

# Words with **ph** flash cards



## **How to shrink the print size**

If you want to print these smaller than A4, simply follow the instructions below before printing:

1. In Adobe Reader, click the File menu (top left).
2. Select 'Print...'.
3. Click the drop-down box next to 'Print Scaling' and select Multiple Pages per sheet.
4. You can then select various options that will reduce the size of the print outs and allow you to print several pages on one sheet of paper.

# Words with **ph** flash cards



phone




photo

# Words with **ph** flash cards

a b c d e f g  
h i j k l m n  
o p q r s t u  
v w x y z

alphabet




dolphin

Words with **ph** flash cards

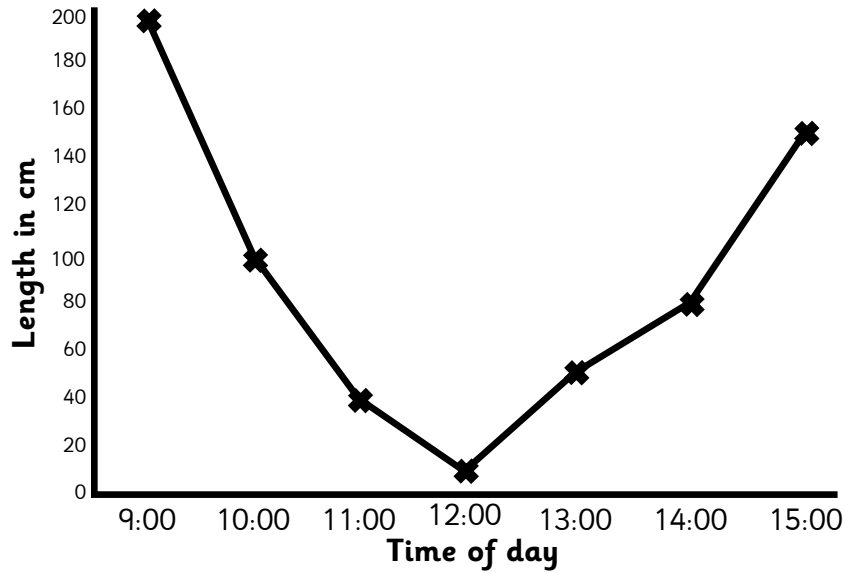


headphones



elephant

# Words with **ph** flash cards



graph





phantom

Words with **ph** flash cards



sapphire



amphibian