


Words with **ur** flash cards




How to shrink the print size

If you want to print these smaller than A4, simply follow the instructions below before printing:

1. In Adobe Reader, click the File menu (top left).
2. Select 'Print...'.
3. Click the drop-down box next to 'Print Scaling' and select Multiple Pages per sheet.
4. You can then select various options that will reduce the size of the print outs and allow you to print several pages on one sheet of paper.

Words with **ur** flash cards




curly



hurt

Words with **ur** flash cards




surf




turn

Words with **ur** flash cards




church




burn

Words with **ur** flash cards

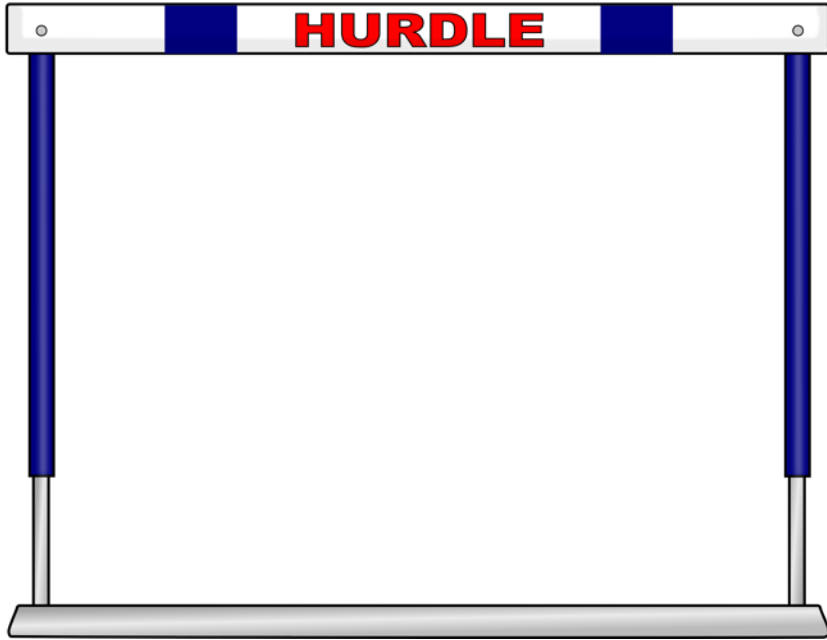


burger




nurse

Words with **ur** flash cards




hurdle




curling

Words with **ur** flash cards




purse




purple

Words with **ur** flash cards



turtle



turban