

Words with **nk** flash cards



How to shrink the print size


If you want to print these smaller than A4, simply follow the instructions below before printing:

1. In Adobe Reader, click the File menu (top left).
2. Select 'Print...'.
3. Click the drop-down box next to 'Print Scaling' and select Multiple Pages per sheet.
4. You can then select various options that will reduce the size of the print outs and allow you to print several pages on one sheet of paper.

Words with **nk** flash cards




ink

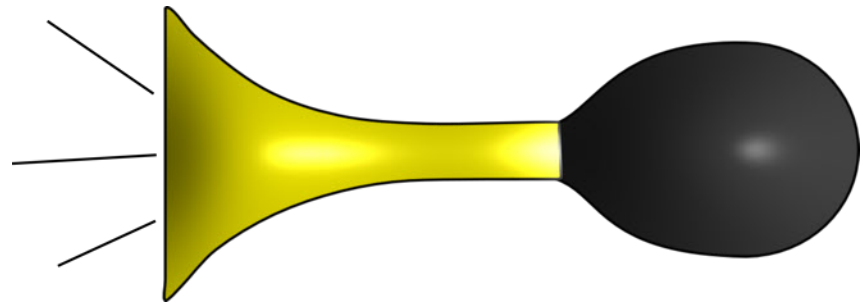


bank

Words with **nk** flash cards




pink




honk

Words with **nk** flash cards



oink



tank

Words with **nk** flash cards




skunk




drink

Words with **nk** flash cards




trunk



think

Words with **nk** flash cards



plank



wink