

Phonemes on butterflies - cursive



How to shrink the print size

If you want to print these smaller than A4, simply follow the instructions below before printing:


1. In Adobe Reader, click the File menu (top left).
2. Select 'Print...'.
3. Click the drop-down box next to 'Print Scaling' and select Multiple Pages per sheet.
4. You can then select various options that will reduce the size of the print outs and allow you to print several pages on one sheet of paper.

*Many thanks for your purchase,
enjoy using the resource!*

Regards,

Samuel

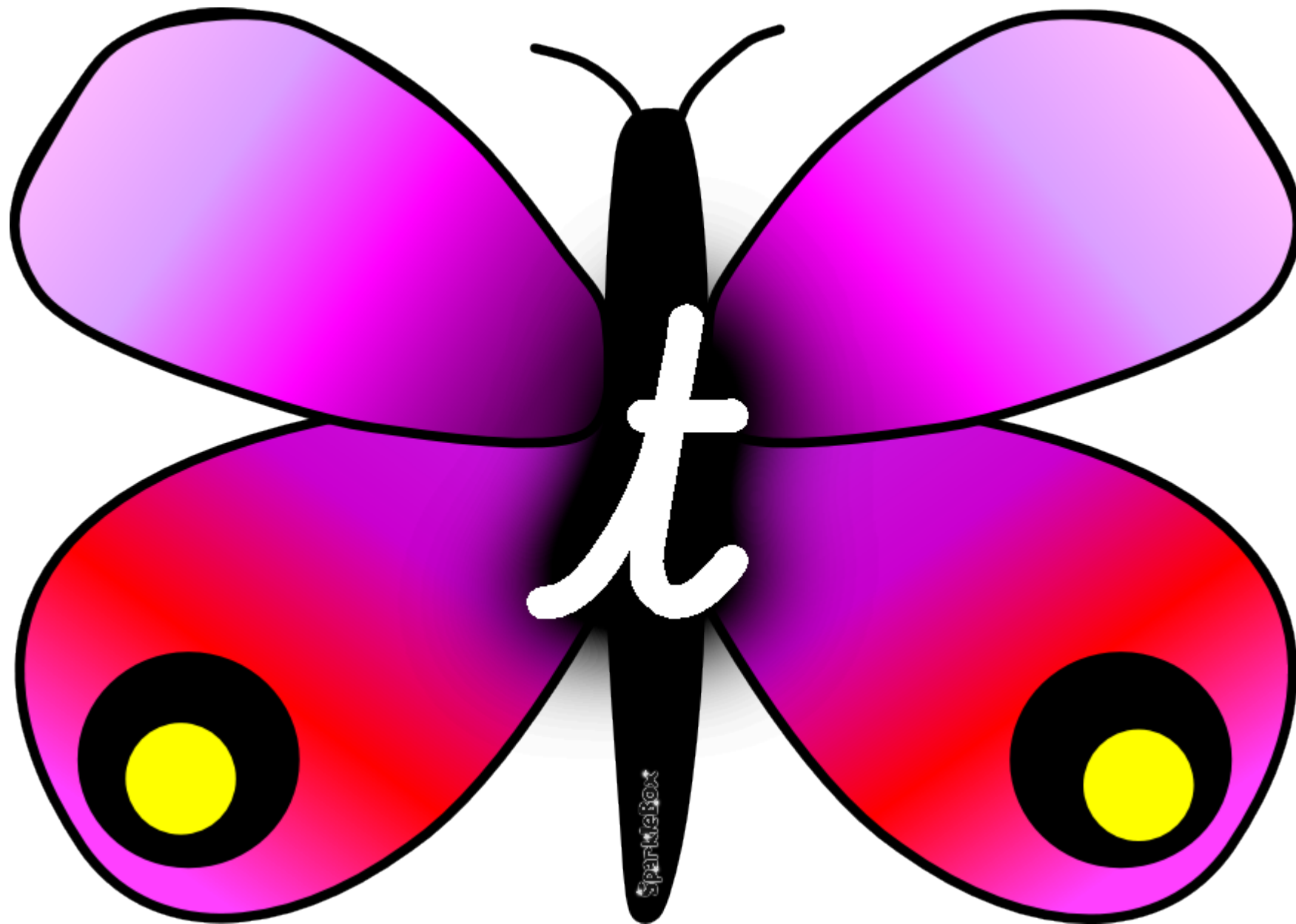
Phonemes on butterflies - cursive




Phonemes on butterflies - cursive




Phonemes on butterflies - cursive




Phonemes on butterflies - cursive




Phonemes on butterflies - cursive




Phonemes on butterflies - cursive



Phonemes on butterflies - cursive




Phonemes on butterflies - cursive




Phonemes on butterflies - cursive




Phonemes on butterflies - cursive




Phonemes on butterflies - cursive



Phonemes on butterflies - cursive




Phonemes on butterflies - cursive




Phonemes on butterflies - cursive




Phonemes on butterflies - cursive




Phonemes on butterflies - cursive




Phonemes on butterflies - cursive




Phonemes on butterflies - cursive




Phonemes on butterflies - cursive




Phonemes on butterflies - cursive




Phonemes on butterflies - cursive




Phonemes on butterflies - cursive




Phonemes on butterflies - cursive



Phonemes on butterflies - cursive




Phonemes on butterflies - cursive




Phonemes on butterflies - cursive




Phonemes on butterflies - cursive




Phonemes on butterflies - cursive




Phonemes on butterflies - cursive




Phonemes on butterflies - cursive




Phonemes on butterflies - cursive




Phonemes on butterflies - cursive




Phonemes on butterflies - cursive



Phonemes on butterflies - cursive




Phonemes on butterflies - cursive



Phonemes on butterflies - cursive




Phonemes on butterflies - cursive



Phonemes on butterflies - cursive



Phonemes on butterflies - cursive



Phonemes on butterflies - cursive



Phonemes on butterflies - cursive




Phonemes on butterflies - cursive



Phonemes on butterflies - cursive




Phonemes on butterflies - cursive




Phonemes on butterflies - cursive



Phonemes on butterflies - cursive




Phonemes on butterflies - cursive



Phonemes on butterflies - cursive




Phonemes on butterflies - cursive



Phonemes on butterflies - cursive



Phonemes on butterflies - cursive



Phonemes on butterflies - cursive



Phonemes on butterflies - cursive




Phonemes on butterflies - cursive



Phonemes on butterflies - cursive



Phonemes on butterflies - cursive





SparkleBox Teacher Resources Limited

Address: PO Box 1008, Cheltenham, GL50 9GN | Fax: 01242 524548 | Email: enquiries@sparklebox.co.uk

A polite reminder about copyright

Many thanks for visiting [SparkleBox](http://www.sparklebox.co.uk). As you can imagine, we spend a huge amount of time designing artwork and creating resources to add to the site each day. We trust that you have found some useful items to download!

In order to protect our livelihoods, the products on the site are subject to Copyright Conditions. We would kindly ask that you respect these as it will mean that we can continue making resources for you in the future.

The full copyright stipulations are available at <http://www.sparklebox.co.uk/copydon.html>, but there is a brief summary below. These conditions apply to this resource and all purchased resources from SparkleBox.

What you **can** do with this resource:

You may reproduce it for your own PERSONAL or CLASSROOM use ONLY

This means you can print it as often as you want, make photocopies, back up on disc etc, PROVIDED it is for your own use!

What you **must NOT** do with this resource:

It must NOT be reproduced for others IN ANY FORM or BY ANY MEANS

This includes electronic or mechanical, including photocopying, recording, or by any information storage or retrieval system.

Do not distribute to your friends!

Not only is it against the law, but it will ultimately prevent me from continuing to produce predominantly free resources for teachers.

Thank you for respecting these terms - we appreciate it!

Kind regards,

The SparkleBox Team