

# Words with au flash cards




## How to shrink the print size


If you want to print these smaller than A4, simply follow the instructions below before printing:

1. In Adobe Reader, click the File menu (top left).
2. Select 'Print...'.
3. Click the drop-down box next to 'Print Scaling' and select Multiple Pages per sheet.
4. You can then select various options that will reduce the size of the print outs and allow you to print several pages on one sheet of paper.

Words with **au** flash cards



launch




faun

# Words with au flash cards

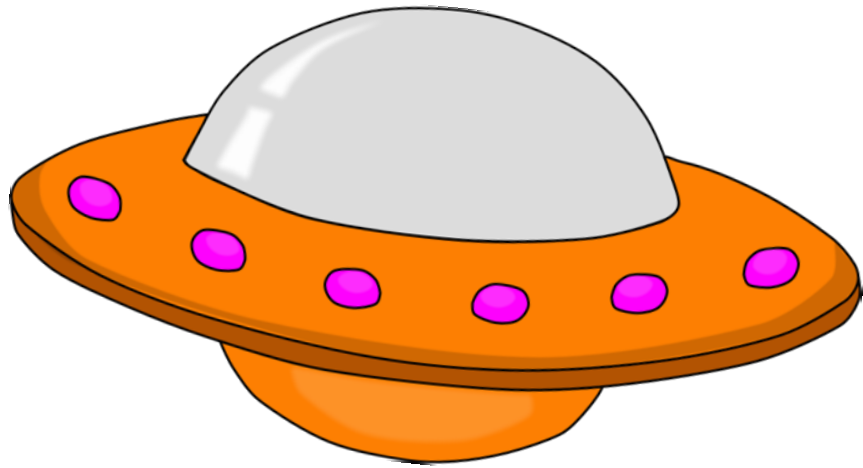


haunted



bauble

Words with **au** flash cards



saucer




haul

Words with **au** flash cards



sauce



audio

# Words with au flash cards



auto