

Words with **aw** flash cards




How to shrink the print size

If you want to print these smaller than A4, simply follow the instructions below before printing:

1. In Adobe Reader, click the File menu (top left).
2. Select 'Print...'.
3. Click the drop-down box next to 'Print Scaling' and select Multiple Pages per sheet.
4. You can then select various options that will reduce the size of the print outs and allow you to print several pages on one sheet of paper.

Words with **aw** flash cards



paw




draw

Words with **aw** flash cards




law

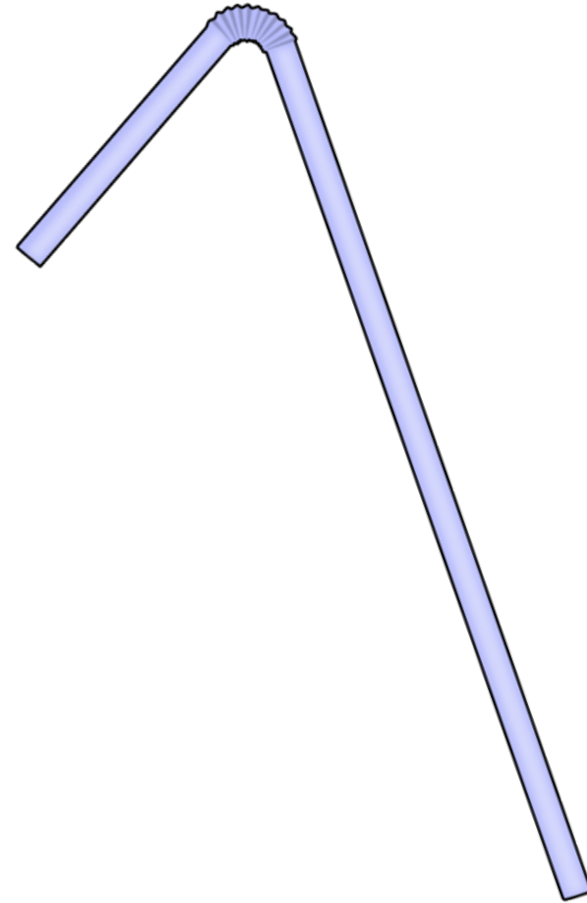


lawn

Words with **aw** flash cards




claw




straw

Words with **aw** flash cards



hawk



jaw

Words with **aw** flash cards




yawn

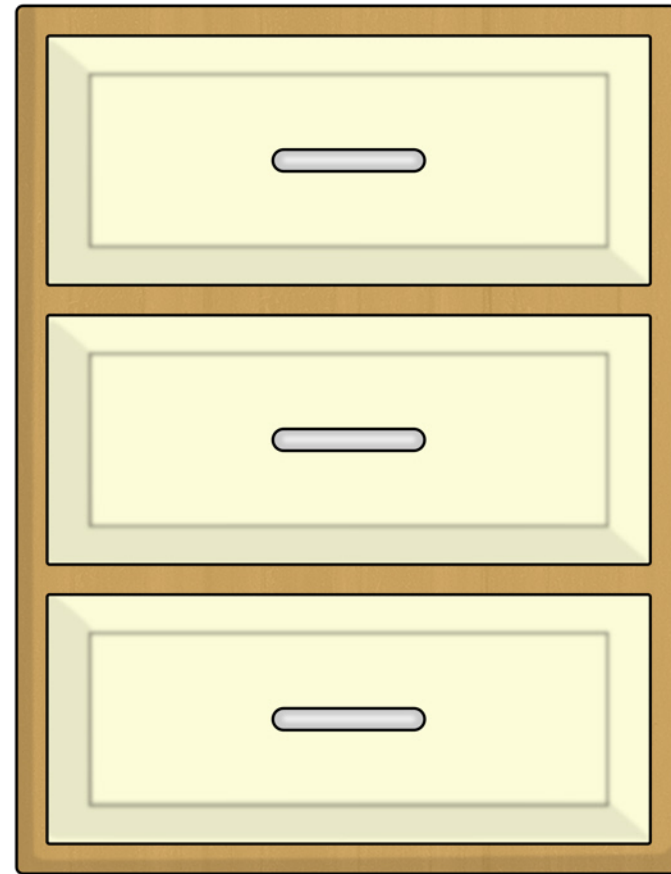


dawn

Words with **aw** flash cards




saw




drawers

Words with **aw** flash cards



jigsaw



frogspawn

Words with **aw** flash cards




crawl

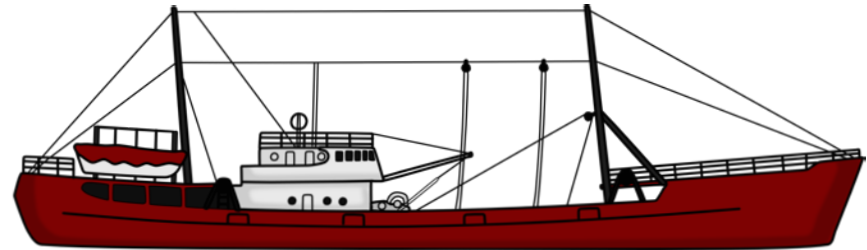


squawk

Words with **aw** flash cards



prawns



trawler