

# ***School office certificates***



## **How to shrink the print size**


If you want to print these smaller than A4, simply follow the instructions below before printing:

1. In Adobe Reader, click the File menu (top left).
2. Select 'Print...'.
3. Click the drop-down box next to 'Print Scaling' and select Multiple Pages per sheet.
4. You can then select various options that will reduce the size of the print outs and allow you to print several pages on one sheet of paper.





*Many thanks for visiting SparkleBox,  
enjoy using the resource!*

*Regards,  
The SparkleBox Team*

# Super Register Monitor!




\_\_\_\_\_ has been a great Register Monitor







Signed: \_\_\_\_\_

# Thank you!



\_\_\_\_\_ has been a great Register Monitor







*Signed:* \_\_\_\_\_

# Super Letter Monitor!




\_\_\_\_\_ has been a great Letter Monitor






*Signed:* \_\_\_\_\_

# Thank you!




\_\_\_\_\_

has been a great Letter Monitor






*Signed:* \_\_\_\_\_

# Money Monitor!



\_\_\_\_\_ has been very helpful - thank you!



*Signed:* \_\_\_\_\_






# Thank you!



---

has been a great Money Monitor



*Signed:* \_\_\_\_\_