


My book about

E



E is for Emily.

This book belongs to

---

SparkleBox

SparkleBox

© Copyright 2009, SparkleBox Teacher Resources  
Downloaded FREE from [www.sparklebox.co.uk](http://www.sparklebox.co.uk)


Can you see **E** ?

Find all the E letters and circle them.

B E F  
E R L  
X E K  
U G D  
S E W

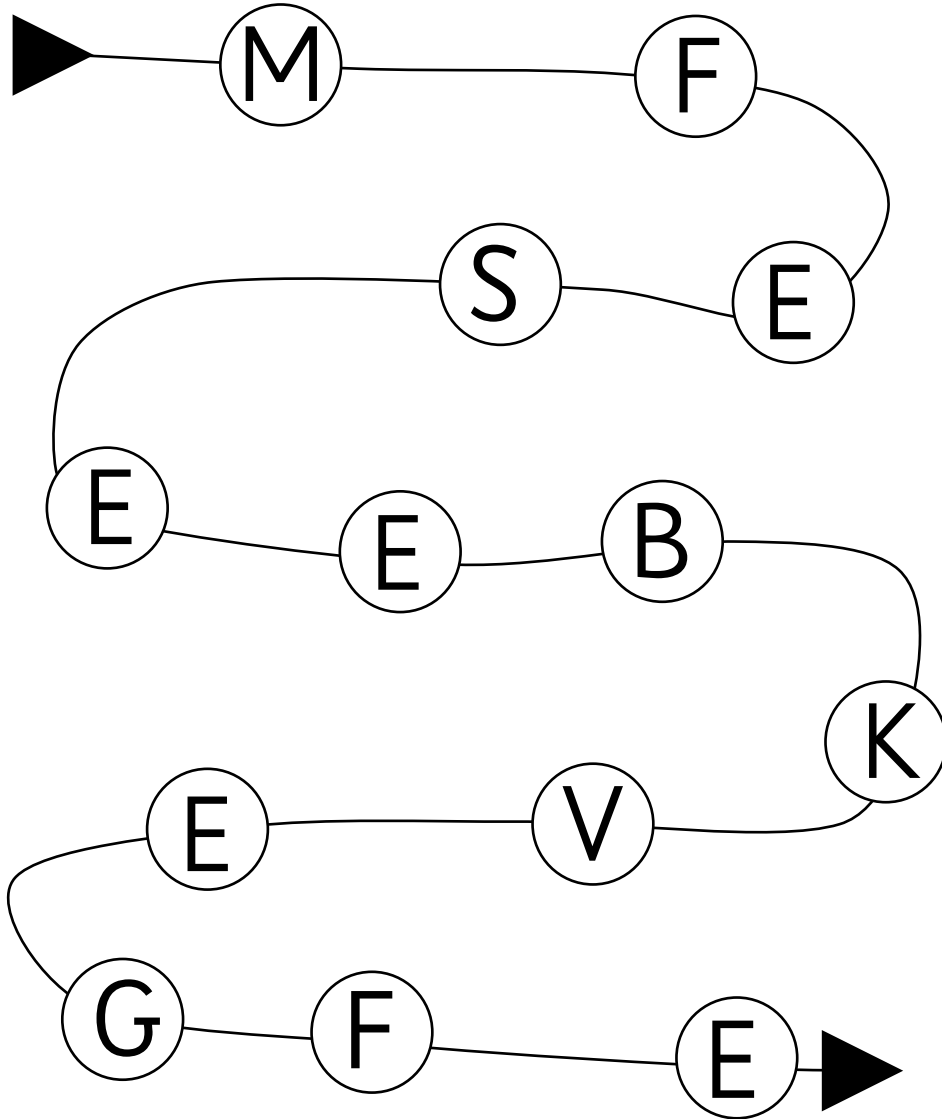
Draw lines from the capital E  
to the lowercase 'e' sounds.

e s x c  
e d a  
e m e y  
o

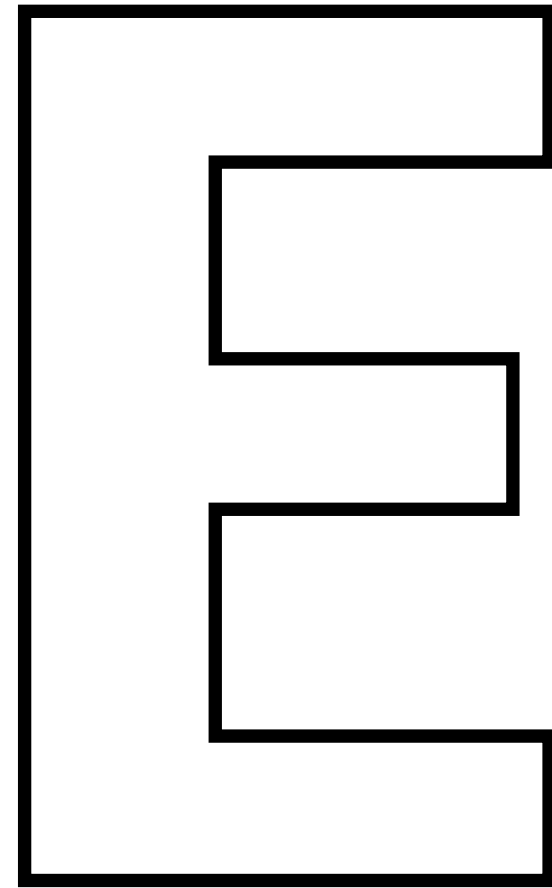


# Shout out E !

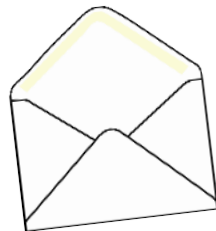
Slowly trace your hand along the line. When you reach a letter E, shout out its name!



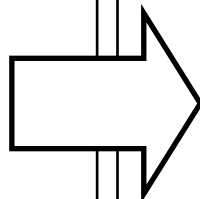

Choose 6 rainbow colours and trace within the giant E below.




# Emily and Ellie



This is Emily.  
Her name begins with the letter E.



This is Ellie. She is Emily's friend.  
Draw a picture of Ellie below.



Ellie

