

Finger spaces!

The following sheet is designed for focused work where an adult works with individuals or small groups of children. The focus is on using finger spaces to separate words when writing a sentence.

It can be used in a variety of writing situations. The individual pupil or group must first decide on what sentence they would like to write. Then talk about the need for a capital letter at the start (if appropriate) and encourage the child/group to write the first word (spelling phonetically if unknown, or from memory if it is a high-frequency word) into the first box.





Once the first word is written, talk about the need for a finger space (and the child/children can place their index-finger on the appropriate place) and then write the next word. Repeat with each word sequentially until the full sentence is written. Remind about using a full stop at the end if appropriate, then read back the sentence to check it makes sense.

If well structured, this works well!

Downloaded FREE from www.sparklebox.co.uk - subject to copyright.



Finger spaces!



Finger spaces!

