

Creative Area signs



How to shrink the print size

If you want to print these smaller than A4, simply follow the instructions below before printing:

1. In Adobe Reader, click the File menu (top left).
2. Select 'Print...'.- 3. Click the drop-down box next to 'Print Scaling' and select Multiple Pages per sheet.
- 4. You can then select various options that will reduce the size of the print outs and allow you to print several pages on one sheet of paper.

*Many thanks for visiting SparkleBox,
enjoy using the resource!*

*Regards,
The SparkleBox Team*

splat





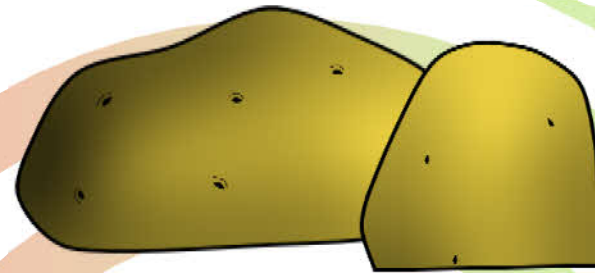
squirt




paints



print




felt tips



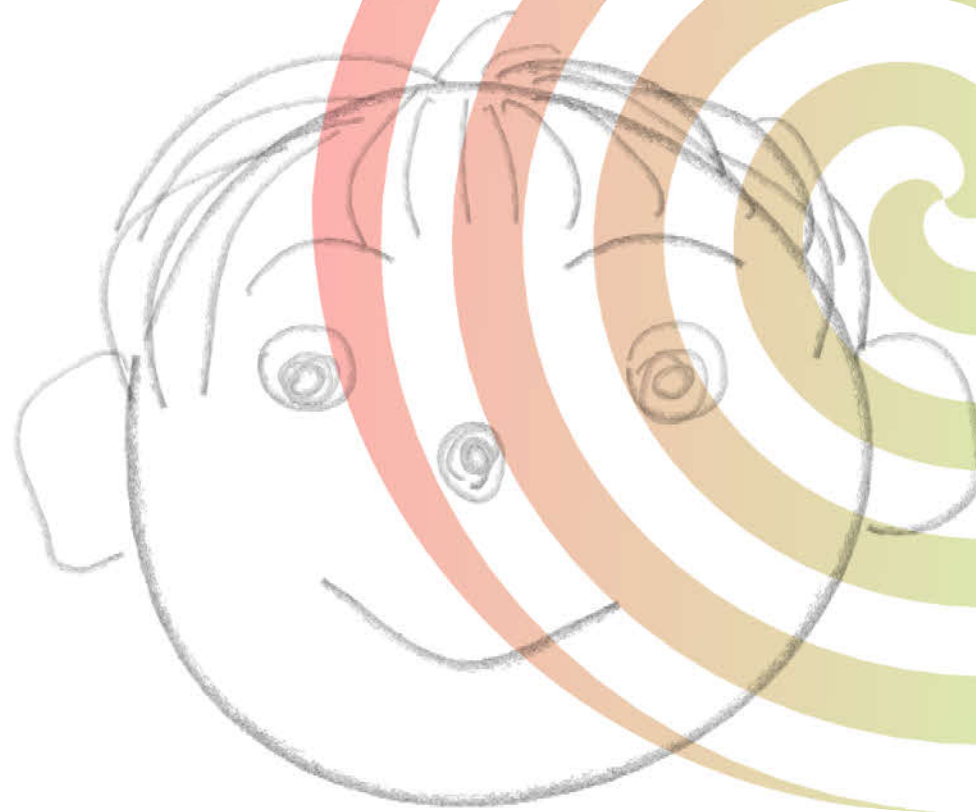
picture



dib and dab



sketch






The word "paint" is written in a large, stylized font. The letter 'p' is red, and the letters 'aint' are green. To the left of the word is a red paintbrush with a yellow tip. To the right is a red paint can with a blue handle and a yellow tip. The background features concentric circles in shades of green and yellow.

paint

drip




red



brown



white




orange



black



blue




pink



green



yellow



purple

