


2

Half is...

1

This card illustrates the concept of halving. On the left, a blue background contains two identical red rockets with black fins and a white base. A large white number '2' is positioned in the bottom-left corner. A vertical line separates this from the right side, which has a light blue background. The text 'Half is...' is written in black at the top, and a large yellow number '1' is centered below it.

© Copyright 2011, www.sparklebox.co.uk




4

Half is...

2

This card illustrates the concept of halving. On the left, a yellow background contains four identical green crocodiles with yellow bellies. A large black number '4' is positioned in the bottom-left corner. A vertical line separates this from the right side, which has a light yellow background. The text 'Half is...' is written in black at the top, and a large green number '2' is centered below it.




Half is...

3

6

This panel features six brown bears on an orange background. The bears are arranged in two columns of three. To the right of the bears, the text 'Half is...' is written in a simple black font. Below this text is a large, bold, brown number '3'. In the bottom left corner, a large black number '6' is displayed.

© Copyright 2011, www.sparklebox.co.uk




Half is...

4

8

This panel features eight camels on a yellow background. The camels are arranged in two columns of four. To the right of the camels, the text 'Half is...' is written in a simple black font. Below this text is a large, bold, orange number '4'. In the bottom left corner, a large black number '8' is displayed.




Half is...

5

10

This block illustrates the concept of halving. On the left, ten sheep are arranged in two groups of five. The number '10' is written in large black font at the bottom left. On the right, the text 'Half is...' is written in black, followed by a large green number '5'.

© Copyright 2011, www.sparklebox.co.uk



Half is...

6

12

This block illustrates the concept of halving. On the left, twelve red books are arranged in two columns of six. The number '12' is written in large black font at the bottom left. On the right, the text 'Half is...' is written in black, followed by a large red number '6'.

Half is...

14


7

© Copyright 2011, www.sparklebox.co.uk

Half is...

16

8




Half is...

9

18

This panel shows 18 colorful candies (green, yellow, orange, purple, pink) scattered on a light pink background. A vertical line separates this from the right side, which contains the text 'Half is...' and a large pink number '9'. The number '18' is written in large black font at the bottom left.

© Copyright 2011, www.sparklebox.co.uk



Half is...

10

20

This panel shows 20 orange squares scattered on a light yellow background. A vertical line separates this from the right side, which contains the text 'Half is...' and a large orange number '10'. The number '20' is written in large black font at the bottom left.