


Alphabet on octopuses - capitals




How to shrink the print size

If you want to print these smaller than A4, simply follow the instructions below before printing:

1. In Adobe Reader, click the File menu (top left).
2. Select 'Print...'
3. Click the drop-down box next to 'Print Scaling' and select Multiple Pages per sheet.
4. You can then select various options that will reduce the size of the print outs and allow you to print several pages on one sheet of paper.

Alphabet on octopuses - capitals




Alphabet on octopuses - capitals




Alphabet on octopuses - capitals



Alphabet on octopuses - capitals




Alphabet on octopuses - capitals




Alphabet on octopuses - capitals




Alphabet on octopuses - capitals



Alphabet on octopuses - capitals



Alphabet on octopuses - capitals




Alphabet on octopuses - capitals




Alphabet on octopuses - capitals



Alphabet on octopuses - capitals




Alphabet on octopuses - capitals



Alphabet on octopuses - capitals




Alphabet on octopuses - capitals



Alphabet on octopuses - capitals




Alphabet on octopuses - capitals




Alphabet on octopuses - capitals



Alphabet on octopuses - capitals



Alphabet on octopuses - capitals



Alphabet on octopuses - capitals




Alphabet on octopuses - capitals



Alphabet on octopuses - capitals



Alphabet on octopuses - capitals



Alphabet on octopuses - capitals

