









# Punctuation marks and uses dominoes

			
<b>Question Mark</b> Used at the end of a direct question.	<b>Exclamation Mark</b> Used at the end of a strong declaration, interjection or command.	<b>Colon</b> Used before a list or explanation and follows a clause that can stand alone.	<b>Semicolon</b> Used to separate small lists within a large list.





			
<b>Semicolon</b> Can be used to separate closely related independent clauses.	<b>Hyphen</b> Used for creating compound words.	<b>Parentheses</b> Used to include information you want to de-emphasise.	<b>Comma</b> Used to separate three or more elements in a list.





## How to play

*This dominoes game is designed for 5 to 10 players.*





Shuffle the dominoes and deal 8-10 cards to each player (depending on how long you want the game to last). Choose a starting player by rolling a dice (highest score to start). Each person then takes a turn to place a domino so that the two corresponding ends are adjacent (blue definitions should be matched to green punctuation marks and visa versa). The winner is the first player to use all of their dominos. Where no player can proceed, the winner is the player with the least dominos left (or a draw is declared).





# *Punctuation marks and uses dominoes*

			
<p><b>Ellipsis</b> Used when you want to leave out some words.</p>	<p><b>Apostrophe</b> Used to make possessive forms, contractions and with some plurals.</p>	<p><b>Speech Marks</b> Used to indicate spoken words.</p>	<p><b>Quotation Marks</b> Used to indicate quoted words.</p>





			
<p><b>Slash</b> Used to show a choice between the two words it separates.</p>	<p><b>Full Stop</b> Used to mark the end of a sentence.</p>	<p><b>Exclamation Mark</b> Used at the end of a strong declaration, interjection or command.</p>	<p><b>Colon</b> Used before a list or explanation and follows a clause that can stand alone.</p>





# ***Punctuation marks and uses dominoes***

			
<p><b>Semicolon</b> Can be used to separate closely related independent clauses.</p>	<p><b>Hyphen</b> Used for writing some numbers and fractions.</p>	<p><b>Parentheses</b> Used to include information that wouldn't normally fit into the flow of text, but needs including.</p>	<p><b>Comma</b> Used before a small conjunction (such as and, but, for, yet, or, so).</p>

			
<p><b>Ellipsis</b> Used when you want to leave out some words.</p>	<p><b>Apostrophe</b> Used to make possessive forms, contractions and with some plurals.</p>	<p><b>Speech Marks</b> Used to indicate spoken words.</p>	<p><b>Quotation Marks</b> Used to indicate quoted words.</p>





# *Punctuation marks and uses dominoes*





			
<p><b>Slash</b> Used to show a choice between the two words it separates.</p>	<p><b>Full Stop</b> Used to mark the end of a sentence.</p>	<p><b>Question Mark</b> Used at the end of a direct question.</p>	<p><b>Colon</b> Used before a list or explanation and follows a clause that can stand alone.</p>

			
<p><b>Semicolon</b> Used to separate small lists within a large list.</p>	<p><b>Hyphen</b> Adding prefixes to words.</p>	<p><b>Parentheses</b> Used to include information you want to de-emphasise.</p>	<p><b>Comma</b> Used to separate three or more elements in a list.</p>











# *Punctuation marks and uses dominoes*

			
<p><b>Ellipsis</b> Used when you want to leave out some words.</p>	<p><b>Apostrophe</b> Used to make possessive forms, contractions and with some plurals.</p>	<p><b>Speech Marks</b> Used to indicate spoken words.</p>	<p><b>Quotation Marks</b> Used to indicate quoted words.</p>





			
<p><b>Slash</b> Used to show a choice between the two words it separates.</p>	<p><b>Full Stop</b> Used to mark the end of a sentence.</p>	<p><b>Question Mark</b> Used at the end of a direct question.</p>	<p><b>Exclamation Mark</b> Used at the end of a strong declaration, interjection or command.</p>





# Punctuation marks and uses dominoes

			
<p><b>Semicolon</b> Can be used to separate closely related independent clauses.</p>	<p><b>Hyphen</b> Used at the end of a line when a word is split.</p>	<p><b>Parentheses</b> Used to include information that wouldn't normally fit into the flow of text, but needs including.</p>	<p><b>Comma</b> Used before a small conjunction (such as and, but, for, yet, or, so).</p>





			
<p><b>Ellipsis</b> Used when you want to leave out some words.</p>	<p><b>Apostrophe</b> Used to make possessive forms, contractions and with some plurals.</p>	<p><b>Speech Marks</b> Used to indicate spoken words.</p>	<p><b>Quotation Marks</b> Used to indicate quoted words.</p>





# ***Punctuation marks and uses dominoes***

			
<p><b>Slash</b> Used to show a choice between the two words it separates.</p>	<p><b>Full Stop</b> Used to mark the end of a sentence.</p>	<p><b>Question Mark</b> Used at the end of a direct question.</p>	<p><b>Exclamation Mark</b> Used at the end of a strong declaration, interjection or command.</p>





			
<p><b>Colon</b> Used before a list or explanation and follows a clause that can stand alone.</p>	<p><b>Hyphen</b> Used for creating compound words.</p>	<p><b>Parentheses</b> Used to include information you want to de-emphasise.</p>	<p><b>Comma</b> Used to separate three or more elements in a list.</p>





# Punctuation marks and uses dominoes

			
<p><b>Ellipsis</b> Used when you want to leave out some words.</p>	<p><b>Apostrophe</b> Used to make possessive forms, contractions and with some plurals.</p>	<p><b>Speech Marks</b> Used to indicate spoken words.</p>	<p><b>Quotation Marks</b> Used to indicate quoted words.</p>





			
<p><b>Slash</b> Used to show a choice between the two words it separates.</p>	<p><b>Full Stop</b> Used to mark the end of a sentence.</p>	<p><b>Question Mark</b> Used at the end of a direct question.</p>	<p><b>Exclamation Mark</b> Used at the end of a strong declaration, interjection or command.</p>





# ***Punctuation marks and uses dominoes***

			
<p><b>Colon</b> Used before a list or explanation and follows a clause that can stand alone.</p>	<p><b>Semicolon</b> Can be used to separate closely related independent clauses.</p>	<p><b>Parentheses</b> Used to include information that wouldn't normally fit into the flow of text, but needs including.</p>	<p><b>Comma</b> Used before a small conjunction (such as and, but, for, yet, or, so).</p>





			
<p><b>Ellipsis</b> Used when you want to leave out some words.</p>	<p><b>Apostrophe</b> Used to make possessive forms, contractions and with some plurals.</p>	<p><b>Speech Marks</b> Used to indicate spoken words.</p>	<p><b>Quotation Marks</b> Used to indicate quoted words.</p>





# ***Punctuation marks and uses dominoes***

			
<p><b>Slash</b> Used to show a choice between the two words it separates.</p>	<p><b>Full Stop</b> Used to mark the end of a sentence.</p>	<p><b>Question Mark</b> Used at the end of a direct question.</p>	<p><b>Exclamation Mark</b> Used at the end of a strong declaration, interjection or command.</p>

			
<p><b>Colon</b> Used before a list or explanation and follows a clause that can stand alone.</p>	<p><b>Semicolon</b> Can be used to separate closely related independent clauses.</p>	<p><b>Hyphen</b> Adding prefixes to words.</p>	<p><b>Comma</b> Used to separate three or more elements in a list.</p>

# *Punctuation marks and uses dominoes*

			
<p><b>Ellipsis</b> Used when you want to leave out some words.</p>	<p><b>Apostrophe</b> Used to make possessive forms, contractions and with some plurals.</p>	<p><b>Speech Marks</b> Used to indicate spoken words.</p>	<p><b>Quotation Marks</b> Used to indicate quoted words.</p>

			
<p><b>Slash</b> Used to show a choice between the two words it separates.</p>	<p><b>Full Stop</b> Used to mark the end of a sentence.</p>	<p><b>Question Mark</b> Used at the end of a direct question.</p>	<p><b>Exclamation Mark</b> Used at the end of a strong declaration, interjection or command.</p>





# ***Punctuation marks and uses dominoes***





,	,	,	,
<p><b>Colon</b> Used before a list or explanation and follows a clause that can stand alone.</p>	<p><b>Semicolon</b> Can be used to separate closely related independent clauses.</p>	<p><b>Hyphen</b> Used at the end of a line when a word is split.</p>	<p><b>Parentheses</b> Used to include information that wouldn't normally fit into the flow of text, but needs including.</p>

,	,	,	,
<p><b>Ellipsis</b> Used when you want to leave out some words.</p>	<p><b>Apostrophe</b> Used to make possessive forms, contractions and with some plurals.</p>	<p><b>Speech Marks</b> Used to indicate spoken words.</p>	<p><b>Quotation Marks</b> Used to indicate quoted words.</p>











# Punctuation marks and uses dominoes

			
<p><b>Slash</b> Used to show a choice between the two words it separates.</p>	<p><b>Full Stop</b> Used to mark the end of a sentence.</p>	<p><b>Question Mark</b> Used at the end of a direct question.</p>	<p><b>Exclamation Mark</b> Used at the end of a strong declaration, interjection or command.</p>





			
<p><b>Colon</b> Used before a list or explanation and follows a clause that can stand alone.</p>	<p><b>Semicolon</b> Used to separate small lists within a large list.</p>	<p><b>Hyphen</b> Used for creating compound words.</p>	<p><b>Parentheses</b> Used to include information you want to de-emphasise.</p>





# ***Punctuation marks and uses dominoes***

			
<p><b>Comma</b> Used to separate three or more elements in a list.</p>	<p><b>Apostrophe</b> Used to make possessive forms, contractions and with some plurals.</p>	<p><b>Speech Marks</b> Used to indicate spoken words.</p>	<p><b>Quotation Marks</b> Used to indicate quoted words.</p>

			
<p><b>Slash</b> Used to show a choice between the two words it separates.</p>	<p><b>Full Stop</b> Used to mark the end of a sentence.</p>	<p><b>Question Mark</b> Used at the end of a direct question.</p>	<p><b>Exclamation Mark</b> Used at the end of a strong declaration, interjection or command.</p>

# ***Punctuation marks and uses dominoes***

			
<p><b>Colon</b> Used before a list or explanation and follows a clause that can stand alone.</p>	<p><b>Semicolon</b> Can be used to separate closely related independent clauses.</p>	<p><b>Hyphen</b> Used for writing some numbers and fractions.</p>	<p><b>Parentheses</b> Used to include information that wouldn't normally fit into the flow of text, but needs including.</p>

			
<p><b>Comma</b> Used before a small conjunction (such as and, but, for, yet, or, so).</p>	<p><b>Ellipsis</b> Used when you want to leave out some words.</p>	<p><b>Speech Marks</b> Used to indicate spoken words.</p>	<p><b>Quotation Marks</b> Used to indicate quoted words.</p>

# Punctuation marks and uses dominoes

)	“ ”	“ ”	“ ”
<p><b>Slash</b> Used to show a choice between the two words it separates.</p>	<p><b>Full Stop</b> Used to mark the end of a sentence.</p>	<p><b>Question Mark</b> Used at the end of a direct question.</p>	<p><b>Exclamation Mark</b> Used at the end of a strong declaration, interjection or command.</p>

“ ”	“ ”	“ ”	“ ”
<p><b>Colon</b> Used before a list or explanation and follows a clause that can stand alone.</p>	<p><b>Semicolon</b> Used to separate small lists within a large list.</p>	<p><b>Quotation Marks</b> Used to indicate quoted words.</p>	<p><b>Slash</b> Used to show a choice between the two words it separates.</p>

# Punctuation marks and uses dominoes

)	“ ”	“ ”	“ ”
<p><b>Slash</b> Used to show a choice between the two words it separates.</p>	<p><b>Full Stop</b> Used to mark the end of a sentence.</p>	<p><b>Question Mark</b> Used at the end of a direct question.</p>	<p><b>Exclamation Mark</b> Used at the end of a strong declaration, interjection or command.</p>





“ ”	“ ”	“ ”	“ ”
<p><b>Colon</b> Used before a list or explanation and follows a clause that can stand alone.</p>	<p><b>Semicolon</b> Used to separate small lists within a large list.</p>	<p><b>Hyphen</b> Adding prefixes to words.</p>	<p><b>Parentheses</b> Used to include information that wouldn't normally fit into the flow of text, but needs including.</p>





# Punctuation marks and uses dominoes

“ ”	“ ”	“ ”	“ ”
<b>Comma</b> Used before a small conjunction (such as and, but, for, yet, or, so).	<b>Ellipsis</b> Used when you want to leave out some words.	<b>Apostrophe</b> Used to make possessive forms, contractions and with some plurals.	<b>Speech Marks</b> Used to indicate spoken words.





“ ”	（ ）	（ ）	（ ）
<b>Slash</b> Used to show a choice between the two words it separates.	<b>Full Stop</b> Used to mark the end of a sentence.	<b>Question Mark</b> Used at the end of a direct question.	<b>Exclamation Mark</b> Used at the end of a strong declaration, interjection or command.





# Punctuation marks and uses dominoes

			
<p><b>Colon</b> Used before a list or explanation and follows a clause that can stand alone.</p>	<p><b>Semicolon</b> Used to separate small lists within a large list.</p>	<p><b>Hyphen</b> Used for creating compound words.</p>	<p><b>Parentheses</b> Used to include information you want to de-emphasise.</p>

			
<p><b>Comma</b> Used to separate three or more elements in a list.</p>	<p><b>Ellipsis</b> Used when you want to leave out some words.</p>	<p><b>Apostrophe</b> Used to make possessive forms, contractions and with some plurals.</p>	<p><b>Speech Marks</b> Used to indicate spoken words.</p>





# Punctuation marks and uses dominoes


			
<p><b>Slash</b> Used to show a choice between the two words it separates.</p>	<p><b>Full Stop</b> Used to mark the end of a sentence.</p>	<p><b>Question Mark</b> Used at the end of a direct question.</p>	<p><b>Exclamation Mark</b> Used at the end of a strong declaration, interjection or command.</p>

			
<p><b>Colon</b> Used before a list or explanation and follows a clause that can stand alone.</p>	<p><b>Semicolon</b> Can be used to separate closely related independent clauses.</p>	<p><b>Hyphen</b> Used at the end of a line when a word is split.</p>	<p><b>Parentheses</b> Used to include information you want to de-emphasise.</p>

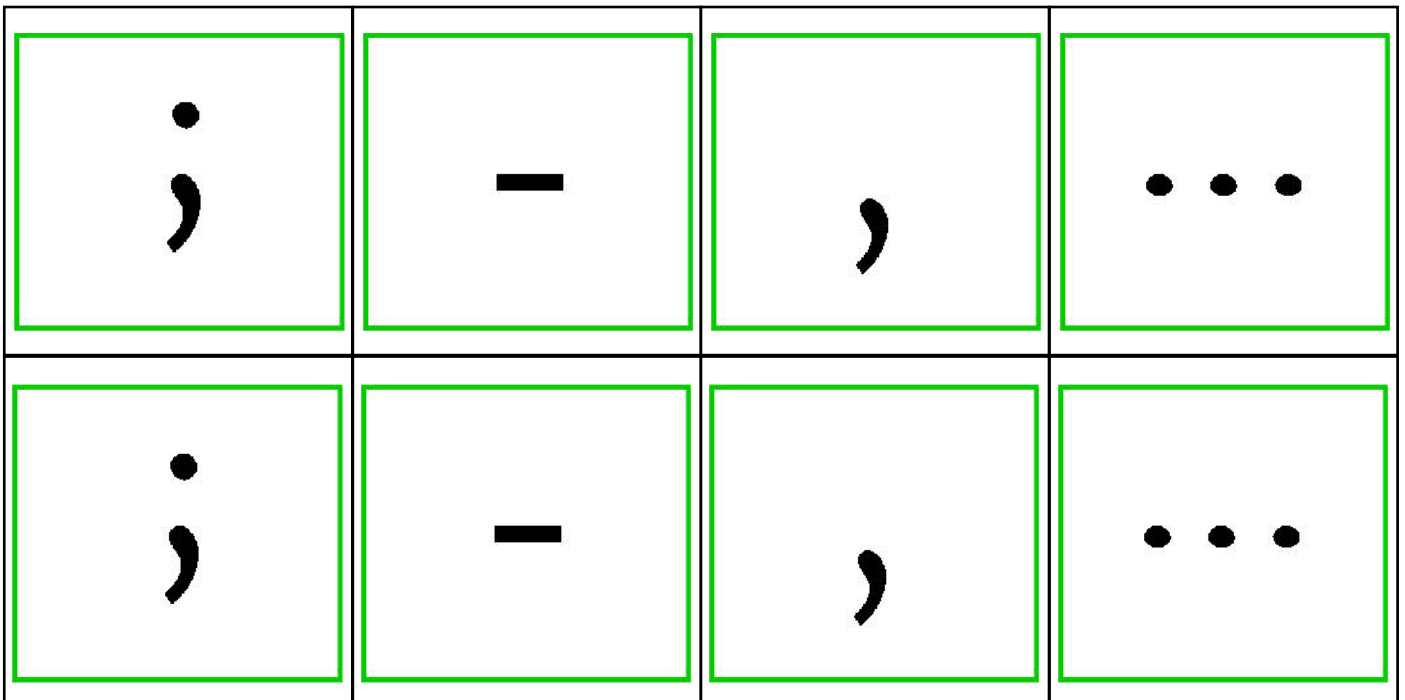



# Punctuation marks and uses dominoes

			
<p><b>Comma</b> Used to separate three or more elements in a list.</p>	<p><b>Ellipsis</b> Used when you want to leave out some words.</p>	<p><b>Apostrophe</b> Used to make possessive forms, contractions and with some plurals.</p>	<p><b>Speech Marks</b> Used to indicate spoken words.</p>

			
<p><b>Quotation Marks</b> Used to indicate quoted words.</p>			

# *Punctuation marks and uses dominoes*



We recommend you print the 'doubles' dominoes 3 times each to create enough cards for the game.

# *Punctuation marks and uses dominoes*

,	“ ”	‘ ’	/
,	“ ”	‘ ’	/

( )			
( )			



# SparkleBox Teacher Resources Limited

Address: PO Box 1008, Cheltenham, GL50 9GN | Fax: 01242 524548 | Email: [enquiries@sparklebox.co.uk](mailto:enquiries@sparklebox.co.uk)

## A polite reminder about copyright

Many thanks for visiting [SparkleBox](http://www.sparklebox.co.uk). As you can imagine, we spend a huge amount of time designing artwork and creating resources to add to the site each day. We trust that you have found some useful items to download!

In order to protect our livelihoods, the products on the site are subject to Copyright Conditions. We would kindly ask that you respect these as it will mean that we can continue making resources for you in the future.

The full copyright stipulations are available at <http://www.sparklebox.co.uk/copydon.html>, but there is a brief summary below. These conditions apply to this resource and all purchased resources from SparkleBox.

### What you **can** do with this resource:

**You may reproduce it for your own PERSONAL or CLASSROOM use ONLY**

This means you can print it as often as you want, make photocopies, back up on disc etc, PROVIDED it is for your own use!

### What you **must NOT** do with this resource:

**It must NOT be reproduced for others IN ANY FORM or BY ANY MEANS**

This includes electronic or mechanical, including photocopying, recording, or by any information storage or retrieval system.

**Do not distribute to your friends!**

Not only is it against the law, but it will ultimately prevent us from continuing to produce predominantly free resources for teachers.

*Thank you for respecting these terms - we appreciate it!*

*Kind regards,*

**The SparkleBox Team**