

Making chocolate Easter nests

Ingredients

150g milk chocolate

50g butter


3 shredded wheat
mini chocolate eggs



Making chocolate Easter nests

1.


Fasten baking paper on a tray using butter in each corner.



Making chocolate Easter nests

2.

Add blocks of
chocolate and
butter into a bowl.



Making chocolate Easter nests

3.


Melt in microwave.



Making chocolate Easter nests

3.


Melt over a pan
of hot water.



Making chocolate Easter nests

4.

Crush and sprinkle
shredded wheat
into the melted
chocolate.



Making chocolate Easter nests

5.

Shape into nests
and place onto
baking tray.



Making chocolate Easter nests

6.

Add mini eggs and
place in fridge
to cool.




Making chocolate Easter nests

7.

Once solid, serve.

Enjoy!



Making chocolate Easter nests

