

Find the objects - coordinates game

Setting the game up

Make sure you and your partner have boards with the same game number.

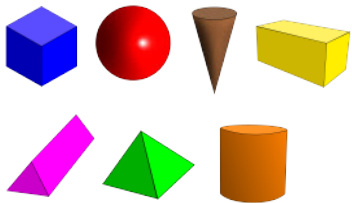
Cover the whole grid with the red 'Uncover me!' squares so that all of the objects are hidden.

Shuffle the coordinates cards and place face-down in a pile on the table.



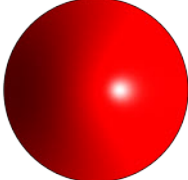
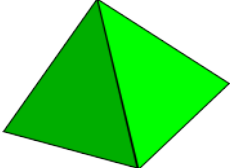

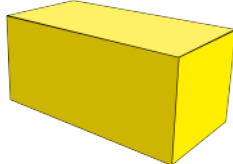

How to play

With your partner, take it in turns to pick up and turn over a coordinates card. Read out the coordinate on the card and remove the 'Uncover me!' that covers it. Carry on until all of the coordinates cards have been used.

The winner is the the player who uncovers the most objects in one round.



Game Number:
1

5		FREE TURN!				
4						
3	FREE TURN!					
2					FREE TURN!	
1						
	A	B	C	D	E	F

Find the objects - coordinates game

Setting the game up

Make sure you and your partner have boards with the same game number.

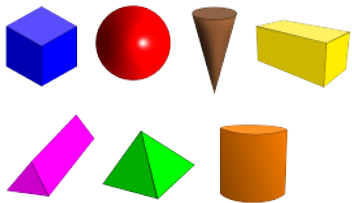
Cover the whole grid with the red 'Uncover me!' squares so that all of the objects are hidden.

Shuffle the coordinates cards and place face-down in a pile on the table.

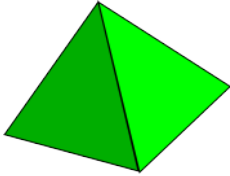

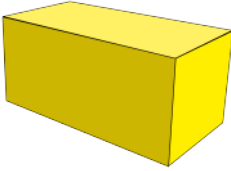

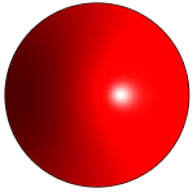


How to play

With your partner, take it in turns to pick up and turn over a coordinates card. Read out the coordinate on the card and remove the 'Uncover me!' that covers it. Carry on until all of the coordinates cards have been used.

The winner is the the player who uncovers the most objects in one round.



Game Number:
1

5		FREE TURN!				
4						
3						
2			FREE TURN!			
1						FREE TURN!
	A	B	C	D	E	F

Find the objects - coordinates game

Setting the game up

Make sure you and your partner have boards with the same game number.

Cover the whole grid with the red 'Uncover me!' squares so that all of the characters are hidden.

Shuffle the coordinates cards and place face-down in a pile on the table.







How to play

With your partner, take it in turns to pick up and turn over a coordinates card. Read out the coordinate on the card and remove the 'Uncover me!' that covers it. Carry on until all of the coordinates cards have been used.

The winner is the the player who uncovers the most characters in one round.



Game Number:
2

5						
4		FREE TURN!				
3						
2		FREE TURN!				
1			FREE TURN!			
	A	B	C	D	E	F

Find the objects - coordinates game

Setting the game up

Make sure you and your partner have boards with the same game number.

Cover the whole grid with the red 'Uncover me!' squares so that all of the characters are hidden.

Shuffle the coordinates cards and place face-down in a pile on the table.

How to play









With your partner, take it in turns to pick up and turn over a coordinates card. Read out the coordinate on the card and remove the 'Uncover me!' that covers it. Carry on until all of the coordinates cards have been used.

The winner is the the player who uncovers the most characters in one round.



Game Number:

2

5	FREE TURN!				FREE TURN!	
4						
3			FREE TURN!			
2						
1						
	A	B	C	D	E	F

Find the objects - coordinates game

Setting the game up

Make sure you and your partner have boards with the same game number.

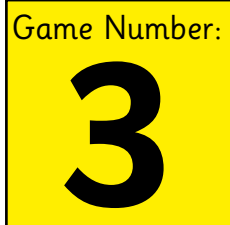
Cover the whole grid with the red 'Uncover me!' squares so that all of the objects are hidden.








Shuffle the coordinates cards and place face-down in a pile on the table.

How to play

With your partner, take it in turns to pick up and turn over a coordinates card. Read out the coordinate on the card and remove the 'Uncover me!' that covers it. Carry on until all of the coordinates cards have been used.

The winner is the the player who uncovers the most objects in one round.



5			FREE TURN!			FREE TURN!
4						
3						
2	FREE TURN!					
1						
	A	B	C	D	E	F

Find the objects - coordinates game

Setting the game up

Make sure you and your partner have boards with the same game number.

Cover the whole grid with the red 'Uncover me!' squares so that all of the objects are hidden.

Shuffle the coordinates cards and place face-down in a pile on the table.








How to play

With your partner, take it in turns to pick up and turn over a coordinates card. Read out the coordinate on the card and remove the 'Uncover me!' that covers it. Carry on until all of the coordinates cards have been used.

The winner is the the player who uncovers the most objects in one round.



Game Number:
3

5						FREE TURN!
4						
3		FREE TURN!		FREE TURN!		
2						
1						
	A	B	C	D	E	F

Find the objects - coordinates game

Setting the game up

Make sure you and your partner have boards with the same game number.


Cover the whole grid with the red 'Uncover me!' squares so that all of the objects are hidden.








Shuffle the coordinates cards and place face-down in a pile on the table.

How to play

With your partner, take it in turns to pick up and turn over a coordinates card. Read out the coordinate on the card and remove the 'Uncover me!' that covers it. Carry on until all of the coordinates cards have been used.

The winner is the the player who uncovers the most objects in one round.



5						
4	FREE TURN!					
3					FREE TURN!	
2						
1				FREE TURN!		
	A	B	C	D	E	F

Find the objects - coordinates game

Setting the game up

Make sure you and your partner have boards with the same game number.


Cover the whole grid with the red 'Uncover me!' squares so that all of the objects are hidden.








Shuffle the coordinates cards and place face-down in a pile on the table.

How to play

With your partner, take it in turns to pick up and turn over a coordinates card. Read out the coordinate on the card and remove the 'Uncover me!' that covers it. Carry on until all of the coordinates cards have been used.

The winner is the the player who uncovers the most objects in one round.



5						
4						
3	FREE TURN!			FREE TURN!		
2						
1					FREE TURN!	
	A	B	C	D	E	F

Find the objects - coordinates game

Setting the game up

Make sure you and your partner have boards with the same game number.


Cover the whole grid with the red 'Uncover me!' squares so that all of the objects are hidden.











Shuffle the coordinates cards and place face-down in a pile on the table.

How to play

With your partner, take it in turns to pick up and turn over a coordinates card. Read out the coordinate on the card and remove the 'Uncover me!' that covers it. Carry on until all of the coordinates cards have been used.

The winner is the the player who uncovers the most objects in one round.



5						
4						
3						
2						
1						
	A	B	C	D	E	F

Find the objects - coordinates game

Setting the game up

Make sure you and your partner have boards with the same game number.


Cover the whole grid with the red 'Uncover me!' squares so that all of the objects are hidden.

Shuffle the coordinates cards and place face-down in a pile on the table.

How to play








With your partner, take it in turns to pick up and turn over a coordinates card. Read out the coordinate on the card and remove the 'Uncover me!' that covers it. Carry on until all of the coordinates cards have been used.

The winner is the the player who uncovers the most objects in one round.




Game Number:

5

5						
4					FREE TURN!	
3		FREE TURN!				
2						
1				FREE TURN!		
	A	B	C	D	E	F

Find the objects - coordinates game



Find the objects - coordinates game

A1

A5

B4

A2

B1

B5

A3

B2

C1

A4

B3

C2

Find the objects - coordinates game

C3

D2

E1

C4

D3

E2

C5

D4

E3

D1

D5

E4

Find the objects - coordinates game

E5

F4

F1

F5

F2

F3



SparkleBox Teacher Resources Limited

Address: PO Box 1008, Cheltenham, GL50 9GN | Fax: 01242 524548 | Email: enquiries@sparklebox.co.uk

A polite reminder about copyright

Many thanks for visiting [SparkleBox](#). As you can imagine, we spend a huge amount of time designing artwork and creating resources to add to the site each day. We trust that you have found some useful items to download!

In order to protect our livelihoods, the products on the site are subject to Copyright Conditions. We would kindly ask that you respect these as it will mean that we can continue making resources for you in the future.

The full copyright stipulations are available at <http://www.sparklebox.co.uk/copydon.html>, but there is a brief summary below. These conditions apply to this resource and all purchased resources from SparkleBox.

What you **can** do with this resource:

You may reproduce it for your own PERSONAL or CLASSROOM use ONLY

This means you can print it as often as you want, make photocopies, back up on disc etc, PROVIDED it is for your own use!

What you **must NOT** do with this resource:

It must NOT be reproduced for others IN ANY FORM or BY ANY MEANS

This includes electronic or mechanical, including photocopying, recording, or by any information storage or retrieval system.

Do not distribute to your friends!

Not only is it against the law, but it will ultimately prevent us from continuing to produce predominantly free resources for teachers.

Thank you for respecting these terms - we appreciate it!

Kind regards,

The SparkleBox Team