

# Find the objects - coordinates game

## Setting the game up

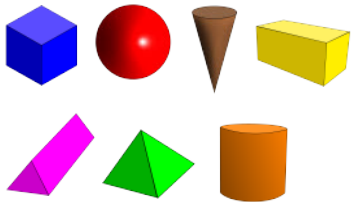
Make sure you and your partner have boards with the same game number.

Shuffle the coordinates cards and place face-down in a pile on the table.

## How to play

With your partner, take it in turns to pick up and turn over a coordinates card. Read out the coordinates on the card and mark a cross on those squares on your grid.

The winner is the first player to mark a cross on one of each shape on their board:





































## Free turns

If you mark a square that says 'Free Turn' you can have an extra go straight away. Only one 'Free Turn' can be taken per coordinate card.

Game Number:

**1**

11	FREE TURN!													
10		FREE TURN!			FREE TURN!			FREE TURN!			FREE TURN!			
9														
8														
7	FREE TURN!													
6						FREE TURN!	FREE TURN!			FREE TURN!			FREE TURN!	
5		FREE TURN!			FREE TURN!							FREE TURN!		
4														
3														
2														
1		FREE TURN!												
	A	B	C	D	E	F	G	H	I	J	K	L	M	N

# Find the objects - coordinates game

## Setting the game up

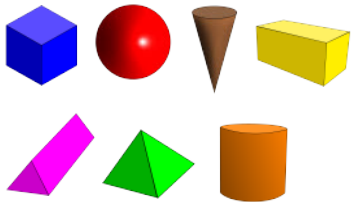
Make sure you and your partner have boards with the same game number.

Shuffle the coordinates cards and place face-down in a pile on the table.

## How to play

With your partner, take it in turns to pick up and turn over a coordinates card. Read out the coordinates on the card and mark a cross on those squares on your grid.

The winner is the first player to mark a cross on one of each shape on their board:



## Free turns

If you mark a square that says 'Free Turn' you can have an extra go straight away. Only one 'Free Turn' can be taken per coordinate card.

Game Number:  
**1**

11														
10														
9														
8														
7														
6														
5														
4														
3														
2														
1														
	<b>A</b>	<b>B</b>	<b>C</b>	<b>D</b>	<b>E</b>	<b>F</b>	<b>G</b>	<b>H</b>	<b>I</b>	<b>J</b>	<b>K</b>	<b>L</b>	<b>M</b>	<b>N</b>

# Find the objects - coordinates game

## Setting the game up

Make sure you and your partner have boards with the same game number.

Shuffle the coordinates cards and place face-down in a pile on the table.

## How to play

With your partner, take it in turns to pick up and turn over a coordinates card. Read out the coordinates on the card and mark a cross on those squares on your grid.

The winner is the first player to mark a cross on one of each character on their board:



## Free turns

If you mark a square that says 'Free Turn' you can have an extra go straight away. Only one 'Free Turn' can be taken per coordinate card.

Game Number:

**2**

11								FREE TURN!						
10		FREE TURN!									FREE TURN!			
9							FREE TURN!							
8			FREE TURN!											
7					FREE TURN!									
6									FREE TURN!					
5		FREE TURN!									FREE TURN!			
4								FREE TURN!				FREE TURN!		
3		FREE TURN!		FREE TURN!										
2													FREE TURN!	
1							FREE TURN!							
	A	B	C	D	E	F	G	H	I	J	K	L	M	N

# Find the objects - coordinates game

## Setting the game up

Make sure you and your partner have boards with the same game number.

Shuffle the coordinates cards and place face-down in a pile on the table.

## How to play

With your partner, take it in turns to pick up and turn over a coordinates card. Read out the coordinates on the card and mark a cross on those squares on your grid.

The winner is the first player to mark a cross on one of each character on their board:



## Free turns

If you mark a square that says 'Free Turn' you can have an extra go straight away. Only one 'Free Turn' can be taken per coordinate card.

Game Number:

**2**

11								FREE TURN!						
10		FREE TURN!												
9											FREE TURN!			
8			FREE TURN!											
7					FREE TURN!	FREE TURN!				FREE TURN!				
6											FREE TURN!			
5		FREE TURN!											FREE TURN!	
4			FREE TURN!											
3							FREE TURN!							
2				FREE TURN!									FREE TURN!	
1							FREE TURN!							
	A	B	C	D	E	F	G	H	I	J	K	L	M	N

# Find the objects - coordinates game

## Setting the game up

Make sure you and your partner have boards with the same game number.

Shuffle the coordinates cards and place face-down in a pile on the table.

## How to play

With your partner, take it in turns to pick up and turn over a coordinates card. Read out the coordinates on the card and mark a cross on those squares on your grid.

The winner is the first player to mark a cross on one of each insect on their board:



## Free turns

If you mark a square that says 'Free Turn' you can have an extra go straight away. Only one 'Free Turn' can be taken per coordinate card.

Game Number:

**3**

11	FREE TURN!													
10		FREE TURN!			FREE TURN!			FREE TURN!		FREE TURN!		FREE TURN!		
9														
8														
7	FREE TURN!													
6						FREE TURN!	FREE TURN!		FREE TURN!				FREE TURN!	
5		FREE TURN!			FREE TURN!							FREE TURN!		
4														
3														
2								FREE TURN!						
1		FREE TURN!												
	A	B	C	D	E	F	G	H	I	J	K	L	M	N

# Find the objects - coordinates game

## Setting the game up

Make sure you and your partner have boards with the same game number.

Shuffle the coordinates cards and place face-down in a pile on the table.

## How to play

With your partner, take it in turns to pick up and turn over a coordinates card. Read out the coordinates on the card and mark a cross on those squares on your grid.

The winner is the first player to mark a cross on one of each insect on their board:






































## Free turns

If you mark a square that says 'Free Turn' you can have an extra go straight away. Only one 'Free Turn' can be taken per coordinate card.

Game Number:

**3**

11	FREE TURN!									FREE TURN!				
10			FREE TURN!			FREE TURN!								
9					FREE TURN!				FREE TURN!				FREE TURN!	
8														
7	FREE TURN!													
6									FREE TURN!		FREE TURN!			
5				FREE TURN!		FREE TURN!								
4														
3						FREE TURN!	FREE TURN!					FREE TURN!		
2														
1														
	A	B	C	D	E	F	G	H	I	J	K	L	M	N

# Find the objects - coordinates game

## Setting the game up


Make sure you and your partner have boards with the same game number.

Shuffle the coordinates cards and place face-down in a pile on the table.

## How to play

With your partner, take it in turns to pick up and turn over a coordinates card. Read out the coordinates on the card and mark a cross on those squares on your grid.

The winner is the first player to mark a cross on one of each planet on their board:



## Free turns

If you mark a square that says 'Free Turn' you can have an extra go straight away. Only one 'Free Turn' can be taken per coordinate card.

Game Number:

4

11	FREE TURN!										FREE TURN!			
10			FREE TURN!			FREE TURN!								
9					FREE TURN!			FREE TURN!					FREE TURN!	
8														
7	FREE TURN!													
6								FREE TURN!			FREE TURN!			
5				FREE TURN!		FREE TURN!								
4														
3						FREE TURN!	FREE TURN!					FREE TURN!		
2														
1														
	A	B	C	D	E	F	G	H	I	J	K	L	M	N

# Find the objects - coordinates game

## Setting the game up


Make sure you and your partner have boards with the same game number.

Shuffle the coordinates cards and place face-down in a pile on the table.

## How to play

With your partner, take it in turns to pick up and turn over a coordinates card. Read out the coordinates on the card and mark a cross on those squares on your grid.

The winner is the first player to mark a cross on one of each planet on their board:






































## Free turns

If you mark a square that says 'Free Turn' you can have an extra go straight away. Only one 'Free Turn' can be taken per coordinate card.

Game Number:

**4**

11						FREE TURN!				FREE TURN!				
10	FREE TURN!	FREE TURN!												
9									FREE TURN!					
8						FREE TURN!						FREE TURN!		
7										FREE TURN!				
6								FREE TURN!						
5				FREE TURN!										FREE TURN!
4	FREE TURN!									FREE TURN!				
3														
2								FREE TURN!				FREE TURN!		
1														
	A	B	C	D	E	F	G	H	I	J	K	L	M	N



# Find the objects - coordinates game

## Setting the game up


Make sure you and your partner have boards with the same game number.

Shuffle the coordinates cards and place face-down in a pile on the table.

## How to play

With your partner, take it in turns to pick up and turn over a coordinates card. Read out the coordinates on the card and mark a cross on those squares on your grid.

The winner is the first player to mark a cross on one of each item on their board:



## Free turns

If you mark a square that says 'Free Turn' you can have an extra go straight away. Only one 'Free Turn' can be taken per coordinate card.

Game Number:

**5**

11					FREE TURN!					FREE TURN!				
10	FREE TURN!	FREE TURN!												
9								FREE TURN!						
8					FREE TURN!						FREE TURN!			
7									FREE TURN!					
6							FREE TURN!							
5													FREE TURN!	
4	FREE TURN!									FREE TURN!				
3														
2			FREE TURN!					FREE TURN!			FREE TURN!			
1														
	A	B	C	D	E	F	G	H	I	J	K	L	M	N

# Find the objects - coordinates game

## Setting the game up


Make sure you and your partner have boards with the same game number.

Shuffle the coordinates cards and place face-down in a pile on the table.

## How to play

With your partner, take it in turns to pick up and turn over a coordinates card. Read out the coordinates on the card and mark a cross on those squares on your grid.

The winner is the first player to mark a cross on one of each item on their board:



## Free turns

If you mark a square that says 'Free Turn' you can have an extra go straight away. Only one 'Free Turn' can be taken per coordinate card.

Game Number:  
**5**

11		FREE TURN!												
10										FREE TURN!				
9				FREE TURN!			FREE TURN!		FREE TURN!			FREE TURN!		
8														
7						FREE TURN!					FREE TURN!			
6						FREE TURN!								
5														
4			FREE TURN!			FREE TURN!							FREE TURN!	
3														
2											FREE TURN!			
1		FREE TURN!					FREE TURN!							
	A	B	C	D	E	F	G	H	I	J	K	L	M	N

## Find the objects - coordinates game

<b>A1 and H5</b>	<b>B11 and L4</b>	<b>C6 and G6</b>
<b>A8 and I7</b>	<b>B5 and M2</b>	<b>C3 and J8</b>
<b>A11 and D1</b>	<b>B2 and N1</b>	<b>C9 and I4</b>
<b>A7 and F6</b>	<b>B10 and I3</b>	<b>C10 and K9</b>

## Find the objects - coordinates game

<b>A9 and G9</b>	<b>B8 and D5</b>	<b>C1 and C8</b>
<b>A2 and F2</b>	<b>B3 and K4</b>	<b>C2 and F1</b>
<b>A6 and N9</b>	<b>B4 and M7</b>	<b>C4 and D4</b>
<b>A5 and L1</b>	<b>A3 and E5</b>	<b>C5 and E10</b>

## Find the objects - coordinates game

<b>A10 and I1</b>	<b>B6 and E2</b>	<b>C7 and C11</b>
<b>A4 and D2</b>	<b>B9 and H1</b>	<b>D6 and J6</b>
<b>E4 and N11</b>	<b>E6 and K2</b>	<b>B7 and F11</b>
<b>F10 and K3</b>	<b>J1 and J11</b>	<b>M1 and M9</b>

**Find the objects - coordinates game**

**D11 and I2 K8 and L3 M10 and I5**

**H8 and I6 H9 and H2 E1 and D3**

**K1 and F9 J2 and N2 D7 and F7**

**J7 and M3 L11 and N6 H4 and H6**

## Find the objects - coordinates game

<b>L2 and M11</b>	<b>J9 and K5</b>	<b>L5 and D8</b>
<b>E8 and E7</b>	<b>I8 and K10</b>	<b>L10 and N3</b>
<b>M4 and N4</b>	<b>G1 and D9</b>	<b>E9 and I10</b>
<b>L6 and N7</b>	<b>G4 and K6</b>	<b>G5 and L9</b>

*Find the objects - coordinates game*

**J5 and J4 M6 and N5 D10 and I9**

**I11 and E3 F8 and G8 G11 and L7**

**M8 and G10 G7 and H3 J3 and K11**

**K7 and H7 F3 and H10 F4 and M5**



***Find the objects - coordinates game***

<b>N8 and H11</b>	<b>F5 and G3</b>	<b>G2 and L8</b>
<b>J10 and N10</b>	<b>E11 and B1</b>	



# SparkleBox Teacher Resources Limited

Address: PO Box 1008, Cheltenham, GL50 9GN | Fax: 01242 524548 | Email: [enquiries@sparklebox.co.uk](mailto:enquiries@sparklebox.co.uk)

## A polite reminder about copyright

Many thanks for visiting [SparkleBox](#). As you can imagine, we spend a huge amount of time designing artwork and creating resources to add to the site each day. We trust that you have found some useful items to download!

In order to protect our livelihoods, the products on the site are subject to Copyright Conditions. We would kindly ask that you respect these as it will mean that we can continue making resources for you in the future.

The full copyright stipulations are available at <http://www.sparklebox.co.uk/copydon.html>, but there is a brief summary below. These conditions apply to this resource and all purchased resources from SparkleBox.

## What you **can** do with this resource:

**You may reproduce it for your own PERSONAL or CLASSROOM use ONLY**

This means you can print it as often as you want, make photocopies, back up on disc etc, PROVIDED it is for your own use!

## What you **must NOT** do with this resource:

**It must NOT be reproduced for others IN ANY FORM or BY ANY MEANS**

This includes electronic or mechanical, including photocopying, recording, or by any information storage or retrieval system.

**Do not distribute to your friends!**

Not only is it against the law, but it will ultimately prevent us from continuing to produce predominantly free resources for teachers.

*Thank you for respecting these terms - we appreciate it!*

*Kind regards,*

*The SparkleBox Team*