

Peg sticker reward chart strips

Punch a hole at the top of each sticker chart, thread through some string and hang on your pupils' pegs.

_____ 's
Sticker Chart

A vertical sticker chart strip with a purple-to-pink gradient background and white stars. At the top is a red rocket with black fins and a white window, with orange and yellow flames at its base. Below the rocket is a vertical ladder of ten white rectangular boxes, each containing a black number from 10 at the top to 1 at the bottom. Astronauts in white suits with blue boots are climbing the ladder: one is on the 10th step, one on the 8th, one on the 5th, and one on the 1st. The chart is intended for a student's name to be written in the blank line above.

_____ 's
Sticker Chart

A vertical sticker chart strip with a purple-to-pink gradient background and white stars. At the top is a red rocket with black fins and a white window, with orange and yellow flames at its base. Below the rocket is a vertical ladder of ten white rectangular boxes, each containing a black number from 10 at the top to 1 at the bottom. Astronauts in white suits with blue boots are climbing the ladder: one is on the 8th step, one on the 5th, and one on the 1st. The chart is intended for a student's name to be written in the blank line above.

_____ 's
Sticker Chart


A vertical sticker chart strip with a purple-to-pink gradient background and white stars. At the top is a red rocket with black fins and a white window, with orange and yellow flames at its base. Below the rocket is a vertical ladder of ten white rectangular boxes, each containing a black number from 10 at the top to 1 at the bottom. Astronauts in white suits with blue boots are climbing the ladder: one is on the 8th step, one on the 5th, and one on the 1st. The chart is intended for a student's name to be written in the blank line above.

Peg sticker reward chart strips


Punch a hole at the top of each sticker chart, thread through some string and hang on your pupils' pegs.

_____ 's

Sticker Chart




10
9
8
7
6
5
4
3
2
1




_____ 's

Sticker Chart




10
9
8
7
6
5
4
3
2
1

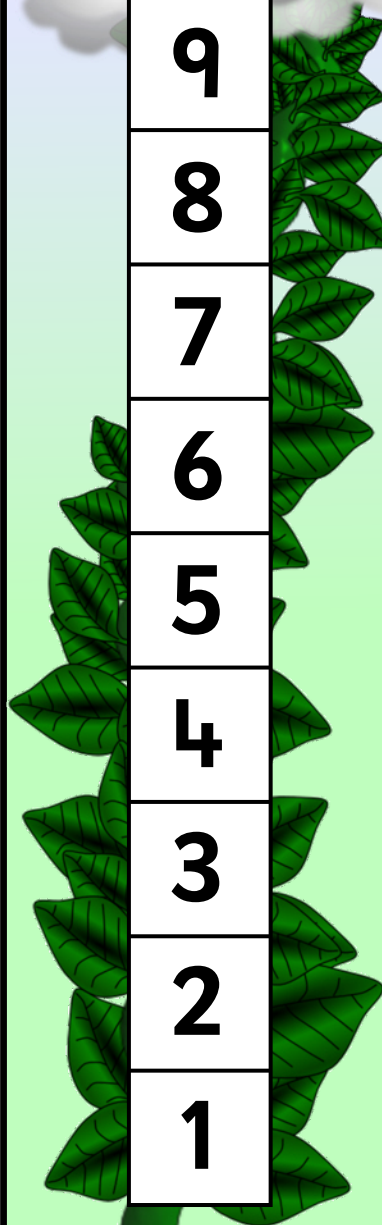


_____ 's

Sticker Chart



10
9
8
7
6
5
4
3
2
1



Peg sticker reward chart strips

Punch a hole at the top of each sticker chart, thread through some string and hang on your pupils' pegs.

_____ 's
Sticker Chart

10
9
8
7
6
5
4
3
2
1

_____ 's
Sticker Chart

10
9
8
7
6
5
4
3
2
1


_____ 's
Sticker Chart

10
9
8
7
6
5
4
3
2
1

Peg sticker reward chart strips

Punch a hole at the top of each sticker chart, thread through some string and hang on your pupils' pegs.


_____ 's
Sticker Chart



10
9
8
7
6
5
4
3
2
1

This sticker chart features a large ladybug illustration at the top. Below it is a vertical column of ten boxes, each containing a number from 10 at the top to 1 at the bottom. Small ladybug illustrations are placed on either side of each number box. The background has a light purple top and a pink bottom with large grey polka dots.


_____ 's
Sticker Chart



10
9
8
7
6
5
4
3
2
1

This sticker chart is identical in design to the first one, featuring a large ladybug illustration at the top and a vertical column of ten numbered boxes (10 to 1) with small ladybugs on either side. The background has a light purple top and a pink bottom with large grey polka dots.

_____ 's
Sticker Chart



10
9
8
7
6
5
4
3
2
1

This sticker chart is identical in design to the first two, featuring a large ladybug illustration at the top and a vertical column of ten numbered boxes (10 to 1) with small ladybugs on either side. The background has a light purple top and a pink bottom with large grey polka dots.

Peg sticker reward chart strips

Punch a hole at the top of each sticker chart, thread through some string and hang on your pupils' pegs.

_____ 's
Sticker Chart

10
9
8
7
6
5
4
3
2
1

_____ 's
Sticker Chart

10
9
8
7
6
5
4
3
2
1


_____ 's
Sticker Chart

10
9
8
7
6
5
4
3
2
1








Peg sticker reward chart strips

Punch a hole at the top of each sticker chart, thread through some string and hang on your pupils' pegs.


_____ 's
Sticker Chart










10
9
8
7
6
5
4
3
2
1




_____ 's
Sticker Chart



10
9
8
7
6
5
4
3
2
1



_____ 's
Sticker Chart



10
9
8
7
6
5
4
3
2
1

