


# Skriva a



Skriv noggrant bokstavsverna:



Skriv nu ditt namn på raderna nedanifrån.

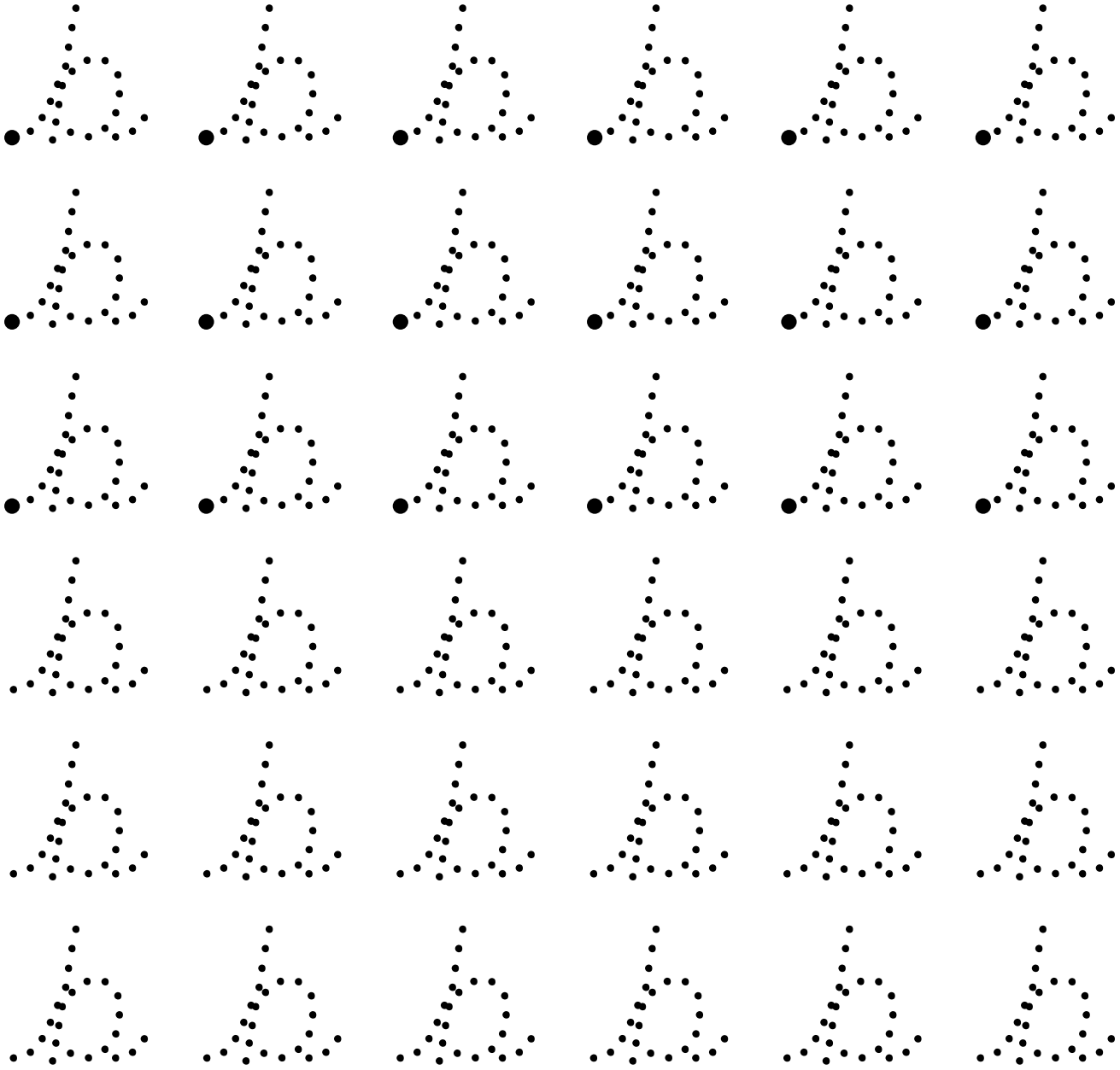
---

---

# Skriva b



Spåra noggrant bokstavsverna:



Skriv nu ditt namn på raderna nedanifrån.

---

---

# Skriva b



Spbra noggrant bokstsverna:

A series of six rows of dotted lowercase letter 'b' for tracing. Each row contains six 'b's. The first row has a solid black dot at the start of each letter to indicate the starting point. The second row has a solid black dot at the start of the first letter only. The remaining rows have no solid dots.


Skriv nu ditt namn pb raderna nedanffr.

---

---

# Skriva c

Spbra noggrant bokstsverna:



A series of seven rows of dotted lowercase 'c' characters for tracing. Each row contains seven 'c's. The first dot in each 'c' is a solid black circle, while the rest are small dots. The 'c's are arranged in a grid pattern across the page.

Skriv nu ditt namn pb raderna nedanffr.


---

---

# Skriva d



Spåra noggrant bokstavsverna:




Skriv nu ditt namn på raderna nedanifrån.






---

---

# Skriva e



Spåra noggrant bokstavsverna:



Skriv nu ditt namn på raderna nedanifrån.





---

---

# Skriva f



Spbra noggrant bokstsverna:



Skriv nu ditt namn pb raderna nedanffr.

---

---

# Skriva f



Spåra noggrant bokstavsverna:

A handwriting practice section consisting of four rows of dotted lowercase letters 'f'. Each row contains eight letters. The first letter in each row has a solid black dot at the top of its vertical stem to indicate the starting point for writing. The letters are arranged in a grid-like pattern for tracing.

Skriv nu ditt namn på raderna nedanifrån.

---





---



# Skriva f



Spåra noggrant bokstavsverna:



Skriv nu ditt namn på raderna nedanifrån.

---

---

# Skriva g



Spbra noggrant bokstavsverna:

A grid of 36 dotted lowercase letters 'g' for tracing, arranged in 6 rows and 6 columns. Each letter has a solid black dot at the top left, indicating the starting point for writing.

Skriv nu ditt namn p raderna nedanffr.

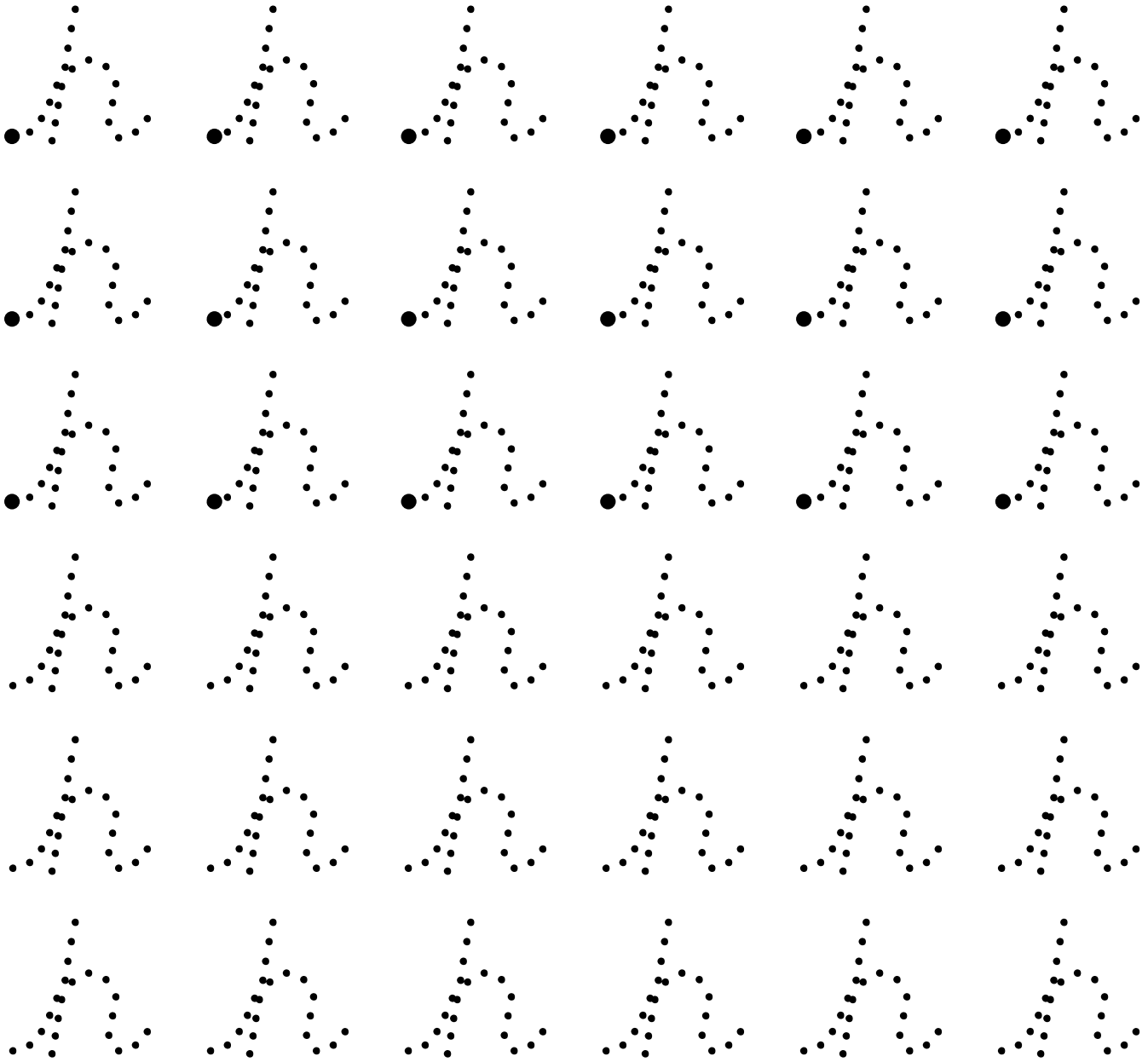
---

---

# Skriva h



Spbra noggrant bokstsverna:



Skriv nu ditt namn pb raderna nedanffr.

---

---

# Skriva i



Sjå bra nogggrant bokstavsverna:

A grid of 48 dotted lowercase letters 'i' for tracing, arranged in 6 rows and 8 columns. Each letter has a solid dot at the top and a solid dot at the bottom left, with a trail of smaller dots forming the rest of the letter.

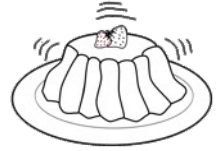
Skriv nu ditt namn på raderna nedanffr.

---

---

# Skriva j

Skriv noggrant bokstavena:



A 4x9 grid of dotted lowercase letter 'j's for tracing. Each letter has a solid black dot at the top left, indicating the starting point for writing. The grid is as follows:


j	j	j	j	j	j	j	j	j
j	j	j	j	j	j	j	j	j
j	j	j	j	j	j	j	j	j
j	j	j	j	j	j	j	j	j

Skriv nu ditt namn på raderna nedanifrån.

---

---

# Skriva k



Spåra noggrant bokstavsverna:


A 7x7 grid of dotted lowercase letter 'k' shapes for tracing. Each letter has a solid black dot at the bottom left corner, indicating the starting point for writing.

Skriv nu ditt namn på raderna nedanifrån.

---

---

# Skriva k



Spåra noggrant bokstavsverna:

A grid of 42 dotted lowercase letters 'k' for tracing, arranged in 6 rows and 7 columns. Each letter has a solid black dot at the bottom left corner, indicating the starting point for writing.

Skriv nu ditt namn på raderna nedanifrån.

---

---

# Skriva 1



Sjåbra nogggrant bokstavsverna:

A grid of 48 dotted lowercase letters 'l' for tracing, arranged in 6 rows and 8 columns. Each letter starts with a solid black dot at the bottom left, and the rest of the letter is formed by a series of small dots.

Skriv nu ditt namn på raderna nedanffr.

---






---



# Skriva m



Spåra noggrant bokstavsverna:





Skriv nu ditt namn på raderna nedanifr.

---

---

# Skriva n

Spåra noggrant bokstavsverna:










Skriv nu ditt namn på raderna nedanifrån.

---

---

# Skriva o

Spbra noggrant bokstsverna:



Skriv nu ditt namn pb raderna nedanffr.


---

---

# Skriva p



Spåra noggrant bokstavsverna:



Skriv nu ditt namn på raderna nedanifrån.


---

---

# Skriva p



Spbra noggrant bokstavsverna:



Skriv nu ditt namn pb raderna nedanffr.


---

---

# Skriva q



Spåra noggrant bokstavsverna:




Skriv nu ditt namn på raderna nedanifrån.

---

---

# Skriva r



Skriv noggrant bokstavsverna:










Skriv nu ditt namn på raderna nedanifrån.

---

---

# Skriva s

Spåra noggrant bokstavsverna:



Skriv nu ditt namn på raderna nedanifrån.

---


---



# Skriva t



Spbra noggrant bokstsverna:



Skriv nu ditt namn p raderna nedanfr.

---

---

# Skriva u

Skriv noggrant bokstavsverna:






Skriv nu ditt namn på raderna nedanifrån.

---

---

# Skriva n

Skriv noggrant bokstavena:



Skriv nu ditt namn på raderna nedanifrån.


---

---

---

# Skriva w

Skriv noggrant bokstavsverna:



A series of six rows of handwriting practice. Each row contains five dotted uppercase letter 'w's. The first dot in each 'w' is a solid black circle, indicating the starting point for writing. The rows are arranged in a grid format for tracing.

Skriv nu ditt namn på raderna nedanifrån.

---

---

---

# Skriva x



Skriv noggrant bokstavsverna:

A 6x6 grid of dotted uppercase letter 'X' characters for tracing practice. Each character has a solid black dot at the top-left starting point. The grid is as follows:

X	X	X	X	X	X
X	X	X	X	X	X
X	X	X	X	X	X
X	X	X	X	X	X
X	X	X	X	X	X
X	X	X	X	X	X

Skriv nu ditt namn på raderna nedanifrån.

---

---

---

# Skriva x



Spåra noggrant bokstavsverna:

A grid of 42 dotted lowercase 'x' characters for tracing, arranged in 7 rows and 6 columns. Each character starts with a solid black dot at the bottom left.

Skriv nu ditt namn på raderna nedanifrån.

---

---

# Skriva y

Spara noggrant bokstavsverna:



A grid of 42 dotted lowercase letters 'y' for tracing, arranged in 7 rows and 6 columns. Each letter starts with a solid black dot at the top left, and a second solid black dot at the top right. The rest of the letter is formed by a series of small dots connected by thin lines.

Skriv nu ditt namn på raderna nedanifr.

---

---

# Skriva rz



Skriv noggrant bokstavsverna:

A grid of 42 dotted lowercase letters 'r' for tracing, arranged in 7 rows and 6 columns. Each letter starts with a solid black dot at the bottom left, and a series of dots follow the path of the letter to guide the student's writing.

Skriv nu ditt namn på raderna nedanifrån.

---


---



# Skriva z



Spbra noggrant bokstsverna:



Skriv nu ditt namn p raderna nedanffr.

---

---