



Observational Drawing



Look Closely

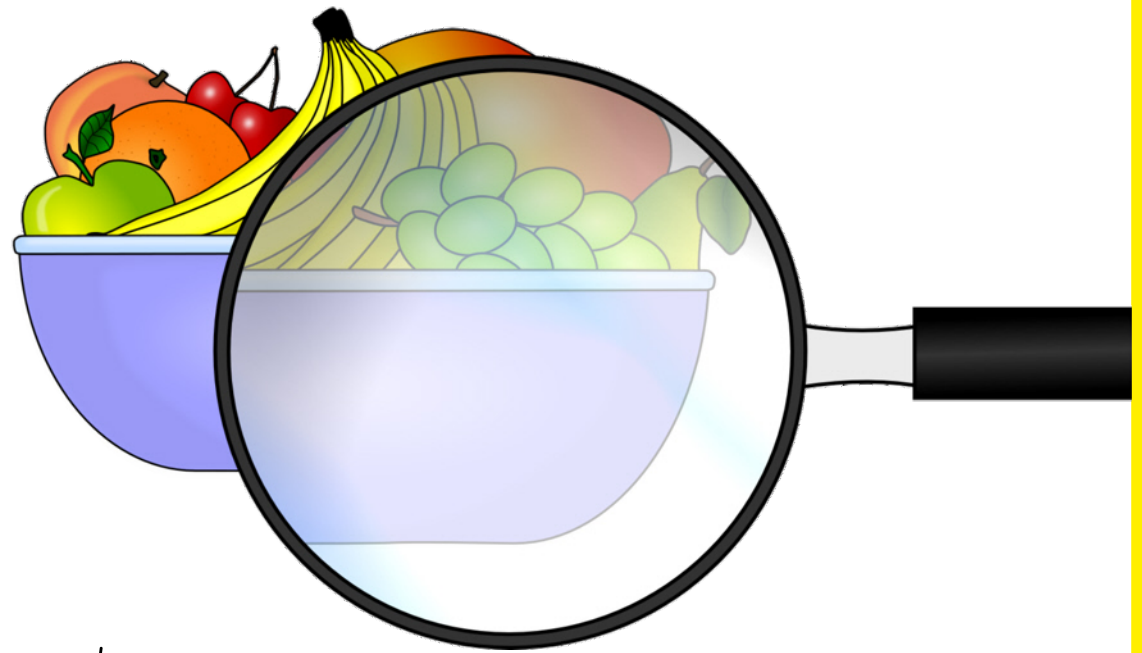
Take a close look at what you are drawing to see the detail.

Is it shiny or dull?

Is it dark or light in colour?

What markings can you see?

Think about which details you need to include in your drawing.



detail

Touch and Feel

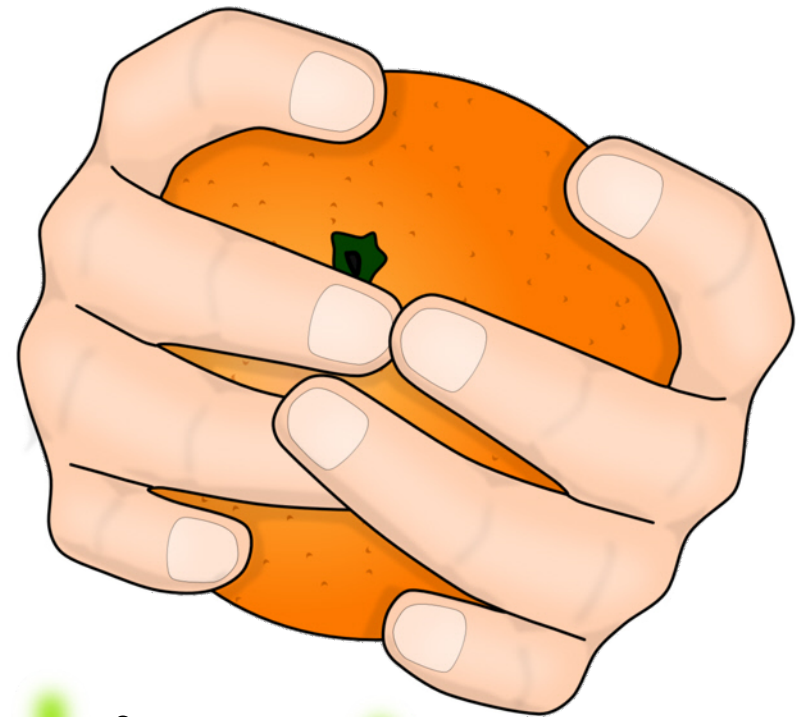
If you can, carefully feel the object(s) you want to draw.

What are the textures like?

Rough or smooth?

Hard or soft?

Think about how you might draw the textures.



texture


Look at the 'Big Picture'

Take a step back and look at the whole object or group of objects.

What is the overall shape?

Which details are important?

Which parts are most interesting?



get perspective

Think about Scale


Look carefully at the size of the items you are drawing.

Which things are small?

Which things are large?

How do the sizes compare with each other?

Try and draw the size of objects in proportion with each other.




scale

Use a Frame

Sometimes it is helpful to use a frame to decide what to include in your drawing.

Do you want to draw the whole object or just one part?



frame


Light and Shade

Look at the shadows on the object(s).

Where is the light coming from?

What shadows can you see?

Which are the light areas and which areas are dark?



light and
shade

Keep Checking what You Draw

Make sure you keep looking back at the object(s) you are drawing.

Are the proportions correct?

Have you forgotten anything?



Keep checking!