

# Words with **th** flash cards



## **How to shrink the print size**


If you want to print these smaller than A4, simply follow the instructions below before printing:

1. In Adobe Reader, click the File menu (top left).
2. Select 'Print...'
3. Click the drop-down box next to 'Print Scaling' and select Multiple Pages per sheet.
4. You can then select various options that will reduce the size of the print outs and allow you to print several pages on one sheet of paper.

Words with **th** flash cards




thumb




thistle

Words with **th** flash cards



theatre



thimble

Words with **th** flash cards



three

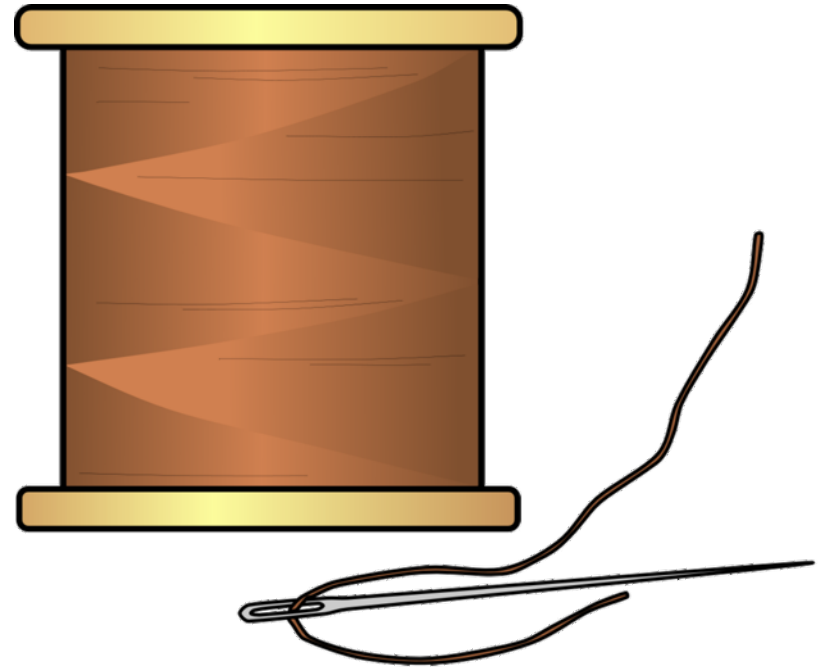


thief

Words with **th** flash cards




think

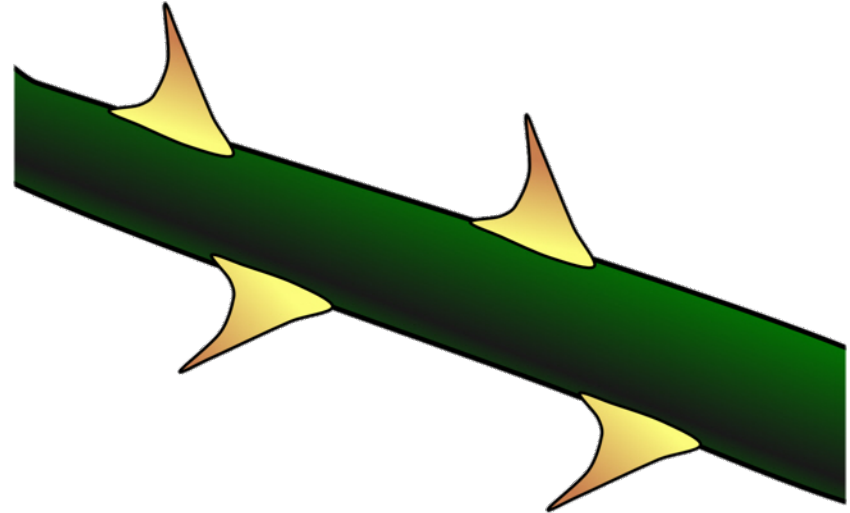


thread

Words with **th** flash cards



thunder




thorns

Words with **th** flash cards

30

thirty



throw