


Feelings and emotions flash cards




How to shrink the print size


If you want to print these smaller than A4, simply follow the instructions below before printing:

1. In Adobe Reader, click the File menu (top left).
2. Select 'Print...'.
3. Click the drop-down box next to 'Print Scaling' and select Multiple Pages per sheet.
4. You can then select various options that will reduce the size of the print outs and allow you to print several pages on one sheet of paper.

Feelings and emotions flash cards




happy




sad

Feelings and emotions flash cards



angry




cross

Feelings and emotions flash cards




worried




surprised

Feelings and emotions flash cards




shocked




embarrassed

Feelings and emotions flash cards




confused




sleepy

Feelings and emotions flash cards



tired




astonished

Feelings and emotions flash cards




scared



grumpy

Feelings and emotions flash cards




moody




jolly

Feelings and emotions flash cards




fearful




content

Feelings and emotions flash cards




upset




afraid

Feelings and emotions flash cards




cold




hot

Feelings and emotions flash cards



overjoyed




excited

Feelings and emotions flash cards




glad




awkward

Feelings and emotions flash cards



peaceful



relaxed