



View/Shade

FIBRE GLASS 99

ViewShade Fiberglass 99 has a unique yarn extrusion process & a 2x2 basket weave construction, creating versatility and superior performance. It's tight weave construction demonstrates privacy & superior wind & rain protection. With it's special technology and characteristic of a Fiberglass base, it produces maximum strength and stability.



Midnight






Fiberglass 99

ViewShade Fiberglass 99 has a unique yarn extrusion process & a 2x2 basket weave construction, creating versatility and superior performance. It's tight weave construction demonstrates privacy & superior wind & rain protection. With it's special technology and characteristic of a Fiberglass base, it produces maximum strength and stability.

TYPICAL DATA

TECHNICAL SPECIFICATIONS	AVERAGE VALUES	STANDARD
Composition	20% Twisted Fiberglass Core / 80% PVC Coating	
Weight	568 gsm ± 5% Nominal	ISO 3081-1977
Thickness	0.62 mm ± 5% Nominal	ISO 5084-1996
Openness Factor	1%	
Warranty	10 Year	
Environment	OEKO_TEX Standard 100 Greenguard Gold Mildew & Salt water resistant Anti-Bacteria Odorless & Non-Toxic	

SOLAR OPTICAL PROPERTIES

	% of Ultraviolet Transmission	% of Solar Transmittance	% of Solar Reflectance	% of Solar Absorbance	% of Visual Transmittance
					
COLOUR	TUV	TS	RS	AS	TV
Midnight	1	1	5	94	1

Tested at zero-degree profile angel. All data are purely indicative and non-contractual.

Cleaning & Maintenance

Cleaning & Maintenance Precautions

- Keep both sides of ViewShade clean, using a soft-bristle brush or sponge with a mild soap solution diluted with water. After a thorough clean, remove any residue, hosing with clear, cold water.
- Alkaline or solvent based cleaners are not recommended and avoid harsh scrubbing or rubbing.
- Do not use a high-pressure hose to clean up.
- It is important to immediately remove any foreign substance contact; bird droppings, vegetable matter or BBQ emissions etc.
- Keep petrochemicals, solvents, and other such fluids away, along with fertilizers, insecticides and other garden sprays.
- Allow to completely open air dry before stowing your sun shading solution away.
- It is recommended to clean ViewShade every 6 months or when there is noticeable buildup of dust, dirt & grime.

Spicers ViewShade is treated with anti-bacterial and anti-fungal treatments, providing protection so the fabric looks and performs better, longer. Spicers ViewShade does not support mold and mildew directly on its surface, rather, dust, dirt & grime that builds up on the surface can support it.

Preventing spread of mold and mildew and to remove stubborn stains

- Combine a mix of 1-part chlorine bleach to 20-parts lukewarm water, creating a weak concentrate.
- Apply to affected areas with a soft-bristle brush, sponge or soft cloth. After cleaning and before the solution dries, thoroughly rinse all residue by hosing with clear, cold water.
- Allow to completely open air dry before stowing your sun shading solution away.

The information contained in this document is based on product information available at the time of publishing, Spicers maintains the right to change as necessary. These cleaning & maintenance precautions are typically universal for PVC coated mesh fabrics and should be used as a guide only.