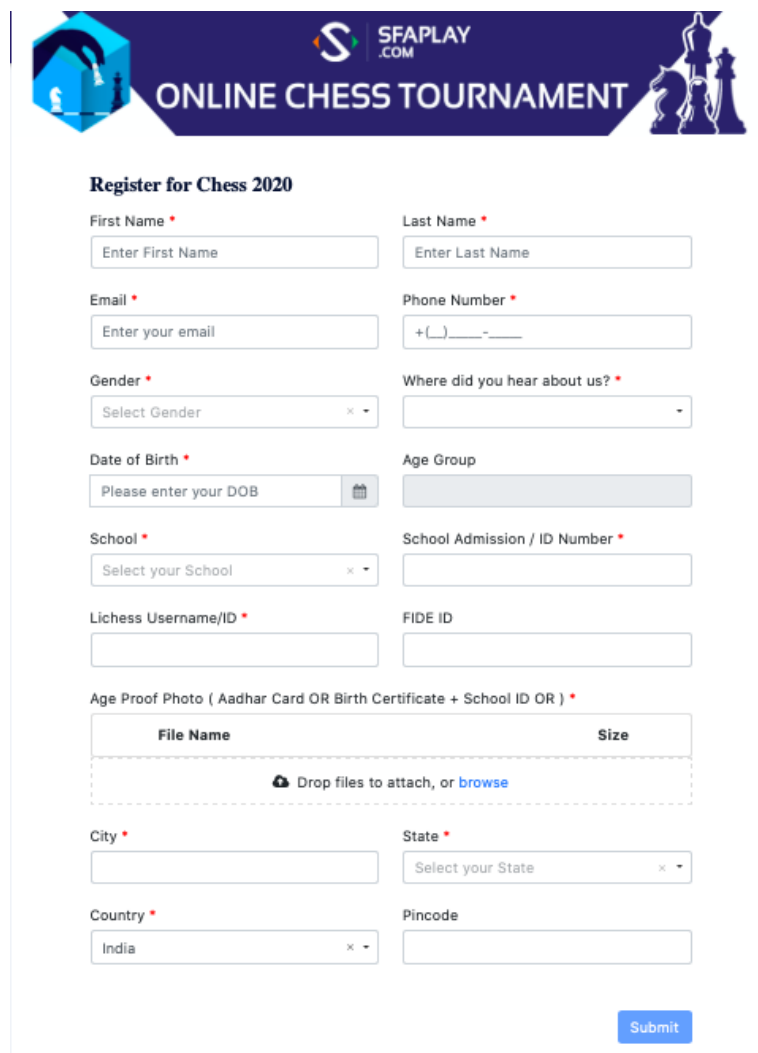


## STEPS TO PARTICPATE & THINGS TO NOTE DURING THE TOURNAMENT

### Step 1: Registration Process (Image 1)

- To register for the School of India International Chessathon 2020 you need to keep the following things ready:
  - A) Aadhar Card OR Birth Certificate
  - B) School ID
  - C) Lichess User ID



**Register for Chess 2020**

First Name \* 
 Last Name \*

Email \* 
 Phone Number \*


Gender \* 
 Where did you hear about us? \*

Date of Birth \* 
 Age Group

School \* 
 School Admission / ID Number \*

Lichess Username/ID \* 
 FIDE ID

Age Proof Photo ( Aadhar Card OR Birth Certificate + School ID OR ) \*

File Name	Size
 Drop files to attach, or <a href="#">browse</a>	

City \* 
 State \*

Country \* 
 Pincode

[Submit](#)

**Image 1**

**How to create a Lichess user ID?**

In case you do not have a Lichess ID, you can create one here: <https://lichess.org/signup>.  
Click on Register as shown below in **Image 2**

Sign in

User name or email

Password

**SIGN IN**

Register Password reset Log in by email

**Image 2**

Create a user name and password of your choice

Enter your registered email ID and click and agree on the Terms & Conditions as mentioned below in **Image 3**. Click on register and enter the username in the registration form.

## Register

**User name**

**Password**

**Email**

We will only use it for password reset.

**i** Computers and computer-assisted players are not allowed to play. Please do not get assistance from chess engines, databases, or from other players while playing. Also note that making multiple accounts is strongly discouraged and excessive multi-accounting will lead to being banned.  
By registering, you agree to be bound by our [Terms of Service](#).

I agree that I will at no time receive assistance during my games (from a chess computer, book, database or another person).

I agree that I will always be nice to other players.

I agree that I will not create multiple accounts.

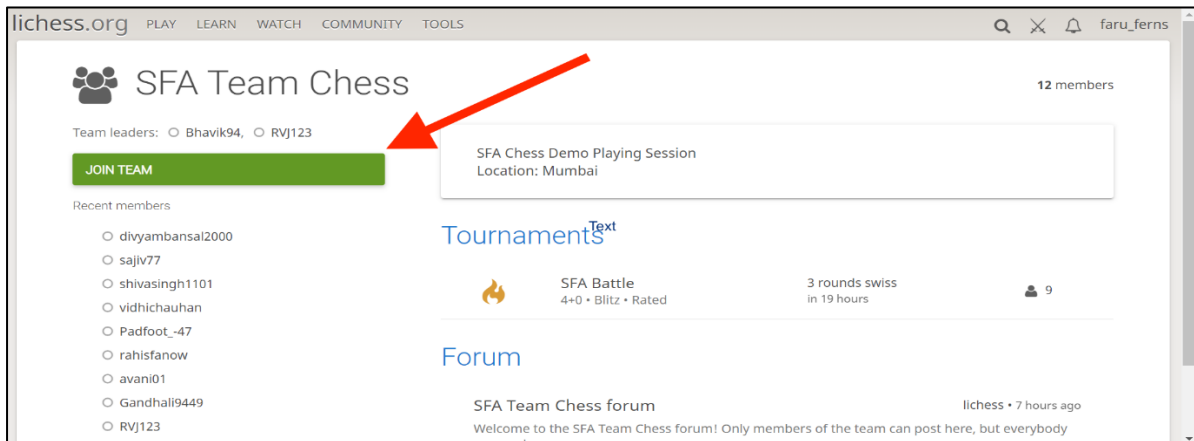
I agree that I will follow all Lichess policies.

**REGISTER**

**Image 3**

**Step 2: Join Team and Tournament (An email of the Team & Tournament links will be sent to you on Saturday, 31<sup>st</sup> October 2020)**

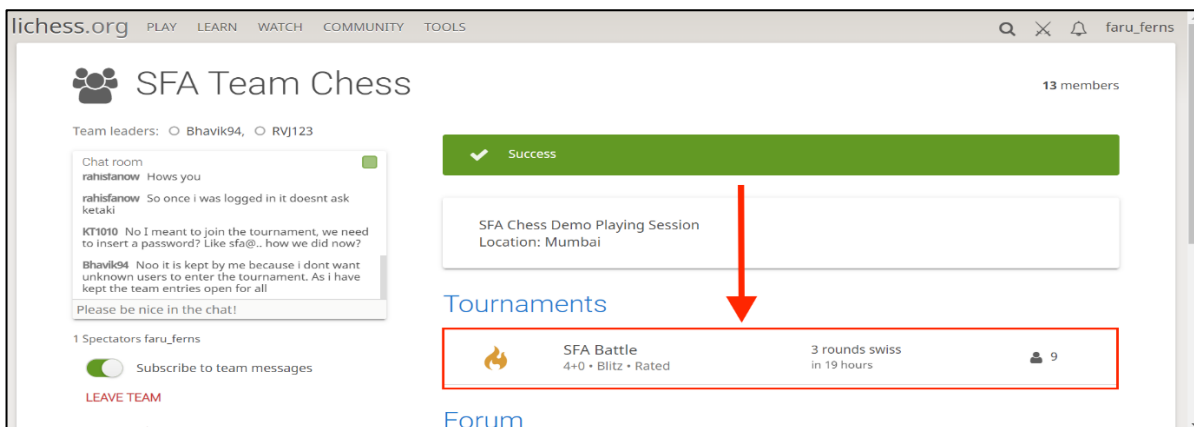
- Click on the **Team Link** provided by the organisers on your registered email ID.
- Click on **“JOIN TEAM”** as mentioned below in **Image 4**.



**Image 4**

- Click on the **tournament tab** as mentioned in **Image 5**  
**OR**  
 Click on the **Tournament Link** provided by the organisers on your registered email ID to enter the Tournament.

**Please click on the Team and Tournament link provided on your registered Email ID. In case a player is found playing in another tournament within the School of India International Chessathon 2020 Tournament then he / she will be disqualified from the tournament.**



**Image 5**

- Click on “Join” to successfully enter the tournament as mentioned below in Image 6

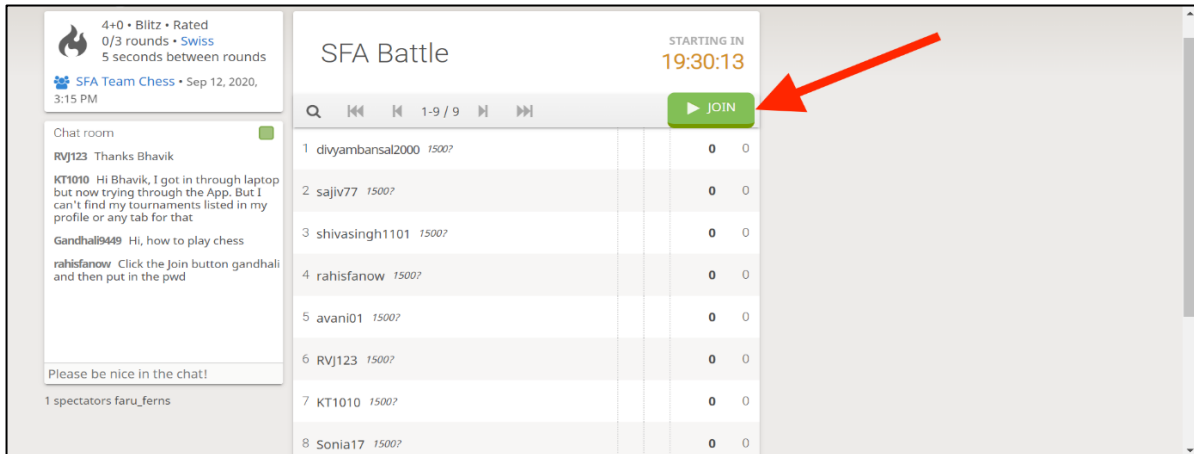


Image 6

- Enter the password sent to you on your registered email ID as mentioned below in Image 7
- Please note do not enter your Lichess Sign In password here

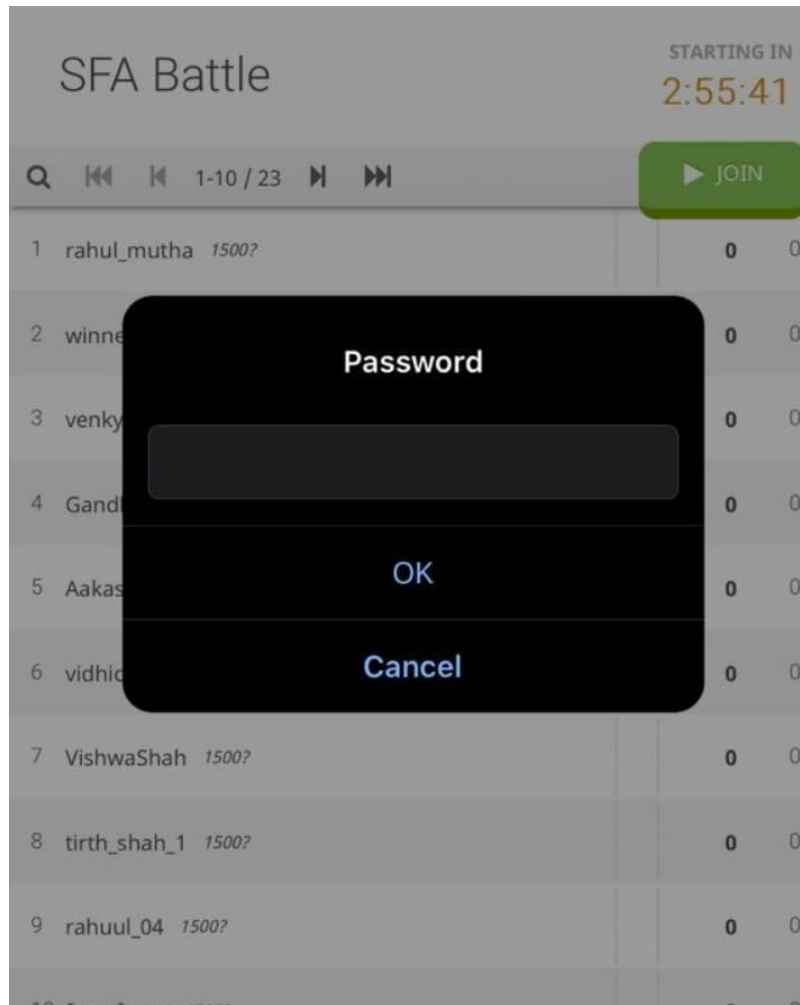


Image 7

**You have successfully entered the tournament!**

**You can now log in 15 minutes prior to your match schedule.**

## IMPORTANT THINGS TO NOTE DURING THE TOURNAMENT

- Once you finish the current match, click on "**Back to Tournament**" as mentioned below in **Image 8 (Mobile view) & Image 9 (Desktop/ laptop view)** and wait for the next match to start automatically. DO NOT CLICK ANYWHERE ELSE.



Mobile view on Google Chrome

Image 8



Desktop / Laptop view on Google Chrome

Image 9

**ALL THE BEST !!!**

FOR QUERIES | [INFO@SFAPLAY.COM](mailto:INFO@SFAPLAY.COM) or +912249558095

ASSOCIATE SPONSOR

