

SPX Template Demo Pack #1.1

Updated 24.08.2022

This starter pack consists of a few example HTML -templates to be used for testing **SPX Graphics Controller** for controlling [CasparCG](#) or streaming applications, such as [OBS](#), [Wirecast](#) and [vMix](#).

Custom made and branded templates should always be used in production but these might help while getting to know the system. If you need **Creative Services** for designing and developing custom templates, please [get in touch](#).

Installation

- Install **SPX Graphics Controller** from [spx.graphics](#) if not installed.
- This template pack comes with the software, so no additional installations are needed.
- in SPX, open a project and add templates into it
- open any rundown in that project and add templates to rundown.
- fill in the templates and play.

When developing templates please see the **source files** for additional comments, instructions and links to external docs (such as [SPX Knowledge Base](#)) or libraries.

List of templates

The pack has 8 templates to demonstrate various capabilities of SPX Graphics Controller.

Template	Features
COLOR BUMPER	A basic color wipe. Uses "none" as out-mode
HEADLINE 2 STEPS	Animation has two phases: play > continue > stop
INFO LEFT	Template has a dropdown control for choosing an animated icon
INFO RIGHT	Basic oneliner
NAME LEFT	Name strap with optional fields
NAME RIGHT	Name strap with optional fields
TICKER MANUAL	Basic static text strap
TICKER SHEET	Dynamic ticker using Google Sheet (and RSS) as data source
TICKER EXCEL	Dynamic ticker using local Excel -file as a data source

SPX Template Definition

Each template has a Javascript configuration object to expose desired features and default values to SPX. See SPX documentation for details.

Example configuration for a simple 1 field text template:

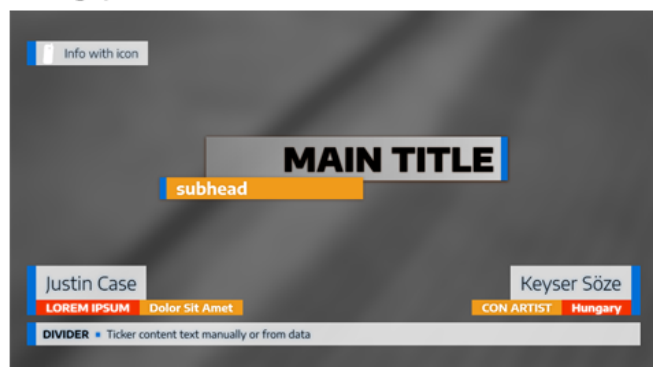
```
<script type="text/javascript">
  window.SPXGCTemplateDefinition = {
    "description": "One liner",
    "playserver": "OVERLAY",
    "playchannel": "1",
    "playlayer": "8",
    "webplayout": "8",
    "out": "manual",
    "uicolor": "7",
    "DataFields": [
      {
        "field" : "f0",
        "ftype" : "textfield",
        "title" : "Simple text strap",
        "value" : "Firstname Lastname"
      }
    ]
  };
</script>
```

Customization options

Each template has a 'visual theme' CSS selector. The CSS files define fonts and colors for each element in the templates. You can duplicate CSS files in the **themes** subfolder. Once the SPX UI is reloaded, it will list all the CSS files in that folder and those can be assigned to each rundown item.

Some examples below:

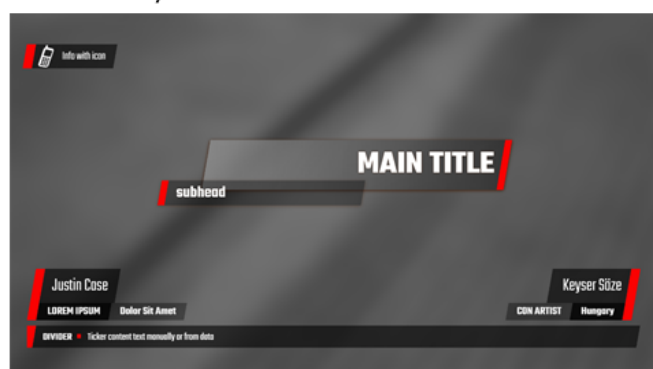
Googly



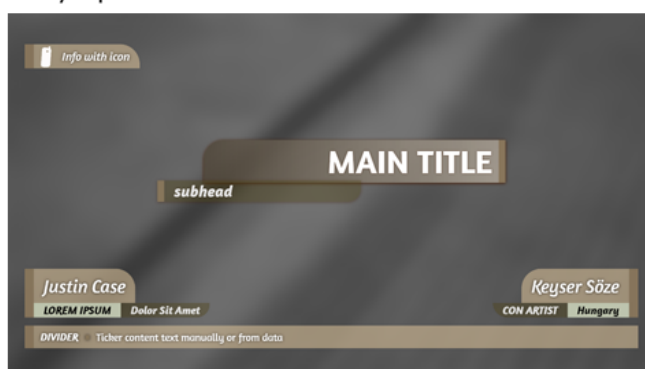
Swedish furniture



Motorway



Day spa



Remember, these customizations only effect some visual aspects of these demo templates. Animations and layout stays mostly the same. For production purposes a custom made template pack is *the way to go*. [Get in contact](#) if you need help in creating bespoke templates with advanced features (social media integration, impactful animations, responsive "linked" layers, image galleries, map animations, graphs, particle effects etc...)

Inline styling

These templates accept *HTML tags* and a special **color tags** have been added to this template pack. There are **custom colors** available using the following syntax:

This text in `<c1>`theme accent color`</c1>`.
And this ext will be in `<c4>`custom color #4`</c4>`.

See CSS files in **themes** subfolder for colors assigned to **c1...c9** tags.

MIT License

Copyright 2020- Softpix Ltd <https://spx.graphics>

Permission is hereby granted, free of charge, to any person obtaining a copy of this software and associated documentation files (the "Software"), to deal in the Software without restriction, including without limitation

the rights to use, copy, modify, merge, publish, distribute, sublicense, and/or sell copies of the Software, and to permit persons to whom the Software is furnished to do so, subject to the following conditions:

The above copyright notice and this permission notice shall be included in all copies or substantial portions of the Software.

THE SOFTWARE IS PROVIDED "AS IS", WITHOUT WARRANTY OF ANY KIND, EXPRESS OR IMPLIED, INCLUDING BUT NOT LIMITED TO THE WARRANTIES OF MERCHANTABILITY, FITNESS FOR A PARTICULAR PURPOSE AND NONINFRINGEMENT. IN NO EVENT SHALL THE AUTHORS OR COPYRIGHT HOLDERS BE LIABLE FOR ANY CLAIM, DAMAGES OR OTHER LIABILITY, WHETHER IN AN ACTION OF CONTRACT, TORT OR OTHERWISE, ARISING FROM, OUT OF OR IN CONNECTION WITH THE SOFTWARE OR THE USE OR OTHER DEALINGS IN THE SOFTWARE.