

NCAA Gymnastics Score Sheet

Teams: Home Stanford University Visitor Washington

Date Feb 10, 2020 Place Stanford University Attendance 0

Name		1	2	3	4	nd	AVE	Name		1	2	3	4	nd	AVE
V A U L T	1 Kaylee Cole 104	9.80	9.75				9.775	1 Kristyn Hoffa 123	9.80	9.80					9.800
	2 Kyla Bryant 102	9.85	9.80				9.825	2 Madison Copiak 121	9.65	9.70					9.675
	3 Chloe Widner 116	9.70	9.80				9.750	3 Amara Cunningham 122	9.85	9.85					9.850
	4 Madison Brunette 101	9.80	9.75				9.775	4 Evanni Roberson 125	9.75	9.80					9.775
	5 Morgan Hoang 107	9.70	9.85				9.775	5 Geneva Thompson 128	9.85	9.85					9.850
	6 Grace Garcia 106						0.000	6 Brenna Brooks 119	9.25	9.35					9.300

Vault Score: **48.900** Running Score: **48.900** Vault Score: **48.950** Running Score: **48.950**

B A R S	1 Taylor Lawson 108	9.80	9.85				9.825	1 Maya Washington 130	9.75	9.85					9.800
	2 Grace Waguespack 115	9.75	9.75				9.750	2 Brenna Brooks 119	9.85	9.80					9.825
	3 Chloe Widner 116	9.15	9.05				9.100	3 Geneva Thompson 128	9.80	9.75					9.775
	4 Madison Brunette 101	9.70	9.65				9.675	4 Evanni Roberson 125	9.85	9.95					9.900
	5 Kyla Bryant 102	9.25	9.25				9.250	5 Madison Copiak 121	9.90	9.90					9.900
	6 Evelyn Micco 109	9.50	9.60				9.550	6 Michaela Nelson 124	9.75	9.80					9.775

Bars Score: **48.050** Running Score: **96.950** Bars Score: **49.200** Running Score: **98.150**

B E A M	1 Wesley Stephenson 112	9.80	9.85				9.825	1 Brenna Brooks 119	9.75	9.90					9.825
	2 Chloe Widner 116	9.25	9.10				9.175	2 Maya Washington 130	9.90	9.75					9.825
	3 Kaylee Cole 104	9.60	9.75				9.675	3 Meaghan Ruttan 126	9.75	9.85					9.800
	4 Morgan Hoang 107	9.85	9.70				9.775	4 Madison Copiak 121	9.75	9.85					9.800
	5 Taylor Lawson 108	9.75	9.85				9.800	5 Hannah Vandenkolk 129	9.70	9.75					9.725
	6 Kyla Bryant 102	9.95	9.90				9.925	6 Evanni Roberson 125	9.80	9.75					9.775

Beam Score: **49.000** Running Score: **145.950** Beam Score: **49.025** Running Score: **147.175**

F L O O R	1 Kaylee Cole 104	9.70	9.85				9.775	1 Brenna Brooks 119	9.80	9.80					9.800
	2 Taylor Lawson 108	9.80	9.85				9.825	2 Meaghan Ruttan 126	9.85	9.80					9.825
	3 Chloe Widner 116	9.20	9.20			-0.1	9.100	3 Amara Cunningham 122	9.80	9.90					9.850
	4 Morgan Hoang 107	9.75	9.80			-0.1	9.675	4 Maya Washington 130	9.85	9.90					9.875
	5 Kyla Bryant 102	9.90	9.85				9.875	5 Evanni Roberson 125	9.75	9.80					9.775
	6 Madison Brunette 101	9.60	9.80				9.700	6 Kristyn Hoffa 123	9.85	9.95					9.900

Floor Score: **48.850** Running Score: **194.800** Floor Score: **49.250** Running Score: **196.425**

Final Team Score: **194.800**

Final Team Score: **196.425**

All-Arounders

All-Arounders

V T U B B B F X A A	Bryant	Widner						Brooks	Roberson						
	9.825	9.750						9.300	9.775						
	9.250	9.100						9.825	9.900						
	9.925	9.175						9.825	9.775						
	9.875	9.100						9.800	9.775						
	38.875	37.125						38.750	39.225						

Judge's Signatures *VT

* Head Judge

Coach's Signature

*UB

UB

Coach's Signature

*BB

BB

Coach's Signature

*FX

FX

Stanford Vs Washington

Meet Results





Feb 10, 2020

Page: 1
Printed: 2/10/2020 7:52 PM

Women / 10

Session: 1

Judge's Signatures

Rank	Num	Name	Gym					AA
1	125	Evanni Roberson	Washington	9.775 5T	9.900 1T	9.775 8T	9.775 9T	39.225 1
2	102	Kyla Bryant	Stanford	9.825 3	9.250 12	9.925 1	9.875 2T	38.875 2
3	119	Brenna Brooks	Washington	9.300 11	9.825 3T	9.825 2T	9.800 8	38.750 3
4	116	Chloe Widner	Stanford	9.750 9	9.100 13	9.175 14	9.100 13	37.125 4
5	130	Maya Washington	Washington	— 12T	9.800 5	9.825 2T	9.875 2T	29.500 5
6	128	Geneva Thompson	Washington	9.850 1T	9.775 6T	— 15T	9.850 4T	29.475 6
7	108	Taylor Lawson	Stanford	— 12T	9.825 3T	9.800 5T	9.825 6T	29.450 7
8	121	Madison Copiak	Washington	9.675 10	9.900 1T	9.800 5T	— 14T	29.375 8
9*	107	Morgan Hoang	Stanford	9.775 5*	— 14*	9.775 8T	9.675 12	29.225 9*
9*	104	Kaylee Cole	Stanford	9.775 5*	— 14*	9.675 11T	9.775 9T	29.225 9*
11	101	Madison Brunette	Stanford	9.775 5T	9.675 10	— 15T	9.700 11	29.150 11
12T	123	Kristyn Hoffa	Washington	9.800 4	— 14*	— 15*	9.900 1	19.700 12T
12T	122	Amara Cunningham	Washington	9.850 1T	— 14*	— 15*	9.850 4T	19.700 12T
14	126	Meaghan Ruttan	Washington	— 12T	— 14T	9.800 5T	9.825 6T	19.625 14
15	124	Michaela Nelson	Washington	— 12T	9.775 6T	9.275 13	— 14T	19.050 15
16	112	Wesley Stephenson	Stanford	— 12T	— 14T	9.825 2T	— 14T	9.825 16
17	115	Grace Waguespack	Stanford	— 12T	9.750 8	— 15T	— 14T	9.750 17
18	129	Hannah Vandenkolk	Washington	— 12T	— 14T	9.725 10	— 14T	9.725 18
19	106	Grace Garcia	Stanford	— 12T	9.700 9	— 15T	— 14T	9.700 19
20	114	Ashley Tai	Stanford	— 12T	— 14T	9.675 11T	— 14T	9.675 20
21	109	Evelyn Micco	Stanford	— 12T	9.550 11	— 15T	— 14T	9.550 21
22*	118	Morgan Bowles	Washington	— 12*	— 14*	— 15*	— 14*	0.000 22*
22*	117	Aleeza Yu	Stanford	— 12*	— 14*	— 15*	— 14*	0.000 22*
22*	120	Talia Brovedani	Washington	— 12*	— 14*	— 15*	— 14*	0.000 22*





Stanford Vs Washington

Meet Results

Feb 10, 2020

Page: 2
Printed: 2/10/2020 7:52 PM

Women / 10
Session: 1

Rank	Num	Name	Gym					AA
22*	131	Isa Weiss	Washington	—.'— 12*	—.'— 14*	—.'— 15*	—.'— 14*	0.000 22*
22*	127	Allie Smith	Washington	—.'— 12*	—.'— 14*	—.'— 15*	—.'— 14*	0.000 22*
22*	105	Rachael Flam	Stanford	—.'— 12*	—.'— 14*	—.'— 15*	—.'— 14*	0.000 22*
22*	103	Jade Chrobok	Stanford	—.'— 12*	—.'— 14*	—.'— 15*	—.'— 14*	0.000 22*
22*	110	Lauren Navarro	Stanford	—.'— 12*	—.'— 14*	—.'— 15*	—.'— 14*	0.000 22*
22*	113	Adela Stonecipher	Stanford	—.'— 12*	—.'— 14*	—.'— 15*	—.'— 14*	0.000 22*
22*	111	Kelly Ramm	Stanford	—.'— 12*	—.'— 14*	—.'— 15*	—.'— 14*	0.000 22*