

# NCAA Gymnastics Score Sheet

Teams: Home Canada National Team

Visitor Finland National Team

Date Mar 1, 2014

Place Burnham Pavilion

Attendance 0

Name		D	1	2	3	4	nd	AVE	Name		D	1	2	3	4	nd	AVE
FLOOR	1 Zach Clay	42	5.80	6.90	6.90			12.700	1 Heikki Saarenketo	79	5.80	7.90	8.30				13.900
	2 Kal Neimer	47	4.60	8.10	8.30			12.800	2 Eetu Lahti	77	5.50	8.30	8.30				13.800
	3 Robert Watson	44	6.00	9.00	9.10			15.050	3 Oskar Kirmes	82	6.00	9.00	8.80				14.900
	4 Kevin Lytwyn	50	6.10	9.40	9.20			15.400	4 Tomi Tuuha	71	5.40	8.70	8.60				14.050
	5 Scott Morgan	45	6.10	8.80	8.80			14.900	5 Sakari Vekki	78	6.30	8.10	8.30				14.500

Floor Score: **70.850**      Running Score: **70.850**      Floor Score: **71.150**      Running Score: **71.150**

Pommel	1 Joshua Stuart	46	5.00	7.60	7.50			12.550	1 Markku Vahtila	73	4.90	7.10	6.90				11.900
	2 Zach Clay	42	6.30	8.80	8.70			15.050	2 Pavel Titou	80	4.50	7.20	7.40				11.800
	3 Scott Nabatta	48	5.60	8.30	8.40			13.950	3 Oskar Kirmes	82	5.20	8.10	8.30				13.400
	4 Nathan Gafuik	49	5.20	8.40	8.30			13.550	4 Heikki Niva	81	4.50	7.00	7.10				11.550
	5 Ken Ikeda	41	6.30	8.40	8.30			14.650	5 Juho Kanerva	76	5.70	9.10	8.90				14.700

Pommel Score: **69.750**      Running Score: **140.600**      Pommel Score: **63.350**      Running Score: **134.500**

Rings	1 Zach Clay	42	5.90	7.20	7.20			13.100	1 Kasper Holopainen	72	4.70	8.70	8.60				13.350
	2 Robert Watson	44	6.00	8.10	8.50			14.300	2 Tomi Tuuha	71	5.30	9.10	9.20				14.450
	3 Kevin Quon	51	6.40	7.80	7.60			14.100	3 Oskar Kirmes	82	5.10	8.90	8.80				13.950
	4 Kevin Lytwyn	50	6.30	9.10	8.80			15.250	4 Heikki Niva	81	4.80	8.90	9.00				13.750
	5 Scott Morgan	45	6.60	8.90	8.90			15.500	5 Markku Vahtila	73	6.50	8.60	8.70				15.150

Rings Score: **72.250**      Running Score: **212.850**      Rings Score: **70.650**      Running Score: **205.150**

Vault	1 Kal Neimer	47	4.80	9.40	9.30			14.150	1 Eetu Lahti	77	4.80	9.10	9.20				13.950
	2 Zach Clay	42	5.60	9.00	8.80			14.500	2 Heikki Saarenketo	79	5.20	9.10	9.30			-0.1	14.300
	3 Kevin Lytwyn	50	5.60	9.20	9.40			14.900	3 Oskar Kirmes	82	4.80	9.50	9.60				14.350
	4 Scott Morgan	45	5.60	9.30	9.20			14.850	4 Petrus Laulumaa	75	4.80	9.50	9.30				14.200
	5 Nathan Gafuik	49	5.40	9.40	9.50			14.850	5 Tomi Tuuha	71	5.60	9.60	9.70				15.250

Vault Score: **73.250**      Running Score: **286.100**      Vault Score: **72.050**      Running Score: **277.200**

P Bars	1 Robert Watson	44	5.80	8.40	8.60			14.300	1 Jimi Paivanen	74	3.90	8.60	8.50				12.450
	2 Zach Clay	42	6.30	7.90	7.70			14.100	2 Markku Vahtila	73	4.80	8.50	8.50				13.300
	3 Scott Nabatta	48	5.60	8.40	8.80			14.200	3 Tomi Tuuha	71	4.00	9.10	9.20				13.150
	4 Kevin Lytwyn	50	5.60	9.30	9.40			14.950	4 Oskar Kirmes	82	5.20	8.60	8.90				13.950
	5 Ken Ikeda	41	5.30	8.90	8.80			14.150	5 Heikki Niva	81	5.00	9.40	9.50				14.450

P. Bar Score: **71.700**      Running Score: **357.800**      P. Bar Score: **67.300**      Running Score: **344.500**

H Bars	1 Steven Chaplin	43	5.00	6.00	6.20			11.100	1 Jimi Paivanen	74	4.00	8.90	9.00				12.950
	2 Joshua Stuart	46	5.00	6.00	5.50			10.750	2 Juho Kanerva	76	4.80	7.90	8.00				12.750
	3 Ken Ikeda	41	5.10	8.50	8.60			13.650	3 Kasper Holopainen	72	4.70	9.10	9.30				13.900
	4 Robert Watson	44	5.20	8.40	8.60			13.700	4 Oskar Kirmes	82	5.90	8.80	8.80				14.700
	5 Kevin Lytwyn	50	6.40	8.20	7.80			14.400	5 Heikki Niva	81	5.30	8.70	8.60				13.950

H. Bar Score: **63.600**      Running Score: **421.400**      H. Bar Score: **68.250**      Running Score: **412.750**

Final Team Score: 421.400




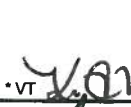
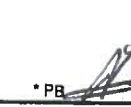

Final Team Score: 412.750







### All-Arounders


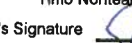
FX	Watson				
PH	15.050				
SR	14.000				
VT	14.300				
PB	14.050				
HB	14.300				
AA	13.700				
	85.400				

### All-Arounders

	Niva	Kirmes			
	14.650	14.900			
	11.550	13.400			
	13.750	13.950			
	13.750	14.350			
	14.450	13.950			
	13.950	14.700			
	82.100	85.250			

Judge's Signatures \* FX  \* PH  \* SR  \* VT  \* PB  \* HB 

\* Head Judge  PH  SR  VT  PB  HB 

Coach's Signature  Richard Ikeda      Coach's Signature  Timo Holopainen

# NCAA Gymnastics Score Sheet

Teams: Home Japanese Collegiate All-Star Team

Visitor Norway National Team

Date Mar 1, 2014

Place Bumham Pavilion

Attendance 0

		Name	D	1	2	3	4	nd	AVE			Name	D	1	2	3	4	nd	AVE
FLOOR	1	Banri Iwatsuki	95	5.70	8.30	8.50			14.100	1	Arian Bedzeti-Olsen	67	5.00	7.10	7.50				12.300
	2	Yuto Murakami	92	6.00	8.80	8.70			14.750	2	Nikolai Nilsen Rønbec	66	5.20	8.50	8.70				13.800
	3	Takuya Nagano	94	6.10	9.10	9.00			15.150	3	Odin Kalvø	65	5.60	8.50	8.70				14.200
	4	Hiroki Ishikawa	98	6.20	9.00	8.80			15.100	4	Marcus Conradi	62	5.10	9.30	9.10				14.300
	5	Rikii Hoshino	97	6.40	8.70	8.70			15.100	5	Stian Skjærahaug	64	5.60	9.10	9.30				14.800

Floor Score: **74.200**      Running Score: **74.200**      Floor Score: **69.400**      Running Score: **69.400**

Pommel	1	Takayuki Ohara	93	5.50	8.80	8.60			14.200	1	Nikolai Nilsen Rønbec	68	4.80	5.90	5.50				10.500
	2	Hiroki Ishikawa	98	5.70	9.20	9.00			14.800	2	Peter Ulven	61	4.80	5.30	5.40				10.150
	3	Banri Iwatsuki	95	5.80	7.90	7.70			13.600	3	Odin Kalvø	65	4.20	6.90	6.60				10.950
	4	Kaiki Shibata	96	5.90	9.10	9.30			15.100	4	Marcus Conradi	62	5.20	7.70	7.50				12.800
	5	Shohei Fujiwara	91	6.20	9.30	9.40			15.550	5	Stian Skjærahaug	64	5.50	8.20	8.10				13.650

Pommel Score: **73.250**      Running Score: **147.450**      Pommel Score: **58.050**      Running Score: **127.450**

Rings	1	Rikii Hoshino	97	6.00	8.70	9.00			14.850	1	Peter Ulven	61	4.10	7.20	7.50				11.450
	2	Takayuki Ohara	93	5.80	7.90	8.30			13.900	2	Nikolai Nilsen Rønbec	66	4.10	8.90	8.70				12.900
	3	Shohei Fujiwara	91	6.10	9.50	9.30			15.500	3	Arian Bedzeti-Olsen	67	5.10	8.80	8.50				13.750
	4	Yuto Murakami	92	6.60	9.30	9.40			15.950	4	Marcus Conradi	62	5.30	8.40	8.00				13.500
	5	Takuya Nagano	94	6.60	9.00	9.30			15.750	5	Stian Skjærahaug	64	5.00	8.50	8.40				13.450

Rings Score: **75.950**      Running Score: **223.400**      Rings Score: **65.050**      Running Score: **192.500**

Vault	1	Hiroki Ishikawa	98	5.20	9.60	9.50			14.750	1	Arian Bedzeti-Olsen	67	3.60	9.20	9.00				12.700
	2	Banri Iwatsuki	95	5.60	9.40	9.50		-0.1	14.950	2	Peter Ulven	61	4.40	9.40	9.20				13.700
	3	Takayuki Ohara	93	5.60	9.40	9.30			14.850	3	Odin Kalvø	65	4.40	9.60	9.40				13.900
	4	Shohei Fujiwara	91	5.60	9.50	9.50			15.100	4	Nikolai Nilsen Rønbec	66	5.20	9.40	9.20				14.500
	5	Takuya Nagano	94	5.60	9.60	9.40			15.100	5	Stian Skjærahaug	64	5.20	9.40	9.40				14.600

Vault Score: **74.750**      Running Score: **298.150**      Vault Score: **69.400**      Running Score: **261.900**

P. Bar	1	Yuto Murakami	92	5.90	9.20	9.30			15.150	1	Nikolai Nilsen Rønbec	66	3.80	8.70	8.60				12.450
	2	Rikii Hoshino	97	6.40	8.30	8.00			14.550	2	Peter Ulven	61	4.00	8.40	8.70				12.550
	3	Shohei Fujiwara	91	6.00	9.40	9.50			15.450	3	Odin Kalvø	65	4.60	7.40	7.80				12.200
	4	Banri Iwatsuki	95	6.10	8.10	8.20			14.250	4	Marcus Conradi	62	4.50	7.40	7.80				12.100
	5	Kaiki Shibata	96	6.20	9.40	9.40			15.600	5	Stian Skjærahaug	64	5.30	8.80	9.10				14.250

P. Bar Score: **75.000**      Running Score: **373.150**      P. Bar Score: **63.550**      Running Score: **325.450**

H. Bar	1	Takuya Nagano	94	6.00	8.40	8.70			14.550	1	Arian Bedzeti-Olsen	67	3.70	7.50	7.00				10.950
	2	Shohei Fujiwara	91	5.80	8.70	8.60			14.450	2	Odin Kalvø	65	4.20	8.40	8.40				12.600
	3	Takayuki Ohara	93	6.10	8.30	8.60			14.550	3	Peter Ulven	61	4.80	8.40	8.70				13.350
	4	Kaiki Shibata	96	6.30	9.00	9.00			15.300	4	Marcus Conradi	62	5.60	8.90	9.00				14.550
	5	Hiroki Ishikawa	98	6.60	8.80	9.00			15.500	5	Stian Skjærahaug	64	5.40	8.80	8.70				14.150

H. Bar Score: **74.350**      Running Score: **447.500**      H. Bar Score: **65.600**      Running Score: **391.050**

Final Team Score: 447.500







Final Team Score: 391.050



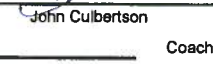


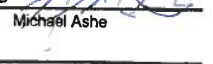
### All-Arounders

FX	Fujiwara								
PH	15.250								
SR	15.550								
VT	15.100								
PB	15.450								
HB	14.450								
AA	91.300								

### All-Arounders

Skjærahaug									
14.800									
13.650									
13.450									
14.600									
14.250									
14.150									
84.900									

Judge's Signatures \* FX  \* PH  \* SR  \* VT  \* PB  \* HB 

\* Head Judge FX  PH  SR  VT  PB  HB 

Coach's Signature Yoshiaki Hatakeya, Jun Tsuchiya Coach's Signature Gabriel Negru

# NCAA Gymnastics Score Sheet

Teams: Home Stanford University Visitor UC Berkeley  
 Date Mar 1, 2014 Place Burnham Pavilion Attendance 0

Name		D	1	2	3	4	nd	AVE	Name		D	1	2	3	4	nd	AVE
FLOOR	1 Cale Robinson	14	5.80	9.10	9.30			15.000	1 Nico DelJunco	35	5.30	7.80	7.90				13.150
	2 Sean Senters	16	5.90	8.30	8.10			14.100	2 Kyle Zemeir	31	5.80	8.70	8.90				14.600
	3 Jon Deaton	4	5.90	8.80	8.70			14.650	3 Kevin Wolting	30	5.80	9.40	9.30				15.150
	4 Akash Modi	12	6.20	9.20	9.10			15.350	4 Ryan Patterson	36	5.50	8.00	8.30				13.650
	5 Mike Levy	9	5.90	8.60	8.60			14.500	5 Jeffrey Langenstein	26	6.20	9.10	8.90				15.200

Floor Score: **73.600** Running Score: **73.600** Floor Score: **71.750** Running Score: **71.750**

Pommel	1 Andrew Misiolek	11	5.60	8.50	8.30			14.000	1 Kevin Wolting	30	5.20	8.80	9.00				14.100
	2 Sean Senters	16	5.80	8.90	8.80			14.650	2 Kyle Zemeir	31	5.20	7.80	7.60				12.900
	3 Akash Modi	12	6.00	9.20	9.00			15.100	3 Kevin Tran	29	5.20	9.20	9.00				14.300
	4 Brian Knott	8	5.80	8.50	8.50			14.300	4 Taka Kwada	37	5.70	7.70	7.50				13.300
	5 Chris Turner	17	6.30	9.20	9.00			15.400	5 Donothan Bailey	25	6.00	8.50	8.20				14.350
									6 Ryan Patterson	36	5.10	6.20	5.90				11.150

Pommel Score: **73.450** Running Score: **147.050** Pommel Score: **68.950** Running Score: **140.700**

Rings	1 Jordan DeClerk	5	5.10	9.50	9.50			14.600	1 Ryan Patterson	36	4.70	8.70	8.30				13.200
	2 Akash Modi	12	6.00	9.20	9.00			15.100	2 Kevin Wolting	30	5.30	9.20	8.90				14.350
	3 Brandon Beckhardt	3	6.00	8.90	8.60			14.750	3 Travis Cameron	39	4.80	8.70	9.10				13.700
	4 Mike Levy	9	6.00	9.00	8.90			14.950	4 Kyle Zemeir	31	5.70	9.30	9.30				15.000
	5 Dennis Zaremski	19	6.50	9.20	9.40			15.800	5 Jeffrey Langenstein	26	5.80	9.40	9.20				15.100

Rings Score: **75.200** Running Score: **222.250** Rings Score: **71.350** Running Score: **212.050**

Vault	1 Kevin Baker	2	5.20	9.40	9.40			14.600	1 Kevin Tran	29	4.80	8.40	8.70				13.350
	2 Mike Levy	9	5.20	9.40	9.30			14.550	2 Ryan Patterson	36	5.20	9.50	9.40				14.650
	3 Akash Modi	12	5.60	9.40	9.60			15.100	3 Kevin Wolting	30	5.20	9.60	9.40				14.700
	4 Taylor Seaton	15	5.60	9.60	9.40			15.100	4 Christian Monteclaro	23	5.20	9.60	9.40				14.700
	5 Sean Senters	16	5.60	9.70	9.60			15.250	5 Jeffrey Langenstein	26	5.60	9.30	9.30				14.900
									6 Kyle Zemeir	31	5.20	9.40	9.30				14.550

Vault Score: **74.600** Running Score: **296.850** Vault Score: **73.500** Running Score: **285.550**

P Bar	1 Cale Robinson	14	5.20	8.10	8.40			13.450	1 Kevin Wolting	30	5.40	8.80	8.80				14.200
	2 Chris Turner	17	5.40	9.30	9.10			14.600	2 Ryan Patterson	36	5.30	8.70	9.00				14.150
	3 Brian Knott	8	6.10	8.90	9.00			15.050	3 Kyle Zemeir	31	6.20	8.60	9.00				15.000
	4 Akash Modi	12	6.40	9.30	9.50			15.800	4 Jon Liu	27	5.90	9.20	9.20				15.100
	5 Dennis Zaremski	19	6.00	8.70	9.00			14.850	5 Donothan Bailey	25	5.90	9.20	9.30				15.150

P. Bar Score: **73.750** Running Score: **370.600** P. Bar Score: **73.600** Running Score: **359.150**

H Bar	1 Cale Robinson	14	5.40	9.40	9.50			14.850	1 Capri Sano	22	5.20	8.30	8.00				13.350
	2 Sean Senters	16	5.60	8.70	9.00			14.450	2 Ryan Patterson	36	5.50	9.40	9.30				14.850
	3 Akash Modi	12	5.70	9.20	9.20			14.900	3 Jon Liu	27	5.30	9.20	9.00				14.400
	4 Brian Knott	8	5.70	9.30	9.20			14.950	4 Kyle Zemeir	31	5.40	7.70	7.40				12.950
	5 Paul Hichwa	7	6.00	7.80	8.00			13.900	5 Kevin Wolting	30	5.70	8.90	8.70				14.500

H. Bar Score: **73.050** Running Score: **443.650** H. Bar Score: **70.050** Running Score: **429.200**







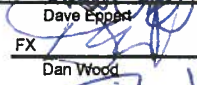
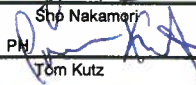

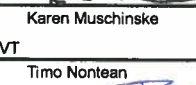




Final Team Score: 443.650

Final Team Score: 429.200

### All-Arounders

### All-Arounders

FX	Modi							15.350	Wolting	Zemeir	Patterson						
PH								15.100	15.150	14.600	13.650						
SR								15.100	14.100	12.900	11.150						
VT								15.100	14.350	15.000	13.200						
PB								15.800	14.700	14.550	14.650						
HB								14.900	14.200	15.000	14.150						
AA								91.350	14.500	12.950	14.850						
									87.000	85.000	81.650						

Judge's Signatures \*FX  \*PH  \*SR  \*VT  \*PB  \*HB   
 \* Head Judge FX  PH  SR  VT  PB  HB   
 Coach's Signature  Coach's Signature   
 Karl Ziehl, Thom Gilelmi Brett McClure, Jonathan Taro Okada