



STANFORD MEN'S BASKETBALL



@STANFORDMBB #GOSTANFORD

CONTACT: Zach Reynolds | 541.419.0615 | zreynold@stanford.edu

2022-23 SCHEDULE AND RESULTS

NOVEMBER

7 (Mon)	Pacific	W, 88-78	P12NET
11 (Fri)	Wisconsin (1)	L, 50-60	FS1
15 (Tue)	#17/19 San Diego State	L, 62-74	P12NET
18 (Fri)	Cal Poly	W, 80-43	P12NET
24 (Thu)	Ole Miss (2)	L, 68-72	ESPNU
25 (Fri)	Florida State (2)	W, 70-60	ESPNEWS
27 (Sun)	Memphis (2)	L, 48-56	ESPNU

DECEMBER

1 (Thu)	#21/21 UCLA *	L, 66-80	ESPN2
4 (Sun)	at Arizona State *	L, 64-68	ESPN2
16 (Fri)	Green Bay	W, 85-40	P12NET
18 (Sun)	#7/8 Texas (3)	L, 62-72	ESPN2
22 (Thu)	Loyola Chicago (4)	W, 75-62	P12NET
29 (Thu)	Colorado *	L, 70-73	ESPNU
31 (Sat)	Utah *	L, 66-71	P12NET

JANUARY

6 (Fri)	at California *	L, 70-92	ESPNU
12 (Thu)	at Washington *	L, 69-86	FS1
14 (Sat)	at Washington State *	L, 59-60	P12NET
19 (Thu)	Oregon State *	W, 67-46	P12NET
21 (Sat)	Oregon *	8 p.m.	FS1
25 (Wed)	Chicago State	7 p.m.	P12NET
28 (Sat)	California *	7 p.m.	ESPN2/U

FEBRUARY

2 (Thu)	at Utah *	5 p.m.	P12NET
5 (Sun)	at Colorado *	4 p.m.	FS1
9 (Thu)	Arizona State *	7 p.m.	FS1
11 (Sat)	Arizona *	TBA	ESPN/2
16 (Thu)	at UCLA *	8 p.m.	ESPN2
18 (Sat)	at USC *	TBA	ESPN2/U
23 (Thu)	Washington State *	8 p.m.	P12NET
26 (Sun)	Washington *	3 p.m.	FS1

MARCH

2 (Thu)	at Oregon State *	6 p.m.	P12NET
4 (Sat)	at Oregon *	1 p.m.	CBS

* Pac-12 game

Bold indicates home game

- (1) at American Family Field, Milwaukee, Wis.
 - (2) at ESPN Wide World of Sports, Orlando, Fla.
 - (3) at American Airlines Center, Dallas, Texas
 - (4) at Kaiser Permanente Arena, Santa Cruz, Calif.
- All times listed PT



STANFORD

6-12, 1-7 Pac-12



OREGON

11-8, 5-3 Pac-12

SETTING THE SCENE

Looking to complete an unblemished weekend at home, Stanford men's basketball hosts Oregon on Saturday, Jan. 21 at Maples Pavilion. The 8 p.m. tip will air on FS1.

THE OPENING TIP

- The Cardinal is 6-12 (1-7 Pac-12) this year, including home wins over Pacific (88-78), Cal Poly (80-43), Green Bay (85-40) and Oregon State and neutral site wins over Florida State (70-60) and Loyola Chicago (75-62).
- Through 18 games, Spencer Jones leads the team with 12.8 points per game, and joined Stanford's 1,000-point club on Dec. 29 with a 25-point outing against Colorado. Jones paces the program in Pac-12 play with 16.1 points per game, which ranks fifth in the league. He also ranks fourth in made triples and offensive rebounds and eighth in free throw percentage.
- Harrison Ingram, who was Stanford's first Pac-12 Freshman of the Year since Casey Jacobsen in 2000, withdrew his name from the 2022 NBA Draft to return to The Farm for his sophomore campaign. He is the first Pac-12 Freshman of the Year to return since Jahii Carson (Arizona State) in 2013-14.
- The Cardinal returns eight of its top nine rotation players from a year ago, ranking sixth nationally in minutes continuity, per KenPom, while also bringing in the program's first transfer in 12 years and the first graduate transfer in program history in Michael Jones (Davidson). Jones had a game to remember in the season opener, with his 31 points the most by a Stanford player in his team debut on record. The 31 points remain tied for the best single-game mark by a Pac-12 player this season.
- Stanford has won three of the last four matchups with the Ducks at Maples Pavilion, including a victory at the buzzer least season off of a Jaiden Delaire 3-pointer.

KEEPING UP WITH THE JONESES

Stanford is led in the scoring column by Spencer Jones and Michael Jones, with the former ranking fifth in Pac-12 play at 16.1 points per game. Michael Jones averages 9.6 points and 2.4 assists per game in conference action, and 10.1 points overall on the season. Spencer Jones paces the team in steals and blocks, both in conference play and overall, while both Jones contribute heavily to Stanford's 7.8 threes per game in Pac-12 play, which ranks second overall. The team is also third in offensive rebounds per game (12.1), second in defensive rebound percentage (74.2) and fourth in rebound margin.

POSSIBLE STARTERS

No.	Player	Pos.	Ht.	Wt.	Yr.	PPG	RPG	APG
5	Michael O'Connell	G	6-2	195	Jr.	3.9	2.2	1.9
14	Spencer Jones	F	6-7	225	Sr.	12.8	4.5	0.8
23	Brandon Angel	F	6-8	240	Jr.	7.2	3.9	1.4
42	Maxime Raynaud	F	7-1	250	So.	7.3	5.1	0.6
55	Harrison Ingram	F	6-7	230	So.	9.2	5.3	3.2

OFF THE BENCH

1	Isa Silva	G	6-4	190	So.	3.9	0.6	1.4
2	Roy Yuan	G	6-1	170	Sr.	0.0	0.0	0.0
3	Jarvis Moss	G	6-4	200	So.	2.7	1.3	0.1
10	Max Murrell	F	6-9	225	Jr.	4.6	1.9	0.4
11	Ryan Agarwal	G	6-6	190	Fr.	4.2	0.8	0.2
13	Michael Jones	G	6-5	205	Gr.	10.1	2.8	2.1
15	Benny Gealer	G	6-1	160	Fr.	1.2	0.4	0.6
21	Neal Begovich	F	6-9	230	R-Jr.	1.0	0.3	0.5
22	James Keefe	F	6-9	240	Sr.	5.6	4.9	1.1
24	Jaylen Thompson	F	6-8	195	Fr.	-	-	-
25	Josue Gil-Silva	G	6-1	185	Sr.	0.0	0.5	0.0

*Starters based on previous game

**ANNE AND TONY JOSEPH
DIRECTOR OF MEN'S BASKETBALL
JEROD HAASE**



In his first six seasons as Stanford's Anne and Tony Joseph Director of Men's Basketball, Jerod Haase has instilled an invested, tough and selfless attitude into the program.

Since arriving on The Farm, the Cardinal has won 98 games, recorded its best conference finish and most league wins in a decade and earned a postseason berth for the first time since 2015. The 2020 team was set to be post-season bound before the cancellation of the NCAA Tournament.

Stanford won 16 games in 2021-22, including the program's first win over an AP top-five opponent since 2007 and its first over a top-25 team on the road since 2014. Harrison Ingram was named Pac-12 Freshman of the Year – Stanford's first since 2000 – while Spencer Jones blossomed into an All-Pac-12 conference forward. Sam Beskind was named Pac-12 Scholar-Athlete of the Year, becoming the program's third honoree in the last five seasons.

The 2020-21 campaign was turned upside down by the COVID-19 global outbreak and subsequent restrictions in Santa Clara County, and Stanford showed its resilience and tenacity with a 14-13 overall record and 10 Pac-12 wins. The season included three wins over eventual Sweet 16 teams, two over Elite Eight programs, and a sweep of Arizona for the first time since 2008. Oscar da Silva established himself as one of the top forwards in the country as one of two players to average 18 points, six rebounds and two assists per game while shooting over 55 percent from the floor. He was also named the Pac-12 Scholar Athlete of the Year.

The Cardinal signed its third top-20 recruiting class in four seasons, led by five-star forward Harrison Ingram. Ingram gives the program a McDonald's All-American for the second-straight year, the first time in Stanford history the feat has been accomplished.

Stanford finished 20-12 overall in 2019-20, and remained solidly in contention for an NCAA Tournament berth throughout a season shortened by the COVID-19 global pandemic. Boasting the nation's No. 16-ranked scoring defense (KenPom No. 7), the Cardinal also shot its highest field goal percentage (.469) since 2003-04. The 20 wins marked Stanford's first such season since the 2014-15 campaign.

Haase and his staff capped the season with a top-10 national recruiting class for 2020 - it's second top-10 class since Haase joined the Cardinal - including top-five signee Ziaire Williams and four players rated at least four stars by one outlet.

Fueled by back-to-back top-25 recruiting classes, Haase's 2018-19 squad featured freshmen and sophomores accounting for 80 percent of the scoring and rebounding. In 2017-18, Haase guided Stanford to a third-place finish in the Pac-12 with 11 conference wins and earned a postseason berth for the first time in three years with a second-round appearance in the NIT.

During Haase's first season in 2016-17, Stanford posted 14 wins against a challenging schedule and finished among the nation's top-10 percent in the classroom. Haase was appointed Stanford's 18th head coach in school history on March 25, 2016.

At UAB, Haase led the Blazers to a regular-season Conference USA championship in 2016 and the program's 15th all-time NCAA Tournament berth in 2015. Haase compiled an 80-53 overall record in four seasons while improving the Blazers' win total every year.

YEAR	SCHOOL	OVERALL	POSTSEASON
2012-13	UAB	16-17	-
2013-14	UAB	18-13	-
2014-15	UAB	20-16	NCAA Third Round
2015-16	UAB	26-7	NIT First Round
2016-17	Stanford	14-17	-
2017-18	Stanford	19-16	NIT Second Round
2018-19	Stanford	15-16	-
2019-20	Stanford	20-12	Postseason Canceled
2020-21	Stanford	14-13	-
2021-22	Stanford	16-16	-
2022-23	Stanford	6-12	-
OVR at Stanford at UAB		184-155 104-102 80-53	3 appearances 1 appearance 2 appearances

THE NET RESULT

Stanford enters the matchup with the Ducks at No. 136 in the NET Rankings (Jan. 20), with a NET SOS of 58 and an average opponent NET rank of 61. The matchup is currently a quadrant two contest, as Oregon slots in at No. 56. 19 of Stanford's 31 regular season games are currently slated to be in quadrant one or two, including 12 in Q1, and nine of the remaining 13. Stanford has six remaining Q1 opportunities.

vs. Quad 1: 0-6

vs. Quad 2: 0-4

vs. Quad 3: 0-1

vs. Quad 4: 6-1 (Wins over Oregon State, Loyola Chicago, Florida State, Cal Poly, Pacific and Green Bay)

DANCE WITH THE DUCKS

The Cardinal has won three of the last four meetings with Oregon at Maples Pavilion, including a win at the buzzer last season and a win over then-No. 11 Oregon in 2020. Harrison Ingram and Michael O'Connell averaged 13.0 points per game against Oregon last year, with Ingram adding eight rebounds and five assists in the home victory last season.

A BALANCING ACT

Stanford has had balanced scoring through 18 games, as 11 different players have had at least one game in double-figure scoring, which ranks second among all power conference teams (Ole Miss, 12). Five players have had a 20-point game this season, a total which is matched in the Pac-12 only by Arizona.

50TH TO REACH 1,000

A high-scoring weekend against Colorado and Utah helped Spencer Jones cross the 1,000-point threshold. Jones scored a season-high 25 points against Colorado, his eighth-career 20-point outing, and added 16 against Utah. The senior became the program's 50th member of the 1,000-point club and has moved into 38th on the program's all-time scoring list with 1,085 points. He passed Jarron Collins '01 against Oregon State, and is 23 away from passing Matt Haryasz '06 for 37th.

FIVE-STAR CLASS OF 2023

Adding a pair of highly-touted student-athletes to the program in the class of 2023, Stanford signed Kanaan Carlyle (Atlanta, Ga.) and Andrej Stojakovic (Carmichael, Calif.) to national letters of intent. Carlyle is rated a five-star prospect by Rivals and the 247 composite, ranking as high as the 19th-rated recruit in the country from Rivals. Stojakovic is also a five-star signee via the 247 composite rankings and is ranked No. 17 overall nationally by 247 Sports. Both prospects are rated in ESPN's top-30 overall, with Stanford one of just four schools nationally with multiple top-30 signees, joining Kentucky, Duke and Oregon. Stanford has multiple top-25 signees in the same class for the first time since 2006, when Brook and Robin Lopez committed to play on the Farm.

THREE BALL, AGARWAL

Ryan Agarwal has had a great start to his career from beyond the arc, ranking second in the Pac-12 in 3-point percentage at 47.1% and seventh in Pac-12 games at 45.5%. Agarwal has connected on multiple treys against three Pac-12 opponents, UCLA, Colorado and Washington, and two non-league foes, Cal Poly and Green Bay. Agarwal is on pace for a top-three single-season mark by a freshman in 3-point percentage in program history (min. 25 FGA).

Agarwal ranks fifth nationally among true freshmen in 3-point percentage (min. 1 3PM per game), and second among all power conference freshmen, trailing only Kansas' Grady Dick (48.0%).

2022-23 ROSTER

No.	Player	Pos.	Ht.	Wt.	Yr.	Major	Hometown (Previous School)
1	Isa Silva	G	6-4	190	So.	Undeclared	Sacramento, Calif. (Jesuit)
2	Roy Yuan	G	6-1	175	Sr.	Computer Science	San Jose, Calif. (Saint Francis)
3	Jarvis Moss	G	6-4	200	So.	Undeclared	Concord, N.C. (Cannon School)
5	Michael O'Connell	G	6-2	195	Jr.	Economics	Mineola, N.Y. (Blair Academy (N.J.))
10	Max Murrell	F	6-9	225	Jr.	Computer Science	Omaha, Neb. (Millard North)
11	Ryan Agarwal	G	6-6	190	Fr.	Undeclared	Coppell, Texas (Coppell)
13	Michael Jones	G	6-5	205	Gr.	MS Statistics	Woodbury, Minn. (Woodbury/Davidson)
14	Spencer Jones	F	6-7	225	Sr.	Management Sci. and Engineering	Roeland Park, Kan. (Bishop Miege)
15	Benny Gealer	G	6-0	160	Fr.	Undeclared	Palos Verdes Estates, Calif. (Rolling Hills Prep)
21	Neal Begovich	F	6-9	230	R-Jr.	Economics	San Francisco, Calif. (St. Ignatius College Prep)
22	James Keefe	F	6-9	240	Sr.	Economics	Los Angeles, Calif. (Loyola)
23	Brandon Angel	F	6-8	240	Jr.	Economics	San Diego, Calif. (Torrey Pines)
24	Jaylen Thompson	F	6-8	195	Fr.	Undeclared	Oakland, Calif. (Southern California Academy)
25	Josue Gil-Silva	G	6-1	185	Sr.	Mechanical Engineering	Salinas, Calif. (Alisal)
42	Maxime Raynaud	F	7-1	250	So.	Undeclared	Paris, France (Lycee Henri IV)
55	Harrison Ingram	F	6-7	230	So.	Undeclared	Dallas, Texas (St. Mark's)

PRONUNCIATION GUIDE

JEROD HAASE	Jared rhymes with pass	Rob EHSAN	EE-sahn
ISA SILVA	EE-suh	Roy YUAN	you-en
Max MURRELL	Mearl (rhymes with pearl)	Ryan AGARWAL	AG-are-wall
Benny GEALER	GHEE-ler	Neal BEGOVICH	BEG-oh-vitch
JOSUE GIL-SILVA	Ho-sway Heel-Silva	MAXIME RAYNAUD	Max-eem Ray-no

IN THE PROS

Stanford boasts five NBA alumni entering the 2022-23 season: Ziaire Williams (Memphis Grizzlies), Brook Lopez (Milwaukee Bucks), Robin Lopez (Cleveland Cavaliers), Dwight Powell (Dallas Mavericks) and KZ Okpala (Sacramento Kings), while a plethora of alumni are plying their trade in leagues around the world. Additionally, Chasson Randle spent the preseason with the Denver Nuggets and Landry Fields was promoted to general manager of the Atlanta Hawks in the offseason. The Cardinal has had an NBA Draft selection in three of the past four seasons, one of 17 teams nationally to have done so.

Brook Lopez is an early candidate for NBA Defensive Player of the Year honors as the league leader in blocks with 108, and second at 2.5 per game, to go along with 14.6 points and 6.3 rebounds per game, through games on Jan. 19, while shooting a slash line of 51/40/78. Dwight Powell is coming off a season-high 19 points on Dec. 29 against Houston, going 8-for-8 from the field. Powell is shooting 73.6% from the field this season. Williams has had nine or more points in five of his last seven outings.

FORCING TURNOVERS

The Cardinal defense has escalated its pressure over the past 13 games, forcing at least 15 turnovers seven times and a season-best 27 against Green Bay, which were the most for Stanford under head coach Jerod Haase, and the most for the Cardinal since causing 27 against UC Davis on Nov. 28, 2006. The Cardinal is averaging 6.9 steals per game in Pac-12 play, led by at least one per game from Spencer Jones and Michael O'Connell. The Cardinal has forced five Pac-12 opponents into at least 16 turnovers, with the opponents averaging 13.8 per game in conference play, and boasts the league's second-best turnover margin (+2.1).

SANTA CRUZ SUCCESS

The Cardinal continued its run of success at Kaiser Permanente Arena, beating Loyola Chicago in Santa Cruz on Dec. 22 by 13 points. Stanford went 5-0 in the arena during the COVID-affected 2020-21 slate, including wins over Arizona, UCLA, Washington, Washington State and Cal State Bakersfield. Harrison Ingram scored 15 points to lead the win over the Ramblers, while James Keefe added 14 points, eight rebounds and three steals. Michael Jones had 12 points and Michael O'Connell had a season-high 10 in the win, as the team shot 50 percent from the field with 11 different players on the scoresheet.

JONESING FOR JONES

Spencer Jones garnered his first All-Pac-12 awards with honorable mention selections to the all-conference and all-defense teams last season. The swingman was the team's leading scorer at 12.0 points per game, while averaging 4.5 rebounds per night. He was one of six players league-wide last season to earn all-conference and all-defense honors. Establishing himself as one of the best 3-point shooters in program history, the sniper has 220 career threes, which ranks fifth all-time in program history. He is now two triples away from matching Casey Jacobsen '02 for fourth and eight from tying Jeremy Green '11 for third.

Jones is averaging 12.8 points, 4.5 rebounds and 1.2 blocks per game through 17 appearances, the last of which ranks 10th in the Pac-12 and second among perimeter players (Keion Brooks, UW). Jones is tied with Lawrence Hill '09 for 15th on the program's all-time blocks list with 83.

PRESEASON PROGNOSTICATION

Stanford was picked fifth in the Pac-12's preseason poll, earning one first place vote while slotting in behind UCLA, Arizona, Oregon and USC. Spencer Jones and Harrison Ingram were each on the Pac-12 preseason first team, with Stanford joining only UCLA and USC with multiple players on the first team. Ingram also earned a selection to the Julius Erving Small Forward of the Year watch list for the second consecutive season, as well as nods to the Naismith Trophy and Wooden Award watch lists.

FROM THE BACKCOURT TO HEAD COACH

Head coach Jerod Haase played with a pair of star guards in his collegiate career at California and Kansas, occupying a starting spot in the backcourt alongside Dallas Mavericks head coach Jason Kidd at Cal and Brooklyn Nets head coach Jacque Vaughn at Kansas.

FLOOR BURNS

During his playing career at Kansas, Jerod Haase was known for his energy and passion on the court. Whether it be diving for loose balls or taking charges, Haase's trademark hustle was always on display. During his time with the Jayhawks, the "floor burns" statistic was created in his honor and is still tracked by the program. Haase totaled 167 floor burns during the 1996-97 season (4.6 per game). Stanford's individual totals (174 combined, 9.7 per game) are as follows:

James Keefe	28	Max Murrell	9
Harrison Ingram	28	Maxime Raynaud	9
Spencer Jones	23	Ryan Agarwal	6
Michael O'Connell	23	Neal Begovich	2
Brandon Angel	19	Benny Gealer	1
Michael Jones	15		
Isa Silva	13		

2022-23 PAC-12 STANDINGS

TEAM	CONFERENCE			OVERALL		
	W	L	PCT.	W	L	PCT.
1...UCLA	8	0	1.000	17	2	895
2...Arizona State.....	6	2	.750	15	4	789
3...Utah	6	3	.667	13	7	650
4...Arizona	5	3	.625	16	3	842
....USC.....	5	3	.625	13	6	684
....Oregon	5	3	.625	11	8	579
7...Washington.....	4	5	.444	12	8	600
....Washington State.	4	5	.444	9	11	450
9...Colorado	3	6	.333	11	9	550
10.California	2	6	.250	3	16	158
11 Stanford.....	1	7	.125	6	12	333
....Oregon State.....	1	7	.125	7	12	368

*Through Jan. 20

INSIDE THE SERIES - OREGON

Series History	Stanford leads, 95-57
Streak.....	L1
Last 5 Meetings.....	1-4
Last 10 Meetings.....	3-7
Under Jerod Haase.....	3-7
Jerod Haase vs. Dana Altman	3-7
Biggest Win	32, 1919-20
Biggest Loss	25, 1977-78
Most Points Scored.....	100, 2000-01
Most Points Allowed	92, 1969-70

STANFORD QUICK FACTS

Stanford University	
Enrollment (undergraduate).....	7,645
Enrollment (total).....	16,937
Home Arena	Maples Pavilion
Opened	1968
Capacity	7,233
Record at Maples.....	569-235 (.708)
Conference Record at Maples	287-182 (.613)
Anne and Tony Joseph Director of Men's Basketball	Jerod Haase
Alma Mater	Kansas '97
Record at Stanford	104-102 (7th year)
Overall	184-157 (11th year)
James C. Gaither Assistant Men's Basketball Coach	Jesse Pruitt (7th year)
Oscar da Silva Assistant Men's Basketball Coach	Rob Ehsan (2nd year)
Assistant Coach	Brandon Dunson (1st year)
Assistant AD - MBB Ops	David Berkun (7th year)
Player Development	Nate Britt II (1st year)
Athletic Trainer	Dominic Vincentini (7th year)
Sports Performance	Mike Chatman (4th year)
Assistant to the Head Coach	Jack Frost (4th year)
Asst. Operations Director	Michael Reutt (2nd Year)
First Season	1913-14 (105th season)
All-Time Record	1,588-1,214 (.568)
NCAA Championships	1 (1942)
NCAA Final Four	2 (1942, 1998)
NCAA Appearances ..	17 (1942, '89, '92, '95, '96, '97, '98, '99, '00, '01, '02, '03, '04, '05, '07, '08, '14)
NIT Championships	3 (1991, 12, '15)
NIT Appearances ..	9 (1988, '90, '91, '94, '06, '12, '13, '15, '18)
Conference Championships	7 (1920 (PCC), '21(PCC), '63 (co-AAWU), 1999, '00, '01, '04)
Pac-12 Championships	4 (1999, '00, '01, '04)

STANFORD IN 2022-23 WHEN...

Overall.....	6-12
Pac-12	1-7
Non-Conference	5-5
Home Games	4-4
On The Road	0-4
On Neutral Courts.....	2-4
vs. AP Ranked Opponents.....	0-3
vs. Coaches Ranked Opponents	0-3
When Leading At Halftime	5-2
When Trailing At Halftime	1-10
When Tied At Halftime	0-0
In Overtime.....	0-0
When Scoring Less Than 60 Points	0-3
When Scoring 60-69 Points	1-7
When Scoring 70-79 Points	2-2
When Scoring 80+ Points	3-0
When Opponent Scores Less Than 40 Points.....	0-0
When Opponent Scores 40-49 Points	3-0
When Opponent Scores 50-59 Points	0-1
When Opponent Scores 60-69 Points.....	2-3
When Opponent Scores 70+ Points	1-8
When Shooting 50% or Better	3-1
When Shooting Under 50%.....	3-11
When Shooting 35% or Better From 3	4-2
When Shooting Under 35% From 3	2-10
When Shooting 75% or Better From FT Line.....	2-3
When Shooting Under 75% From FT Line	4-9
When Outrebounding Opponent.....	6-5
When Being Outrebounded	0-7
When Rebounds are Even	0-0
When Committing Less Than 15 Turnovers	5-6
When Committing 15 or More Turnovers	1-6
In Games Decided By 1-3 Points	0-2
In Games Decided By 4-9 Points	0-4
In Games Decided By 10-19 Points	3-5
In Games Decided By 20 Or More Points	3-1
In Morning Games	1-1
In Afternoon Games.....	1-3
In Night Games	4-8
On Monday	1-0
On Tuesday.....	0-1
On Wednesday.....	0-0
On Thursday	2-4
On Friday	3-2
On Saturday.....	0-2
On Sunday	0-3
November	3-4
December	2-5
January.....	1-3
February	0-0
March	0-0
When Wearing White	4-3
When Wearing Cardinal.....	0-3
When Wearing Black	0-5
When Wearing Gray.....	2-1

BY THE NUMBERS

DOUBLE-DOUBLES	2022-23	CAREER
Harrison Ingram	-	5
Maxime Raynaud	-	1
Brandon Angel	-	1
James Keefe	-	1
20+ POINT GAMES	2022-23	CAREER
Spencer Jones	1	8
Michael Jones	1	3
Harrison Ingram	1	2
Brandon Angel	1	1
Maxime Raynaud	1	1
Michael O'Connell	-	1
DOUBLE-DIGIT POINTS	2022-23	CAREER
Spencer Jones	14	50
Michael Jones	9	38
Harrison Ingram	7	24
Brandon Angel	6	17
Maxime Raynaud	6	11
Max Murrell	3	4
Isa Silva	2	3
Ryan Agarwal	2	2
Michael O'Connell	1	17
James Keefe	1	6
Jarvis Moss	1	1
DOUBLE-DIGIT REBOUNDS	2022-23	CAREER
Harrison Ingram	-	6
James Keefe	-	4
Maxime Raynaud	-	1
Brandon Angel	-	1
DOUBLE-DIGIT ASSISTS	2022-23	CAREER
N/A		
LED STANFORD IN SCORING (includes ties)	2022-23	CAREER
Spencer Jones	8	25
Michael Jones	5	5
Harrison Ingram	3	11
Brandon Angel	2	8
Maxime Raynaud	1	3
Max Murrell	1	2
Ryan Agarwal	1	1
Michael O'Connell	-	3
Isa Silva	-	1
James Keefe	-	1
LED STANFORD IN REBOUNDING (includes ties)	2022-23	CAREER
James Keefe	6	17
Harrison Ingram	5	20
Maxime Raynaud	5	8
Spencer Jones	4	13
Brandon Angel	1	4
Max Murrell	1	2
Michael O'Connell	-	3
LED STANFORD IN ASSISTS (includes ties)	2022-23	CAREER
Harrison Ingram	9	24
Michael Jones	4	4
Michael O'Connell	3	33
Isa Silva	2	5
Brandon Angel	1	1
Spencer Jones	-	7
Maxime Raynaud	-	2
James Keefe	-	2
Max Murrell	-	1

2022-23 STANFORD TEAM HIGHS

Points	88, vs. Pacific (11-7-22)
FG made	33, vs. Green Bay (12-16-22)
FG att.	70, at Washington (1-12-23)
FG%	60.4, vs. Pacific (11-7-22)
3-pt. FG made	14, vs. Cal Poly (11-18-22)
3-pt. FG att.	33, vs. Memphis (11-27-22)
FT made	22, twice
FT att.	34, vs. Pacific (11-7-22)
Rebounds	44, vs. Florida State (11-25-22)
Assists	18, three times
Steals	11, twice
Blocks	9, vs. Wisconsin (11-11-22)
Fewest Turnovers	6, vs. Utah (12-31-22)
Fewest Fouls	13, twice
First Half pts.	47, vs. Cal Poly (11-18-22)
Second Half pts.	49, vs. Florida State (11-25-22)

2022-23 STANFORD TEAM LOWS

Points	48, vs. Memphis (11-27-22)
FG made	17, twice
FG att.	46, vs. Texas (12-18-22)
FG%	29.3, vs. Memphis (11-27-22)
3-pt. FG made	1, vs. Wisconsin (11-11-22)
3-pt. FG att.	13, vs. Loyola Chicago (12-22-22)
FT made	3, vs. Utah (12-31-22)
FT att.	6, vs. Memphis (11-27-22)
Rebounds	24, vs. UCLA (12-1-22)
Assists	6, vs. Wisconsin (11-11-22)
Steals	3, twice
Blocks	0, twice
Most Turnovers	18, vs. Texas (12-18-22)
Most Fouls	22, vs. Cal Poly (11-18-22)
First Half pts.	20, twice
Second Half pts.	25 at Washington State (1-14-23)

2022-23 OPPONENT TEAM HIGHS

Points	92, at California (1-6-23)
FG made	33, at Washington (1-12-23)
FG att.	67, vs. Pacific (11-7-22)
FG%	59.3, twice
3-pt. FG made	16, at California (1-6-23)
3-pt. FG att.	30, vs. Pacific (11-7-22)
FT made	19, vs. Utah (12-31-22)
FT att.	23, vs. Utah (12-31-22)
Rebounds	41, vs. Arizona State (12-4-22)
Assists	22, vs. Texas (12-18-22)
Steals	11, twice
Blocks	9, at Washington (1-12-23)
Fewest Turnovers	6, at Washington State (1-14-23)
Fewest Fouls	11, vs. Memphis (11-27-22)
First Half pts.	50, vs. UCLA (12-1-22)
Second Half pts.	47, at California (1-6-23)

2022-23 OPPONENT TEAM LOWS

Points	40, vs. Green Bay (12-16-22)
FG made	12, vs. Cal Poly (11-18-22)
FG att.	40, vs. Utah (12-31-22)
FG%	26.5, vs. Green Bay (12-16-22)
3-pt. FG made	4, three times
3-pt. FG att.	11, vs. Ole Miss (11-24-22)
FT made	6, at Washington State (1-14-23)
FT att.	9, vs. Loyola Chicago (12-22-22)
Rebounds	25, twice
Assists	5, vs. Cal Poly (11-18-22)
Steals	3, twice
Blocks	1, four times
Most Turnovers	27, vs. Green Bay (12-16-22)
Most Fouls	24, vs. Pacific (11-7-22)
First Half pts.	19, twice
Second Half pts.	21, vs. Green Bay (12-16-22)

THE LAST TIME - TEAM

Scored 100 points

Stanford 104, vs. UCLA (2-16-19)
Opponent 108, vs. Florida (11-23-17)

Scored less than 50 points

Stanford 48, vs. Memphis (11-27-22)
Opponent 46, vs. Oregon State (1-19-23)

Scored less than 40 points

Stanford 39, at California (2-26-22)
Opponent 38, vs. Carroll College (12-27-15)

Overtime game

Stanford win vs. Dartmouth (89-78 on 12-16-21)
Stanford loss at Washington State (85-76 in 3OT on 2-20-21)

Double Overtime game

Stanford win vs. UCLA (107-99 in 2OT on 1-4-18)
Stanford loss at Washington State (85-76 in 3OT on 2-20-21)

Three or More Overtimes

Stanford win at Oregon State (103-101 in 4OT on 1-7-12)
Stanford loss at Washington State (85-76 in 3OT on 2-20-21)

40-point win

Stanford Stanford 85, Green Bay 40 (12-16-22)
Opponent Oregon State 81, Stanford 38 (1-11-82)

50-point win

Stanford Stanford 111, Harvard 56 (11-9-07)
Opponent never

60 points in a half

Stanford 63 (1st half), vs. Harvard (11-9-07)
Opponent 60 (2nd half), at USC (1-26-02)

Between 16-20 points in a half

Stanford 20 (1st half), vs. Memphis (11-27-22)
Opponent 20 (1st half), vs. Loyola Chicago (12-22-22)

15 points or less in a half

Stanford 12 (1st half), at California (2-26-22)
Opponent 15 (1st half), Washington State (2-28-19)

50 rebounds by a team

Stanford 51, vs. North Carolina A&T (11-23-21)
Opponent 51, Portland State (11-28-18)

12 or more three-pointers in a game

Stanford 14, vs. Cal Poly (11-18-22)
Opponent 16, at California (1-6-23)

10 or more steals in a game

Stanford 10, vs. Colorado (12-29-22)
Opponent 10, vs. Florida State (11-25-22)

25 turnovers in a game

Stanford 28, vs. Portland State (11-26-17)
Opponent 27, vs. Green Bay (12-16-22)

Five players scoring in double digits

Stanford 5, at Washington State (2-20-21)
Opponent 5, at Washington (1-12-23)

More than five players scoring in double digits

Stanford 6, vs. Green Bay (11-13-15)
Opponent 6, at Colorado (3-2-17)

THE LAST TIME - INDIVIDUAL

Player recorded a double-double

Stanford James Keefe (16 pts/10 reb), vs. Arizona State (3-9-22)
Opponent Keion Brooks Jr. (19 pts/11 reb), at Washington (1-12-23)

Two players recorded a double-double

Stanford Oscar da Silva (17 pts/10 reb)/Ziaire Williams (12 pts/12 reb/10 ast), vs. Washington (1-7-21)
Opponent Branden Carlsen (14 pts/12 rebs), Riley Battin (11 pts/10 rebs), at Utah (2-6-20)

Player recorded a triple-double

Stanford Ziaire Williams (12 pts/12 reb/10 ast), vs. Washington (1-7-21)
Opponent Kyle Weaver (14 pts/13 reb/10 ast), vs. Washington State (1-13-07)

Game decided by buzzer-beater

Stanford win James Keefe, vs. Arizona State (3-9-22)
Stanford loss Lamont Jones, vs. Arizona (2-27-10)

30 points

Stanford Michael Jones (31), vs. Pacific (11-7-22)
Opponent KJ Simpson (31), vs. Colorado (12-29-22)

40 points

Stanford Casey Jacobsen (41), vs. Oregon (2-7-02)
Opponent Darius McGhee (41), vs. Liberty (12-23-21)

Two players with 20 or more points

Stanford Michael Jones (31)/Maxime Raynaud (22), vs. Pacific (11-7-22)
Opponent Christian Koloko (24)/Benedict Mathurin (20), vs. Arizona (3-10-22)

Three players with 20 or more points

Stanford Brown (21)/Randle (21)/Nastic (20), vs. Arizona State (1-24-15)
Opponent Moore (25)/Brown (23)/Carmichael (21), vs. Illinois State (3-19-12)

No double-digit scorer

Stanford vs. Arizona (1-20-22)
Opponent vs. Carroll College (12-27-15)

12 field goals

Stanford Oscar da Silva (12), at North Carolina A&T (12-6-20)
Opponent Jaime Jaquez Jr. (12), vs. UCLA (12-1-22)

7 three-pointers

Stanford Tyrell Terry (7) vs. Utah (2-26-20)
Opponent Darius McGhee (7), vs. Liberty (12-23-21)

15 free throws

Stanford Reid Travis (19), at Kansas (12-3-16)
Opponent Jared Cunningham (15), vs. Oregon State (3-9-11)

15 rebounds

Stanford Oscar da Silva (15), vs. Oregon (2-1-20)
Opponent Jaden McDaniels (15), Washington (1-9-20)

20 rebounds

Stanford Michael Humphrey (20), at Oklahoma State (3-19-18)
Opponent Andre Roberson (20), at Colorado (1-24-13)

Three players with 10 or more rebounds

Stanford Travis (12)/R. Allen (10)/Pickens (10), vs. Villanova (11-26-15)
Opponent McCoy (12)/Bailey (11)/Johnson (10), vs. UCLA (1-17-98)

10 assists

Stanford Ziaire Williams (10), vs. Washington (1-7-21)
Opponent James Akinjo (11), at Baylor (11-20-21)



#1 ISA SILVA

Sophomore | Guard | 6-4 | 190

Sacramento, Calif. | Jesuit | Undeclared

Three things to know...

1: Consensus four-star recruit, rated No. 53 nationally by ESPN, No. 66 by 247Sports and No. 73 by Rivals

2: True point guard with an excellent feel for the game and high basketball IQ

3: Five relatives graduated from Stanford, and cousin, Josue, is a walk-on and former manager for the team. Grandfather, Rafael, had his oral history as a bracero immigrant archived at Stanford's Special Collections and University Archives

Career Accolades: N/A

Trending: Shot 50% from 3-point range as a freshman, was the 2nd-best mark in program history by a freshman (min. 25 attempts) ... Started five games, averaging 5.2 points per game as a starter ... Double-digit scorer in consecutive games on Dec. 31 vs. Utah and Jan. 6 vs. Cal, and tied his career high against Cal with 12 points.

SILVA'S CAREER HIGHS

Points..... 12, twice
 FG..... 5, twice
 FGA..... 9, twice
 3FG..... 2, three times
 3FGA..... 4, twice
 FT..... 4, at California 1/6/23
 FTA..... 6, at California 1/6/23
 Rebounds..... 4, three times
 Assists.....5, vs. Valparaiso 11/17/21
 Blocks.....1, three times
 Steals.....3, twice
 Minutes..... 25, at California 1/6/23

SILVA'S SEASON HIGHS

Points..... 12, at California 1/6/23
 FG..... 5, vs. Utah 12/31/22
 FGA..... 9, at California 1/6/23
 3FG..... 1, three times
 3FGA..... 4, vs. Memphis 11/27/22
 FT..... 4, at California 1/6/23
 FTA..... 6, at California 1/6/23
 Rebounds..... 4, vs. Cal Poly 11/18/22
 Assists.....4, vs. Green Bay 12/16/22
 Blocks..... -
 Steals.....1, five times
 Minutes..... 25, at California 1/6/23

ESPN Events Invitational: 4.7 pts, 1.3 ast per game

2022-23 GAME-BY-GAME

Opponent	Date	GS	Min	FG-FGA	Pct	3FG-FGA	Pct	FT-FTA	Pct	O/D/T	Avg	PF	FO	A/T	B	S	P	Avg
PACIFIC	11/07/22		16	0-0	.000	0-0	.000	0-0	.000	0/0/0	0.0	2	0	0/1	0	0	0	0.0
vs Wisconsin	11/11/22		12	1-1	1.000	0-0	.000	1-2	.500	0/0/0	0.0	4	0	0/1	0	1	3	1.5
SAN DIEGO ST.	11/15/22		16	2-5	.400	0-1	.000	1-1	1.000	0/0/0	0.0	3	0	2/2	0	0	5	2.7
CAL POLY	11/18/22	*	18	2-3	.667	0-1	.000	0-0	.000	0/4/4	1.0	3	0	2/1	0	1	4	3.0
vs Ole Miss	11/24/22	*	19	3-7	.429	0-0	.000	0-0	.000	0/0/0	0.8	2	0	2/2	0	1	6	3.6
vs Florida St.	11/25/22	*	18	1-2	.500	0-1	.000	0-0	.000	0/0/0	0.7	3	0	1/1	0	0	2	3.3
vs Memphis	11/27/22	*	16	1-5	.200	1-4	.250	3-4	.750	0/2/2	0.9	1	0	1/2	0	1	6	3.7
UCLA	12/01/22	*	22	3-8	.375	1-3	.333	1-2	.500	0/1/1	0.9	3	0	1/1	0	0	8	4.3
at Arizona St.	12/04/22		11	0-1	.000	0-0	.000	0-0	.000	0/0/0	0.8	4	0	1/3	0	0	0	3.8
GREEN BAY	12/16/22		15	0-3	.000	0-1	.000	2-2	1.000	0/1/1	0.8	0	0	4/0	0	1	2	3.6
vs Texas	12/18/22		3	0-1	.000	0-1	.000	0-0	.000	0/0/0	0.7	0	0	0/0	0	0	0	3.3
vs Loyola Chicago	12/22/22		10	1-2	.500	0-0	.000	0-0	.000	0/1/1	0.8	3	0	0/2	0	0	2	3.2
COLORADO	12/29/22		12	0-1	.000	0-0	.000	2-2	1.000	0/0/0	0.7	1	0	1/0	0	0	2	3.1
UTAH	12/31/22		19	5-6	.833	1-1	1.000	0-1	.000	0/1/1	0.7	0	0	2/0	0	0	11	3.6
at California	01/06/23		25	4-9	.444	0-2	.000	4-6	.667	0/1/1	0.7	2	0	2/1	0	0	12	4.2
at Washington	01/12/23		10	0-2	.000	0-0	.000	0-0	.000	0/0/0	0.7	0	0	3/1	0	0	0	3.9
at Washington St.	01/14/23	DNP																
OREGON ST.	01/19/23		14	1-3	.333	0-1	.000	1-2	.500	0/0/0	0.6	4	0	2/1	0	0	3	3.9

CAREER STATS

YEAR	GP	GS	MIN	AVG	FG	FGA	PCT	3-POINT			FT	FTA	PCT	REBOUNDING				PF	FO	AST	TO	BLK	STL	PTS	AVG
								FG	FGA	PCT				OFF	DEF	TOT	AVG								
2021-22	32	1	445	13.9	40	101	.396	19	38	.500	12	19	.632	7	28	35	1.1	49	0	38	52	3	20	111	3.5
2022-23	17	5	256	15.1	24	59	.407	3	16	.188	15	22	.682	0	11	11	0.6	35	0	24	19	0	5	66	3.9
TOTAL	49	6	701	14.3	64	160	.400	22	54	.407	27	41	.659	7	39	46	0.9	84	0	62	71	3	25	177	3.6



#2 ROY YUAN

Senior | Guard | 6-1 | 170

San Jose, Calif. | Saint Francis | Computer Science

Three things to know...

- 1: Started as a Stanford manager, elevated to the roster as a senior on Dec. 1, 2022
- 2: Son of Eric Yuan, the founder and CEO of Zoom
- 3: Scored over 1,000 points during his high school career at Harker High School and Saint Francis

Career Accolades: N/A

Trending: Made career debut against Green Bay (Dec. 16).

YUAN'S CAREER HIGHS

Points.....-
 FG.....-
 FGA..... 1, vs. Green Bay 12/16/22
 3FG.....-
 3FGA.....-
 FT.....-
 FTA.....-
 Rebounds.....-
 Assists.....-
 Blocks.....-
 Steals.....-
 Minutes.....2, vs. Green Bay 12/16/22

YUAN'S SEASON HIGHS

Points.....-
 FG.....-
 FGA..... 1, vs. Green Bay 12/16/22
 3FG.....-
 3FGA.....-
 FT.....-
 FTA.....-
 Rebounds.....-
 Assists.....-
 Blocks.....-
 Steals.....-
 Minutes.....2, vs. Green Bay 12/16/22

2022-23 GAME-BY-GAME

Opponent	Date	GS	Min	FG-FGA	Pct	3FG-FGA	Pct	FT-FTA	Pct	O/D/T	Avg	PF	FO	A/T	B	S	P	Avg	
PACIFIC	11/07/22	DNP																	
vs Wisconsin	11/11/22	DNP																	
SAN DIEGO ST.	11/15/22	DNP																	
CAL POLY	11/18/22	DNP																	
vs Ole Miss	11/24/22	DNP																	
vs Florida St.	11/25/22	DNP																	
vs Memphis	11/27/22	DNP																	
UCLA	12/01/22	DNP																	
at Arizona St.	12/04/22	DNP																	
GREEN BAY	12/16/22		2	0-1	.000	0-0	.000	0-0	.000	0/0/0	0.0	0	0	0/0	0	0	0	0.0	
vs Texas	12/18/22	DNP																	
vs Loyola Chicago	12/22/22	DNP																	
COLORADO	12/29/22	DNP																	
UTAH	12/31/22	DNP																	
at California	01/06/23	DNP																	
at Washington	01/12/23	DNP																	
at Washington St.	01/14/23	DNP																	
OREGON ST.	01/19/23		1	0-0	.000	0-0	.000	0-0	.000	0/0/0	0.0	0	0	0/0	0	0	0	0.0	

CAREER STATS

YEAR	GP	GS	MIN	AVG	FG	FGA	PCT	3-POINT			FT	FTA	PCT	REBOUNDING							PTS	AVG			
								FG	FGA	PCT				OFF	DEF	TOT	AVG	PF	FO	AST			TO	BLK	STL
2022-23	2	0	3	1.5	0	1	.000	0	0	.000	0	0	.000	0	0	0	0.0	0	0	0	0	0	0	0	0.0
TOTAL	2	0	3	1.5	0	1	.000	0	0	.000	0	0	.000	0	0	0	0.0	0	0	0	0	0	0	0	0.0



#3 JARVIS MOSS

Sophomore | Guard | 6-4 | 200

Concord, N.C. | Cannon School | Undeclared

Three things to know...

- 1: All-around guard and one of the best shooters in the 2021 recruiting class
- 2: Consensus three-star recruit, averaged 26 points per game as a senior for Cannon
- 3: Led Cannon to back-to-back NCASAA state championships

Career Accolades: N/A

Trending: Scored a career-best 10 points on 4-for-5 shooting and two triples against Green Bay (Dec. 16) ... 5-for-8 (62.5%) from 3-point range over his last five appearances.

MOSS' CAREER HIGHS

Points..... 10, vs. Green Bay 12/16/22
 FG..... 4, vs. Green Bay 12/16/22
 FGA..... 5, vs. Green Bay 12/16/22
 3FG..... 2, twice
 3FGA..... 3, vs. Green Bay 12/16/22
 FT..... -
 FTA..... -
 Rebounds..... 3, vs. Cal Poly 11/18/22
 Assists..... 1, twice
 Blocks..... 1, vs. Utah 12/31/22
 Steals..... 1, vs. Oregon State 1/19/23
 Minutes..... 8, twice

MOSS' SEASON HIGHS

Points..... 10, vs. Green Bay 12/16/22
 FG..... 4, vs. Green Bay 12/16/22
 FGA..... 5, vs. Green Bay 12/16/22
 3FG..... 2, twice
 3FGA..... 3, vs. Green Bay 12/16/22
 FT..... -
 FTA..... -
 Rebounds..... 3, vs. Cal Poly 11/18/22
 Assists..... 1, vs. Cal Poly 11/18/22
 Blocks..... 1, vs. Utah 12/31/22
 Steals..... 1, vs. Oregon State 1/19/23
 Minutes..... 8, twice

2022-23 GAME-BY-GAME

Opponent	Date	GS	Min	FG-FGA	Pct	3FG-FGA	Pct	FT-FTA	Pct	O/D/T	Avg	PF	FO	A/T	B	S	P	Avg
PACIFIC	11/07/22		8	0-3	.000	0-2	.000	0-0	.000	0/2/2	2.0	0	0	0/0	0	0	0	0.0
vs Wisconsin	11/11/22	DNP																
SAN DIEGO ST.	11/15/22	DNP																
CAL POLY	11/18/22		6	0-4	.000	0-2	.000	0-0	.000	1/2/3	2.5	1	0	1/0	0	0	0	0.0
vs Ole Miss	11/24/22	DNP																
vs Florida St.	11/25/22	DNP																
vs Memphis	11/27/22		5	2-3	.667	2-2	1.000	0-0	.000	0/0/0	1.7	0	0	0/0	0	0	6	2.0
UCLA	12/01/22	DNP																
at Arizona St.	12/04/22	DNP																
GREEN BAY	12/16/22		8	4-5	.800	2-3	.667	0-0	.000	0/1/1	1.5	0	0	0/0	0	0	10	4.0
vs Texas	12/18/22	DNP																
vs Loyola Chicago	12/22/22	DNP																
COLORADO	12/29/22	DNP																
UTAH	12/31/22		6	1-3	.333	1-2	.500	0-0	.000	0/1/1	1.4	1	0	0/0	1	0	3	3.8
at California	01/06/23		1	0-0	.000	0-0	.000	0-0	.000	0/0/0	1.2	0	0	0/0	0	0	0	3.2
at Washington	01/12/23	DNP																
at Washington St.	01/14/23	DNP																
OREGON ST.	01/19/23		1	0-1	.000	0-1	.000	0-0	.000	0/2/2	1.3	0	0	0/0	0	1	0	2.7

CAREER STATS

YEAR	GP	GS	MIN	AVG	FG	FGA	PCT	3-POINT			FT	FTA	PCT	REBOUNDING							PTS	AVG			
								FG	FGA	PCT				OFF	DEF	TOT	AVG	PF	FO	AST			TO	BLK	STL
2021-22	5	0	13	2.6	0	7	.000	0	5	.000	0	0	.000	0	1	1	0.2	1	0	1	1	0	0	0	0.0
2022-23	7	0	35	5.0	7	19	.368	5	12	.417	0	0	.000	1	8	9	1.3	2	0	1	0	1	1	19	2.7
TOTAL	12	0	48	4.0	7	26	.269	5	17	.294	0	0	.000	1	9	10	0.8	3	0	2	1	1	1	19	1.6



#5 MICHAEL O'CONNELL

Junior | Guard | 6-2 | 195

Mineola, N.Y. | Blair Academy (N.J.) | Economics

Three things to know...

1: First prospect since recruiting databases began to be rated a top-100 recruit in both basketball (247 Sports) and lacrosse (Inside Lacrosse) at the time of his signing.

2: Was committed to Maryland for lacrosse before electing to play basketball at Stanford

3: Ranks third in the Pac-12 among returning guards conference wide in assists per game (3.6).

Career Accolades: CoSIDA Academic All-District (2022) ... Pac-12 Freshman of the Week (Feb. 1, 2021) ... Pac-12 Academic Honor Roll (2022)

Trending: Season-high four assists on three occasions ... Stanford is 11-3 in O'Connell's career when he has five or more assists ... Season-high 10 points against Loyola Chicago (Dec. 22) ... Second on the team in steals.

O'CONNELL'S CAREER HIGHS

Points 20, vs. USC 2/2/21
 FG 7, twice
 FGA 13, at Santa Clara 11/12/19
 3FG 4, at Arizona 3/3/22
 3FGA 6, at Arizona 3/3/22
 FT 8, at Arizona State 1/30/21
 FTA 8, twice
 Rebounds 9, vs. California 2/7/21
 Assists 8, twice
 Blocks 1, four times
 Steals 4, twice
 Minutes 52, at Washington State 2/20/21

O'CONNELL'S SEASON HIGHS

Points 10, vs. Loyola Chicago 12/22/22
 FG 3, five times
 FGA 8, at Arizona State 12/4/22
 3FG 1, twice
 3FGA 3, twice
 FT 4, vs. Loyola Chicago 12/22/22
 FTA 4, vs. Loyola Chicago 12/22/22
 Rebounds 5, vs. Wisconsin 11/11/22
 Assists 4, three times
 Blocks -
 Steals 3, vs. Colorado 12/29/22
 Minutes 34, at Washington State 1/14/23

ESPN Events Invitational: 4.0 pts, 1.7 reb, 1.0 ast per game

2022-23 GAME-BY-GAME

Opponent	Date	GS	Min	FG-FGA	Pct	3FG-FGA	Pct	FT-FTA	Pct	O/D/T	Avg	PF	FO	A/T	B	S	P	Avg
PACIFIC	11/07/22	*	25	3-5	.600	1-3	.333	2-2	1.000	0/2/2	2.0	2	0	4/2	0	1	9	9.0
vs Wisconsin	11/11/22	*	28	1-5	.200	0-1	.000	1-1	1.000	1/4/5	3.5	2	0	2/1	0	2	3	6.0
SAN DIEGO ST.	11/15/22	*	22	0-2	.000	0-2	.000	1-2	.500	1/1/2	3.0	4	0	1/2	0	1	1	4.3
CAL POLY	11/18/22	*	22	1-3	.333	0-0	.000	0-0	.000	1/1/2	2.8	1	0	2/2	0	2	2	3.8
vs Ole Miss	11/24/22	*	16	1-3	.333	0-1	.000	2-2	1.000	0/1/1	2.4	0	0	0/0	0	1	4	3.8
vs Florida St.	11/25/22	*	22	3-5	.600	0-1	.000	0-0	.000	0/4/4	2.7	1	0	3/4	0	1	6	4.2
vs Memphis	11/27/22	*	12	1-2	.500	0-1	.000	0-0	.000	0/0/0	2.3	1	0	0/4	0	0	2	3.9
UCLA	12/01/22	*	20	0-3	.000	0-0	.000	0-0	.000	0/1/1	2.1	0	0	2/1	0	1	0	3.4
at Arizona St.	12/04/22	*	29	2-8	.250	1-3	.333	2-2	1.000	1/0/1	2.0	0	0	3/1	0	1	7	3.8
GREEN BAY	12/16/22	*	15	3-3	1.000	0-0	.000	0-0	.000	1/3/4	2.2	2	0	1/1	0	0	6	4.0
vs Texas	12/18/22	*	22	1-3	.333	0-0	.000	1-1	1.000	1/3/4	2.4	0	0	3/1	0	0	3	3.9
vs Loyola Chicago	12/22/22	*	23	3-6	.500	0-0	.000	4-4	1.000	1/3/4	2.5	2	0	2/1	0	0	10	4.4
COLORADO	12/29/22	*	22	3-6	.500	0-0	.000	1-2	.500	0/3/3	2.5	2	0	0/3	0	3	7	4.6
UTAH	12/31/22	*	12	0-1	.000	0-0	.000	0-0	.000	0/1/1	2.4	1	0	0/0	0	1	0	4.3
at California	01/06/23	*	14	1-3	.333	0-1	.000	0-0	.000	0/0/0	2.3	1	0	4/0	0	1	2	4.1
at Washington	01/12/23	*	27	2-4	.500	0-0	.000	1-2	.500	1/1/2	2.3	2	0	2/2	0	0	5	4.2
at Washington St.	01/14/23	*	34	1-5	.200	0-2	.000	0-0	.000	0/1/1	2.2	1	0	2/2	0	2	2	4.1
OREGON ST.	01/19/23	*	30	0-5	.000	0-2	.000	2-2	1.000	1/2/3	2.2	2	0	4/0	0	1	2	3.9

CAREER STATS

YEAR	GP	GS	MIN	AVG	FG	FGA	PCT	3-POINT			FT	FTA	PCT	REBOUNDING					PF	FO	AST	TO	BLK	STL	PTS	AVG
								FG	FGA	PCT				OFF	DEF	TOT	AVG									
2020-21	25	18	666	26.6	59	126	.468	12	36	.333	37	47	.787	11	64	75	3.0	37	1	71	39	3	32	167	6.7	
2021-22	31	30	822	26.5	86	229	.376	24	83	.289	23	40	.575	9	75	84	2.7	52	0	111	63	1	32	219	7.1	
2022-23	18	13	395	21.9	26	72	.361	2	17	.118	17	20	.850	9	31	40	2.2	24	0	35	27	0	18	71	3.9	
TOTAL	74	61	1883	25.4	171	427	.400	38	136	.279	77	107	.720	29	170	199	2.7	113	1	217	129	4	82	457	6.2	



#10 MAX MURRELL

Junior | Forward | 6-9 | 225

Omaha, Neb. | Millard North | Computer Science

Three things to know...

- 1: 247Sports (#79) and Rivals (#116) four-star recruit. Ranked 14th and 23rd nationally at his position, respectively.
- 2: Reached Nebraska state championship game with Millard North. Broke school record for blocks in a game, season and career, and career field goal percentage.
- 3: Selected Stanford over Creighton, Iowa, Minnesota and TCU.

Career Accolades: Pac-12 Academic Honor Roll (2022)

Trending: Second on the team in 3-point percentage (46.7%) ... Had 15 points and six rebounds against Cal Poly (Nov. 18) ... Led the nation in free throws made without a miss (16-for-16) as a freshman in 2020-21, is an 85.1% FT shooter for his career ... Shooting a slash of 51/47/86 on the season, and a slash of 62/50/100 over his last seven games ... Double-digit scorer in two of his last three appearances.

MURRELL'S CAREER HIGHS

Points 18, vs. North Carolina A&T 11/23/21
 FG 6, vs. North Carolina A&T 11/23/21
 FGA 8, vs. North Carolina A&T 11/23/21
 3FG 4, twice
 3FGA 6, twice
 FT 4, twice
 FTA 6, at Washington 1/15/22
 Rebounds 6, vs. Cal Poly 11/18/22
 Assists 3, vs. Arizona 3/10/22
 Blocks 3, at Arizona State 12/4/22
 Steals 2, vs. Arizona 3/10/22
 Minutes 21, three times

MURRELL'S SEASON HIGHS

Points 15, vs. Cal Poly 11/18/22
 FG 4, twice
 FGA 7, twice
 3FG 4, vs. Cal Poly 11/18/22
 3FGA 6, at Arizona State 12/4/22
 FT 3, vs. Cal Poly 11/18/22
 FTA 4, vs. Cal Poly 11/18/22
 Rebounds 6, vs. Cal Poly 11/18/22
 Assists 2, vs. Green Bay 12/16/22
 Blocks 3, at Arizona State 12/4/22
 Steals 1, six times
 Minutes 21, vs. Cal Poly 11/18/22

ESPN Events Invitational: 3.3 pts, 3.7 reb per game

2022-23 GAME-BY-GAME

Opponent	Date	GS	Min	FG-FGA	Pct	3FG-FGA	Pct	FT-FTA	Pct	O/D/T	Avg	PF	FO	A/T	B	S	P	Avg
PACIFIC	11/07/22		15	0-0	.000	0-0	.000	2-2	1.000	0/3/3	3.0	0	0	1/2	0	1	2	2.0
vs Wisconsin	11/11/22		4	0-0	.000	0-0	.000	2-3	.667	0/0/0	1.5	1	0	0/0	0	0	2	2.0
SAN DIEGO ST.	11/15/22		11	2-2	1.000	1-1	1.000	0-0	.000	1/0/1	1.3	1	0	0/1	1	0	5	3.0
CAL POLY	11/18/22		21	4-7	.571	4-5	.800	3-4	.750	1/5/6	2.5	2	0	1/0	0	1	15	6.0
vs Ole Miss	11/24/22		18	1-4	.250	0-1	.000	0-0	.000	0/5/5	3.0	3	0	1/0	0	1	2	5.2
vs Florida St.	11/25/22		9	0-1	.000	0-1	.000	2-2	1.000	1/0/1	2.7	1	0	1/0	0	0	2	4.7
vs Memphis	11/27/22		18	2-5	.400	2-4	.500	0-0	.000	1/4/5	3.0	0	0	0/1	0	1	6	4.9
UCLA	12/01/22		17	0-0	.000	0-0	.000	0-0	.000	1/0/1	2.8	0	0	0/0	1	0	0	4.3
at Arizona St.	12/04/22		18	2-7	.286	1-6	.167	0-0	.000	0/4/4	2.9	2	0	1/0	3	1	5	4.3
GREEN BAY	12/16/22		18	3-4	.750	0-1	.000	1-1	1.000	0/1/1	2.7	0	0	2/0	2	0	7	4.6
vs Texas	12/18/22		9	1-1	1.000	1-1	1.000	0-0	.000	0/0/0	2.5	1	0	0/0	0	1	3	4.5
vs Loyola Chicago	12/22/22		9	1-1	1.000	0-0	.000	0-0	.000	0/1/1	2.3	1	0	0/0	0	0	2	4.3
COLORADO	12/29/22		3	0-0	.000	0-0	.000	0-0	.000	0/0/0	2.2	1	0	0/0	0	0	0	3.9
UTAH	12/31/22		14	4-6	.667	2-3	.667	0-0	.000	0/1/1	2.1	4	0	0/2	0	0	10	4.4
at California	01/06/23		20	1-3	.333	1-2	.500	0-0	.000	0/2/2	2.1	2	0	0/1	0	0	3	4.3
at Washington	01/12/23		18	3-6	.500	2-5	.400	2-2	1.000	0/0/0	1.9	2	0	0/2	0	0	10	4.6
at Washington St.	01/14/23																	
OREGON ST.	01/19/23																	

CAREER STATS

YEAR	GP	GS	MIN	AVG	FG	FGA	PCT	3-POINT			FT	FTA	PCT	REBOUNDING							PTS	AVG			
								FG	FGA	PCT				OFF	DEF	TOT	AVG	PF	FO	AST			TO	BLK	STL
2020-21	21	0	166	7.9	15	30	.500	2	9	.222	16	16	1.000	5	13	18	0.9	17	0	4	11	7	5	48	2.3
2021-22	32	5	319	10.0	26	86	.302	13	56	.232	12	17	.706	8	26	34	1.1	25	0	13	17	13	6	77	2.4
2022-23	16	0	222	13.9	24	47	.511	14	30	.467	12	14	.857	5	26	31	1.9	21	0	7	9	7	6	74	4.6
TOTAL	69	5	707	10.2	65	163	.399	29	95	.305	40	47	.851	18	65	83	1.2	63	0	24	37	27	17	199	2.9



#11 RYAN AGARWAL

Freshman | Guard | 6-6 | 190

Coppell, Texas | Coppell | Undeclared

Three things to know...

1: One of three Division I college basketball players of Indian descent, along with Ishaan Jagiasi (Penn State) and Amaan Sandhu (Monmouth)

2: Four-star wing by Rivals and ESPN, once rated as high as No. 84 nationally by Rivals

3: One of the top 3-point shooters in the 2022 recruiting class

Career Accolades: N/A

Trending: Third in Pac-12 in 3-point percentage (47.1%) ... Career-high 11 points vs. Green Bay (Dec. 16) ... Shooting 45.5 percent from 3-point range in Pac-12 play, which ranks fourth league-wide ... One of three players shooting at least 45 percent from 3-point range with at least 10 total makes in conference play, along with UCLA's Tyger Campbell and Oregon State's Jordan Pope ... Shooting 48.3 percent from deep over his last nine games.

AGARWAL'S CAREER HIGHS

Points..... 11, vs. Green Bay 12/16/22
 FG..... 4, vs. Green Bay 12/16/22
 FGA..... 7, at Washington 1/12/23
 3FG..... 3, three times
 3FGA..... 7, at Washington 1/12/23
 FT..... 1, at Washington 1/12/23
 FTA..... 2, at Washington 1/12/23
 Rebounds..... 2, twice
 Assists..... 1, three times
 Blocks..... -
 Steals..... 1, four times
 Minutes..... 16, vs. Green Bay 12/16/22

AGARWAL'S SEASON HIGHS

Points..... 11, vs. Green Bay 12/16/22
 FG..... 4, vs. Green Bay 12/16/22
 FGA..... 7, at Washington 1/12/23
 3FG..... 3, three times
 3FGA..... 7, at Washington 1/12/23
 FT..... 1, at Washington 1/12/23
 FTA..... 2, at Washington 1/12/23
 Rebounds..... 2, twice
 Assists..... 1, three times
 Blocks..... -
 Steals..... 1, four times
 Minutes..... 16, vs. Green Bay 12/16/22

2022-23 GAME-BY-GAME

Opponent	Date	GS	Min	FG-FGA	Pct	3FG-FGA	Pct	FT-FTA	Pct	O/D/T	Avg	PF	FO	A/T	B	S	P	Avg
PACIFIC	11/07/22		6	0-2	.000	0-2	.000	0-0	.000	0/1/1	1.0	0	0	0/2	0	1	0	0.0
vs. Wisconsin	11/11/22	DNP																
SAN DIEGO ST.	11/15/22	DNP																
CAL POLY	11/18/22		15	3-5	.600	2-3	.667	0-0	.000	0/1/1	1.0	2	0	1/1	0	0	8	4.0
vs Ole Miss	11/24/22		3	0-0	.000	0-0	.000	0-0	.000	0/0/0	0.7	0	0	0/0	0	0	0	2.7
vs Florida St.	11/25/22		2	0-0	.000	0-0	.000	0-0	.000	0/1/1	0.8	0	0	0/0	0	0	0	2.0
vs Memphis	11/27/22	DNP																
UCLA	12/01/22		15	3-6	.500	2-5	.400	0-0	.000	0/1/1	0.8	1	0	1/0	0	1	8	3.2
at Arizona St.	12/04/22		4	1-1	1.000	1-1	1.000	0-0	.000	0/0/0	0.7	0	0	0/2	0	0	3	3.2
GREEN BAY	12/16/22		16	4-6	.667	3-5	.600	0-0	.000	0/2/2	0.9	0	0	0/0	0	1	11	4.3
vs Texas	12/18/22		5	0-0	.000	0-0	.000	0-0	.000	0/0/0	0.8	1	0	0/0	0	1	0	3.8
vs Loyola Chicago	12/22/22		11	1-2	.500	1-2	.500	0-1	.000	0/0/0	0.7	1	0	1/1	0	0	3	3.7
COLORADO	12/29/22		11	3-4	.750	3-4	.750	0-0	.000	0/1/1	0.7	0	0	0/1	0	0	9	4.2
UTAH	12/31/22		7	1-3	.333	1-3	.333	0-0	.000	0/0/0	0.6	1	0	0/0	0	0	3	4.1
at California	01/06/23		8	0-2	.000	0-2	.000	0-0	.000	0/1/1	0.7	0	0	0/0	0	0	0	3.8
at Washington	01/12/23		15	3-7	.429	3-7	.429	1-2	.500	0/2/2	0.8	2	0	0/1	0	0	10	4.2
at Washington St.	01/14/23	DNP																
OREGON ST.	01/19/23	DNP																

CAREER STATS

YEAR	GP	GS	MIN	AVG	FG	FGA	PCT	3-POINT			FT	FTA	PCT	REBOUNDING					PF	FO	AST	TO	BLK	STL	PTS	AVG
								FG	FGA	PCT				OFF	DEF	TOT	AVG									
2022-23	13	0	118	9.1	19	38	.500	16	34	.471	1	3	.333	0	10	10	0.8	8	0	3	8	0	4	55	4.2	
TOTAL	13	0	118	9.1	19	38	.500	16	34	.471	1	3	.333	0	10	10	0.8	8	0	3	8	0	4	55	4.2	



#13 MICHAEL JONES

Graduate Student | Guard | 6-5 | 205

Woodbury, Minn. | Woodbury | Davidson | M.S. Statistics

Three things to know...

- 1: First graduate transfer in Stanford men's basketball history
- 2: Ended Davidson career ranked fifth in program history in 3-point percentage (40.3 %, minimum 120 made)
- 3: One of two returners in college basketball to have scored 400 points while shooting at least 46 percent from the floor, 42 percent from 3-point range and 84 percent from the free throw line (Isiah Mosley, Missouri) last season

Career Accolades: N/A

Trending: Scored a career-high 31 points in his Stanford debut against Pacific (Nov. 7), marking the best debut by a Stanford player on record. First 30-point game by a Stanford player since Jan. 4, 2021 (Oscar da Silva vs. Oregon State), and tied for the most in a single game by a Pac-12 player this season (along with Colorado's KJ Simpson) ... Reached NCAA Tournament with 10-seed Davidson in 2022 ... 10 steals over last 10 games (1.0 spg) ... Stanford is 3-1 when Jones has at last 15 points.

JONES' CAREER HIGHS

Points..... 31, vs. Pacific 11/7/22
 FG..... 9, twice
 FGA..... 15, vs. Pacific 11/7/22
 3FG..... 8, at Richmond 1/24/22
 3FGA.....12, vs. George Mason 1/25/20
 FT..... 10, vs. Pacific 11/7/22
 FTA..... 12, vs. Pacific 11/7/22
 Rebounds.....7, at Rhode Island 2/12/22
 Assists.....8, vs. East Carolina 11/21/21
 Blocks.....2, five times
 Steals.....3, five times
 Minutes..... 41, at George Washington 1/29/20

JONES' SEASON HIGHS

Points..... 31, vs. Pacific 11/7/22
 FG..... 9, vs. Pacific 11/7/22
 FGA..... 15, vs. Pacific 11/7/22
 3FG..... 4, twice
 3FGA..... 9, vs. Florida State 11/25/22
 FT..... 10, vs. Pacific 11/7/22
 FTA..... 12, vs. Pacific 11/7/22
 Rebounds.....6, at Washington 1/12/23
 Assists.....5, vs. UCLA 12/1/22
 Blocks..... 2, vs. Wisconsin 11/11/22
 Steals.....3, twice
 Minutes.....35, vs. Pacific 11/7/22

ESPN Events Invitational: 5.7 pts, 2.3 reb, 2.0 ast per game

2022-23 GAME-BY-GAME

Opponent	Date	GS	Min	FG-FGA	Pct	3FG-FGA	Pct	FT-FTA	Pct	O/D/T	Avg	PF	FO	A/T	B	S	P	Avg
PACIFIC	11/07/22	*	35	9-15	.600	3-8	.375	10-12	.833	0/5/5	5.0	2	0	3/0	0	1	31	31.0
vs Wisconsin	11/11/22	*	33	3-7	.429	0-2	.000	3-5	.600	1/3/4	4.5	2	0	1/2	2	0	9	20.0
SAN DIEGO ST.	11/15/22	*	27	0-4	.000	0-1	.000	0-1	.000	0/3/3	4.0	3	0	3/2	0	1	0	13.3
CAL POLY	11/18/22		20	4-6	.667	3-5	.600	4-5	.800	0/2/2	3.5	0	0	1/1	1	0	15	13.8
vs Ole Miss	11/24/22		25	2-7	.286	0-4	.000	3-3	1.000	0/4/4	3.6	1	0	4/1	0	0	7	12.4
vs Florida St.	11/25/22		25	3-11	.273	1-9	.111	3-4	.750	0/1/1	3.2	1	0	0/0	0	2	10	12.0
vs Memphis	11/27/22		25	0-7	.000	0-7	.000	0-0	.000	1/1/2	3.0	3	0	2/0	0	1	0	10.3
UCLA	12/01/22		27	3-9	.333	2-7	.286	2-3	.667	0/3/3	3.0	0	0	5/1	0	0	10	10.3
at Arizona St.	12/04/22		25	4-10	.400	2-6	.333	2-2	1.000	1/2/3	3.0	4	0	1/1	0	3	12	10.4
GREEN BAY	12/16/22		19	1-4	.250	1-4	.250	0-1	.000	1/2/3	3.0	3	0	2/1	0	3	3	9.7
vs Texas	12/18/22		28	5-10	.500	2-5	.400	5-7	.714	1/2/3	3.0	0	0	1/0	0	1	17	10.4
vs Loyola Chicago	12/22/22		24	4-6	.667	1-2	.500	3-4	.750	0/2/2	2.9	2	0	1/1	0	0	12	10.5
COLORADO	12/29/22		31	1-6	.167	0-1	.000	3-4	.750	0/2/2	2.8	2	0	4/1	0	1	5	10.1
UTAH	12/31/22	*	26	2-3	.667	1-2	.500	1-2	.500	0/1/1	2.7	2	0	2/0	0	0	6	9.8
at California	01/06/23	*	31	5-10	.500	4-8	.500	0-0	.000	1/2/3	2.7	0	0	3/1	0	1	14	10.1
at Washington	01/12/23		20	1-6	.167	0-4	.000	5-7	.714	3/3/6	2.9	0	0	2/1	1	1	7	9.9
at Washington St.	01/14/23		22	2-7	.286	1-3	.333	0-0	.000	0/0/0	2.8	3	0	0/0	0	0	5	9.6
OREGON ST.	01/19/23		25	6-9	.667	4-6	.667	2-2	1.000	1/2/3	2.8	1	0	2/3	0	0	18	10.1

CAREER STATS

YEAR	GP	GS	MIN	AVG	FG	FGA	PCT	3-POINT			FT	FTA	PCT	REBOUNDING				PF	FO	AST	TO	BLK	STL	PTS	AVG
								FG	FGA	PCT				OFF	DEF	TOT	AVG								
2019-20	26	21	591	22.7	50	112	.446	39	92	.424	8	12	.667	12	34	46	1.8	31	0	24	15	5	17	147	5.7
2020-21	22	1	381	17.3	41	86	.477	16	52	.308	14	22	.636	14	26	40	1.8	26	0	26	10	2	15	112	5.1
2021-22	34	34	1056	31.0	129	280	.461	69	164	.421	75	89	.843	19	104	123	3.6	57	0	66	36	10	33	402	11.8
2022-23	18	5	468	26.0	55	137	.401	25	84	.298	46	62	.742	10	40	50	2.8	29	0	37	16	4	15	181	10.1
TOTAL	100	61	2505	24.9	275	615	.447	149	392	.380	143	185	.773	55	204	259	2.6	143	0	153	77	21	78	842	8.4



#14 SPENCER JONES

Senior | Forward | 6-7 | 225

Roeland Park, Kan. | Bishop Miege | Management Science & Engineering

Three things to know...

1: Elite shooter on the wing, great defender. One of the best forwards in the Pac-12.

2: Committed to Stanford two weeks after first recruiting call.

3: He was one of six players league-wide last season, and is one of two returners, to earn both all-conference and all-defense honors

Career Accolades: 2022-23 Preseason All-Pac-12 first team ... 2022 All-Pac-12 honorable mention ... 2022 Pac-12 All-Defense honorable mention ... 2021 Diamond Head Classic All-Tournament Team ... 2022 Pac-12 Tournament All-Tournament Team.

Trending: 5th all-time in made 3-pointers at Stanford (220). Two away from tying for fourth (Casey Jacobsen '02) ... 50th member of program's 1,000-point club, currently ranks 38th in program history in scoring ... In double figures 13 of the last 15 games and 11 of the last 12 ... 2.3 stocks (steals + blocks) per game, 2.2 offensive rebounds per game ... 2.9 offensive rebounds per game in Pac-12 play, which is fourth-best in the league ... 83 career blocks, ranks 15th in program history. Two away from tying Josh Owens '12 for 14th ... 16.1 points per game in Pac-12 play, ranks fifth in the league. Ranks eighth in free throw percentage and fourth in made threes ... Averaged 27.0 points per game at the 2022 Pac-12 Tournament ... Has eight career 20-point games ... Shooting 39 percent from 3-point range over his last six games with multiple threes in all six.

ESPN Events Invitational: 10.3 pts, 3.0 reb, 1.7 ast per game

2022-23 GAME-BY-GAME

Opponent	Date	GS	Min	FG-FGA	Pct	3FG-FGA	Pct	FT-FTA	Pct	O/D/T	Avg	PF	FO	A/T	B	S	P	Avg
PACIFIC	11/07/22	DNP																
vs Wisconsin	11/11/22	*	20	3-9	.333	0-5	.000	2-2	1.000	1/3/4	4.0	2	0	1/2	4	1	8	8.0
SAN DIEGO ST.	11/15/22	*	26	4-15	.267	2-7	.286	5-7	.714	3/3/6	5.0	1	0	1/0	3	1	15	11.5
CAL POLY	11/18/22	*	20	4-9	.444	2-5	.400	0-0	.000	3/2/5	5.0	3	0	0/0	0	0	10	11.0
vs Ole Miss	11/24/22	*	33	5-9	.556	3-4	.750	0-0	.000	2/0/2	4.3	0	0	2/2	1	1	13	11.5
vs Florida St.	11/25/22	*	29	4-13	.308	0-6	.000	0-0	.000	2/3/5	4.4	1	0	1/1	1	1	8	10.8
vs Memphis	11/27/22	*	29	4-11	.364	2-5	.400	0-0	.000	1/1/2	4.0	3	0	2/4	0	1	10	10.7
UCLA	12/01/22	*	29	7-10	.700	3-5	.600	1-2	.500	2/1/3	3.9	2	0	1/4	0	2	18	11.7
at Arizona St.	12/04/22	*	27	3-13	.231	1-6	.167	6-7	.857	6/0/6	4.1	5	1	0/1	1	0	13	11.9
GREEN BAY	12/16/22	*	19	4-7	.571	1-3	.333	1-2	.500	0/2/2	3.9	2	0	1/3	1	2	10	11.7
vs Texas	12/18/22	*	30	4-11	.364	2-5	.400	0-0	.000	1/6/7	4.2	3	0	0/1	3	0	10	11.5
vs Loyola Chicago	12/22/22	*	29	2-11	.182	0-4	.000	0-0	.000	2/1/3	4.1	1	0	2/1	1	1	4	10.8
COLORADO	12/29/22	*	31	7-16	.438	3-9	.333	8-8	1.000	1/5/6	4.3	4	0	0/0	2	2	25	12.0
UTAH	12/31/22	*	31	6-15	.400	2-7	.286	2-2	1.000	2/2/4	4.2	2	0	0/0	0	1	16	12.3
at California	01/06/23	*	32	5-9	.556	2-5	.400	1-2	.500	3/2/5	4.3	2	0	0/1	3	0	13	12.4
at Washington	01/12/23	*	21	4-16	.250	2-7	.286	2-2	1.000	4/2/6	4.4	0	0	0/0	0	3	12	12.3
at Washington St.	01/14/23	*	33	5-11	.455	2-3	.667	2-2	1.000	4/4/8	4.6	4	0	1/1	0	1	14	12.4
OREGON ST.	01/19/23	*	30	7-11	.636	4-8	.500	0-1	.000	1/2/3	4.5	1	0	1/2	0	2	18	12.8

JONES' CAREER HIGHS

Points 28, vs. Arizona 3/10/22
 FG 12, vs. Arizona 3/10/22
 FGA 18, vs. Arizona 3/10/22
 3FG 6, twice
 3FGA 12, vs. Arizona State 3/9/22
 FT 8, vs. Colorado 12/29/22
 FTA 8, vs. Colorado 12/29/22
 Rebounds 8, five times
 Assists 4, three times
 Blocks 4, vs. Wisconsin 11/11/22
 Steals 4, vs. Washington 2/6/22
 Minutes 47, at Washington State 2/20/21

JONES' SEASON HIGHS

Points 25, vs. Colorado 12/29/22
 FG 7, three times
 FGA 16, twice
 3FG 4, vs. Oregon State 1/19/23
 3FGA 9, vs. Colorado 12/29/22
 FT 8, vs. Colorado 12/29/22
 FTA 8, vs. Colorado 12/29/22
 Rebounds 8, at Washington State 1/14/23
 Assists 2, twice
 Blocks 4, vs. Wisconsin 11/11/22
 Steals 3, at Washington 1/12/23
 Minutes 33, twice

CAREER STATS

YEAR	GP	GS	MIN	AVG	FG	FGA	PCT	3-POINT			FT	FTA	PCT	REBOUNDING				PF	FO	AST	TO	BLK	STL	PTS	AVG
								FG	FGA	PCT				OFF	DEF	TOT	AVG								
2019-20	32	29	913	28.5	93	221	.421	81	188	.431	16	23	.696	16	85	101	3.2	59	0	27	27	28	19	283	8.8
2020-21	26	25	735	28.3	72	173	.416	46	124	.371	22	33	.667	21	80	101	3.9	81	1	27	31	17	32	212	8.2
2021-22	31	31	827	26.7	136	287	.474	62	165	.376	39	52	.750	52	86	138	4.5	80	1	35	45	18	27	373	12.0
2022-23	17	15	469	27.6	78	196	.398	31	94	.330	30	37	.811	38	39	77	4.5	36	1	13	23	20	19	217	12.8
TOTAL	106	100	2944	27.8	379	877	.432	220	571	.385	107	145	.738	127	290	417	3.9	256	3	102	126	83	97	1085	10.2



#15 BENNY GEALER

Freshman | Guard | 6-1 | 160

Palos Verdes Estates, Calif. | Rolling Hills Prep | Undeclared

Three things to know...

1: Won the gold medal with Team USA at the 2022 Maccabi Games in Israel

2: 3-star recruit at point guard from Rivals

3: Valedictorian at Rolling Hills Prep with a 4.8 GPA

Career Accolades: N/A

Trending: Made career debut against Green Bay (Dec. 16), with three points and three assists ... Scored five points with two assists against Texas (Dec. 18) ... 3-for-6 from 3-point range to start his career.

GEALER'S CAREER HIGHS

Points..... 5, vs. Texas 12/18/22
 FG..... 2, vs. Texas 12/18/22
 FGA..... 2, twice
 3FG..... 1, three times
 3FGA..... 2, vs. Green Bay 12/16/22
 FT..... -
 FTA..... -
 Rebounds..... 2, vs. Green Bay 12/16/22
 Assists..... 3, vs. Green Bay 12/16/22
 Blocks..... -
 Steals..... 1, three times
 Minutes..... 11, twice

GEALER'S SEASON HIGHS

Points..... 5, vs. Texas 12/18/22
 FG..... 2, vs. Texas 12/18/22
 FGA..... 2, twice
 3FG..... 1, three times
 3FGA..... 2, vs. Green Bay 12/16/22
 FT..... -
 FTA..... -
 Rebounds..... 2, vs. Green Bay 12/16/22
 Assists..... 3, vs. Green Bay 12/16/22
 Blocks..... -
 Steals..... 1, three times
 Minutes..... 11, twice

2022-23 GAME-BY-GAME

Opponent	Date	GS	Min	FG-FGA	Pct	3FG-FGA	Pct	FT-FTA	Pct	O/D/T	Avg	PF	FO	A/T	B	S	P	Avg	
PACIFIC	11/07/22	DNP																	
vs. Wisconsin	11/11/22	DNP																	
SAN DIEGO ST.	11/15/22	DNP																	
CAL POLY	11/18/22	DNP																	
vs Ole Miss	11/24/22	DNP																	
vs Florida St.	11/25/22	DNP																	
vs Memphis	11/27/22	DNP																	
UCLA	12/01/22	DNP																	
at Arizona St.	12/04/22	DNP																	
GREEN BAY	12/16/22		11	1-2	.500	1-2	.500	0-0	.000	0/2/2	2.0	1	0	3/1	0	1	3	3.0	
vs Texas	12/18/22		11	2-2	1.000	1-1	1.000	0-0	.000	0/1/1	1.5	2	0	2/3	0	0	5	4.0	
vs Loyola Chicago	12/22/22		5	1-1	1.000	1-1	1.000	0-0	.000	1/0/1	1.3	0	0	0/1	0	0	3	3.7	
COLORADO	12/29/22		6	0-1	.000	0-1	.000	0-0	.000	0/0/0	1.0	0	0	0/1	0	1	0	2.8	
UTAH	12/31/22		7	0-1	.000	0-1	.000	0-0	.000	0/0/0	0.8	0	0	0/0	0	1	0	2.2	
at California	01/06/23		2	0-0	.000	0-0	.000	0-0	.000	0/0/0	0.7	0	0	0/0	0	0	0	1.8	
at Washington	01/12/23		3	0-0	.000	0-0	.000	0-0	.000	0/0/0	0.6	1	0	0/2	0	0	0	1.6	
at Washington St.	01/14/23		6	0-0	.000	0-0	.000	0-0	.000	0/0/0	0.5	1	0	0/0	0	0	0	1.4	
OREGON ST.	01/19/23		1	0-0	.000	0-0	.000	0-0	.000	0/0/0	0.4	0	0	0/1	0	0	0	1.2	

CAREER STATS

YEAR	GP	GS	MIN	AVG	FG	FGA	PCT	3-POINT			FT	FTA	PCT	REBOUNDING					PF	FO	AST	TO	BLK	STL	PTS	AVG
								FG	FGA	PCT				OFF	DEF	TOT	AVG									
2022-23	9	0	52	5.8	4	7	.571	3	6	.500	0	0	.000	1	3	4	0.4	5	0	5	9	0	3	11	1.2	
TOTAL	9	0	52	5.8	4	7	.571	3	6	.500	0	0	.000	1	3	4	0.4	5	0	5	9	0	3	11	1.2	



#21 NEAL BEGOVICH

Redshirt Junior | Forward | 6-9 | 230

San Francisco, Calif. | St. Ignatius College Prep | Economics

Three things to know...

- 1: Surprised with a scholarship for the 2022-23 season after spending his first three as a walk-on
- 2: Two brothers graduated from Stanford, including Daniel, who played on the basketball team with him from 2019-22
- 3: Switched jersey number from 0 to 21, previously worn by Daniel, to honor his late father, Dan, who played basketball at Cal

Career Accolades: Pac-12 Academic Honor Roll (2021, 2022) ... NABC Honors Court (2022)

Trending: Made season debut Nov. 18 against Cal Poly, scored two points ... Had two points and two assists against Green Bay (Dec. 16) ... Made first career start Jan. 6 at Cal.

BEGOVIICH'S CAREER HIGHS

Points 3, at North Carolina A&T 12/6/20
 FG 1, six times
 FGA 4, vs. Cal Poly 11/18/22
 3FG 1, at North Carolina A&T 12/6/20
 3FGA 2, vs. Cal Poly 11/18/22
 FT -
 FTA -
 Rebounds 1, three times
 Assists 2, vs. Green Bay 12/16/22
 Blocks -
 Steals 1, vs. Green Bay 12/16/22
 Minutes 5, twice

BEGOVIICH'S SEASON HIGHS

Points 2, twice
 FG 1, twice
 FGA 4, vs. Cal Poly 11/18/22
 3FG -
 3FGA 2, vs. Cal Poly 11/18/22
 FT -
 FTA -
 Rebounds 1, vs. Cal Poly 11/18/22
 Assists 2, vs. Green Bay 12/16/22
 Blocks -
 Steals 1, vs. Green Bay 12/16/22
 Minutes 5, twice

2022-23 GAME-BY-GAME

Opponent	Date	GS	Min	FG-FGA	Pct	3FG-FGA	Pct	FT-FTA	Pct	O/D/T	Avg	PF	FO	A/T	B	S	P	Avg
PACIFIC	11/07/22	DNP																
vs. Wisconsin	11/11/22	DNP																
SAN DIEGO ST.	11/15/22	DNP																
CAL POLY	11/18/22		5	1-4	.250	0-2	.000	0-0	.000	0/1/1	1.0	1	0	0/0	0	0	2	2.0
vs Ole Miss	11/24/22	DNP																
vs Florida St.	11/25/22	DNP																
vs Memphis	11/27/22	DNP																
UCLA	12/01/22	DNP																
at Arizona St.	12/04/22	DNP																
GREEN BAY	12/16/22		5	1-2	.500	0-0	.000	0-0	.000	0/0/0	0.5	0	0	2/0	0	1	2	2.0
vs Texas	12/18/22	DNP																
vs Loyola Chicago	12/22/22	DNP																
COLORADO	12/29/22	DNP																
UTAH	12/31/22	DNP																
at California	01/06/23	*	4	0-0	.000	0-0	.000	0-0	.000	0/0/0	0.3	0	0	0/1	0	0	0	1.3
at Washington	01/12/23	DNP																
at Washington St.	01/14/23	DNP																
OREGON ST.	01/19/23		2	0-0	.000	0-0	.000	0-0	.000	0/0/0	0.3	1	0	0/0	0	0	0	1.0

CAREER STATS

YEAR	GP	GS	MIN	AVG	FG	FGA	PCT	3-POINT			FT	FTA	PCT	REBOUNDING							PTS	AVG				
								FG	FGA	PCT				OFF	DEF	TOT	AVG	PF	FO	AST			TO	BLK	STL	
2020-21	3	0	7	2.3	3	3	1.000	1	1	1.000	0	0	.000	0	1	1	0.3	0	0	0	0	0	0	0	7	2.3
2021-22	4	0	11	2.8	1	2	.500	0	1	.000	0	0	.000	0	1	1	0.3	2	0	0	0	0	0	0	2	0.5
2022-23	4	1	16	4.0	2	6	.333	0	2	.000	0	0	.000	0	1	1	0.3	2	0	2	1	0	1	4	1.0	
TOTAL	11	1	34	3.1	6	11	.545	1	4	.250	0	0	.000	0	3	3	0.3	4	0	2	1	0	1	13	1.2	



#22 JAMES KEEFE

Senior | Forward | 6-9 | 240

Los Angeles, Calif. | Loyola | Economics

Three things to know...

1: Physical rim-running forward, tireless worker. Can defend both post positions.

2: Son of Adam Keefe, a nine-year NBA veteran and Stanford's all-time leading rebounder (1,119) and third-leading scorer (2,319), and Kristin Klein Keefe, an Olympian and four-time All-American on the Stanford volleyball team. Older sisters Caitlin and Michaela, class of 2020, played for Stanford's volleyball team, and won three national titles. Youngest sister, Kerry, is a freshman on the volleyball team at Duke.

3: Spent the summer as a private equity summer analyst at KKR

Career Accolades: CoSIDA Academic All-District (2022) ... Pac-12 Academic Honor Roll (2021, 2022) ... NABC Honors Court (2022)

Trending: First-career double-double, including buzzer-beater for the win with 16 points and 10 rebounds, against Arizona State in the first round of the 2022 Pac-12 Tournament ... Shooting 60.0 percent from the floor ... Multiple offensive rebounds in nine of his past 14 appearances, averages 1.7 offensive rebounds per game this season ... Season-high 14 points against Loyola Chicago (Dec. 22).

ESPN Events Invitational: 4.0 pts, 5.3 reb, 1.0 ast per game

KEEFE'S CAREER HIGHS

Points17, vs. Washington 2/6/22
 FG 7, three times
 FGA 9, twice
 3FG -
 3FGA 1, vs. Arizona 3/10/22
 FT 6, vs. Arizona State 1/22/22
 FTA 9, vs. Pacific 11/7/22
 Rebounds 11, vs. California 2/1/22
 Assists 4, twice
 Blocks 3, three times
 Steals 3, vs. Loyola Chicago 12/22/22
 Minutes 32, vs. Dartmouth 12/16/21

KEEFE'S SEASON HIGHS

Points 14, vs. Loyola Chicago 12/22/22
 FG 7, vs. Loyola Chicago 12/22/22
 FGA 9, vs. Loyola Chicago 12/22/22
 3FG -
 3FGA -
 FT 4, vs. Green Bay 12/16/22
 FTA 9, vs. Pacific 11/7/22
 Rebounds 8, three times
 Assists 4, vs. UCLA 12/1/22
 Blocks 3, twice
 Steals 3, vs. Loyola Chicago 12/22/22
 Minutes 26, vs. Loyola Chicago 12/22/22

2022-23 GAME-BY-GAME

Opponent	Date	GS	Min	FG-FGA	Pct	3FG-FGA	Pct	FT-FTA	Pct	O/D/T	Avg	PF	FO	A/T	B	S	P	Avg
PACIFIC	11/07/22	*	19	2-2	1.000	0-0	.000	3-9	.333	0/2/2	2.0	1	0	2/1	0	1	7	7.0
vs Wisconsin	11/11/22	*	16	1-2	.500	0-0	.000	0-0	.000	0/4/4	3.0	2	0	1/4	0	1	2	4.5
SAN DIEGO ST.	11/15/22	*	24	3-5	.600	0-0	.000	3-5	.600	3/1/4	3.3	2	0	0/2	0	0	9	6.0
CAL POLY	11/18/22	*	15	3-3	1.000	0-0	.000	1-2	.500	3/4/7	4.3	3	0	0/2	0	2	7	6.3
vs Ole Miss	11/24/22	*	20	3-5	.600	0-0	.000	1-1	1.000	1/1/2	3.8	3	0	1/0	0	0	7	6.4
vs Florida St.	11/25/22	*	25	2-2	1.000	0-0	.000	0-3	.000	3/5/8	4.5	1	0	2/0	0	1	4	6.0
vs Memphis	11/27/22	*	22	0-2	.000	0-0	.000	1-2	.500	2/4/6	4.7	1	0	0/0	3	0	1	5.3
UCLA	12/01/22	*	24	3-4	.750	0-0	.000	3-5	.600	4/3/7	5.0	1	0	4/0	0	1	9	5.8
at Arizona St.	12/04/22	*	21	1-2	.500	0-0	.000	0-0	.000	0/6/6	5.1	3	0	1/0	0	1	2	5.3
GREEN BAY	12/16/22	*	16	2-3	.667	0-0	.000	4-4	1.000	2/6/8	5.4	3	0	2/3	0	1	8	5.6
vs Texas	12/18/22	*	20	3-4	.750	0-0	.000	2-4	.500	0/2/2	5.1	3	0	2/4	0	1	8	5.8
vs Loyola Chicago	12/22/22	*	26	7-9	.778	0-0	.000	0-1	.000	1/7/8	5.3	2	0	1/1	0	3	14	6.5
COLORADO	12/29/22	*	23	0-2	.000	0-0	.000	3-4	.750	1/3/4	5.2	2	0	0/1	3	1	3	6.2
UTAH	12/31/22	*	16	2-5	.400	0-0	.000	0-0	.000	3/1/4	5.1	0	0	1/0	0	0	4	6.1
at California	01/06/23	DNP																
at Washington	01/12/23	*	13	2-4	.500	0-0	.000	1-2	.500	3/1/4	5.1	2	0	1/0	1	1	5	6.0
at Washington St.	01/14/23	*	10	0-2	.000	0-0	.000	2-2	1.000	1/1/2	4.9	0	0	0/0	0	0	2	5.8
OREGON ST.	01/19/23	*	14	2-4	.500	0-0	.000	0-0	.000	2/3/5	4.9	1	0	0/0	0	0	4	5.6

CAREER STATS

YEAR	GP	GS	MIN	AVG	FG	FGA	PCT	3-POINT			FT	FTA	PCT	REBOUNDING							PTS	AVG			
								FG	FGA	PCT				OFF	DEF	TOT	AVG	PF	FO	AST			TO	BLK	STL
2019-20	30	0	272	9.1	27	51	.529	0	0	.000	12	32	.375	16	44	60	2.0	42	0	4	11	7	5	66	2.2
2020-21	24	0	182	7.6	9	26	.346	0	0	.000	12	20	.600	14	28	42	1.8	18	0	6	7	3	4	30	1.3
2021-22	30	24	611	20.4	63	105	.600	0	1	.000	34	56	.607	57	86	143	4.8	50	1	20	21	11	11	160	5.3
2022-23	17	9	324	19.1	36	60	.600	0	0	.000	24	44	.545	29	54	83	4.9	30	0	18	18	7	14	96	5.6
TOTAL	101	33	1389	13.8	135	242	.558	0	1	.000	82	152	.539	116	212	328	3.2	140	1	48	57	28	34	352	3.5



#23 BRANDON ANGEL

Junior | Forward | 6-8 | 240

San Diego, Calif. | Torrey Pines | Economics

Three things to know...

- 1: 247Sports four-star recruit (#123). Top-25 rated forward nationally
- 2: Elite shooter who can line up at either forward position. Chose Stanford over California and Wisconsin
- 3: Ranked fourth in the Pac-12 as a sophomore in scoring off the bench

Career Accolades: Pac-12 Academic Honor Roll (2022)

Trending: Leads Pac-12 in free throw percentage (93.8%, min. 1.5 makes per game) ... Started 17 of 18 games ... Led the team with 14 points in Milwaukee against Wisconsin (Nov. 11) ... Scored a career-high 22 points vs. Florida State (Nov. 25) ... 11 steals in last 14 games ... Six double-digit scoring outputs.

ESPN Events Invitational: 9.0 pts, 5.7 reb, 1.3 ast, 1.0 stl per game

ANGEL'S CAREER HIGHS

Points..... 22, vs. Florida State 11/25/22
 FG..... 8, vs. Florida State 11/25/22
 FGA..... 15, vs. Florida State 11/25/22
 3FG..... 4, at Arizona State 3/5/22
 3FGA..... 7, vs. Utah 2/17/22
 FT..... 7, vs. Arizona State 1/22/22
 FTA..... 7, vs. Arizona State 1/22/22
 Rebounds..... 10, at Oregon 2/10/22
 Assists..... 4, at Arizona State 12/4/22
 Blocks..... 2, vs. Green Bay 12/16/22
 Steals..... 3, twice
 Minutes..... 33, at Washington State 1/14/23

ANGEL'S SEASON HIGHS

Points..... 22, vs. Florida State 11/25/22
 FG..... 8, vs. Florida State 11/25/22
 FGA..... 15, vs. Florida State 11/25/22
 3FG..... 2, twice
 3FGA..... 5, vs. Wisconsin 11/11/22
 FT..... 6, vs. Texas 12/18/22
 FTA..... 6, vs. Texas 12/18/22
 Rebounds..... 8, vs. Florida State 11/25/22
 Assists..... 4, at Arizona State 12/4/22
 Blocks..... 2, vs. Green Bay 12/16/22
 Steals..... 3, vs. UCLA 12/1/22
 Minutes..... 33, at Washington State 1/14/23

2022-23 GAME-BY-GAME

Opponent	Date	GS	Min	FG-FGA	Pct	3FG-FGA	Pct	FT-FTA	Pct	O/D/T	Avg	PF	FO	A/T	B	S	P	Avg
PACIFIC	11/07/22	*	24	4-4	1.000	2-2	1.000	0-0	.000	0/2/2	2.0	4	0	1/2	0	0	10	10.0
vs Wisconsin	11/11/22	*	31	5-11	.455	1-5	.200	3-4	.750	1/2/3	2.5	4	0	0/1	0	0	14	12.0
SAN DIEGO ST.	11/15/22	*	28	3-5	.600	0-2	.000	3-4	.750	1/3/4	3.0	2	0	1/3	0	0	9	11.0
CAL POLY	11/18/22	*	17	1-3	.333	0-1	.000	0-0	.000	1/1/2	2.8	2	0	1/3	0	0	2	8.8
vs Ole Miss	11/24/22	*	21	1-4	.250	1-4	.250	0-0	.000	0/4/4	3.0	0	0	2/1	0	1	3	7.6
vs Florida St.	11/25/22	*	31	8-15	.533	2-4	.500	4-4	1.000	4/4/8	3.8	2	0	2/1	0	2	22	10.0
vs Memphis	11/27/22	*	22	1-6	.167	0-4	.000	0-0	.000	1/4/5	4.0	3	0	0/0	0	0	2	8.9
UCLA	12/01/22	*	12	1-2	.500	1-1	1.000	2-2	1.000	1/0/1	3.6	3	0	0/5	0	3	5	8.4
at Arizona St.	12/04/22	*	17	0-1	.000	0-0	.000	0-0	.000	1/4/5	3.8	0	0	4/2	0	0	0	7.4
GREEN BAY	12/16/22	*	18	4-9	.444	0-2	.000	2-2	1.000	2/3/5	3.9	3	0	1/1	2	0	10	7.7
vs Texas	12/18/22	*	30	2-7	.286	1-3	.333	6-6	1.000	1/2/3	3.8	3	0	3/1	1	1	11	8.0
vs Loyola Chicago	12/22/22	*	26	1-6	.167	0-2	.000	2-2	1.000	0/6/6	4.0	3	0	2/2	0	0	4	7.7
COLORADO	12/29/22	*	23	3-4	.750	0-1	.000	4-4	1.000	2/2/4	4.0	3	0	1/3	0	2	10	7.8
UTAH	12/31/22	*	23	2-7	.286	0-4	.000	0-0	.000	0/4/4	4.0	5	1	2/1	0	1	4	7.6
at California	01/06/23	*	15	3-4	.750	0-1	.000	2-2	1.000	0/1/1	3.8	4	0	2/1	0	0	8	7.6
at Washington	01/12/23	*	23	3-7	.429	1-2	.500	0-0	.000	1/1/2	3.7	2	0	3/1	0	0	7	7.6
at Washington St.	01/14/23	*	33	2-4	.500	0-0	.000	2-2	1.000	2/3/5	3.8	3	0	1/2	0	1	6	7.5
OREGON ST.	01/19/23	*	27	1-7	.143	0-3	.000	0-0	.000	2/4/6	3.9	1	0	0/0	0	0	2	7.2

CAREER STATS

YEAR	GP	GS	MIN	AVG	FG	FGA	PCT	3-POINT			FT	FTA	PCT	REBOUNDING				PF	FO	AST	TO	BLK	STL	PTS	AVG
								FG	FGA	PCT				OFF	DEF	TOT	AVG								
2020-21	17	0	154	9.1	11	36	.306	5	20	.250	4	4	1.000	2	18	20	1.2	19	0	4	10	1	4	31	1.8
2021-22	32	0	636	19.9	86	183	.470	30	84	.357	45	56	.804	24	70	94	2.9	66	0	21	34	4	11	247	7.7
2022-23	18	17	421	23.4	45	106	.425	9	41	.220	30	32	.938	20	50	70	3.9	47	1	26	30	3	11	129	7.2
TOTAL	67	17	1211	18.1	142	325	.437	44	145	.303	79	92	.859	46	138	184	2.7	132	1	51	74	8	26	407	6.1



#24 JAYLEN THOMPSON

Freshman | Forward | 6-8 | 195

Oakland, Calif. | Southern California Academy | Undeclared

Three things to know...

- 1: Consensus four-star recruit, rated as high as No. 67 by 247Sports
- 2: Elite athlete, switchable defender who can guard multiple positions
- 3: Selected Stanford over USC, Arizona, Arizona State, Harvard, Cal and Washington

Career Accolades: N/A

Trending: N/A

THOMPSON'S CAREER HIGHS

Points -
 FG -
 FGA -
 3FG -
 3FGA -
 FT -
 FTA -
 Rebounds -
 Assists -
 Blocks -
 Steals -
 Minutes -

THOMPSON'S SEASON HIGHS


Points -
 FG -
 FGA -
 3FG -
 3FGA -
 FT -
 FTA -
 Rebounds -
 Assists -
 Blocks -
 Steals -
 Minutes -

2022-23 GAME-BY-GAME

Opponent	Date	GS	Min	FG-FGA	Pct	3FG-FGA	Pct	FT-FTA	Pct	O/D/T	Avg	PF	FO	A/T	B	S	P	Avg	
PACIFIC	11/07/22	DNP																	
vs. Wisconsin	11/11/22	DNP																	
SAN DIEGO ST.	11/15/22	DNP																	
CAL POLY	11/18/22	DNP																	
vs Ole Miss	11/24/22	DNP																	
vs Florida St.	11/25/22	DNP																	
vs Memphis	11/27/22	DNP																	
UCLA	12/01/22	DNP																	
at Arizona St.	12/04/22	DNP																	
GREEN BAY	12/16/22	DNP																	
vs Texas	12/18/22	DNP																	
vs Loyola Chicago	12/22/22	DNP																	
COLORADO	12/29/22	DNP																	
UTAH	12/31/22	DNP																	
at California	01/06/23	DNP																	
at Washington	01/12/23	DNP																	
at Washington St.	01/14/23	DNP																	
OREGON ST.	01/19/23	DNP																	

CAREER STATS

YEAR	GP	GS	MIN	AVG	FG	FGA	PCT	3-POINT			FT	FTA	PCT	REBOUNDING							PTS	AVG				
								FG	FGA	PCT				OFF	DEF	TOT	AVG	PF	FO	AST			TO	BLK	STL	
2022-23	0	0	0	0.0	0	0	.000	0	0	.000	0	0	.000	0	0	0	0.0	0	0	0	0	0	0	0	0	0.0
TOTAL	0	0	0	0.0	0	0	.000	0	0	.000	0	0	.000	0	0	0	0.0	0	0	0	0	0	0	0	0	0.0



#25 JOSUE GIL-SILVA

Senior | Guard | 6-1 | 185

Salinas, Calif. | Alisal | Mechanical Engineering

Three things to know...

- 1: Started as a Stanford manager, elevated to the roster as a senior on Dec. 1, 2022
- 2: Cousin of sophomore guard Isa Silva.
- 3: 1,000 point scorer at Alisal High School

Career Accolades: N/A

Trending: Made career debut against Green Bay (Dec. 16).

GIL-SILVA'S CAREER HIGHS

Points	-
FG	-
FGA	1, vs. Oregon State 1/19/23
3FG	-
3FGA	-
FT	-
FTA	-
Rebounds	1, vs. Oregon State 1/19/23
Assists	-
Blocks	-
Steals	-
Minutes	2, vs. Green Bay 12/16/22

GIL-SILVA'S SEASON HIGHS

Points	-
FG	-
FGA	1, vs. Oregon State 1/19/23
3FG	-
3FGA	-
FT	-
FTA	-
Rebounds	1, vs. Oregon State 1/19/23
Assists	-
Blocks	-
Steals	-
Minutes	2, vs. Green Bay 12/16/22

2022-23 GAME-BY-GAME

Opponent	Date	GS	Min	FG-FGA	Pct	3FG-FGA	Pct	FT-FTA	Pct	O/D/T	Avg	PF	FO	A/T	B	S	P	Avg	
PACIFIC	11/07/22	DNP																	
vs Wisconsin	11/11/22	DNP																	
SAN DIEGO ST.	11/15/22	DNP																	
CAL POLY	11/18/22	DNP																	
vs Ole Miss	11/24/22	DNP																	
vs Florida St.	11/25/22	DNP																	
vs Memphis	11/27/22	DNP																	
UCLA	12/01/22	DNP																	
at Arizona St.	12/04/22	DNP																	
GREEN BAY	12/16/22		2	0-0	.000	0-0	.000	0-0	.000	0/0/0	0.0	1	0	0/0	0	0	0	0.0	
vs Texas	12/18/22	DNP																	
vs Loyola Chicago	12/22/22	DNP																	
COLORADO	12/29/22	DNP																	
UTAH	12/31/22	DNP																	
at California	01/06/23	DNP																	
at Washington	01/12/23	DNP																	
at Washington St.	01/14/23	DNP																	
OREGON ST.	01/19/23		1	0-1	.000	0-0	.000	0-0	.000	0/1/1	0.5	0	0	0/0	0	0	0	0.0	

CAREER STATS

YEAR	GP	GS	MIN	AVG	FG	FGA	PCT	3-POINT			FT	FTA	PCT	REBOUNDING							PTS	AVG			
								FG	FGA	PCT				OFF	DEF	TOT	AVG	PF	FO	AST			TO	BLK	STL
2022-23	1	0	2	2.0	0	0	.000	0	0	.000	0	0	.000	0	0	0	0.0	1	0	0	0	0	0	0	0.0
TOTAL	1	0	2	2.0	0	0	.000	0	0	.000	0	0	.000	0	0	0	0.0	1	0	0	0	0	0	0	0.0



#42 MAXIME RAYNAUD

Sophomore | Forward | 7-1 | 250

Paris, France | Lycee Henri IV | Undeclared

Three things to know...

1: Played for Espoirs Nanterre before Stanford, where he averaged 12.8 points and 8.7 rebounds per game. Can stretch his game to the 3-point line. Teammate of projected 2023 NBA top pick Victor Wembanyama.

2: Part of French national team system. Won a silver medal at the FIBA U16 European Championships in 2019 in Italy.

3: Attended the prestigious Lycee Henri IV in Paris, interested in astrophysics

Career Accolades: N/A

Trending: Scored a career-high 22 points on 9-of-11 shooting in the season-opener against Pacific (Nov. 7) ... Second on the team in rebounds ... Fourth on the team in scoring ... 15 offensive rebounds over last six games ... 16 points and eight rebounds at WSU (Jan. 14), averaging 11.0 points and 6.3 rebounds over the last four games.

ESPN Events Invitational: 4.3 pts, 7.0 reb, 1.0 ast per game

RAYNAUD'S CAREER HIGHS

Points..... 22, vs. Pacific 11/7/22
 FG..... 9, vs. Pacific 11/7/22
 FGA..... 11, twice
 3FG..... 2, twice
 3FGA..... 4, at Washington State 1/14/23
 FT..... 3, vs. Pacific 11/7/22
 FTA..... 6, at Washington State 1/14/23
 Rebounds.....10, at Santa Clara 11/12/21
 Assists.....4, at Santa Clara 11/12/21
 Blocks.....2, four times
 Steals.....2, three times
 Minutes..... 31, at California 1/6/23

RAYNAUD'S SEASON HIGHS

Points..... 22, vs. Pacific 11/7/22
 FG..... 9, vs. Pacific 11/7/22
 FGA..... 11, twice
 3FG..... 2, twice
 3FGA..... 4, at Washington State 1/14/23
 FT..... 3, vs. Pacific 11/7/22
 FTA..... 6, at Washington State 1/14/23
 Rebounds..... 9, twice
 Assists.....2, twice
 Blocks.....2, three times
 Steals.....2, twice
 Minutes..... 31, at California 1/6/23

2022-23 GAME-BY-GAME

Opponent	Date	GS	Min	FG-FGA	Pct	3FG-FGA	Pct	FT-FTA	Pct	O/D/T	Avg	PF	FO	A/T	B	S	P	Avg
PACIFIC	11/07/22		21	9-11	.818	1-1	1.000	3-5	.600	2/7/9	9.0	2	0	1/2	2	0	22	22.0
vs Wisconsin	11/11/22		24	1-4	.250	0-1	.000	1-2	.500	0/6/6	7.5	1	0	0/2	1	0	3	12.5
SAN DIEGO ST.	11/15/22		14	3-5	.600	0-1	.000	1-2	.500	1/2/3	6.0	1	0	0/1	0	0	7	10.7
CAL POLY	11/18/22		22	4-6	.667	2-3	.667	0-1	.000	1/3/4	5.5	1	0	1/0	1	0	10	10.5
vs Ole Miss	11/24/22		20	1-6	.167	0-3	.000	0-0	.000	1/4/5	5.4	1	0	0/1	2	0	2	8.8
vs Florida St.	11/25/22		14	3-4	.750	0-0	.000	0-0	.000	3/4/7	5.7	1	0	2/2	0	0	6	8.3
vs Memphis	11/27/22		18	2-4	.500	1-1	1.000	0-0	.000	4/5/9	6.1	0	0	1/1	0	2	5	7.9
UCLA	12/01/22	*	14	1-3	.333	0-1	.000	0-0	.000	0/2/2	5.6	4	0	0/0	1	2	2	7.1
at Arizona St.	12/04/22	*	19	5-7	.714	0-2	.000	0-0	.000	0/5/5	5.6	0	0	0/2	1	1	10	7.4
GREEN BAY	12/16/22	*	18	3-6	.500	0-1	.000	0-0	.000	2/3/5	5.5	2	0	0/2	2	1	6	7.3
vs Texas	12/18/22	*	12	0-1	.000	0-0	.000	0-0	.000	0/3/3	5.3	1	0	0/3	0	0	0	6.6
vs Loyola Chicago	12/22/22		12	2-4	.500	1-1	1.000	1-1	1.000	0/3/3	5.1	3	0	1/1	0	0	6	6.6
COLORADO	12/29/22		14	4-6	.667	0-0	.000	0-0	.000	4/2/6	5.2	3	0	1/0	0	0	8	6.7
UTAH	12/31/22		9	0-3	.000	0-2	.000	0-0	.000	0/0/0	4.8	1	0	1/1	0	0	0	6.2
at California	01/06/23	*	31	6-8	.750	0-1	.000	0-0	.000	5/3/8	5.0	3	0	1/2	1	1	12	6.6
at Washington	01/12/23	*	24	2-8	.250	0-0	.000	0-0	.000	1/2/3	4.9	1	0	2/0	0	1	4	6.4
at Washington St.	01/14/23	*	26	6-9	.667	2-4	.500	2-6	.333	3/5/8	5.1	1	0	0/1	0	0	16	7.0
OREGON ST.	01/19/23	*	25	6-11	.545	0-2	.000	0-0	.000	2/4/6	5.1	2	0	0/0	0	0	12	7.3

CAREER STATS

YEAR	GP	GS	MIN	AVG	FG	FGA	PCT	3-POINT			FT	FTA	PCT	REBOUNDING							PTS	AVG			
								FG	FGA	PCT				OFF	DEF	TOT	AVG	PF	FO	AST			TO	BLK	STL
2021-22	29	5	349	12.0	53	98	.541	11	26	.423	14	26	.538	35	76	111	3.8	41	1	22	32	6	5	131	4.5
2022-23	18	8	337	18.7	58	106	.547	7	24	.292	8	17	.471	29	63	92	5.1	28	0	11	21	11	8	131	7.3
TOTAL	47	13	686	14.6	111	204	.544	18	50	.360	22	43	.512	64	139	203	4.3	69	1	33	53	17	13	262	5.6



#55 HARRISON INGRAM

Sophomore | Forward | 6-7 | 230
 Dallas, Texas | St. Mark's | Undeclared

Three things to know...

- 1: Reigning Pac-12 Freshman of the Year, Stanford's first to win the honor since Casey Jacobsen in 2000
- 2: Consensus five-star recruit, rated No. 12 nationally by Rivals, No. 16 by 247Sports and No. 20 by ESPN. Ninth McDonald's All-American in program history
- 3: Won a gold medal at the FIBA U19 World Cup with the United States, where head coach Jerod Haase was an assistant coach

Career Accolades: 2022-23 Preseason All-Pac-12 first team ... 2023 Julius Erving Small Forward of the Year watch list ... 2023 Naismith Trophy watch list ... 2023 Wooden Award watch list ... 2022 Pac-12 Freshman of the Year ... 2022 All-Pac-12 honorable mention ... 2022 Pac-12 All-Freshman Team ... 2022 Preseason All-Pac-12 honorable mention ... 2022 Julius Erving Small Forward of the Year Top-10 Finalist ... Six-time Pac-12 Freshman of the Week (Nov. 15, Dec. 13, Dec. 20, Dec. 27, Jan. 31, Feb. 14) ... Stanford Athletic Board Conference Athlete of the Year (2022)

INGRAM'S CAREER HIGHS

Points.....24, vs. Ole Miss 11/24/22
 FG.....8, vs. San Jose State 11/15/21
 FGA.....15, vs. Dartmouth 12/16/21
 3FG.....3, four times
 3FGA.....7, four times
 FT.....9, vs. Ole Miss 11/24/22
 FTA.....10, twice
 Rebounds.....11, vs. San Jose State 11/15/21
 Assists.....9, at Oregon State 2/12/22
 Blocks.....2, twice
 Steals.....3, three times
 Minutes.....38, twice

INGRAM'S SEASON HIGHS

Points.....24, vs. Ole Miss 11/24/22
 FG.....6, twice
 FGA.....14, at Arizona State 12/4/22
 3FG.....3, vs. Ole Miss 11/24/22
 3FGA.....6, at Washington State 1/14/23
 FT.....9, vs. Ole Miss 11/24/22
 FTA.....10, vs. Ole Miss 11/24/22
 Rebounds.....9, twice
 Assists.....8, vs. Cal Poly 11/18/22
 Blocks.....2, vs. Wisconsin 11/11/22
 Steals.....3, at Arizona State 12/4/22
 Minutes.....36, at Washington State 1/14/23

Trending: Nation's only rising sophomore to have averaged at least 10 points, six rebounds and three assists per game last season as a freshman ... Tallied a career-best 24 points against Ole Miss (Nov. 24) ... Led Stanford in scoring during eight-game stretch from Nov. 24-Dec. 22 with 11.1 points per game ... Averaging 10.3 points, 8.7 rebounds and 4.7 assists over the last three games.

ESPN Events Invitational: 14.7 pts, 5.3 reb, 2.0 ast per game. Ranked fifth in the tournament in scoring, second in made free throws.

2022-23 GAME-BY-GAME

Opponent	Date	GS	Min	FG-FGA	Pct	3FG-FGA	Pct	FT-FTA	Pct	O/D/T	Avg	PF	FO	A/T	B	S	P	Avg
PACIFIC	11/07/22	*	31	2-6	.333	1-4	.250	2-4	.500	2/4/6	6.0	2	0	6/4	1	0	7	7.0
vs Wisconsin	11/11/22	*	32	2-8	.250	0-2	.000	2-4	.500	2/6/8	7.0	2	0	1/3	2	0	6	6.5
SAN DIEGO ST.	11/15/22	*	32	4-9	.444	1-3	.333	2-2	1.000	0/4/4	6.0	2	0	2/3	0	0	11	8.0
CAL POLY	11/18/22	*	19	2-6	.333	1-2	.500	0-0	.000	1/3/4	5.5	3	0	8/1	0	1	5	7.3
vs Ole Miss	11/24/22	*	25	6-12	.500	3-5	.600	9-10	.900	2/2/4	5.2	3	0	2/2	0	0	24	10.6
vs Florida St.	11/25/22	*	25	3-11	.273	0-4	.000	4-7	.571	1/5/6	5.3	2	0	0/4	1	0	10	10.5
vs Memphis	11/27/22	*	33	4-13	.308	2-5	.400	0-0	.000	2/4/6	5.4	3	0	4/3	1	1	10	10.4
UCLA	12/01/22	*	20	3-8	.375	0-5	.000	0-0	.000	0/1/1	4.9	1	0	1/2	1	1	6	9.9
at Arizona St.	12/04/22	*	29	5-14	.357	0-3	.000	2-3	.667	3/2/5	4.9	1	0	5/3	1	3	12	10.1
GREEN BAY	12/16/22	*	18	3-6	.500	1-2	.500	0-0	.000	0/1/1	4.5	2	0	0/1	1	0	7	9.8
vs Texas	12/18/22	*	30	2-6	.333	1-2	.500	0-1	.000	2/4/6	4.6	2	0	4/2	1	0	5	9.4
vs Loyola Chicago	12/22/22	*	25	5-8	.625	1-1	1.000	4-5	.800	1/4/5	4.7	0	0	3/1	0	1	15	9.8
COLORADO	12/29/22	*	24	0-5	.000	0-2	.000	1-2	.500	2/0/2	4.5	0	0	1/3	0	0	1	9.2
UTAH	12/31/22	*	30	4-11	.364	1-3	.333	0-3	.000	2/5/7	4.6	2	0	5/0	0	1	9	9.1
at California	01/06/23	*	17	3-8	.375	0-1	.000	0-1	.000	3/1/4	4.6	1	0	1/2	1	0	6	8.9
at Washington	01/12/23	*	26	4-10	.400	1-4	.250	0-0	.000	2/7/9	4.9	2	0	2/2	1	0	9	8.9
at Washington St.	01/14/23	*	36	6-13	.462	2-6	.333	0-0	.000	3/6/9	5.1	1	0	6/2	0	1	14	9.2
OREGON ST.	01/19/23	*	29	3-6	.500	1-3	.333	1-4	.250	2/6/8	5.3	2	0	6/2	0	1	8	9.2

CAREER STATS

YEAR	GP	GS	MIN	AVG	FG	FGA	PCT	3-POINT			FT	FTA	PCT	REBOUNDING					PF	FO	AST	TO	BLK	STL	PTS	AVG
								FG	FGA	PCT				OFF	DEF	TOT	AVG									
2021-22	32	30	995	31.1	119	307	.388	36	115	.313	63	95	.663	58	156	214	6.7	54	0	97	72	8	30	337	10.5	
2022-23	18	17	481	26.7	61	160	.381	16	57	.281	27	46	.587	30	65	95	5.3	31	0	57	40	11	10	165	9.2	
TOTAL	50	47	1476	29.5	180	467	.385	52	172	.302	90	141	.638	88	221	309	6.2	85	0	154	112	19	40	502	10.0	



**2022-23 Stanford Men's Basketball
Team Game-by-Game
All games**

Page 1/1
as of Jan 20, 2023

Opponent	Date	Score	Total		3-Pointers		Free throws		Rebounds				PF	A	TO	BLK	STL	PTS	AVG
			FG-FGA	PCT	3FG-3FGA	PCT	FT-FTA	PCT	OFF	DEF	TOT	AVG							
Pacific	11/07/2022	88-78 W	29-48	.604	8-22	.364	22-34	.647	6	30	36	36.0	15	18	16	3	5	88	88.0
vs Wisconsin	11/11/2022	50-60 L	17-47	.362	1-16	.063	15-23	.652	7	31	38	37.0	20	6	16	9	5	50	69.0
San Diego St.	11/15/2022	62-74 L	21-52	.404	4-18	.222	16-24	.667	12	20	32	35.3	19	10	17	4	3	62	66.7
Cal Poly	11/18/2022	80-43 W	29-59	.492	14-29	.483	8-12	.667	12	30	42	37.0	22	18	13	2	7	80	70.0
vs Ole Miss	11/24/2022	68-72 L	23-57	.404	7-22	.318	15-16	.938	7	23	30	35.6	13	14	9	3	5	68	69.6
vs Florida St.	11/25/2022	70-60 W	27-64	.422	3-26	.115	13-20	.650	16	28	44	37.0	13	12	14	2	7	70	69.7
vs Memphis	11/27/2022	48-56 L	17-58	.293	10-33	.303	4-6	.667	15	26	41	37.6	15	10	15	4	7	48	66.6
UCLA	12/01/2022	66-80 L	24-53	.453	9-27	.333	9-14	.643	11	13	24	35.9	15	15	17	3	11	66	66.5
at Arizona St.	12/04/2022	64-68 L	23-64	.359	6-27	.222	12-14	.857	13	24	37	36.0	19	16	15	6	10	64	66.2
Green Bay	12/16/2022	85-40 W	33-61	.541	9-24	.375	10-12	.833	9	27	36	36.0	19	18	13	8	11	85	68.1
vs Texas	12/18/2022	62-72 L	20-46	.435	8-18	.444	14-19	.737	7	25	32	35.6	16	15	18	5	5	62	67.5
vs Loyola Chicago	12/22/2022	75-62 W	28-56	.500	5-13	.385	14-18	.778	8	28	36	35.7	18	13	13	1	5	75	68.2
Colorado	12/29/2022	70-73 L	21-51	.412	6-18	.333	22-26	.846	10	20	30	35.2	18	8	14	5	10	70	68.3
Utah	12/31/2022	66-71 L	27-64	.422	9-28	.321	3-8	.375	9	18	27	34.6	19	13	6	1	5	66	68.1
at California	01/06/2023	70-92 L	28-56	.500	7-23	.304	7-11	.636	12	13	25	34.0	15	13	10	5	3	70	68.3
at Washington	01/12/2023	69-86 L	24-70	.343	9-29	.310	12-17	.706	18	21	39	34.3	14	15	12	3	6	69	68.3
at Washington St.	01/14/2023	59-60 L	22-51	.431	7-18	.389	8-12	.667	13	22	35	34.4	14	10	10	0	5	59	67.8
Oregon St.	01/19/2023	67-46 W	26-58	.448	9-26	.346	6-11	.545	11	27	38	34.6	15	15	9	0	5	67	67.7
Total		1219	439-1015	.433	131-417	.314	210-297	.707	196	426	622	34.6	299	239	237	64	115	1219	67.7
Opponents		1193	432-958	.451	129-368	.351	200-275	.727	130	425	555	30.8	298	228	241	52	112	1193	66.3

Stanford Averages

Games Played	Points/game	FG Pct	3FG Pct	FT Pct	Rebounds/game	Assists/game	Turnovers/game	Assist/Turnover ratio	Steals/game	Blocks/game
18	67.7	43.3	31.4	70.7	34.6	13.3	13.2	1.0	6.4	3.6



**2022-23 Stanford Men's Basketball
Opponents Game-by-Game
All games**

Page 1/1
as of Jan 20, 2023

Opponent	Date	Score	Total		3-Pointers		Free throws		Rebounds				Other Stats						
			FG-FGA	PCT	3FG-3FGA	PCT	FT-FTA	PCT	OFF	DEF	TOT	AVG	PF	A	TO	BLK	STL	PTS	AVG
Pacific	11/07/2022	88-78 W	28-67	.418	11-30	.367	11-14	.786	9	22	31	31.0	24	11	12	2	7	78	78.0
vs Wisconsin	11/11/2022	50-60 L	22-59	.373	5-20	.250	11-18	.611	9	23	32	31.5	20	9	9	4	11	60	69.0
San Diego St.	11/15/2022	62-74 L	26-51	.510	8-21	.381	14-18	.778	3	24	27	30.0	21	15	11	2	9	74	70.7
Cal Poly	11/18/2022	80-43 W	12-43	.279	6-23	.261	13-18	.722	5	20	25	28.8	17	5	16	1	4	43	63.8
vs Ole Miss	11/24/2022	68-72 L	29-58	.500	4-11	.364	10-15	.667	8	27	35	30.0	14	14	11	2	6	72	65.4
vs Florida St.	11/25/2022	70-60 W	21-48	.438	6-20	.300	12-18	.667	3	23	26	29.3	18	13	15	5	10	60	64.5
vs Memphis	11/27/2022	48-56 L	21-54	.389	6-18	.333	8-11	.727	7	28	35	30.1	11	14	10	4	7	56	63.3
UCLA	12/01/2022	66-80 L	32-54	.593	6-14	.429	10-11	.909	7	21	28	29.9	17	13	16	2	4	80	65.4
at Arizona St.	12/04/2022	64-68 L	25-57	.439	4-23	.174	14-20	.700	11	30	41	31.1	16	15	17	4	11	68	65.7
Green Bay	12/16/2022	85-40 W	13-49	.265	4-21	.190	10-16	.625	13	21	34	31.4	17	7	27	1	4	40	63.1
vs Texas	12/18/2022	62-72 L	28-62	.452	8-21	.381	8-11	.727	11	22	33	31.5	14	22	8	5	5	72	63.9
vs Loyola Chicago	12/22/2022	75-62 W	24-58	.414	7-23	.304	7-9	.778	7	22	29	31.3	21	9	12	2	5	62	63.8
Colorado	12/29/2022	70-73 L	27-56	.482	6-16	.375	13-18	.722	10	23	33	31.5	19	11	16	2	5	73	64.5
Utah	12/31/2022	66-71 L	23-40	.575	6-14	.429	19-23	.826	1	31	32	31.5	13	10	16	2	3	71	64.9
at California	01/06/2023	70-92 L	32-54	.593	16-22	.727	12-16	.750	11	19	30	31.4	15	21	10	1	4	92	66.7
at Washington	01/12/2023	69-86 L	33-59	.559	9-23	.391	11-13	.846	6	29	35	31.6	13	20	12	9	9	86	67.9
at Washington St.	01/14/2023	59-60 L	22-48	.458	10-27	.370	6-11	.545	7	16	23	31.1	14	13	6	3	3	60	67.5
Oregon St.	01/19/2023	67-46 W	14-41	.341	7-21	.333	11-15	.733	2	24	26	30.8	14	6	17	1	5	46	66.3
Total		1193	432-958	.451	129-368	.351	200-275	.727	130	425	555	30.8	298	228	241	52	112	1193	66.3
Stanford		1219	439-1015	.433	131-417	.314	210-297	.707	196	426	622	34.6	299	239	237	64	115	1219	67.7

Opponents Averages

Games Played	Points/game	FG Pct	3FG Pct	FT Pct	Rebounds/game	Assists/game	Turnovers/game	Assist/Turnover ratio	Steals/game	Blocks/game
18	66.3	45.1	35.1	72.7	30.8	12.7	13.4	0.9	6.2	2.9



2022-23 Stanford Men's Basketball Combined Team Statistics All games

Game Records

Record	Overall	Home	Away	Neutral
ALL GAMES	6-12	4-4	0-4	2-4
CONFERENCE	1-7	1-3	0-4	0-0
NON-CONFERENCE	5-5	3-1	0-0	2-4

Score by Periods

Team	1st	2nd	OT	TOT
Stanford	552	667	0	1219
Opponents	565	628	0	1193

Team Box Score

No.	Player	Total			3-Point			F-Throw		Rebounds				Other				PTS	AVG			
		GP-GS	MIN	AVG	FG-FGA	FG%	3FG-3FGA	3FG%	FT-FTA	FT%	OFF	DEF	TOT	AVG	PF	DQ	A			TO	BLK	STL
14	JONES, Spencer	17-15	467:28	27.5	78-196	.398	31-94	.330	30-37	.811	38	39	77	4.5	36	1	13	23	20	19	217	12.8
13	JONES, Michael	18-5	467:14	26.0	55-137	.401	25-84	.298	46-62	.742	10	40	50	2.8	29	0	37	16	4	15	181	10.1
55	INGRAM, Harrison	18-17	481:25	26.7	61-160	.381	16-57	.281	27-46	.587	30	65	95	5.3	31	0	57	40	11	10	165	9.2
42	RAYNAUD, Maxime	18-8	338:46	18.8	58-106	.547	7-24	.292	8-17	.471	29	63	92	5.1	28	0	11	21	11	8	131	7.3
23	ANGEL, Brandon	18-17	419:46	23.3	45-106	.425	9-41	.220	30-32	.938	20	50	70	3.9	47	1	26	30	3	11	129	7.2
22	KEEFE, James	17-9	325:20	19.1	36-60	.600	0-0	.000	24-44	.545	29	54	83	4.9	30	0	18	18	7	14	96	5.6
10	MURRELL, Max	16-0	222:38	13.9	24-47	.511	14-30	.467	12-14	.857	5	26	31	1.9	21	0	7	9	7	6	74	4.6
11	AGARWAL, Ryan	13-0	118:17	9.1	19-38	.500	16-34	.471	1-3	.333	0	10	10	0.8	8	0	3	8	0	4	55	4.2
5	O'CONNELL, Michael	18-13	396:18	22.0	26-72	.361	2-17	.118	17-20	.850	9	31	40	2.2	24	0	35	27	0	18	71	3.9
1	SILVA, Isa	17-5	252:48	14.9	24-59	.407	3-16	.188	15-22	.682	0	11	11	0.6	35	0	24	19	0	5	66	3.9
3	MOSS, Jarvis	7-0	35:47	5.1	7-19	.368	5-12	.417	0-0	.000	1	8	9	1.3	2	0	1	0	1	1	19	2.7
15	GEALER, Benny	9-0	52:04	5.8	4-7	.571	3-6	.500	0-0	.000	1	3	4	0.4	5	0	5	9	0	3	11	1.2
21	BEGOVICH, Neal	4-1	15:43	3.9	2-6	.333	0-2	.000	0-0	.000	0	1	1	0.3	2	0	2	1	0	1	4	1.0
25	GIL-SILVA, Josue	2-0	03:13	1.6	0-1	.000	0-0	.000	0-0	.000	0	1	1	0.5	1	0	0	0	0	0	0	0.0
2	YUAN, Roy	2-0	03:13	1.6	0-1	.000	0-0	.000	0-0	.000	0	0	0	0.0	0	0	0	0	0	0	0	0.0
Team											24	24	48				16					
Total		18	3600		439-1015	.433	131-417	.314	210-297	.707	196	426	622	34.6	299	2	239	237	64	115	1219	67.7
Opponents		18	3600		432-958	.451	129-368	.351	200-275	.727	130	425	555	30.8	298	3	228	241	52	112	1193	66.3

Team Statistics

	STAN	OPP
Scoring	1219	1193
Points per game	67.7	66.3
Scoring margin	+1.4	-
Field goals-att	439-1015	432-958
Field goal pct	.433	.451
3 point fg-att	131-417	129-368
3-point FG pct	.314	.351
3-pt FG made per game	7.3	7.2
Free throws-att	210-297	200-275
Free throw pct	.707	.727
F-Throws made per game	11.7	11.1
Rebounds	622	555
Rebounds per game	34.6	30.8
Rebounding margin	+3.7	-
Assists	239	228
Assists per game	13.3	12.7
Turnovers	237	241
Turnovers per game	13.2	13.4
Turnover margin	+0.2	-
Assist/turnover ratio	1.0	0.9
Steals	115	112
Steals per game	6.4	6.2
Blocks	64	52
Blocks per game	3.6	2.9
Winning streak	1	-
Home win streak	1	-
Attendance	25200	20174
Home games-Avg/Game	8-3150	4-5044
Neutral site-Avg/Game	-	6-4372

Team Results

Date	Opponent	Score	Att.
11/07/2022	Pacific	W 88-78	3380
11/11/2022	vs Wisconsin	L 50-60	17927
11/15/2022	San Diego St.	L 62-74	3945
11/18/2022	Cal Poly	W 80-43	2263
11/24/2022	vs Ole Miss	L 68-72	1211
11/25/2022	vs Florida St.	W 70-60	1108
11/27/2022	vs Memphis	L 48-56	0
12/01/2022	UCLA	L 66-80	4848
12/04/2022	at Arizona St.	L 64-68	7243
12/16/2022	Green Bay	W 85-40	2583
12/18/2022	vs Texas	L 62-72	4700
12/22/2022	vs Loyola Chicago	W 75-62	1287
12/29/2022	Colorado	L 70-73	2640
12/31/2022	Utah	L 66-71	2759
01/06/2023	at California	L 70-92	3649
01/12/2023	at Washington	L 69-86	5692
01/14/2023	at Washington St.	L 59-60	3590
01/19/2023	Oregon St.	W 67-46	2782





**2022-23 Stanford Men's Basketball
Combined Team Statistics
In Conference games**

Game Records

Record	Overall	Home	Away	Neutral
ALL GAMES	1-7	1-3	0-4	0-0
CONFERENCE	1-7	1-3	0-4	0-0
NON-CONFERENCE	0-0	0-0	0-0	0-0

Score by Periods

Team	1st	2nd	OT	TOT
Stanford	241	290	0	531
Opponents	290	286	0	576

Team Box Score

No.	Player	Total			3-Point		F-Throw		Rebounds				PF DQ A TO BLK STL PTS				AVG					
		GP-GS	MIN	AVG	FG-FGA	FG%	3FG-3FGA	3FG%	FT-FTA	FT%	OFF	DEF	TOT	AVG	PF	DQ		A	TO	BLK	STL	PTS
14	JONES, Spencer	8-8	233:24	29.2	44-101	.436	19-50	.380	22-26	.846	23	18	41	5.1	20	1	3	9	6	11	129	16.1
13	JONES, Michael	8-2	207:06	25.9	24-60	.400	14-37	.378	15-20	.750	6	15	21	2.6	12	0	19	8	1	6	77	9.6
55	INGRAM, Harrison	8-7	210:38	26.3	28-75	.373	5-27	.185	4-13	.308	17	28	45	5.6	10	0	27	16	4	7	65	8.1
42	RAYNAUD, Maxime	8-6	161:34	20.2	30-55	.545	2-12	.167	2-6	.333	15	23	38	4.8	15	0	5	6	3	5	64	8.0
11	AGARWAL, Ryan	6-0	60:17	10.0	11-23	.478	10-22	.455	1-2	.500	0	5	5	0.8	4	0	1	4	0	1	33	5.5
23	ANGEL, Brandon	8-7	173:23	21.7	15-36	.417	2-12	.167	10-10	1.000	9	19	28	3.5	21	1	13	15	0	7	42	5.3
1	SILVA, Isa	7-1	110:18	15.8	13-30	.433	2-7	.286	8-13	.615	0	3	3	0.4	14	0	12	7	0	0	36	5.1
10	MURRELL, Max	6-0	91:04	15.2	10-22	.455	6-16	.375	2-2	1.000	1	7	8	1.3	11	0	1	5	4	1	28	4.7
22	KEEFE, James	7-1	121:33	17.4	10-23	.435	0-0	.000	9-13	.692	14	18	32	4.6	9	0	7	1	4	4	29	4.1
5	O'CONNELL, Michael	8-7	189:38	23.7	9-35	.257	1-8	.125	6-8	.750	3	9	12	1.5	9	0	17	9	0	10	25	3.1
3	MOSS, Jarvis	3-0	07:54	2.6	1-4	.250	1-3	.333	0-0	.000	0	3	3	1.0	1	0	0	0	1	1	3	1.0
25	GIL-SILVA, Josue	1-0	01:23	1.4	0-1	.000	0-0	.000	0-0	.000	0	1	1	1.0	0	0	0	0	0	0	0	0.0
2	YUAN, Roy	1-0	01:23	1.4	0-0	.000	0-0	.000	0-0	.000	0	0	0	0.0	0	0	0	0	0	0	0	0.0
21	BEGOVICH, Neal	2-1	05:17	2.6	0-0	.000	0-0	.000	0-0	.000	0	0	0	0.0	1	0	0	1	0	0	0	0.0
15	GEALER, Benny	6-0	25:07	4.2	0-2	.000	0-2	.000	0-0	.000	0	0	0	0.0	2	0	0	4	0	2	0	0.0
Team											9	9	18					8				
Total		8	1600		195-467	.418	62-196	.316	79-113	.699	97	158	255	31.9	129	2	105	93	23	55	531	66.4
Opponents		8	1600		208-409	.509	64-160	.400	96-127	.756	55	193	248	31.0	121	2	109	110	24	44	576	72.0

Team Statistics

	STAN	OPP
Scoring	531	576
Points per game	66.4	72.0
Scoring margin	-5.6	-
Field goals-att	195-467	208-409
Field goal pct	.418	.509
3 point fg-att	62-196	64-160
3-point FG pct	.316	.400
3-pt FG made per game	7.8	8.0
Free throws-att	79-113	96-127
Free throw pct	.699	.756
F-Throws made per game	9.9	12.0
Rebounds	255	248
Rebounds per game	31.9	31.0
Rebounding margin	+0.9	-
Assists	105	109
Assists per game	13.1	13.6
Turnovers	93	110
Turnovers per game	11.6	13.8
Turnover margin	+2.1	-
Assist/turnover ratio	1.1	1.0
Steals	55	44
Steals per game	6.9	5.5
Blocks	23	24
Blocks per game	2.9	3.0
Winning streak	1	-
Home win streak	1	-
Attendance	13029	20174
Home games-Avg/Game	4-3257	4-5044
Neutral site-Avg/Game	-	0-0

Team Results

Date	Opponent		Score	Att.
12/01/2022	UCLA	L	66-80	4848
12/04/2022	at Arizona St.	L	64-68	7243
12/29/2022	Colorado	L	70-73	2640
12/31/2022	Utah	L	66-71	2759
01/06/2023	at California	L	70-92	3649
01/12/2023	at Washington	L	69-86	5692
01/14/2023	at Washington St.	L	59-60	3590
01/19/2023	Oregon St.	W	67-46	2782






1 **Isa Silva**

G • 6-4 • 190 • So.
Sacramento, Calif.
Jesuit



2 **Roy Yuan**

G • 6-1 • 170 • Sr.
San Jose, Calif.
Saint Francis



3 **Jarvis Moss**

G • 6-4 • 200 • So.
Concord, N.C.
Cannon School



5 **Michael O'Connell**

G • 6-2 • 195 • Jr.
Mineola, N.Y.
Blair Academy (N.J.)



10 **Max Murrell**

F • 6-9 • 225 • Jr.
Omaha, Neb.
Millard North



11 **Ryan Agarwal**

G • 6-6 • 190 • Fr.
Coppell, Texas
Coppell



13 **Michael Jones**

G • 6-5 • 205 • Gr.
Woodbury, Minn.
Davidson



14 **Spencer Jones**

F • 6-7 • 225 • Sr.
Roeland Park, Kan.
Bishop Miege



15 **Benny Gealer**

G • 6-1 • 160 • Fr.
Palos Verdes Estates, Calif.
Rolling Hills Prep



21 **Neal Begovich**

F • 6-9 • 230 • R-Jr.
San Francisco, Calif.
St. Ignatius College Prep



22 **James Keefe**

F • 6-9 • 240 • Sr.
Los Angeles, Calif.
Loyola




23 **Brandon Angel**

F • 6-8 • 240 • Jr.
San Diego, Calif.
Torrey Pines



24 **Jaylen Thompson**

F • 6-8 • 195 • Fr.
Oakland, Calif.
Southern CA Academy



25 **Josue Gil-Silva**

G • 6-1 • 185 • Sr.
Salinas, Calif.
Alisal



42 **Maxime Raynaud**

F • 7-1 • 250 • So.
Paris, France
Lycee Henri IV



55 **Harrison Ingram**

F • 6-7 • 230 • So.
Dallas, Texas
St. Mark's



Jerod Haase

Anne and Tony
Joseph Director of
Men's Basketball



Jesse Pruitt

James C. Gaither
Assistant Men's
Basketball Coach



Rob Ehsan

Oscar da Silva
Assistant Men's
Basketball Coach



Brandon Dunson

Assistant Coach




David Berkun

Assistant Athletics
Director, Men's
Basketball



Nate Britt II

Director of Player
Development



Michael Chatman

Sports Performance
Coach



Jack Frost

Assistant to the
Head Coach



Dominic Vincentini

Associate Athletic
Trainer



Michael Reutt

Assitant Director,
Basketball
Operations