

2022 SCHEDULE

SEPTEMBER

Date	Day	Opponent	TV	Time
3	Sat.	vs. #3 Georgia [^]	ABC	L, 49-3
10	Sat.	EASTERN WASH.	P12N	W, 70-14
17	Sat.	#12 BYU	FOX	W, 41-20
24	Sat.	at Washington State*	FOX	W, 44-41

OCTOBER

Date	Day	Opponent	TV	Time
1	Sat.	STANFORD*	FS1	8:10 PM
8	Sat.	at Arizona*	P12N	6 PM
22	Sat.	UCLA*	TBD	TBD
29	Sat.	at California*	TBD	TBD

NOVEMBER

Date	Day	Opponent	TV	Time
5	Sat.	at Colorado*	TBD	TBD
12	Sat.	WASHINGTON*	TBD	TBD
19	Sat.	UTAH*	TBD	TBD
26	Sat.	at Oregon State*	ABC/ESPN	TBD

DECEMBER

Date	Day	Opponent	TV	Time
2	Fri.	Pac-12 CG %	FOX	5 PM

All Times PST

Home games at Autzen Stadium in **BOLD CAPS**

[^] Chick-Fil-A Kickoff Game at Mercedes-Benz Stadium (Atlanta, Ga.)

* Pac-12 Conference Game

% Pac-12 Championship Game at Allegiant Stadium (Las Vegas, Nev.)

SERIES VS. STANFORD

SERIES HISTORY

Stanford leads, 50-34-1

In Eugene: Stanford leads, 17-14

In Stanford: Stanford leads, 30-15-1

Neutral Site: Oregon leads, 5-3

Last 10 Games

Year	UO/Opp. Rank	Site	Result
10/2/2021	3/-	Stanford, Calif.	L (OT), 31-24
11/7/2020	12/-	Eugene, Ore.	W, 35-14
9/21/2019	16/-	Stanford, Calif.	W, 21-6
9/20/2018	20/7	Eugene, Ore.	L (OT), 38-31
10/14/2017	-/23	Stanford, Calif.	L, 49-7
11/12/2016	-/-	Eugene, Ore.	L, 52-27
11/14/2015	-/7	Stanford, Calif.	W, 38-36
11/1/2014	5/-	Eugene, Ore.	W, 45-16
11/7/2013	2/6	Stanford, Calif.	L, 26-20
11/17/2012	1/14	Eugene, Ore.	L (OT), 17-14

WHAT'S INSIDE

Rosters	3	Leaders & Starters	26
Coaching Staff	6	Series vs. Stanford	28
Last Time Out	7	Honors & Awards	29
Stats Snapshot	8	Polls & #ProDucks	30
HC Dan Lanning	11	Individual Player Pages	31
Team Notes	13	Game Recaps	58
QB Bo Nix	14	Drive Charts	62
Offensive Notes	15	The Last Time	63
LB Noah Sewell	21	Media Schedule	65
Defensive Notes	22	Season Stats	66



GAME 5

#13 OREGON VS. STANFORD

Saturday, October 1, 2022

FS1 | 8:10 PM PT

Autzen Stadium | Eugene, Ore.

Twitter: @OregonFootball

THE MATCHUP



#13 OREGON DUCKS (3-1, 1-0 PAC-12)

AP/Coaches Rank: 13/15

Head Coach: Dan Lanning (William Jewell College, 2008)

Record at Oregon: 3-1 (1st Season)

Career Record: Same

VS



STANFORD CARDINAL (1-2, 0-2 PAC-12)

AP/Coaches Rank: NR/NR

Head Coach: David Shaw (Stanford, 1994)

Record at Stanford: 94-47 (12th Season)

Career Record: Same

BROADCAST INFORMATION

TV: FS1

Play-By-Play: Alex Faust

Analyst: Petros Papadakis

RADIO: Oregon Sports Network

Local: KUJZ-FM 95.3 (Eugene) | KFXX-AM 1080 (Portland) | Sirius: 133 | XM: 197

Play-By-Play: Jerry Allen | Analyst: Mike Jorgensen

Sideline: Joey McMurry | Pre-Game Show: Terry Jonz

TALKING POINTS

#PAC12AFTERDARK VS. CARDINAL

The No. 13 Ducks are back under the lights at Autzen Stadium on Saturday night, hosting Stanford in an 8 P.M. showdown on FS1. The two teams have split the last four meetings, with Stanford winning in overtime in 2018 and 2021, and Oregon winning comfortably in 2019 and 2020. The Cardinal lead the all-time series, 50-34-1, with a 17-14 advantage in Eugene.

DUCKS COMPLETE EPIC COMEBACK

Oregon opened Pac-12 play with a win in dramatic fashion last week at Washington State, scoring 29 points in the fourth quarter to erase a 12-point deficit and win, 44-41. Trailing 34-22 with under four minutes to play, **BO NIX** found **CAM MCCORMICK** for a 1-yard touchdown, and then hit Troy Franklin for a 50-yard score to put Oregon up three with 1:21 to play. On WSU's next offensive play, **MASE FUNA** jumped a screen pass and sealed the game for the Ducks with a 27-yard pick-six. Oregon's offense racked up 624 total yards, with Nix completing a career-high 33 passes for a career-high 428 yards and three touchdowns. Franklin put together his third straight big game with five catches for 137 yards and a touchdown, **BUCKY IRVING** and **NOAH WHITTINGTON** combined for 188 all-purpose yards and a score, and **NOAH SEWELL** headlined the defense with 2.5 TFLs, a sack and nine tackles.

PROTECTING HOME TURF

- » 21-game home win streak, third-longest in the FBS.
- » 15-game home conference win streak, fourth-longest in the FBS.
- » 30-game nonconference win streak, second-longest in the FBS.
- » 222-100-5 all-time at Autzen Stadium (56th season).

CLEAN POCKET

Oregon enters week five as the only team in the FBS yet to allow a sack this season. The Ducks lead the nation with a 94.2 pass-blocking grade from Pro Football Focus, earning a grade of 90.0 or better each of the last three games. The O-line is credited with allowing just 11 total pressures, eight hurries and three QB hits through four games.

DID YOU KNOW?



Quarterback **BO NIX** leads the nation with an 84.4 completion percentage in the first quarter (27-of-32).

NUMBERS TO KNOW

0

Oregon is the only FBS team yet to allow a sack. The O-line leads the nation with a 94.2 pass-blocking grade from PFF.

The Ducks own the nation's fourth-longest active conference home winning streak at 15 games, one shy of the program record.

15

21

Oregon has won 21 straight home games, the third-longest active streak in the nation and two shy of the program record.

The Ducks' 29 fourth-quarter points at WSU are the most Oregon has scored in the fourth quarter since at least 1971.

29

305

WR Troy Franklin has 18 catches for 305 yards in the last three games (101.7 YPG), most in the Pac-12 during that stretch.



SPENCER WEBB

2000–2022

In loving memory of our Teammate. Our Friend. Our Brother.

NUMERICAL ROSTER

No.	Name	Pos.	Ht.	Wt.	Cl./Exp.	Hometown (HS/Other)
0	Christian Gonzalez	DB	6-2	201	So./TR	The Colony, Texas (The Colony/Colorado)
0	Bucky Irving	RB	5-10	194	So./TR	Chicago, Ill. (Hillcrest HS/Minnesota)
1	Kris Hutson	WR	5-11	172	So./2L	Compton, Calif. (St. John Bosco HS)
1	Noah Sewell	ILB	6-2	253	So./2L	Malaeimi, American Samoa (Orem HS <Utah>)
2	DJ Johnson	OLB	6-4	270	Sr./3L*	Sacramento, Calif. (Luther Burbank HS/Miami)
2	Dont'e Thornton	WR	6-5	199	So./1L	Baltimore, Md. (Mount Saint Joseph HS)
3	Brandon Dorlus	DE	6-3	290	Jr./3L	Fort Lauderdale, Fla. (Deerfield Beach HS)
3	Terrance Ferguson	TE	6-5	255	So./1L	Denver, Colo. (Heritage HS)
4	Bennett Williams	DB	6-0	205	Sr./2L*	Campbell, Calif. (St. Francis HS/Illinois/College of San Mateo)
5	Sean Dollars	RB	5-8	199	So./1L*	Rancho Cucamonga, Calif. (Mater Dei HS)
5	Anthony Jones	OLB	6-3	243	Fr./HS	Las Vegas, Nev. (Liberty HS)
6	Isaah Crocker	WR	6-1	183	Jr./1L*	Sacramento, Calif. (Inderkum HS)
6	Jahlil Florence	DB	6-1	191	Fr./HS	Southeast San Diego, Calif. (Lincoln HS)
7	Seven McGee	WR	5-8	180	So./1L	Rochester, N.Y. (East HS)
7	Steve Stephens IV	DB	6-0	197	Jr./3L*	Fresno, Calif. (Edison HS)
8	Dontae Manning	DB	5-10	189	So./1L	Kansas City, Mo. (Raytown HS)
8	Moliki Matavao	TE	6-6	256	So./1L	Henderson, Nev. (Liberty HS)
9	Jay Butterfield	QB	6-6	216	R-Fr./SQ*	Brentwood, Calif. (Liberty HS)
9	Jaden Navarrette	OLB	6-3	230	R-Fr./SQ*	Norco, Calif. (Norco HS)
10	Justin Flowe	ILB	6-3	220	R-Fr./SQ*	Chino, Calif. (Upland HS)
10	Bo Nix	QB	6-2	213	Sr./TR	Pinson, Ala. (Pinson Valley HS/Auburn)
11	Trikweze Bridges	DB	6-3	192	So./2L*	Lanett, Ala. (Lanett HS)
11	Troy Franklin	WR	6-3	178	So./1L	East Palo Alto, Calif. (Menlo-Atherton HS)
12	Daymon David	DB	6-0	182	So./1L	Baltimore, Md. (Franklin HS)
12	Terrell Tilmon	TE	6-5	221	So./1L	Mansfield, Texas (Mansfield Timberview HS)
13	Bryan Addison	DB	6-5	195	Jr./3L*	Gardena, Calif. (Junipero Serra HS)
13	Ty Thompson	QB	6-4	224	R-Fr./SQ*	Gilbert, Ariz. (Mesquite HS)
14	Justius Lowe	WR	6-1	182	Fr./HS	Portland, Ore. (Lake Oswego HS)
14	Khamari Terrell	DB	6-1	174	Fr./HS	Killeen, Texas (Shoemaker HS)
15	Isaiah Brevard	WR	6-3	196	R-Fr./SQ*	Memphis, Tenn. (Southaven HS <Miss.>)
15	Jake Van Dyne	QB	6-2	187	So./TR	Kansas City, Mo. (Liberty North HS/Missouri State)
16	Marcus Sanders	QB	6-5	228	Fr./HS	Union City, Calif. (James Logan HS)
17	Kyler Kasper	WR	6-6	193	Fr./HS	Gilbert, Ariz. (Williams Field HS)
17	Jabril McNeill	OLB	6-4	230	So./1L	Raleigh, N.C. (Sanderson HS)
18	Mase Funa	OLB	6-3	255	Jr./3L	Anaheim, Calif. (Mater Dei HS)
19	Caleb Chapman	WR	6-5	218	Sr./TR	Clear Lake, Texas (Clear Brook HS/Texas A&M)
19	Jamal Hill	DB	6-0	211	Jr./3L	Rex, Ga. (Morrow HS)
20	Jordan James	RB	5-10	210	Fr./HS	Nashville, Tenn. (Oakland HS)
20	Jalil Tucker	DB	6-0	165	Fr./HS	San Diego, Calif. (Lincoln HS)
21	Keith Brown	ILB	6-1	235	So./1L	Lebanon, Ore. (Lebanon HS)
21	Byron Cardwell	RB	6-0	206	So./1L	San Diego, Calif. (Morse HS)
22	Darren Barkins	DB	5-9	170	R-Fr./SQ*	Spring Valley, Calif. (Mater Dei Catholic HS)
22	Noah Whittington	RB	5-8	194	So./TR	Fort Valley, Ga. (Peach County HS/Western Kentucky)
23	Chase Cota	WR	6-4	200	Sr./TR	Medford, Ore. (South Medford HS/UCLA)
23	Trejon Williams	DB	5-11	187	Fr./HS	Portland, Ore. (Jefferson HS)
24	JJ Greenfield	DB	6-1	178	R-Fr./SQ	Crenshaw, Calif. (Narbonne HS)
25	Brison Cobbins	RB	5-8	193	So./TR	Kansas City, Kan. (Bishop Miege HS/Missouri Western)
25	Jonathan Flowe	DB	6-1	209	R-Fr./SQ*	Chino, Calif. (Upland HS)
26	Ellis Bynum	RB	5-8	187	Fr./HS	Portland, Ore. (Central Catholic HS)
26	Devon Jackson	ILB	6-2	214	Fr./HS	Omaha, Neb. (Burke HS)
27	Marko Vidackovic	DB	6-1	192	So./SQ	Stuttgart, Germany (Lincoln HS <Ore.>)
28	Preston Alford	RB	5-10	194	Fr./HS	Dripping Springs, Texas (Dripping Springs HS)
28	Avante Dickerson	DB	6-0	173	So./1L	Omaha, Neb. (Westside HS)
29	Kilohana Haasenritter	RB	5-8	189	R-Fr./TR	Hilo, Hawai'i (Hilo HS/Hawaii)
29	Dominic Stephens	DB	6-1	181	Fr./HS	Fort Lauderdale, Fla. (American Heritage)
30	Donovan Dalton	DB	6-3	208	Sr./TR	Apple Valley, Minn. (Saguaro HS/Hawaii)
31	DJ Beckum	DB	5-9	166	So./TR	Columbus, Miss. (McQueen HS/Ole Miss)
31	La'Vaughn Luellen	RB	5-10	230	R-Fr./SQ*	Omaha, Neb. (Omaha North HS)
32	Emar'ion Winston	OLB	6-4	245	Fr./HS	Portland, Ore. (Central Catholic HS)
33	Jeffrey Bassa	ILB	6-2	212	So./1L	Kearns, Utah (Kearns HS)
34	Aaron Smith	RB	5-11	225	R-Fr./SQ*	San Jose, Calif. (Archbishop Mitty HS)
34	Harrison Taggart	ILB	6-1	216	Fr./HS	Draper, Utah (Corner Canyon HS)
35	Micah Roth	ILB	6-2	223	Sr./1L	Temecula, Calif. (Calvary Murrieta HS/Azusa Pacific)

ALPHABETICAL ROSTER

No.	Name	Pos.
13	Bryan Addison	DB
97	Maceal Afaese	DT
28	Preston Alford	RB
86	Darrian Anderson	WR
50	Popo Aumavae	DT
71	Malaesala Aumavae-Laulu	OL
91	Alex Bales	K
22	Darren Barkins	DB
93	Adam Barry	P
56	T.J. Bass	OL
33	Jeffrey Bassa	ILB
57	Luke Basso	LS
45	Karsten Battles	LS
31	DJ Beckum	DB
46	Bryce Boettcher	DB
98	Andrew Boyle	K
15	Isaiah Brevard	WR
11	Trikweze Bridges	DB
21	Keith Brown	LB
43	Brandon Buckner	OLB
45	Peter Burke	TE
9	Jay Butterfield	QB
26	Ellis Bynum	RB
21	Byron Cardwell	RB
19	Caleb Chapman	WR
25	Brison Cobbins	RB
76	Josh Conerly Jr.	OL
23	Chase Cota	WR
6	Isaah Crocker	WR
30	Donovan Dalton	DB
12	Daymon David	DB
36	Timon Davis	DB
83	Josh Delgado	WR
73	Ty Delgado	DL
28	Avante Dickerson	DB
5	Sean Dollars	RB
3	Brandon Dorlus	DE
3	Terrance Ferguson	TE
6	Jahlil Florence	DB
25	Jonathan Flowe	DB
10	Justin Flowe	ILB
78	Alex Forsyth	OL
11	Troy Franklin	WR
18	Mase Funa	OLB
0	Christian Gonzalez	DB
24	JJ Greenfield	DB
41	Zach Grisham	DB
29	Kilohana Haasenritter	RB
71	Malachi Hannah	OLB
55	Marcus Harper II	OL
88	Patrick Herbert	TE
19	Jamal Hill	DB
1	Kris Hutson	WR
0	Bucky Irving	RB
52	Dave Iuli	OL
26	Devon Jackson	ILB
20	Jordan James	RB
92	Ross James	P
69	Bailey Jaramillo	OL
70	Dawson Jaramillo	OL
82	Michael Jennings	WR
2	DJ Johnson	OLB
5	Anthony Jones	OLB



NUMERICAL ROSTER

Table with columns: No., Name, Pos., Ht., Wt., Cl./Exp., Hometown (HS/Other). Lists 99 players including Timon Davis, Max Wysocki, Rayquan Williams, etc.

* - Utilized Redshirt

ALPHABETICAL ROSTER

Table with columns: No., Name, Pos. Lists 99 players alphabetically by name, including Steven Jones, Tyler Nanne, etc.



ROSTER BY POSITION

Quarterback (5)

#9 Jay Butterfield	#15 Jake Van Dyne
#10 Bo Nix	#16 Marcus Sanders
#13 Ty Thompson	

Running Back (11)

#0 Bucky Irving	#26 Ellis Bynum
#5 Sean Dollars	#28 Preston Alford
#20 Jordan James	#29 Kilohana Haasenritter
#21 Byron Cardwell	#31 La'Vaughn Luellen
#22 Noah Whittington	#34 Aaron Smith
#25 Brison Cobbins	

Wide Receiver (17)

#1 Kris Hutson	#23 Chase Cota
#2 Dont'e Thornton	#38 Kade Wisher
#6 Isaah Crocker	#80 Cole Prusia
#7 Seven McGee	#82 Michael Jennings
#11 Troy Franklin	#83 Josh Delgado
#14 Justius Lowe	#85 Malachi Russell
#15 Isaiah Brevard	#86 Darrian Anderson
#17 Kyler Kasper	#87 Von Reames
#19 Caleb Chapman	

Tight End (7)

#3 Terrance Ferguson	#84 Cam McCormick
#8 Moliiki Matavao	#88 Patrick Herbert
#12 Terrell Tilmon	#89 Tyler Nanney
#45 Peter Burke	

Offensive Line (19)

#52 Dave Iuli	#70 Dawson Jaramillo
#53 Ryan Walk	#71 Malaesala Aumavae-Laulu
#55 Marcus Harper II	#72 Bram Walden
#56 T.J. Bass	#73 Kawika Rogers
#58 Jackson Powers-Johnson	#74 Steven Jones
#60 Kanen Rossi	#75 Faaope Laloulu
#62 Holden Whipple	#76 Josh Conerly Jr.
#65 Charlie Pickard	#77 Michael Wooten
#67 Cole Young	#78 Alex Forsyth
#69 Bailey Jaramillo	

Kicker (3)

#49 Camden Lewis	#98 Andrew Boyle
#91 Alex Bales	

Defensive Line (16)

#3 Brandon Dorlus	#73 Ty Delgado
#40 Sir Mells	#90 Jake Shipley
#44 Bradyn Swinson	#91 Jordan Riley
#48 Treven Ma'ae	#94 Sua'ava Poti
#50 Popo Aumavae	#95 Keyon Ware-Hudson
#52 Ben Roberts	#97 Macael Afaese
#55 Taki Taimani	#98 Casey Rogers
#61 Josh Simmons	#99 Keanu Williams

Outside Linebacker (8)

#2 DJ Johnson	#18 Mase Funa
#5 Anthony Jones	#32 Emar'rion Winston
#9 Jaden Navarrette	#43 Brandon Buckner
#17 Jabriil McNeill	#71 Malachi Hannah

Inside Linebacker (9)

#1 Noah Sewell	#34 Harrison Taggart
#10 Justin Flowe	#35 Micah Roth
#21 Keith Brown	#42 Jackson LaDuke
#26 Devon Jackson	#47 Elijah Williams
#33 Jeffrey Bassa	

Defensive Back (27)

#0 Christian Gonzalez	#25 Jonathan Flowe
#4 Bennett Williams	#27 Marko Vidackovic
#6 Jahli Florence	#28 Avante Dickerson
#7 Steve Stephens IV	#29 Dominic Stephens
#8 Dontae Manning	#30 Donovan Dalton
#11 Trikweze Bridges	#31 DJ Beckum
#12 Daymon David	#36 Timon Davis
#13 Bryan Addison	#37 Max Wysocki
#14 Khamari Terrell	#38 Rayquan Williams
#19 Jamal Hill	#39 Dane Sipos
#20 Jaiil Tucker	#41 Zach Grisham
#22 Darren Barkins	#43 Devin Morrow
#23 Trejon Williams	#46 Bryce Boettcher
#24 JJ Greenfield	

Punter (3)

#92 Ross James	#96 Lachlan Bruce
#93 Adam Barry	

Long Snapper (2)

#45 Karsten Battles	#57 Luke Basso
---------------------	----------------

ROSTER BY GEOGRAPHY

California (33)
 #1 Hutson, #2 Johnson, #4 B. Williams, #5 Dollars, #6 Crocker, #6 Florence, #7 Stephens IV, #9 Butterfield, #9 Navarrette, #10 Ju. Flowe, #11 Franklin, #13 Addison, #16 Sanders, #18 Funa, #20 Tucker, #21 Cardwell, #22 Barkins, #24 Greenfield, #25 Jo. Flowe, #34 Smith, #35 Roth, #50 Aumavae, #71 Hannah, #74 S. Jones, #77 Wooten, #82 Jennings, #83 Delgado, #85 Russell, #89 Nanney, #90 Shipley, #94 Poti, #95 Ware-Hudson, #99 Williams

Oregon (24)
 #14 Lowe, #21 Brown, #23 Cota, #23 T. Williams, #26 Bynum, #32 Winston, #36 Davis, #38 Wisher, #39 Sipos, #41 Grisham, #45 Burke, #46 Boettcher, #53 Walk, #57 Basso, #60 Rossi, #62 Whipple, #65 Pickard, #69 B. Jaramillo, #70 D. Jaramillo, #73 Delgado, #78 Forsyth, #80 Prusia, #84 McCormick, #88 Herbert

Hawaii (7)
 #29 Haasenritter, #48 Ma'ae, #71 Aumavae-Laulu, #73 K. Rogers, #75 Laloulu, #86 Anderson, #97 Afaese

Texas (6)
 #0 Gonzalez, #12 Tilmon, #14 Terrell, #19 Chapman, #28 Alford, #45 Battles

Washington (6)
 #52 Iuli, #52 Roberts, #56 Bass, #67 Young, #76 Conerly Jr., #98 Boyle

North Carolina (5)
 #17 McNeill, #43 Buckner, #49 Lewis, #61 Simmons, #91 Riley

Utah (4)
 #33 Bassa, #34 Taggart, #55 Taimani, #58 Powers-Johnson

Georgia (4)
 #19 Hill, #22 Whittington, #43 Morrow, #44 Swinson

Nevada (4)
 #5 A. Jones, #8 Matavao, #40 Mells, #42 LaDuke

Arizona (3)
 #13 Thompson, #17 Kasper, #73 Walden

Illinois (3)
 #0 Irving, #47 E. Williams, #55 Harper II

Maryland (3)
 #2 Thornton, #12 David, #87 Reames

Nebraska (3)
 #26 Jackson, #28 Dickerson, #31 Luellen

Tennessee (3)
 #15 Brevard, #20 J. James, #38 R. Williams

Alabama (2)
 #10 Nix, #11 Bridges

Florida (2)
 #3 Dorlus, #29 Stephens

Mississippi (2)
 #31 Beckum, #92 R. James

Missouri (2)
 #8 Manning, #15 Van Dyne

New York (2)
 #7 McGee, #98 C. Rogers

American Samoa (1)
 #1 Sewell

Australia (1)
 #96 Bruce

Colorado (1)
 #3 Ferguson

Germany (1)
 #27 Vidackovic

Indiana (1)
 #91 Bales

Kansas (1)
 #25 Cobbins

Kentucky (1)
 #93 Barry

Minnesota (1)
 #30 Dalton

Virginia (1)
 #37 Wysocki

PRONUNCIATIONS

PLAYERS

Maceal Afaese	muh-kel / off-uh-es-ay
Popo Aumavae	poe-poe / ah-moo-VYE
Malaesala Aumavae-Laulu	muh-lie-saul-uh
	ah-moo-VYE law-oo-loo
Bryce Boettcher	BETCH-er
Trikweze Bridges.....	TRY-kwez
Chase Cota	COAT-uh
Timon Davis.....	tim-ON
Brandon Dorlus	door-lus
Alex Forsyth	FOR-sythe
Mase Funa	mace / foo-nuh
Kilohana Haasenritter	key-low-HA-na / HOSS-en-ritt-er
Dave Iuli	EYE-ool-ee
Devon Jackson.....	Dev-in
Bailey & Dawson Jaramillo	jer-uh-mill-oh
Faaope Laloulu	fa-oh-pay / la-low-oo-loo
Treven Ma'ae	muh-eye

Moliiki Matavao	mo-lee-key / mah-tah-vow
Tyler Nanney	nan-ee
Jaden Navarrette	nav-eh-rrret-ay
Sua'ava Poti	su-ave-uh / poe-tee
Kawika Rogers.....	Kuh-vee-ka
Kanen Rossi	KANE-in / ross-E
Dane Sipos	see-pis
Taki Taimani	TAH-kee / Tie-MA-nee
Khamari Terrell	Kuh-MAR-ee / Ter-EL
Marko Vidackovic	vi-DOTCH-ko-vitch
Emar'rion Winston.....	Eh-MAR-ee-on
Max Wysocki	why-sock-ee

COACHES

Tosh Lupo	Loo-poy
Demetrice Martin.....	Duh-MEE-tris
Tony Tuoti	TOO-ee-oh-tee

COACHING STAFF

Name	Position	UO Experience	Alma Mater
Dan Lanning	Head Coach	First Season	William Jewell College
Kenny Dillingham	Offensive Coordinator/Quarterbacks	First Season	Arizona State
Tosh Lupoi	Defensive Coordinator/Linebackers	First Season	California
Adrian Klemm	Associate HC/Offensive Line/Run Game Coordinator	First Season	Hawai'i
Junior Adams	Co-Offensive Coordinator/Wide Receivers	First Season	Oregon State/Montana State
Joe Lorig	Special Teams Coordinator/Nickels	First Season	Western Oregon
Matthew Powledge	Co-Defensive Coordinator/Safeties	First Season	Sam Houston State
Carlos Locklyn	Running Backs	First Season	Chattanooga
Demetrice Martin	Cornerbacks/Passing Game Coordinator	First Season	Michigan State
Drew Mehringer	Tight Ends	First Season	Rice
Tony Tuioti	Defensive Line	First Season	Hawai'i
Wilson Love	Head Football Strength & Conditioning Coach	First Season	Alabama

ON THE FIELD



Dan Lanning



Tosh Lupoi




Adrian Klemm



Junior Adams




Joe Lorig



Matthew Powledge



Carlos Locklyn



Drew Mehringer



Tony Tuioti

IN THE BOOTH



Kenny Dillingham



Demetrice Martin

SUPPORT STAFF

Senior Support Staff

Marshall MalchowChief of Staff
 Jeff HawkinsSr. Assoc. AD of HDC Admin. & Ops
 Matt NoyerAssistant AD of Football Operations
 Kodi Look Director of Football Operations
 Cassidy Noyer Director of External Relations
 Eden Mahina Director of Player Academic Development
 Rashad Wadood Director of Community Engagement

Recruiting

Don Johnson Director of Player Personnel & Recruiting
 Tyler Dean Director of Scouting
 JR Moala Director of Recruiting Operations
 Pat Biondo Director of Recruiting Strategy
 Lydia Gibbs On-Campus Recruiting Coordinator
 Ryan Brosnan Recruiting/Personnel Assistant
 Alex Bullock Recruiting/Personnel Assistant
 Jake Kaneda Recruiting/Personnel Assistant
 Blake Redmond Recruiting/Personnel Assistant
 Coby Sayyah Recruiting/Personnel Assistant

Strength & Conditioning

Jarwarski Beckum Director of Speed & Performance
 Shaud Williams Assistant Head Strength & Conditioning Coach
 Mark Davis Assistant Strength & Conditioning Coach
 Christian Tupou Assistant Strength & Conditioning Coach

Graduate Assistants

Colin Lockett Graduate Assistant - Offense
 Viane Talamaivao Graduate Assistant - Offense
 Jake Long Graduate Assistant - Defense
 Tony Washington Jr. Graduate Assistant - Defense

Analysts

Trent Figg Offensive Analyst
 Steven Haunga Offensive Analyst
 Koa Ka'ai Offensive Analyst
 Jordan Somerville Offensive Analyst
 Kamran Araghi Defensive Analyst
 Connor Boyd Defensive Analyst
 Bob Gregory Defensive Analyst
 Greg Jones Defensive Analyst
 Nigel Madison Defensive Analyst
 Garrett Murphy Defensive Analyst
 Zach Tinker Special Teams Analyst

Video & Creative

Steve Pohl Video Production Coordinator
 Heath Mosier Video Coordinator
 Gio Aguilar Assistant Video Coordinator
 Josh Heim Director of Digital Media
 Jackie Mikula Senior Content Designer

Equipment

Kenny Farr Football Equipment Administrator
 Devin Cramer Equipment Manager

Athletic Training

Dr. Craig Davidson Director of Athletic Medicine
 Kevin Steil Associate Director of Athletic Medicine
 Stephanie Brooks Associate Athletic Trainer
 Travis Halseth Associate Athletic Trainer
 Rachel Sussman Athletic Trainer

Sports Performance & Nutrition

Jordan Troester Director of Performance & Sports Science
 Ben Mckay Sports Science Coordinator
 Brenna Sleggs Senior Sports Dietitian

LAST TIME OUT... POSTGAME NOTES VS. WASHINGTON STATE**#15 OREGON 44, WASHINGTON STATE 41****TEAM (3-1, 1-0 Pac-12)**

- » Won its Pac-12 opener for the fourth straight season.
- » Won its fourth straight game vs. WSU and improved its lead in the all-time series to 51-42-7.
- » Improved its record against Washington State in Pullman to 26-22-2.
- » Won when trailing after the third quarter for the first time since the Rose Bowl on Jan. 1, 2020, vs. Wisconsin, snapping a six-game losing streak when trailing entering the final quarter.
- » Scored three touchdowns (2 offensive, 1 defensive) in a span of 2:47 in game time to go from down 34-22 to up 44-34.
- » Overcame a 12-point fourth-quarter deficit, the fourth-largest in a win in program history and largest since Sept. 16, 2006 (13 points vs. Oklahoma).
- » 29 fourth-quarter points are the most Oregon has scored in the fourth quarter since at least 1971; Outscored WSU 29-14 in the fourth quarter.
- » Scored 40-plus points for the third straight game; first time Oregon has scored 40-plus in three or more games since 2017.
- » Won for the 18th straight time when winning the turnover battle (2-1).

OFFENSE (624 total yards / 446 passing yards / 178 rushing yards)

- » Did not allow a sack for a fourth straight game to open the season. Oregon is now the only team team in the nation that has yet to allow a sack.
- » Surpassed 600 total yards for the second time this season while averaging 8.1 yards per play; Oregon's 11th straight win when finishing with 500-plus total yards.
- » 446 passing yards are just 43 shy of the program single-game record of 489 (10/29/16 vs. ASU & 11/4/89 vs. BYU).
- » Oregon has now won 22 straight games when scoring 40-plus points, and 11 straight when totaling 500-plus yards of offense.
- » Nine passing plays of 20 yards or more, including four of 30-plus yards and two of 50-plus yards.
- » 2-for-2 on fourth-down conversions, improving to 9-for-10 on the season.

DEFENSE (428 total yards allowed / 375 passing yards allowed / 53 rushing yards allowed)

- » Season-high 11.0 tackles for loss, the most by Oregon in a game since having 11.0 at UCLA on Oct. 23, 2021.
- » Season-high 4.0 sacks is also UO's most since last season at UCLA.
- » Allowed less than 100 yards rushing for the second straight game, and won the program's seventh consecutive contest when allowing less than 100 yards on the ground.
- » Held WSU to just 163 total yards in the first half, an average of 6.0 yards per play.
- » Matched its season-high with two takeaways while scoring its second defensive touchdown of the season.

#0 RB BUCKY IRVING (11 carries, 81 yards / 5 receptions, 38 yards, TD / 1-for-1, 18 yards)

- » Averaged 7.4 yards per carry, rushing 11 times for a team-high 81 yards.
- » Caught a 12-yard touchdown pass early in the second half, his first career receiving TD.
- » Career-high five receptions for 38 yards - one shy of his career-high - and a touchdown.
- » 21-yard reception in the fourth quarter was his third career catch of 20-plus yards, and first as a Duck.
- » Completed his first career pass in the second quarter, finding QB Bo Nix for an 18-yard gain on a pass-back play.

#1 WR KRIS HUTSON (5 receptions, 72 yards)

- » Finished with season-highs of five catches for 72 yards.
- » Hauled in a 55-yard catch to open the second half, the longest reception of his career and second of 50-plus yards. Now owns 11 career catches of 20-plus yards, four of 30-plus yards, and two of 40-plus yards.

#1 ILB NOAH SEWELL (9 tackles, 2.5 TFLs, 1.0 Sack)

- » Career-high 2.5 tackles for loss with a sack while finishing with a season-high nine total tackles.
- » Made his 23rd career start, and 19th in a row.

#2 OLB DJ JOHNSON (3 tackles, 2.0 Sacks, 2.0 TFLs)

- » Led Oregon with a career-high 2.0 sacks and 2.0 tackles for loss, his first career multi-sack performance and second with multiple TFLs.
- » Ejected for targeting on his second sack in the fourth quarter; will miss the first half of Oregon's upcoming game vs. Stanford.

#2 WR DONT'E THORNTON (1 reception, 42 yards)

- » Caught a 42-yard pass late in the first half, his fourth career catch of 20-plus yards, third of 30-plus, and third of 40-plus.

#3 TE TERRANCE FERGUSON (3 receptions, 22 yards)

- » Caught a 23-yard pass in the third quarter, his first career catch of 20-plus yards.

#10 QB BO NIX (33-of-44, 428 yards, 3 TD, INT / 6 carries, 30 yards / 1 reception, 18 yards)

- » Completed a career-high 33 passes for a career-high 428 yards and three touchdowns in the most productive passing performance of his career.
- » 33 completions are tied for the fifth-most in Oregon history, and are the most since Kellen Clemens completed 36 on Oct. 15, 2005.
- » First career game of 400-plus passing yards while surpassing 300 for the first time as a Duck and fifth time in his career.
- » First Oregon QB to pass for 400-plus yards since Justin Herbert matched the program record with 489 on Oct. 29, 2016.
- » Three or more passing TDs for the second time this season and sixth time in his career.
- » Completed 18-of-25 passes for 267 yards and three touchdowns in the second half, and 10-of-15 for 122 yards and two touchdowns in the fourth quarter alone.
- » Recorded his first career reception in the second quarter, an 18-yard pass from RB Bucky Irving on a pass-back play.

#11 DB TRIKWEZE BRIDGES (5 tackles, 0.5 TFL, INT)

- » Ripped the ball away from a WSU receiver in the fourth quarter for his team-high second interception of the season and third of his career.

#11 WR TROY FRANKLIN (5 receptions, 137 yards, TD)

- » Five catches for a career-high 137 yards and a touchdown, putting Oregon ahead late in the fourth quarter with a 50-yard score.
- » 18 catches for 305 yards (101.7 YPG) and two touchdowns in Oregon's last three games.
- » Caught passes of 50, 38 and 27 yards, giving him eight career catches of 20-plus yards, four of 30-plus yards, two of 40-plus yards, and two of 50-plus yards.
- » Second straight game with a 50-yard touchdown reception.

#18 OLB MASE FUNA (4 tackles, 0.5 TFL, INT, TD)

- » Iced the game for the Ducks with a 27-yard pick-six late in the fourth quarter to put Oregon up by 10, his first career interception and first career touchdown.
- » First pick-six by a Duck since Bennett Williams returned one 68 yards vs. Arizona on Sept. 25, 2021.

#20 RB JORDAN JAMES (3 carries, 0 yards, TD)

- » Scored his first career touchdown on a 1-yard rush in the fourth quarter.

#23 WR CHASE COTA (7 receptions, 84 yards)

- » Caught a career- and team-high seven passes for a season-high 84 yards, surpassing 1,000 receiving yards in his collegiate career.
- » 22-yard catch in the first quarter was his 13th career reception of 20-plus yards, and second this season.

#33 LB JEFFREY BASSA (10 tackles, TFL)

- » Led Oregon with a career-high 10 tackles, his first double-digit tackle performance. Added his first TFL of the season, giving him 4.5 for his career.

#49 K CAMDEN LEWIS (3-for-3 FG, 2-for-2 XP)

- » Scored Oregon's first nine points of the game, making field goals of 29, 27 and 28 yards.
- » 3-for-3 for the day on field goals to move to 6-for-6 to open the season.

#56 LT T.J. BASS

- » Made his 25th straight start for the Ducks, including his 12th straight at left tackle. Has started all 25 games since joining Oregon.

#84 TE CAM MCCORMICK (2 receptions, 6 yards, TD)

- » Caught 1-yard touchdown pass in the fourth quarter, his second TD of the season and third of his career.

#91 DL JORDON RILEY (3 tackles, TFL)

- » Made his first full TFL as a Duck to give him 3.0 for his career.

TEAM STATS

**2022-23 Oregon Football
Overall Team Statistics
All games**

 Page 1/2
as of Sep 26, 2022

Team Statistics

	OREGON	OPP
Scoring	158	124
Points per game	39.5	31.0
Points Off Turnovers	21	27
First Downs	113	86
Rushing	55	22
Passing	50	55
Penalty	8	9
Rushing Yardage	793	346
Yards gained rushing	871	414
Yards lost rushing	78	68
Rushing attempts	155	102
Average per rush	5.1	3.4
Average per game	198.3	86.5
TDs Rushing	8	7
Passing Yardage	1187	1206
Comp-Att-Int	103-143-4	108-149-4
Average per pass	8.3	8.1
Average per catch	11.5	11.2
Average per game	296.8	301.5
TDs Passing	10	9
Total offense	1980	1552
Total plays	298	251
Average per play	6.6	6.2
Average per game	495.0	388.0
Kick returns: #-Yards	5-78	9-225
Punt returns: #-Yards	6-37	0-0
Int returns: #-Yards	4-59	4-122
Kick return average	15.6	25.0
Punt return average	6.2	0.0
Int return average	14.8	30.5
Fumbles-Lost	3-0	1-1
Penalties-Yards	27-225	24-218
Average per game	56.3	54.5
Punts-Yards	9-336	12-522
Average per punt	37.3	43.5
Net punt average	37.3	38.2
Kickoffs-Yards	29-1856	22-1356
Average per kick	64.0	61.6
Net kick average	38.8	39.8
Time of possession / game	32:18	27:40
3rd-down conversion	25/52	27/50
3rd-down pct	48%	54%
4rd-down conversion	9/10	2/7
4rd-down pct	90%	29%
Sacks by-Yards	7-49	0-0
Misc Yards	0	0
Touchdowns scored	20	17
Field goals - attempts	6-6	2-3
On-Side kicks	0-0	0-0
Red-zone scores	(23-25) 92%	(16-17) 94%
Red-zone touchdowns	(17-25) 68%	(15-17) 88%
PAT-attempts	(18-18) 100%	(16-16) 100%
2-point conversion-attempts	(1-2) 50%	(0-1) 0%
Attendance	101752	33058
Games / Avg per game	2/50876	1/33058
Neutral site games	-	1/76490

Score by Periods

Team	1st	2nd	3rd	4th	OT	TOT
Oregon	27	51	41	39	0	158
Opponents	17	42	31	34	0	124

OFFENSIVE STATS



2022-23 Oregon Football
Individual Statistics
All games

Page 1/3
as of Sep 26, 2022

Rushing

Player	gp	att	gain	loss	net	avg	td	lg	avg/g
Bucky Irving	4	38	281	16	265	7.0	1	36	66.3
Noah Whittington	4	35	194	16	178	5.1	1	20	44.5
Bo Nix	4	26	122	2	120	4.6	3	12	30.0
Jordan James	3	16	52	4	48	3.0	1	11	16.0
Sean Dollars	4	14	94	0	94	6.7	0	17	23.5
Byron Cardwell	2	11	76	0	76	6.9	1	16	38.0
Kilohana Haasenritter	3	7	41	4	37	5.3	1	9	12.3
Seven McGee	4	3	11	22	-11	-3.7	0	6	-2.8
Ty Thompson	2	1	0	1	-1	-1.0	0	0	-0.5
Team	4	4	0	13	-13	-3.3	0	0	-3.3
Total	4	155	871	78	793	5.1	8	36	198.3
Opponents	4	102	414	68	346	3.4	7	22	86.5

Punt Returns

Player	no.	yds	avg	td	lg
Kris Hutson	4	15	3.8	0	15
Chase Cota	1	15	15.0	0	15
Josh Delgado	1	7	7.0	0	7
Total	6	37	6.2	0	15
Opponents	0	0	0.0	0	0

Interceptions

Player	no.	yds	avg	td	lg
Trikweze Bridges	2	21	10.5	0	21
Christian Gonzalez	1	11	11.0	0	11
Mase Funa	1	27	27.0	1	27
Total	4	59	14.8	2	27
Opponents	4	122	30.5	1	95

Passing

Player	gp	effic	comp-att-int	pct	yds	td	lg	avg/g
Bo Nix	4	162.4	95-132-3	72.0	1100	10	55	275.0
Ty Thompson	2	107.9	6-9-1	66.7	68	0	17	34.0
Jay Butterfield	1	108.4	1-1-0	100.0	1	0	1	1.0
Bucky Irving	4	251.2	1-1-0	100.0	18	0	18	4.5
Total	4	159.2	103-143-4	72.0	1187	10	55	296.8
Opponents	4	155.0	108-149-4	72.5	1206	9	60	301.5

Kick Returns

Player	no.	yds	avg	td	lg
Seven McGee	3	39	13.0	0	16
Sean Dollars	1	18	18.0	0	18
Josh Delgado	1	21	21.0	0	21
Total	5	78	15.6	0	21
Opponents	9	225	25.0	0	47

Receiving

Player	gp	no.	yds	avg	td	lg	avg/g
Troy Franklin	4	20	339	17.0	2	50	84.8
Chase Cota	4	14	163	11.6	0	22	40.8
Terrance Ferguson	4	12	118	9.8	4	23	29.5
Kris Hutson	4	9	108	12.0	0	55	27.0
Bucky Irving	4	7	58	8.3	1	21	14.5
Dont'e Thornton	4	7	122	17.4	0	42	30.5
Cam McCormick	4	6	38	6.3	2	14	9.5
Sean Dollars	4	6	56	9.3	0	39	14.0
Seven McGee	4	6	29	4.8	0	15	7.3
Byron Cardwell	2	4	34	8.5	1	13	17.0
Noah Whittington	4	3	19	6.3	0	9	4.8
Moliki Mata'avao	4	3	46	15.3	0	22	11.5
Kilohana Haasenritter	3	1	1	1.0	0	1	0.3
Bo Nix	4	1	18	18.0	0	18	4.5
Patrick Herbert	4	1	5	5.0	0	5	1.3
Josh Delgado	3	1	12	12.0	0	12	4.0
Caleb Chapman	1	1	15	15.0	0	15	15.0
Jordan James	3	1	6	6.0	0	6	2.0
Total	4	103	1187	11.5	10	55	296.8
Opponents	4	108	1206	11.2	9	60	301.5

Fumble Returns

Player	no.	yds	avg	td	lg
Kris Hutson	1	0	0.0	0	0
Total	1	0	0.0	0	0
Opponents	0	0	0.0	0	0

Scoring

Player	td	fg	PAT					dpx	saf	pts
			kick	rush	rcv	pass	total			
Camden Lewis	-	6-6	18-18	-	-	-	-	-	36	
Terrance Ferguson	4	-	-	-	-	-	-	-	24	
Bo Nix	3	-	1	-	-	-	-	-	20	
Cam McCormick	2	-	-	-	-	-	-	-	12	
Bucky Irving	2	-	-	-	-	-	-	-	12	
Troy Franklin	2	-	-	-	-	-	-	-	12	
Byron Cardwell	2	-	-	-	-	-	-	-	12	
Casey Rogers	1	-	-	-	-	-	-	-	6	
Mase Funa	1	-	-	-	-	-	-	-	6	
Noah Whittington	1	-	-	-	-	-	-	-	6	
Kilohana Haasenritter	1	-	-	-	-	-	-	-	6	
Jordan James	1	-	-	-	-	-	-	-	6	
Total	20	6-6	18-18	1	0	0	0	0	158	
Opponents	17	2-3	16-16	0	0	0	0	0	124	

Field Goals

Player	fg	pct.	01-19	20-29	30-39	40-49	50-59	lg	blk
Camden Lewis	6-6	100.0	0-0	5-5	1-1	0-0	0-0	35	0
Opponents	2-3	66.7	0-0	0-0	2-3	0-0	0-0	38	0

FG Sequence

Team Name	Oregon	Opponents
Georgia	(35)	
BYU	(28),(25)	38
Washington St.	(29),(28),(27)	(38),(38)

Numbers in (parentheses) indicate field goal was made

Total Offense

Player	g	plays	rush	pass	total	avg/g
Bo Nix	4	158	120	1100	1220	305.0
Bucky Irving	4	39	265	18	283	70.8
Noah Whittington	4	35	178	0	178	44.5
Sean Dollars	4	14	94	0	94	23.5
Byron Cardwell	2	11	76	0	76	38.0
Ty Thompson	2	10	-1	68	67	33.5
Jordan James	3	16	48	0	48	16.0
Kilohana Haasenritter	3	7	37	0	37	12.3
Jay Butterfield	1	1	0	1	1	1.0
Seven McGee	4	3	-11	0	-11	-2.8
Team	4	0	-13	0	-13	-3.3
Total	4	298	793	1187	1980	495.0
Opponents	4	251	346	1206	1552	388.0

Punting

Player	no.	yds	avg	lg	tb	fc	i20	50+	blk
Adam Barry	7	261	37.3	46	0	6	2	0	0
Bo Nix	1	33	33.0	33	0	0	0	0	0
Ross James	1	42	42.0	42	0	1	1	0	0
Total	9	336	37.3	46	0	7	3	0	0
Opponents	12	522	43.5	54	1	5	3	0	0

Kickoffs

Player	no.	yds	avg	tb	ob	retn	net	ydln
Andrew Boyle	18	1159	64.4	13	1			
Camden Lewis	10	645	64.5	6	0			
Alex Bales	1	52	52.0	0	0			
Total	29	1856	64.0	19	1	9	38.8	26
Opponents	22	1356	61.6	13	0	5	39.8	25



DEFENSIVE STATS



2022-23 Oregon Football
Overall Defense Statistics
All games

Page 1/1
as of Sep 26, 2022

Team Defense

##	Player	gp	Tackles				Sacks	Pass defense			Fumbles		blkd	
			ua	a	tot	tfl/yds		no-yds	int-yds	brup	qbh	fr-yds	ff	kick
33	Jeffrey Bassa	4	10	9	19	1-3	
4	Bennett Williams	4	13	6	19	.	.	.	1	
10	Justin Flowe	3	8	11	19	2-4	.	.	.	1	.	.	.	
19	Jamal Hill	4	14	4	18	.	.	.	1	
1	Noah Sewell	4	4	12	16	2.5-25	1-12	
7	Steve Stephens IV	4	5	10	15	
3	Brandon Dorlus	4	4	9	13	3-6	0.5-2	.	.	1	.	.	.	
2	DJ Johnson	4	7	6	13	3-16	3-16	
0	Christian Gonzalez	4	8	4	12	.	.	1-11	2	
11	Trikweze Bridges	4	10	2	12	0.5-1	.	2-21	1	
42	Jackson LaDuke	4	5	6	11	
18	Mase Funa	4	.	9	9	0.5-1	.	1-27	
98	Casey Rogers	4	6	3	9	1.5-3	
21	Keith Brown	4	4	3	7	1-9	1-9	
12	Daymon David	3	5	1	6	
13	Bryan Addison	4	4	2	6	1-2	1	.	.	
91	Jordon Riley	4	3	3	6	1.5-3	0.5-2	.	.	1	.	.	.	
95	Keyon Ware-Hudson	4	2	3	5	0.5-1	
48	Treven Ma'ae	4	3	2	5	1-8	1-8	.	1	
24	JJ Greenfield	4	2	2	4	
8	Dontae Manning	4	2	2	4	
44	Bradyn Swinson	4	1	2	3	0.5-1	
22	Darren Barkins	4	3	.	3	.	.	.	1	
14	Khamari Terrell	3	1	1	2	
35	Micah Roth	3	2	.	2	
55	Taki Taimani	4	1	1	2	0.5-1	.	.	1	1	.	.	.	
17	Kyler Kasper	1	.	1	1	
49	Camden Lewis	4	.	1	1	
29	Kilohana Haasenritter	3	1	.	1	
20	Jailil Tucker	1	.	1	1	
26	Devon Jackson	4	1	.	1	
98	Andrew Boyle	3	1	.	1	
2	Dont'e Thornton	4	1	.	1	
46	Bryce Boettcher	4	.	1	1	
0	Bucky Irving	4	1	.	1	
27	Marko Vidackovic	3	.	1	1	
6	Jahlil Florence	3	1	.	1	
40	Sir Mells	1	1	
1	Kris Hutson	4	1-0	.	.	
Totals		4	133	118	251	20-84	7-49	4-59	9	4	1-0	1	0	0
Opponents		4	161	144	305	20-72	0-0	4-122	7	7	0-0	1	0	0



GET TO KNOW COACH

HEAD COACH DAN LANNING

Dan Lanning was officially announced as the 35th head coach in Oregon football history on December 11, 2021, as athletic director Rob Mullens brought one of college football's brightest young coaches and top defensive minds to Eugene to lead the Ducks.

"Dan is an outstanding, high-energy football coach who will provide a world-class experience for our football student-athletes," Mullens said. "He is a tremendous recruiter and developer of talent, and we will continue to compete for championships while providing an environment where our football student-athletes can develop to their fullest potential in the classroom, on the football field, and as people. We are grateful for the opportunity to have Dan as the leader of our football program, and we look forward to the positive impact he will have on our student-athletes."

Lanning came to Oregon after spending the previous four seasons at Georgia, including the last three as defensive coordinator. He directed the top defense in the nation in his three seasons as defensive coordinator, and helped lead the Bulldogs to the 2022 national championship before taking over full-time as Oregon's new head coach.

A two-time finalist for the Broyles Award as the nation's top assistant coach, Lanning joined Georgia in 2018 as outside linebackers coach before being promoted to defensive coordinator.

A Missouri native, Lanning began his collegiate coaching career as a graduate assistant at Pittsburgh in 2011, and also had stints at Arizona State (2012-13), Sam Houston State (2014), Alabama (2014), and Memphis (2016-17). He made his on-field collegiate coaching debut at Sam Houston State as the defensive backs coach.

As an assistant coach, Lanning has been to and won four of the New Year's Six bowl games, including national titles with both Georgia in 2022 and Alabama in 2015. In four years with Lanning on staff, Georgia also won three SEC Eastern Division titles (2018-19, 2021) and reached back-to-back Allstate Sugar Bowls (2018-19), the Chick-fil-A Peach Bowl (2020), and the Capital One Orange Bowl (2021, CFP Semifinal).

COACHING HISTORY

- 2022 Oregon (Head Coach)
- 2019-21 Georgia (Defensive Coordinator/OLB)
- 2018 Georgia (Outside Linebackers)
- 2016-17 Memphis (ILB/Recruiting Coordinator)
- 2015 Alabama (Defensive Graduate Assistant)
- 2014 Sam Houston State (Defensive Backs)
- 2013 Arizona State (On-Campus Recruiting Coordinator)
- 2012 Arizona State (Defensive Graduate Assistant)
- 2011 Pittsburgh (Defensive Graduate Assistant)
- 2008-10 Park Hill South HS (Special Teams/DBs/WRs)

PLAYING HISTORY

- 2004-07 William Jewell College (Linebacker)

POSTSEASON EXPERIENCE

ASSISTANT COACH

- Georgia.....2022 CFP National Championship Game^
-2021 Capital One Orange Bowl
-2020 Chick-fil-A Peach Bowl
-2019 Allstate Sugar Bowl
-2018 Allstate Sugar Bowl
- Memphis2017 Autozone Liberty Bowl
-2016 Boca Raton Bowl
- Alabama.....2015 CFP National Championship
-2015 Cotton Bowl Classic
- Arizona State.....2013 Holiday Bowl
-2012 Fight Hunger Bowl
- Pittsburgh2011 Chick-fil-A Peach Bowl

^ Won national championship as Georgia's DC.

ELITE DEFENSE

Lanning oversaw the nation's top overall defense in his three seasons as Georgia's defensive coordinator, including a historically dominant unit in 2021 as he helped lead the Bulldogs to their third-ever national championship and first since 1980.

In three seasons with Lanning coordinating the defense, Georgia led the country in combined scoring defense (13.6 points per game) and rushing defense (75.7 yards per game), while also ranking No. 2 in total defense (284.3 yards per game).

Lanning's 2021 Georgia defense led the nation in scoring defense by a wide margin at just 10.2 points per game, 4.6 points per game better than any other team in the country. During 12 regular season contests, Georgia's opponents mustered just 6.9 points per game.

The Bulldogs' defense was especially impressive during the 2021 College Football Playoff, with Lanning's unit fueling the program to the national title. Georgia held Michigan to just 11 points in the CFP semifinal, and then limited an Alabama offense that averaged 41.4 points per game to just 18 points in the national title game.

The 2021 Georgia defense allowed just 16 touchdowns all season under Lanning, five fewer than any other team in the country. The Bulldogs held opponents to 10 points or less nine times in 15 games, and Georgia played 11 full quarters to start the season before surrendering a touchdown. In back-to-back games vs. Vanderbilt and Arkansas, Lanning's unit pitched consecutive shutouts while winning by a combined score of 99-0.

Georgia's historic 2021 season also saw the Bulldogs lead the nation in red-zone defense (62.5 score %), while ranking second in total defense (267.9 YPG), rushing defense (78.87 YPG) and yards allowed per play (4.15), and fourth in sacks (49.0). Georgia also had a stout passing defense, ranking 12th overall at 189.1 yards per game.

Lanning also directed the nation's top scoring defense in 2019 - his first year as defensive coordinator - when the Bulldogs allowed just 12.6 points per game. Georgia led the country in rushing defense (74.6 YPG) and set a school record with an FBS-best two rushing touchdowns allowed, while ranking second nationally in yards allowed per play (4.29) and third in total defense (275.7 YPG).

In a 26-14 win over Baylor in the Allstate Sugar Bowl to cap the 2019 season, Lanning's defense held the Bears scoreless in the first half and allowed just 61 rushing yards and 295 total yards.

Lanning's unit led the nation in rushing defense (72.3 YPG) for the second year in a row in 2020 while ranking 12th in total defense (321.0 YPG) and 16th in scoring defense (20.0 PPG). In a 44-21 win over Tennessee, Georgia allowed an incredible minus-1 rushing yards and 214 total yards while recording three forced fumbles and an interception.

The Bulldogs closed out the 2020 season with a thrilling performance in the Chick-fil-A Peach Bowl, with Lanning's defense holding No. 8 Cincinnati scoreless in the fourth quarter as Georgia scored 14 unanswered points to win, 24-21.

In Lanning's first season at Georgia as the outside linebackers coach in 2018, the Bulldogs ranked 13th nationally in total defense (314.3 YPG) and 14th in scoring defense (19.2 PPG).

Lanning was the inside linebackers coach at Memphis in 2016 and 2017, helping lead a defense that ranked in the top five nationally in turnovers gained both years.

HEAD COACH DAN LANNING

DEVELOPING STARS

Lanning has proven his ability as a talent developer, coaching some of the top defensive players in all of college football throughout his career.

In 2021, Lanning coordinated an elite Georgia defense that was led by a pair of first-team all-Americans in defensive tackle Jordan Davis and linebacker Nakobe Dean. Defensive lineman Devonte Wyatt joined Davis and Dean on the all-SEC first team, and three more Bulldogs earned second-team honors.

Davis was an absolute force in the middle of the Bulldog defense, winning the Chuck Bednarik Award as the nation's top defensive player as well as the Outland Trophy as the top FBS interior lineman. He joined Ndamukong Suh (2009, Nebraska) and Aaron Donald (2013, Pittsburgh) as the only players to win the Bednarik Award and the Outland Trophy in the same season.

Dean took home the 2021 Butkus Award as the top linebacker in the country, becoming the second Bulldog to win the honor in its 37-year history. Dean was second on the team with 72 tackles while adding a team-high 10.5 tackles for loss, 6.0 sacks, two forced fumbles, and two interceptions.

That 2021 defense enjoyed a historic 2022 NFL Draft, with a whopping eight players from Lanning's unit being selected. That group was led defensive end Travon Walker, who went No. 1 overall to the Jacksonville Jaguars. Walker was joined by Davis (Philadelphia, No. 13), linebacker Quay Walker (Green Bay, No. 22), Wyatt (Green Bay, No. 28) and safety Lewis Cine (Minnesota, No. 32) in the first round as Georgia became the first defense ever to have five first-round selections in the same draft. Dean and fellow linebacker Channing Tindall both went in the third round to give Lanning's defense seven picks in the first three rounds.

In 2020, Lanning coached a defense that featured four 2021 NFL Draft selections. Defensive back Eric Stokes was taken by the Green Bay Packers with the 29th overall pick after putting together a first-team all-American season with four interceptions.

Defensive back Tyson Campbell went four picks after Stokes at No. 33 overall to the Jacksonville Jaguars, and linebacker Azeez Ojulari was taken at No. 50 by the New York Giants. Ojulari led the SEC in sacks (8.5) and forced fumbles (3) while ranking second in tackles for loss (11.5). Linebacker Monty Rice went to the Tennessee Titans in the third round with the 92nd overall pick.

Lanning's 2019 Georgia defense was led by safety J.R. Reed, who earned all-America honors by four different outlets. Linebacker Tae Crowder was a semifinalist for the Butkus Award and was taken by the Giants with the final pick of the 2020 NFL Draft.

In his first season at Georgia in 2018, Lanning coached outside linebacker D'Andre Walker to a second-team all-SEC selection. Walker led the team in sacks and tackles for loss and was a fifth-round pick by the Tennessee Titans in the 2019 NFL Draft.

As the inside linebackers coach at Memphis (2016-17), Lanning coached a two-time first-team all-AAC selection in linebacker Genard Avery, a fifth-round pick by the Cleveland Browns in the 2018 NFL Draft.

Lanning made his on-field collegiate coaching debut at Sam Houston State in 2014 as the defensive backs coach, mentoring three players who earned all-Southland Conference honors. Trenier Orr also received all-America recognition.

RELENTLESS RECRUITER

Lanning is regarded as one of the top recruiters in the country. At the time of his hiring at Oregon, 247Sports listed Lanning as the No. 8 ranked recruiter in the nation.

Oregon's new head coach immediately went to work on the recruiting trail upon arriving in Eugene, signing a 2022 class that 247Sports regarded as the 13th best in the country and best in the Pac-12 entering the season. Lanning's initial UO class included five-star offensive lineman Josh Conerly Jr., as well as 10 four-star recruits.

Lanning was the lead recruiter for linebacker Nakobe Dean, the eventual 2021 Butkus Award winner as the nation's top linebacker and first-team all-American. Dean was 247Sports' No. 2 ranked inside linebacker in the 2019 class and No. 19 player overall.

Lanning played a huge role in Georgia signing defensive end Nolan Smith, the top-ranked overall player in the 2019 class. In three seasons with the Bulldogs, Smith has racked up 81 total tackles, 11.0 tackles for loss, and 6.5 sacks with two forced fumbles and an interception.

According to 247Sports, Lanning has received commitments from five five-star prospects and 14 four-star recruits.

Lanning was the on-campus recruiting coordinator at Arizona State in 2013, helping the Sun Devils land a top-20 signing class. Lanning was also the co-recruiting coordinator during his year at Sam Houston State in 2014.

PLAYING CAREER & PERSONAL

Born in North Kansas City, Mo., Lanning spent his playing days as a linebacker at William Jewell College in Liberty, Mo. He earned two Bachelor of Science degrees in physical education and secondary education in 2008.

Lanning began his coaching career at Park Hill South High School in Missouri after earning his degree, spending three seasons as the special teams, defensive backs and wide receivers coach. During that time, he completed coursework for his Master's degree in secondary administration from William Woods University in Fulton, Mo.

Lanning and his wife, Sauphia, have three sons - Caden, Kniles, and Titan.

NUMBERS TO KNOW

1 Georgia was the nation's No. 1 defense from 2019-21 with Lanning as DC, allowing just 13.6 points per game during that stretch.

Lanning helped produce 13 NFL Draft picks in three years as Georgia's DC, including a whopping eight defensive selections in 2022. **13**

36 At 36 years old, Lanning is the youngest head coach both in the Pac-12 and in the Power 5.

WHAT THEY'RE SAYING

“Dan Lanning has done a tremendous job here, he's by far one of the most loyal, hardworking guys that I've been around. He's bright, energetic, a good teacher. He'll do wonderful things at Oregon, I'm so happy for him that he got an opportunity for a job like that. He had several interviews, several opportunities that he wasn't interested in, some that he was, and it was one he thought was a great opportunity.”

- Kirby Smart, Georgia Head Coach

“Dan is so much more than X's and O's and recruiting. What our student-athletes will find is what we found in our conversations with Dan, a humble, hard-working, compassionate, energetic coach, capable of leading an elite football program. Our student-athletes, our staff and our fans will love having Dan as the leader of this program.”

- Rob Mullens, Oregon Athletic Director



“Why I coach, ultimately this is about the game that I love,” Lanning said at his introductory press conference. “My heart beats faster when I say the word ‘football.’ That’s the way that I truly believe; I feel strongly about that and coaches in football have poured so much into me. I feel like I owe it to the game to be able to pour it back.”

DUCK TRENDS

	Overall	Pac-12	Streak
Record	3-1	1-0	W3
At Home	2-0	0-0	W21
On the Road	1-0	1-0	W1
Neutral	0-1	0-0	L4
August	0-0	0-0	L1
September	3-1	1-0	W3
October	0-0	0-0	W3
November	0-0	0-0	W1
December	0-0	0-0	L2
January	0-0	0-0	L1
vs. Unranked Opponents	2-0	1-0	W8
vs. Ranked Opponents	1-1	0-0	W1
Record in Games...			
Decided by 7 pts or less	1-0	1-0	W3
Decided by 3 pts or less	1-0	1-0	W2
During the day	2-1	1-0	W2
At night	1-0	0-0	W1
Record When Scoring...			
Less than 21 points	0-1	0-0	L5
21+ points	3-0	1-0	W3
30+ points	3-0	1-0	W3
40+ points	3-0	1-0	W22
50+ points	1-0	0-0	W84
Record When Allowing...			
Less than 14 points	0-0	0-0	W67
Less than 24 points	2-0	0-0	W6
24+ points	1-1	1-0	W1
Record When...			
Scoring first	2-0	0-0	W11
Opponents score first	1-1	1-0	W1
Leading after the 1st qtr	2-0	0-0	W9
Trailing after the 1st qtr	1-1	1-0	W1
Leading at halftime	2-0	0-0	W11
Trailing at halftime	1-1	1-0	W1
Tied at halftime	1-0	0-0	W4
Leading after the 3rd qtr	2-0	0-0	W11
Trailing after the 3rd qtr	1-1	1-0	W1
Tied going into the 4th qtr	0-0	0-0	W1
In overtime games	0-0	0-0	L1
Record With...			
400+ yards total offense	3-0	1-0	W3
500+ yards total offense	2-0	1-0	W11
Less than 100 yards rushing	0-0	0-0	L3
100+ yards rushing	3-1	1-0	W3
200+ yards rushing	2-0	0-0	W7
250+ yards rushing	1-0	0-0	W15
Less than 200 yards passing	0-1	0-0	L1
200+ yards passing	3-0	1-0	W3
300+ yards passing	2-0	1-0	W2
400+ yards passing	1-0	1-0	W9
A 100-yard rusher	0-0	0-0	L1
2+ 100-yard rushers	0-0	0-0	W5
Record When Allowing...			
200+ total yards	2-1	1-0	W2
300+ total yards	2-1	1-0	W2
400+ total yards	1-1	1-0	W1
Less than 100 rush yards	2-0	1-0	W7
100+ rush yards	1-1	0-0	W1
200+ rush yards	0-0	0-0	L2
Less than 200 pass yards	1-0	0-0	W1
200+ pass yards	2-1	1-0	W2
300+ pass yards	2-1	1-0	W2
400+ pass yards	0-1	0-0	L1
A 100-yard rusher	0-0	0-0	L3
Record When Having...			
No turnovers	1-0	0-0	W2
1-2 turnovers	2-1	1-0	W2
3 or more turnovers	0-0	0-0	W1
No takeaways	1-1	0-0	W1
1-2 takeaways	2-0	1-0	W2
3 or more takeaways	0-0	0-0	W15
Win turnover battle	2-0	1-0	W18
Lost turnover battle	1-1	0-0	W1
Turnovers even	0-0	0-0	L2
More than 30:00 TOP	2-0	0-0	W6
Less than 30:00 TOP	1-1	1-0	W1

TEAM NOTES

DUCKS PLAYING WITH HEAVY HEART

The Oregon football program suffered heartbreak in the offseason when tight end **SPENCER WEBB** passed away tragically on July 13. The Ducks will honor Webb in multiple ways throughout the season, including a decal on their helmets that features Webb's No. 4 inside a spider web. "Our team has a void," head coach **DAN LANNING** said at Pac-12 Media Day. "We're missing a brother in Spencer. We spent a lot of time together as a family, mourned his loss. It's something you certainly cannot replace. I've talked to our players about that moment and Spencer, on your tombstone, there's a day you were born and a day when you passed, but what made Spencer special was how he lived that dash in between those two numbers."

PILLARS OF THE PROGRAM

Head coach **DAN LANNING** got right to work building the program's culture after taking over in Eugene, establishing four program pillars that the Ducks strive to embody every day - Connection, Toughness, Growth and Sacrifice. Lanning had those four pillars posted on Oregon's practice fields at the Hatfield Dowlin Complex.

DUCKS ROAR BACK TO BEAT COUGS

Oregon's comeback win at Washington State last week was one for the record books. The Ducks scored an incredible 29 points in the fourth quarter alone, the most Oregon has scored in a fourth quarter since at least 1971, with three offensive touchdowns and Mase Funa's game-sealing pick-six. Oregon's 29 points are the most the program has scored in any quarter since putting up 30 in the second quarter vs. Bowling Green on Sept. 1, 2018. UO erased a 12-point fourth-quarter deficit, the largest fourth-quarter comeback win in program history and largest since Sept. 16, 2006. The Ducks won their Pac-12 opener for the fourth straight season.

FLYING UP THE POLLS

After moving up 10 spots in the *Associated Press* top-25 poll following their statement win over BYU on Sept. 17, the Ducks went up two more spots to No. 13 in this week's rankings. Oregon also moved up to No. 15 in the AFCA coaches poll. The Ducks are one of four Pac-12 teams in the AP top 15 along with No. 6 USC, No. 12 Utah and No. 15 Washington, and Oregon faced both No. 1 Georgia and No. 19 BYU in nonconference play.

HOME COOKIN'

Oregon has taken care of business at home over the last four seasons, owning a 21-game winning streak at Autzen Stadium dating back to 2018. The Ducks have the third-longest active home win streak in the FBS, and were one of just nine teams to have won at least 10 consecutive home games heading into the 2022 season. The streak is just two shy of the program record of 23 set from 1997 to 2001, and the longest since a 21-game stretch from 2008 through 2011. Oregon has also won its last 15 home Pac-12 games, the fourth-longest active conference home winning streak in the FBS, and one shy of matching the program record of 16 straight conference home wins set from 2008-11.

ACTIVE HOME WINNING STREAKS

Rk.	Team	Streak	Last Home Loss
1.	Clemson	36	11/12/2016
2.	Cincinnati	29	11/10/2017
3.	Oregon	21	9/22/2018
4.	Alabama	16	11/9/2019
5.	Miami (Ohio)	15	9/28/2018

MOST HOME WINS SINCE 2009

Rk.	Team	Wins
1.	Alabama	87
2.	Clemson	86
	Ohio State	85
4.	Oregon	77
	LSU	77

YOUTH MOVEMENT

The Ducks entered 2022 as one of the youngest teams in the country, tying for the fourth-most underclassmen of any FBS team with 96 on its roster. That number is comprised of 53 freshmen and 43 sophomores, and makes up 76.2 percent of Oregon's 126-player roster. The only teams with more underclassmen are Navy (117), Army (108) and Nebraska (110), with Wyoming tied with the Ducks at 96. Colorado ranks second in the Pac-12 with 91 total underclassmen. Through four games, 11 true freshmen have seen the field for the Ducks, with **OL JOSH CONERLY JR.** the lone rookie to play in every game so far. Oregon also added 21 players via transfers over the offseason, giving the program 74 total newcomers.

ELITE COMPANY

Oregon made its third straight trip to the Pac-12 Championship Game in 2021, becoming the only Power 5 team - and one of just three nationally - to make a conference championship game in each of the last three seasons. The Ducks joined Cincinnati and Louisiana as the only three teams in the FBS to reach a league title game in each season since 2019. Oregon is also the only team in the 11-year history of the game to reach the Pac-12 title game in three straight seasons.

CAREER & GBG STATS

CAREER PASSING

	COMP	ATT	PCT	YDS	TD	INT	LNG
2019 (AUB)	217	377	57.6	2,542	16	6	78
2020 (AUB)	214	357	59.9	2,415	12	7	91
2021 (AUB)	197	323	61.0	2,294	11	3	71
2022	95	132	72.0	1,100	10	3	55
TOTAL	723	1,189	60.8	8,351	49	19	91

CAREER RUSHING

	GP	GS	CAR	YDS	AVG.	TD
2019 (AUB)	13	13	97	313	3.2	7
2020 (AUB)	11	11	108	388	3.6	7
2021 (AUB)	10	10	57	168	3.0	4
2022	4	4	26	120	4.6	3
TOTAL	38	38	288	989	3.4	21

2022 GAME-BY-GAME PASSING

	COMP	ATT	PCT	YDS	TD	INT	LNG
vs. #3 Georgia	21	37	56.7	173	0	2	22
EASTERN WASH.	28	33	84.8	277	5	0	39
#12 BYU	13	18	72.2	222	2	0	50
at Washington St.	33	44	75.0	428	3	1	55
STANFORD							
at Arizona							
UCLA							
at California							
at Colorado							
WASHINGTON							
UTAH							
at Oregon State							
TOTAL	95	132	72.0	1,100	10	3	55

2022 GAME-BY-GAME RUSHING

	CAR	YDS	AVG.	TD
vs. #3 Georgia	8	37	4.6	0
EASTERN WASH.	3	18	6.0	0
#12 BYU	9	35	3.9	3
at Washington St.	6	30	5.0	0
STANFORD				
at Arizona				
UCLA				
at California				
at Colorado				
WASHINGTON				
UTAH				
at Oregon State				
TOTAL	26	120	4.6	3

Full career game-by-game stats on page 40

CAREER HIGHS

Completions	33 at Washington State (9/24/22)
Attempts	50 vs. Georgia (11/16/19)
Completion Percentage	90.0 (20-for-22) vs. Akron (9/4/21)
Passing Yards	428 at Washington State (9/24/22)
TD Passes	5 vs. Eastern Washington (9/11/22)
Interceptions	3 (2x) last at South Carolina (10/17/20)
Long Pass	91 vs. LSU (10/31/20)
Rushes	15 at South Carolina (10/17/20)
Rushing Yards	81 vs. LSU (10/31/20)
Rushing TDs	3 vs. BYU (9/17/22)
Long Rush	30 vs. Mississippi State (9/28/19)



QB BO NIX

EXPERIENCED ARM

BO NIX gives Oregon an experienced signal caller after spending the last three seasons as the starter at Auburn. Nix has started 38 games, completing 723-of-1,189 passes for 8,351 yards and 49 touchdowns while adding 989 rushing yards and 21 scores. The Pinson, Ala., native is one of two active Pac-12 quarterbacks with at least 8,000 career passing yards, along with UCLA's Dorian Thompson-Robinson (8,437).

Nix Passing Rankings Among Active Quarterbacks

Category	Stat	P12 Rank	FBS Rank
Pass Attempts	1,189	1st	7th
Completions	723	1st	8th
Passing Yards	8,351	2nd	15th
Completion Pct.	60.8	3rd	34th

CAREER DAY IN PULLMAN

Nix put up the biggest passing numbers of his career in last week's 44-41 comeback win at Washington State, completing a career-high 33 passes for a career-high 428 yards and three touchdowns. Nix was key in Oregon's 29-point fourth quarter, completing 10-of-15 passes for 122 yards and two touchdowns in the final period.

- » 33 completions are tied for the fifth-most in Oregon history, and the most since Kellen Clemens had 36 on Oct. 15, 2005.
- » First Oregon QB to throw for 400-plus yards since Justin Herbert tied the school record with 489 on Oct. 29, 2016.
- » First career game with 400-plus yards, and fifth with 300-plus.
- » Hauled in his first career reception on an 18-yard pass from RB BUCKY IRVING on a pass-back play.

ON THE GROUND AND THROUGH THE AIR

Nix was a dual threat in Oregon's 41-20 win over No. 12 BYU. The Duck QB completed 13-of-18 passes for 222 yards and two touchdowns, and also rushed for a career-high three TDs.

- » First Oregon QB with three TDs rushing and two passing in game since Marcus Mariota on Dec. 5, 2014.
- » First career game with multiple rushing and passing TDs.
- » First Oregon QB to rush for three touchdowns in a game since Justin Herbert in the Rose Bowl on Jan. 1, 2020.
- » Third career game with multiple rushing TDs.

NIX SHINES IN AUTZEN DEBUT

Nix was terrific in Oregon's win over Eastern Washington on Sept. 10, completing 28-of-33 passes for 277 yards and a career-high five touchdowns in his Autzen Stadium debut.

- » First Oregon QB to throw five or more touchdowns in a game since Justin Herbert on Sept. 14, 2019.
- » First career game with four or more TD passes.
- » 84.8 completion percentage was second-best in UO single-game history, and second-best of his career.

COMING OUT FIRING

Nix has gotten off to fast starts this season, completing passes early and often. He leads all FBS quarterbacks with an 84.4 completion percentage in the fourth quarter (27-of-32), throwing for 262 yards and a touchdown in the opening period. Nix's 77.2 completion percentage in the first half (61-of-79) leads all Pac-12 QBs and ranks sixth in the nation.

SPREADING THE WEALTH

Nix has done a good job of using all of his weapons in the passing game. His 95 completions have been distributed to 12 different receivers through just four games, with five different players catching touchdowns from the QB. Nix's career-high 33 completions at Washington State were spread out between 10 different targets.

Nix 2022 Completions By Receiver

Player	Rec.	Yds	TD	Long
Troy Franklin	20	339	2	50
Chase Cota	14	163	0	22
Terrance Ferguson	12	118	4	23
Kris Hutson	9	108	0	55
Bucky Irving	7	58	1	21
Sean Dollars	6	56	0	39
Cam McCormick	6	38	2	14
Seven McGee	6	29	0	15
Dont'e Thornton	5	99	0	42
Byron Cardwell	3	21	1	13
Moliki Matavao	3	46	0	22
Jordan James	1	6	0	6

FAMILIAR FACE

Oregon fans will remember Nix from the 2019 season opener, when he led Auburn to a thrilling 27-21 win over the Ducks in his collegiate debut. Nix completed 13-of-31 passes for two touchdowns, including a 26-yard, game-winning TD pass with nine seconds remaining. Nix also rushed seven times for 42 yards.

OFFENSIVE NOTES

EXPLOSIVE OFFENSE

Oregon's offense has been firing on all cylinders over the last three games. The Ducks are averaging 51.7 points per game during their three-game winning streak, second in the nation during that stretch behind only Ohio State (58.0), while scoring 40-plus points in three straight games for the first time since 2017. The Ducks rank fourth nationally in that span with 1,667 total yards.

- » No. 17 nationally in total yards per game (495.0), No. 24 in passing yards per game (296.8), No. 25 in points per game (39.5) and No. 29 in rushing yards per game (198.25).
- » Fourth in the nation with 28.3 first downs per game, and sixth with 113 total first downs.
- » Tied for first in the Pac-12 and fifth in the FBS with 80 plays of 10-plus yards from scrimmage.
- » Moved the chains at a historic pace vs. Eastern Washington, picking up 40 first downs (21 rushing, 16 passing, 3 penalty) to break the program record of 39 that stood since Oct. 20, 2007.
- » 70 points vs. EWU marked the program's first 70-plus point performance since Sept. 7, 2019, vs. Nevada, and tied for the fifth-most points ever by Oregon at Autzen Stadium.
- » 624 total yards of offense at WSU (8.1 yards per play), surpassing 600 for the second time this season (604 vs. EWU).
- » Three passing plays of 40-plus yards at WSU (55 yards to Hutson, 50 yards to Franklin, 42 yards to Thornton), the first time Oregon has had three or more passing plays of 40-plus yards in a game since Sept. 1, 2018, vs. Bowling Green (4).

GOING FOR IT

Oregon's aggressiveness on fourth down has paid off early in the season. The Ducks have converted 9-of-10 fourth-down tries through four games, tying for the second-most fourth-down conversions in the nation and tying for fifth with a conversion percentage of 90.0. The Ducks were 2-of-3 on fourth down in the opening game vs. Georgia and have converted all seven of their attempts since, including a pair last week at Washington State. UO's 10 fourth-down attempts are tied for 27th nationally.

DOMINANT O-LINE PLAY

BO NIX's hot start to the season has surely been helped by tremendous play from his offensive line. Oregon is the only team in the nation yet to allow a sack, and the Ducks are the highest-graded pass-blocking team in the nation by Pro Football Focus at 94.2, well ahead of BYU in second at 89.4. The Ducks have used three different starting line combinations in four games, with six linemen playing at least 100 snaps. **T.J. BASS** (LT), **ALEX FORSYTH** (C) and **MALAESALA AUMAVAE-LAULU** (RT) have started all four games, with Forsyth and Aumavae-Laulu tying for the team lead with 280 total snaps played. **MARCUS HARPER II** made his first three career starts the last three times out at left guard, and **RYAN WALK** started the opener at left guard before returning from a minor injury to start at right guard vs. BYU and at WSU. **STEVEN JONES** started the first two games at right guard, but has missed the last two games due to injury.

- » Most games Oregon has gone without allowing a sack to open a season since sacks became an official stat in 2000. UO allowed one sack through four games to start the 2006, 2010 and 2011 seasons.
- » Allowed just 11 pressures, eight hurries and three QB hits through four games, according to PFF.
- » Team pass-blocking grade above 90.0 from PFF in each of the last three games.
- » Harper II leads all Pac-12 offensive linemen and ranks third in the FBS with a 91.9 pass-blocking grade; Forsyth is third in the Pac-12 and 12th nationally at 88.4, and Aumavae-Laulu is 27th at 86.7.
- » Forsyth is Oregon's top-graded O-lineman overall at 77.6, fourth in the Pac-12 and 37th in the FBS, and is also the Ducks' top run-blocker according to PFF with a 76.0 grade.
- » Bass was Oregon's highest-graded offensive lineman overall in last week's win at WSU (78.2), while Harper II earned the top pass-blocking grade of the week (88.8).
- » Bass has started all 25 games for the Ducks since the start of the 2020 season, including the last 12 straight at left tackle.
- » One of eight FBS teams with five returning starters on the offensive line this season (Bass, Walk, Forsyth, Jones, Aumavae-Laulu).

FRANKLIN BECOMING GO-TO TARGET

TROY FRANKLIN enters Saturday's game as one of the hottest receivers in the game. He caught a career-high 10 passes for a then-career-best 84 yards and a touchdown vs. Eastern Washington, and matched that production with three catches for 84 yards a week later vs. BYU. The sophomore erupted for five catches and a career-high 137 yards and a touchdown last week at WSU, giving Oregon its first lead of the game with a 50-yard touchdown late in the fourth quarter. Franklin leads the Ducks with 20 catches for 339 yards and two touchdowns on the season, already surpassing the marks he set as a true freshman in 2021.

- » Leads the Pac-12 and ranks 15th nationally over the last three weeks with 305 receiving yards (101.7 YPG); 18 receptions during that span ranks third among Pac-12 receivers and tied for 30th in the FBS.
- » Third in the Pac-12 with 339 receiving yards on the season, fifth with 84.8 receiving yards per game, and tied for eighth with 20 receptions.
- » Tied for second in the Pac-12 with 14 receptions of 10-plus yards, and tied for third with six of 30-plus yards.
- » The only player in the Pac-12 this season with multiple catches of 50-plus yards, and one of 20 in the nation.
- » First career 100-yard receiving game at WSU; first Duck this season to surpass 100 yards receiving in a game.
- » First Oregon player with double-digit receptions in a game since Johnny Johnson III on Nov. 23, 2019.

PAC-12 STANDINGS

Team	Overall	P12	Streak
#6 USC	4-0	2-0	W4
UCLA	4-0	1-0	W4
#15 Washington	4-0	1-0	W4
#13 Oregon	3-1	1-0	W3
California	3-1	1-0	W1
#12 Utah	3-1	1-0	W3
Oregon State	3-1	0-1	L1
Washington State	3-1	0-1	L1
Arizona	2-2	0-1	L1
Arizona State	1-3	0-1	L3
Colorado	0-4	0-1	L4
Stanford	1-2	0-2	L2

NUMBERS TO KNOW

4

Terrance Ferguson is tied for the lead among all FBS tight ends with four touchdown receptions this season.

Bo Nix needs 11 more rushing yards to reach 1,000 for his career. His 989 career rushing yards are the most among Ducks.

11

36

Bucky Irving enters Saturday's game 36 rushing yards away from 1,000 for his career; He leads UO with 265 rushing

Oregon set a program record with 40 first downs vs. EWU; The Ducks rank fourth in the FBS with 28.3 first downs per game.

40



TROY FRANKLIN leads all Pac-12 players over the last three weeks and ranks 15th in the nation with 18 receptions for 305 yards and two touchdowns. Franklin had a career-high 137 receiving yards and a go-ahead 50-yard TD at WSU.



CAREER PASSING STATS

COMPLETIONS

Player	'19	'20	'21	'22	Career
Bo Nix	217	214	197	95	723
Ty Thompson	--	--	7	6	13
Jay Butterfield	--	--	2	1	3
Bucky Irving	--	--	0	1	1

PASSING YARDS

Player	'19	'20	'21	'22	Career
Bo Nix	2,542	2,415	2,294	1,100	8,351
Ty Thompson	--	--	87	68	155
Jay Butterfield	--	--	22	1	23
Bucky Irving	--	--	0	18	18

PASSING TOUCHDOWNS

Player	'19	'20	'21	'22	Career
Bo Nix	16	12	11	10	49
Ty Thompson	--	--	2	0	2

GAMES WITH 30+ COMPLETIONS

Player	'19	'20	'21	'22	Career
Bo Nix	2	0	0	1	3

GAMES WITH 300+ PASSING YARDS

Player	'19	'20	'21	'22	Career
Bo Nix	2	1	1	1	5

GAMES WITH 350+ PASSING YARDS

Player	'19	'20	'21	'22	Career
Bo Nix	0	0	1	1	2

GAMES WITH 400+ PASSING YARDS

Player	'19	'20	'21	'22	Career
Bo Nix	0	0	0	1	1

GAMES WITH MULTIPLE PASSING TDs

Player	'19	'20	'21	'22	Career
Bo Nix	3	2	4	3	12
Ty Thompson	--	--	1	0	1

GAMES WITH 3+ PASSING TDs

Player	'19	'20	'21	'22	Career
Bo Nix	1	2	1	2	6

GAMES WITH 4+ PASSING TDs

Player	'19	'20	'21	'22	Career
Bo Nix	0	0	0	1	1

GAMES WITH 5+ PASSING TDs

Player	'19	'20	'21	'22	Career
Bo Nix	0	0	0	1	1

GAMES WITHOUT AN INTERCEPTION

Player	'19	'20	'21	'22	Career (GP)
Bo Nix	10	7	7	2	26 (38)
Ty Thompson	--	--	2	1	3 (5)
Jay Butterfield	--	--	--	1	2 (2)

FIRST DOWN COMPLETIONS

Player	'19	'20	'21	'22	Career
Bo Nix	117	104	108	45	374
Ty Thompson	--	--	2	4	6
Jay Butterfield	--	--	1	0	1
Bucky Irving	--	--	0	1	1

20+ YARD COMPLETIONS

Player	'19	'20	'21	'22	Career
Bo Nix	36	32	29	17	114
Ty Thompson	--	--	1	0	1

30+ YARD COMPLETIONS

Player	'19	'20	'21	'22	Career
Bo Nix	19	12	12	6	49
Ty Thompson	--	--	1	0	1

40+ YARD COMPLETIONS

Player	'19	'20	'21	'22	Career
Bo Nix	7	5	4	4	20
Ty Thompson	--	--	1	0	1

50+ YARD COMPLETIONS

Player	'19	'20	'21	'22	Career
Bo Nix	2	4	1	3	10
Ty Thompson	--	--	1	0	1

90+ YARD COMPLETIONS

Player	'19	'20	'21	'22	Career
Bo Nix	0	1	0	0	1

OFFENSIVE NOTES

FERGUSON RACKING UP TOUCHDOWNS

Tight end **TERRANCE FERGUSON** has established himself as a major red zone threat early in the season. The sophomore is tied for the lead among all FBS tight ends with four touchdown receptions after catching two in back-to-back games vs. Eastern Washington and BYU. Ferguson has touchdowns catches of 13, 19, 15 and 9 yards, and he is one of 16 FBS tight ends with three or more TD receptions. The Colorado native has 12 catches for 118 yards on the season. Ferguson was one of five true freshmen tight ends in the FBS with multiple receiving touchdowns in 2021, finishing the season with 17 catches for 141 yards and two scores.

- » Four touchdown receptions are tied for 20th among all FBS players, and tied for third in the Pac-12.
- » First Oregon tight end since Jacob Breeland in 2019 to catch multiple touchdowns in back-to-back games.
- » First two multiple-touchdown games of his career.

LOADED RUNNING BACK ROOM

Oregon has used a steady rotation of running backs through the first four games, with six different players getting time at the position. Transfers **BUCKY IRVING** and **NOAH WHITTINGTON** have gotten the bulk of the work in the last two games, combining for 150-plus rushing yards against both BYU and WSU. Irving is Oregon's leading rusher with 38 carries for 265 yards (6.97 YPC), while Whittington has run for 178 yards on 35 attempts (5.1 YPC). **SEAN DOLLARS** was the leading running back in the season opener with 33 yards on four carries after missing all of 2021 due to injury, and returner **BYRON CARDWELL** found the end zone twice vs. Eastern Washington, once through the air and once on the ground. Freshman **JORDAN JAMES** scored his first career touchdown last week in Pullman on a 1-yard rush, while redshirt freshman **KILOHANA HAASENRITTER** notched his first career score in his collegiate debut vs. Eastern Washington.

- » Cardwell led the Pac-12 with 6.84 yards per carry as a freshman in 2021, and tied for fourth with eight rushes of 20-plus yards.
- » Irving leads the running back room with three career 100-yard rushing games, while Cardwell and Whittington each have one.
- » Whittington is the only Duck with a 150-yard rushing performance in his career, going for 150 and a touchdown on just seven carries for Western Kentucky on Dec. 18, 2021, vs. Appalachian State in the Boca Raton Bowl.
- » Whittington played for current running backs coach **CARLOS LOCKLYN** last season at Western Kentucky.

MCCORMICK'S TD STANDS APART

A lot of players impressed for Oregon's offense against Eastern Washington on Sept. 10, but one touchdown stood out above the rest. Wearing No. 18 in honor of the late Spencer Webb, tight end **CAM MCCORMICK** hauled in a 2-yard touchdown in the third quarter. The score was a tribute to Webb's legacy, and was also McCormick's first touchdown since the 2017 season as the seventh-year senior has battled injuries throughout his career. "I've been working towards that [touchdown] since [Spencer] was here and we were waiting to share that moment together," McCormick said. "I'm super thankful that I was able to share that moment wearing his jersey because I felt like he was there watching over me and cheering me on... It felt like he was right there with me." McCormick scored again last week at WSU on a 1-yard pass to help fuel Oregon's comeback win, giving him multiple touchdowns in a season for the first time in his career.

COTA JOINS THE 1K CLUB

Senior wide receiver **CHASE COTA** achieved a career milestone last week at Washington State, surpassing 1,000 career receiving yards with a career-high seven catches for a season-high 84 yards. It was the most productive game as a Duck for Cota, an Oregon legacy whose father, Chad Cota, played defensive back for UO from 1991-94. Cota is Oregon's second-leading receiver through four games with 14 receptions for 163 yards, and he is the team's active leader in nearly ever career receiving category including receptions (81), yards (1,046) and touchdowns (6).

HUTSON BREAKS OUT IN PULLMAN

It was a relatively quiet start to the season through three games for Kris Hutson, Oregon's leading returning receiver entering 2022, but the sophomore busted out last week at Washington State with a season-high five catches for 72 yards. Hutson hauled in a 55-yard catch to open the second half, the longest reception of his career and second of 50-plus yards. Hutson provided big-time production down the stretch for Oregon last season, catching 18 passes for 239 yards and two touchdowns in the final four games while finishing second on the team with 419 total receiving yards and third with 31 receptions.

THIRD DOWN EFFICIENCY

The Ducks have been solid on third down through four games, ranking fifth in the Pac-12 and 27th in the nation with a 48.08 conversion percentage (25-of-52). Oregon was 10-of-14 on third down against Eastern Washington, including 10-of-12 through the first three quarters. Third-down offense was also a big strength for the Ducks in 2021, when they led the Pac-12 and ranked fourth in the nation with a 51.11 conversion percentage (92-of-180).

OFFENSIVE NOTES

OFFENSIVE STAFF SNAPSHOT

Head coach **DAN LANNING**'s first hire for his inaugural coaching staff at Oregon was offensive coordinator **KENNY DILLINGHAM**. Dillingham, who also works with Oregon's quarterbacks, came to Oregon after spending time in the same role at Florida State (2020-21), Auburn (2019) and Memphis (2016-18). Lanning and Dillingham worked together at Memphis in 2016 and 2017, when Lanning was the inside linebackers coach and recruiting coordinator, and Dillingham was the OC at Auburn in 2019 when **BO NIX** was the starting quarterback. Lanning and Dillingham added **JUNIOR ADAMS** to the staff as co-offensive coordinator and wide receivers coach, a West Coast native who recruited and mentored current NFL superstar Cooper Kupp during his time at Eastern Washington. **ADRIAN KLEMM** joined the staff as associate head coach and offensive line coach, returning to college football after spending three seasons in the NFL with the Pittsburgh Steelers. Rounding out the offensive coaching staff are two young up-and-comers in the coaching world - running backs coach **CARLOS LOCKLYN** and tight ends coach **DREW MEHRINGER**. Locklyn is in his second year as an on-field coach after coaching running backs last season at Western Kentucky, while Mehringer was once the youngest play caller in the Power 5 as the offensive coordinator at Rutgers in 2016 at the age of 28.

TWO DECADES OF QUACK ATTACK

Few teams have boasted a more prolific offense since the turn of the century than the Oregon Ducks. Since 2000, Oregon ranks third among all FBS teams in total touchdowns (1,370), third in total points (10,442), third in total yards (130,678), fourth in points per game (37.2), fourth in first downs (6,572), tied for fourth in rushing touchdowns (678), fifth in rushing yards (61,359) and ninth in passing touchdowns (593). UO also leads the nation since 2000 with 48 two-point conversions.

2022 EXPLOSIVE PLAYS BREAKDOWN

OFFENSE

Yards	Type	Player(s)	Opponent
55	Pass	Kris Hutson (Nix)	at Washington State
50*	Pass	Troy Franklin (Nix)	at Washington State
50	Pass	Troy Franklin (Nix)	BYU
42	Pass	Dont'e Thornton (Nix)	at Washington State
39	Pass	Sean Dollars (Nix)	Eastern Washington
38	Pass	Troy Franklin (Nix)	at Washington State
36	Rush	Bucky Irving	BYU
27	Pass	Troy Franklin (Nix)	at Washington State
26	Pass	Kris Hutson (Nix)	BYU
26	Rush	Bucky Irving	Eastern Washington
24	Pass	Troy Franklin (Nix)	BYU
23	Pass	Terrance Ferguson (Nix)	at Washington State
22	Pass	Chase Cota (Nix)	at Washington State
22	Pass	Moliki Matavao (Nix)	BYU
22	Pass	Chase Cota (Nix)	BYU
22	Pass	Troy Franklin (Nix)	Eastern Washington
22	Pass	Troy Franklin (Nix)	vs. Georgia
21	Pass	Bucky Irving (Nix)	at Washington State
21	Pass	Chase Cota (Nix)	at Washington State
20	Rush	Noah Whittington	Eastern Washington

DEFENSE

Yards	Type	Player(s)	Opponent
27*	Interception	Mase Funa	at Washington State
21*	Interception	Trikweze Bridges (Casey Rogers FR TD)*	Eastern Washington

SPECIAL TEAMS

Yards	Type	Player(s)	Opponent
--	--	--	--

- 20+ Yard Plays (Rush, Pass, Interception, Punt Return); 40+ Yard Plays (Kick Returns)

* Touchdown scored on play

OFFENSIVE RANKINGS

TEAM

Category	Stat	P12	FBS
Sacks Allowed	0	1	1
4th Down Conversions	9	1	T-2
First Downs/Game	28.3	1	4
4th Down Conversion Pct.	90.0	1	T-5
Plays of 10+ Yards	80	T-1	T-5
First Downs	113	1	6
Total Yards/Game	495.0	3	17
Passing Yards/Game	296.8	3	24
Points/Game	39.5	5	T-25
3rd Down Conversion Pct.	48.08	5	27
Time of Possession/Game	32:18.50	2	27
Touchdowns	20	6	T-28
Rushing Yards/Game	198.25	3	29
3rd Down Conversions	48.08	4	T-36
Red Zone Score Pct.	92.0	3	38

2022 SCORING DRIVES

Touchdown Drive Breakdown (Time)

Total TD Drives: 18

0-1 Minute: 1
 1-2 Minutes: 2
 2-3 Minutes: 4
 3-5 Minutes: 9
 5+ Minutes: 2

Touchdown Drive Breakdown (Plays)

Total TD Drives: 18

1-2 Plays: 0
 3-5 Plays: 4
 6-9 Plays: 9
 10+ Plays: 5

Touchdown Drive Breakdown (Yards)

Total TD Drives: 18

1-20 Yards: 0
 21-50 Yards: 3
 51-80 Yards: 13
 81-99 Yards: 2

EXPLOSIVE PLAYS BREAKDOWN

BY YARDS

Yards	No.	TD
100	0	0
90-99	0	0
80-89	0	0
70-79	0	0
60-69	0	0
50-59	3	1
40-49	1	0
30-39	3	0
20-29	15	2*
TOTAL	22	4

BY TYPE

Yards	No.	TD
Rushing	3	0
Passing	17	1
Punt Returns	0	0
Kick Returns	0	0
Interception Returns	2	2*
TOTAL	22	3

* One TD on fumble recovery after fumble on INT return vs. EWU



CAREER RUSHING STATS

RUSHING YARDS

Player	'17	'18	'19	'20	'21	'22	Career
Bo Nix	--	--	313	388	168	120	989
Bucky Irving	--	--	--	--	699	265	964
Noah Whittington	--	--	--	39	617	178	834
Byron Cardwell	--	--	--	--	417	76	493
Sean Dollars	--	--	81	47	--	94	222
Seven McGee	--	--	--	--	61	-11	50
Jordan James	--	--	--	--	--	48	48
Kilohana Haasenritter	--	--	--	RS	0	37	37
Ty Thompson	--	--	--	--	10	-1	9

CARRIES

Player	'17	'18	'19	'20	'21	'22	Career
Bo Nix	--	--	97	108	57	26	288
Bucky Irving	--	--	--	--	133	38	171
Noah Whittington	--	--	--	16	101	35	152
Byron Cardwell	--	--	--	--	61	11	72
Sean Dollars	--	--	7	8	--	14	29
Seven McGee	--	--	--	--	14	3	17
Jordan James	--	--	--	--	--	16	16
Kilohana Haasenritter	--	--	--	RS	0	7	7
Ty Thompson	--	--	--	--	3	1	4

RUSHING TOUCHDOWNS

Player	'17	'18	'19	'20	'21	'22	Career
Bo Nix	--	--	7	7	4	3	21
Bucky Irving	--	--	--	--	4	1	5
Byron Cardwell	--	--	--	--	3	1	4
Noah Whittington	--	--	--	0	2	1	3
Kilohana Haasenritter	--	--	--	RS	0	1	1
Jordan James	--	--	--	--	--	1	1
Seven McGee	--	--	--	--	1	0	1

GAMES WITH A RUSHING TOUCHDOWN

Player	'17	'18	'19	'20	'21	'22	Career
Bo Nix	--	--	7	6	3	1	17
Bucky Irving	--	--	--	--	3	1	4
Byron Cardwell	--	--	--	--	2	1	3
Noah Whittington	--	--	--	0	2	1	3
Kilohana Haasenritter	--	--	--	RS	0	1	1
Jordan James	--	--	--	--	--	1	1
Seven McGee	--	--	--	--	1	0	1

GAMES WITH MULTIPLE RUSHING TOUCHDOWNS

Player	'17	'18	'19	'20	'21	'22	Career
Bo Nix	--	--	0	1	1	1	3
Byron Cardwell	--	--	--	--	1	0	1
Bucky Irving	--	--	--	--	1	0	1

100-YARD RUSHING GAMES

Player	'17	'18	'19	'20	'21	'22	Career
Bucky Irving	--	--	--	--	3	0	3
Byron Cardwell	--	--	--	--	1	0	1
Noah Whittington	--	--	--	0	1	0	1

150-YARD RUSHING GAMES

Player	'17	'18	'19	'20	'21	'22	Career
Noah Whittington	--	--	--	0	1	0	1

RUSHING FIRST DOWNS

Player	'17	'18	'19	'20	'21	'22	Career
Bo Nix	--	--	26	29	15	8	78
Bucky Irving	--	--	--	--	31	13	44
Noah Whittington	--	--	--	4	26	14	44
Byron Cardwell	--	--	--	--	19	6	25
Sean Dollars	--	--	3	3	--	6	12
Jordan James	--	--	--	--	--	5	5
Seven McGee	--	--	--	--	3	0	3
Ty Thompson	--	--	--	--	1	0	1

10+ YARD RUNS

Player	'17	'18	'19	'20	'21	'22	Career
Bo Nix	--	--	14	18	10	4	46
Bucky Irving	--	--	--	--	20	12	32
Noah Whittington	--	--	--	2	18	8	28
Byron Cardwell	--	--	--	--	15	3	18
Sean Dollars	--	--	1	2	--	4	7
Jordan James	--	--	--	--	--	1	1
Seven McGee	--	--	--	--	1	0	1
Ty Thompson	--	--	--	--	1	0	1

20+ YARD RUNS

Player	'17	'18	'19	'20	'21	'22	Career
Byron Cardwell	--	--	--	--	8	0	8
Bucky Irving	--	--	--	--	6	2	8
Bo Nix	--	--	1	3	1	0	5
Noah Whittington	--	--	--	0	4	1	5
Sean Dollars	--	--	1	0	--	0	1

30+ YARD RUNS

Player	'17	'18	'19	'20	'21	'22	Career
Byron Cardwell	--	--	--	--	3	0	3
Sean Dollars	--	--	1	0	--	0	1
Bucky Irving	--	--	--	--	1	0	1
Bo Nix	--	--	1	0	0	0	1
Noah Whittington	--	--	--	0	1	0	1

40+ YARD RUNS

Player	'17	'18	'19	'20	'21	'22	Career
Bucky Irving	--	--	--	--	1	1	2
Sean Dollars	--	--	1	0	--	0	1
Noah Whittington	--	--	--	0	1	0	1

50+ YARD RUNS

Player	'17	'18	'19	'20	'21	'22	Career
Sean Dollars	--	--	1	0	--	0	1
Noah Whittington	--	--	--	0	1	0	1

60+ YARD RUNS

Player	'17	'18	'19	'20	'21	'22	Career
Sean Dollars	--	--	1	0	--	0	1
Noah Whittington	--	--	--	0	1	0	1

70+ YARD RUNS

Player	'17	'18	'19	'20	'21	'22	Career
Noah Whittington	--	--	--	0	1	0	1

80+ YARD RUNS

Player	'17	'18	'19	'20	'21	'22	Career
Noah Whittington	--	--	--	0	1	0	1

CAREER RECEIVING STATS

RECEPTIONS

Player	'17	'18	'19	'20	'21	'22	Career
Chase Cota	--	13	25	11	18	14	81
Kris Hutson	--	--	--	4	31	9	44
Troy Franklin	--	--	--	--	18	20	38
Caleb Chapman	--	0	1	14	13	1	29
Terrance Ferguson	--	--	--	--	17	12	29
Bryan Addison	--	1	18	0	0	0	19
Noah Whittington	--	--	--	3	12	3	18
Dont'e Thornton	--	--	--	--	9	7	16
Bucky Irving	--	--	--	--	8	7	15
Josh Delgado	--	--	11	3	RS	1	15
Cam McCormick	6	1	--	0	1	6	14
Seven McGee	--	--	--	--	7	6	13
Moliki Matavao	--	--	--	--	9	3	12
DJ Johnson	--	0	0	10	1	0	11
Byron Cardwell	--	--	--	--	4	4	8
Sean Dollars	--	--	2	0	--	6	8
Isaah Crocker	--	RS	0	0	7	--	7
Isaiah Brevard	--	--	--	--	1	--	1
Kilohana Haasenritter	--	--	--	RS	--	1	1
Patrick Herbert	--	--	RS	--	--	1	1
Jordan James	--	--	--	--	--	1	1
Steven Jones	--	1	0	0	0	0	1
Bo Nix	--	--	0	0	0	1	1

RECEIVING YARDS

Player	'17	'18	'19	'20	'21	'22	Career
Chase Cota	--	168	350	79	286	163	1,046
Kris Hutson	--	--	--	37	419	108	564
Troy Franklin	--	--	--	--	209	339	548
Caleb Chapman	--	0	6	197	210	15	428
Dont'e Thornton	--	--	--	--	175	122	297
Terrance Ferguson	--	--	--	--	141	118	259
Bryan Addison	--	12	203	0	0	0	215
Josh Delgado	--	--	147	36	RS	12	195
Cam McCormick	89	-2	--	--	16	38	141
Bucky Irving	--	--	--	--	73	58	131
DJ Johnson	--	0	0	113	11	0	124
Moliki Matavao	--	--	--	--	75	46	121
Seven McGee	--	--	--	--	84	29	113
Isaah Crocker	--	--	--	0	107	--	107
Noah Whittington	--	--	--	5	58	19	82
Sean Dollars	--	--	1	0	--	56	57
Byron Cardwell	--	--	--	--	3	34	37
Bo Nix	--	--	0	0	0	18	18
Isaiah Brevard	--	--	--	--	6	0	6
Jordan James	--	--	--	--	--	6	6
Patrick Herbert	--	--	RS	--	--	5	5
Kilohana Haasenritter	--	--	--	RS	--	1	1
Steven Jones	--	--	--	--	-2	0	-2

RECEIVING TOUCHDOWNS

Player	'17	'18	'19	'20	'21	'22	Career
Chase Cota	--	0	3	2	1	0	6
Terrance Ferguson	--	--	--	--	2	4	6
Troy Franklin	--	--	--	--	2	2	4
Caleb Chapman	--	0	0	3	0	0	3
DJ Johnson	--	0	0	3	0	0	3
Cam McCormick	1	0	--	--	0	2	3
Kris Hutson	--	--	--	0	2	0	2
Dont'e Thornton	--	--	--	--	2	0	2
Noah Whittington	--	--	--	0	2	0	2
Bryan Addison	--	0	1	0	0	0	1
Byron Cardwell	--	--	--	--	0	1	1
Bucky Irving	--	--	--	--	0	1	1
Moliki Matavao	--	--	--	--	1	0	1

GAMES WITH A RECEPTION

Player	'17	'18	'19	'20	'21	'22	Career
Chase Cota	--	5	11	5	7	4	32
Kris Hutson	--	--	--	3	13	3	19
Noah Whittington	--	--	--	2	10	3	15
Terrance Ferguson	--	--	--	--	11	4	15
Troy Franklin	--	--	--	--	9	4	13
Bryan Addison	--	1	11	0	0	0	12
Caleb Chapman	--	0	1	3	6	1	11
Josh Delgado	--	--	8	2	RS	1	11
Moliki Matavao	--	--	--	--	8	3	11
Cam McCormick	5	1	--	--	1	3	10
Bucky Irving	--	--	--	--	6	2	8
Seven McGee	--	--	--	--	5	3	8
Dont'e Thornton	--	--	--	--	4	3	7
Byron Cardwell	--	--	--	--	4	2	6
DJ Johnson	--	0	0	4	1	0	5
Sean Dollars	--	--	1	0	--	3	4
Isaah Crocker	--	RS	0	0	3	--	3
Isaiah Brevard	--	--	--	--	1	0	1
Kilohana Haasenritter	--	--	--	RS	--	1	1
Jordan James	--	--	--	--	--	1	1
Patrick Herbert	--	--	RS	--	--	1	1
Jordan James	--	--	--	--	--	1	1
Bo Nix	--	--	0	0	0	1	1

GAMES WITH 5+ RECEPTIONS

Player	'17	'18	'19	'20	'21	'22	Career
Chase Cota	--	0	1	1	0	1	3
Kris Hutson	--	--	--	0	2	1	3
Troy Franklin	--	--	--	--	0	2	2
Caleb Chapman	--	0	0	1	0	0	1
Bucky Irving	--	--	--	--	0	1	1
DJ Johnson	--	--	--	1	0	0	1

GAMES WITH A RECEIVING TOUCHDOWN

Player	'17	'18	'19	'20	'21	'22	Career
Chase Cota	--	0	3	2	1	0	6
Terrance Ferguson	--	--	--	--	2	2	4
Troy Franklin	--	--	--	--	2	2	4
Cam McCormick	1	0	--	0	0	2	3
DJ Johnson	--	0	0	3	0	0	3
Caleb Chapman	--	0	0	2	0	0	2
Kris Hutson	--	--	--	0	2	0	2
Dont'e Thornton	--	--	--	--	2	0	2
Bryan Addison	--	0	1	0	0	0	1
Byron Cardwell	--	--	--	--	0	1	1
Bucky Irving	--	--	--	--	0	1	1
Moliki Matavao	--	--	--	--	1	0	1

GAMES WITH MULTIPLE RECEIVING TOUCHDOWNS

Player	'17	'18	'19	'20	'21	'22	Career
Terrance Ferguson	--	--	--	--	0	2	2
Caleb Chapman	--	0	0	1	0	0	1

100-YARD RECEIVING GAMES

Player	'17	'18	'19	'20	'21	'22	Career
Caleb Chapman	--	0	0	1	0	0	1
Chase Cota	--	0	1	0	0	0	1
Troy Franklin	--	--	--	--	0	1	1

CAREER RECEIVING STATS

150-YARD RECEIVING GAMES

Player	'17	'18	'19	'20	'21	'22	Career
Caleb Chapman	--	0	0	1	0	0	1

FIRST DOWN RECEPTIONS

Player	'17	'18	'19	'20	'21	'22	Career
Chase Cota	--	6	16	4	11	6	43
Troy Franklin	--	--	--	--	10	13	23
Kris Hutson	--	--	--	2	14	4	20
Terrance Ferguson	--	--	--	--	7	6	13
Caleb Chapman	--	0	0	6	6	0	12
Josh Delgado	--	--	9	2	RS	1	12
Bryan Addison	--	1	8	0	0	0	9
DJ Johnson	--	0	0	6	1	0	7
Dont'e Thornton	--	--	--	--	1	6	7
Bucky Irving	--	--	--	--	2	3	6
Moliki Matavao	--	--	--	--	4	2	6
Cam McCormick	4	0	--	0	1	1	6
Seven McGee	--	--	--	--	4	0	4
Sean Dollars	--	--	0	0	--	3	3
Byron Cardwell	--	--	--	--	0	2	2
Isaah Crocker	--	RS	0	0	2	--	2
Noah Whittington	--	--	--	0	1	0	1

20+ YARD RECEPTIONS

Player	'17	'18	'19	'20	'21	'22	Career
Chase Cota	--	2	6	0	3	3	14
Kris Hutson	--	--	--	0	9	2	11
Troy Franklin	--	--	--	--	2	6	8
Dont'e Thornton	--	--	--	--	2	2	4
Caleb Chapman	--	0	0	2	1	0	3
Bucky Irving	--	--	--	--	2	1	3
Bryan Addison	--	0	2	0	0	0	2
Josh Delgado	--	--	1	1	RS	0	2
Cam McCormick	2	0	--	0	0	0	2
Isaah Crocker	--	RS	0	0	1	--	1
Sean Dollars	--	--	0	0	--	1	1
DJ Johnson	--	0	0	1	0	0	1
Moliki Matavao	--	--	--	--	0	1	1
Seven McGee	--	--	--	--	1	0	1
Noah Whittington	--	--	--	0	1	0	1

30+ YARD RECEPTIONS

Player	'17	'18	'19	'20	'21	'22	Career
Chase Cota	--	1	2	0	2	0	5
Caleb Chapman	--	0	0	2	2	0	4
Troy Franklin	--	--	--	--	1	3	4
Kris Hutson	--	--	--	0	3	1	4
Dont'e Thornton	--	--	--	--	2	1	3
Bryan Addison	--	0	1	0	0	0	1
Isaah Crocker	--	RS	0	0	1	--	1
Sean Dollars	--	--	0	0	--	1	1
Bucky Irving	--	--	--	--	1	0	1
Cam McCormick	1	0	--	0	0	0	1

40+ YARD RECEPTIONS

Player	'17	'18	'19	'20	'21	'22	Career
Caleb Chapman	--	0	0	2	2	0	4
Chase Cota	--	0	1	0	2	0	3
Dont'e Thornton	--	--	--	--	2	1	3
Troy Franklin	--	--	--	--	0	2	2
Kris Hutson	--	--	--	0	1	1	2

50+ YARD RECEPTIONS

Player	'17	'18	'19	'20	'21	'22	Career
Caleb Chapman	--	0	0	1	1	0	2
Troy Franklin	--	--	--	--	0	2	2
Kris Hutson	--	--	--	0	1	1	2
Dont'e Thornton	--	--	--	--	2	0	2
Chase Cota	--	0	1	0	0	0	1

60+ YARD RECEPTIONS

Player	'17	'18	'19	'20	'21	'22	Career
Dont'e Thornton	--	--	--	--	2	0	2
Chase Cota	--	0	1	0	0	0	1



CHASE COTA surpassed 1,000 career receiving yards last week at WSU when he caught a career-high seven passes for a season-high 84 yards. Cota leads all active Ducks in career receptions (81), receiving yards (1,046), touchdowns (6), first-down receptions (43), 20-yard receptions (14) and 30-yard receptions (5).

CAREER & GBG STATS

CAREER STATS

	GP	GS	UA	A	TOT
2020	7	5	24	21	45
2021	14	14	53	61	114
2021	4	4	4	12	16
TOTAL	25	23	81	94	175

	TFL	SCK	FF	FR	INT	PBU
2020	6.5	2.0	1	0	0	0
2021	8.5	4.0	2	0	1	5
2021	2.5	1.0	0	0	0	0
TOTAL	17.5	7.0	3	0	1	5

GAME-BY-GAME STATS

2022

	TKL	TFL	SCK	FF	FR	INT	PBU
vs. Georgia*	3	0.0	0.0	0	0	0	0
EASTERN WASH.*	2	0.0	0.0	0	0	0	0
BYU*	2	0.0	0.0	0	0	0	0
at WASHINGTON STATE	9	2.5	1.0	0	0	0	0
TOTAL	16	2.5	1.0	0	0	0	0

2021

	TKL	TFL	SCK	FF	FR	INT	PBU
FRESNO STATE*	5	1.0	1.0	1	0	0	0
at Ohio State*	7	0.0	0.0	0	0	0	0
STONY BROOK*	10	1.0	0.0	0	0	0	0
ARIZONA*	14	0.0	0.0	0	0	0	0
at Stanford*	6	1.0	1.0	0	0	0	0
CALIFORNIA*	12	1.5	1.0	0	0	0	1
at UCLA*	9	1.0	0.0	0	0	0	1
COLORADO*	6	1.0	0.0	0	0	0	0
at Washington*	10	0.0	0.0	0	0	0	2
WASHINGTON STATE*	0	0.0	0.0	0	0	0	1
at Utah*	10	1.0	1.0	0	0	0	0
OREGON STATE*	5	0.0	0.0	0	0	0	0
vs. Utah*	12	1.0	0.0	1	0	1	0
vs. Oklahoma*	8	0.0	0.0	0	0	0	0
TOTAL	114	8.5	4.0	2	0	1	5

2020

	TKL	TFL	SCK	FF	FR	INT	PBU
STANFORD	4	1.0	0.0	0	0	0	0
at Washington State*	4	1.0	1.0	0	0	0	0
UCLA*	5	1.0	1.0	1	0	0	0
at Oregon State*	10	2.0	0.0	0	0	0	0
at California*	9	0.0	0.0	0	0	0	0
at USC	6	0.0	0.0	0	0	0	0
vs. Iowa State*	7	1.5	0.0	0	0	0	0
TOTAL	45	6.5	2.0	1	0	0	0

* Started game

2022 AWARDS & HONORS

PRESEASON

- » Bednarik Award watch list
- » Bronko Nagurski Trophy watch list
- » Butkus Award watch list
- » Lombardi Award watch list
- » Polynesian College Football Player of the Year watch list
- » Lott IMPACT Trophy watch list
- » Associated Press All-America first team
- » Walter Camp Player of the Year watch list
- » Walter Camp All-America first team
- » Athlon Sports All-America first team
- » Sporting News All-America first team
- » Phil Steele All-America first team
- » Pro Football Focus All-America first team
- » All-Pac-12 first team (Media)



ILB NOAH SEWELL

SUPERB SEWELL

Linebacker **NOAH SEWELL** established himself as one of the best defensive players in the nation during his first two-plus seasons with the Ducks. He enters Saturday with 175 career total tackles and seven double-digit tackle performances, as well as 17.5 tackles for loss and 7.0 sacks. Sewell has made at least five tackles in 19 of 25 games played, including 13 of 14 games in 2021.

- » Career-high 2.5 tackles with a sack and a season-high nine tackles in last week's win at Washington State.
- » One of four current Pac-12 players to have 100-plus tackles in 2021, and one of 36 in the nation coming off a 100-tackle season.
- » Owns the most returning tackles against the Pac-12 from last season with 84.

BUTKUS AWARD SEMIFINALIST

Sewell was a defensive force for the Ducks in 2021, and he was rewarded for his efforts when he was named one of 16 semifinalists for the 2021 Butkus Award. Named after Dick Butkus - arguably the greatest defensive player in football history - the Butkus Award is given annually to the top linebacker in college football. Sewell became the first player in program history to be selected as a Butkus Award semifinalist, and was one of four players from the Pac-12 to land on the list last season. Sewell was one of two Ducks on the preseason Butkus Award watch list for 2022, along with **JUSTIN FLOWE**.

Noah Sewell in 2021

- » Coaches & Associated Press Pac-12 All-Conference first team
- » Butkus Award semifinalist
- » Polynesian College Football Player of the Year Award finalist
- » Two-time Pac-12 Freshman of the Week (Oct. 18 & Oct. 25)
- » Led all FBS freshmen and ranked second in the Pac-12 with a career-high 114 tackles, 37 more than any other Duck.
- » Was one of four Pac-12 players to surpass 100 total tackles, and the first Duck since Troy Dye in 2018.
- » Ranked second among Ducks in both tackles for loss (8.5) and sacks (4.0).
- » Made his first career interception in Pac-12 Championship Game, returning it 22 yards.
- » Led or tied for the team lead in tackles eight times.
- » Made double-digit tackles in six of 14 games, including a career-high 14 stops against Arizona.
- » Led all Pac-12 linebackers and ranked 13th at the position nationally with an 88.6 pass-rush grade from Pro Football Focus.

STELLAR DEBUT SEASON

A starter at inside linebacker from the onset, Sewell was terrific for Oregon in the shortened 2020 season as a true freshman. Sewell finished the year with 45 total tackles, becoming the first Oregon true freshman to lead the team in tackles since Troy Dye in 2016. Sewell was one of only two FBS true freshmen and the only one in the Power 5 to lead his team in tackles, and he led all Pac-12 freshmen in tackles, TFLs (6.5) and sacks (2.0). According to Pro Football Focus, Sewell was the sixth-highest graded linebacker in the Pac-12 at 70.5.

- » 2020 Pac-12 Freshman Defensive Player of the Year & Pac-12 All-Conference honorable mention
- » 2020 Freshman All-American (247Sports, Rivals & The Athletic)

IT'S IN THE BLOOD

'Sewell' has become a household name for Oregon football, with Noah following in the footsteps of his older brother, Penei. A dominant left tackle for the Ducks in 2018 and 2019, Penei became the first sophomore ever to win the Outland Trophy as the nation's top interior lineman, and went on to be the No. 7 overall pick by the Detroit Lions in the 2021 NFL Draft. Noah and Penei have two other brothers who both played college football - Gabriel (Nevada, 2015-19) and Nephi (Nevada & Utah, 2017-21). Noah has already generated first-round NFL Draft buzz, entering 2022 as the No. 24 overall player on ESPN's preseason top 50 rankings released on Aug. 17.

DEFENSIVE NOTES

RUN STUFFERS

Oregon has been terrific against the run the last two times out, holding both BYU (61) and Washington State (53) to less than 100 yards rushing. The two Cougar teams averaged just 2.04 yards per carry against the Ducks, and WSU's 53 rushing yards are the fewest Oregon has allowed in a game since giving up just 38 to USC in the 2020 Pac-12 Championship Game. On the season, the Ducks rank second in the Pac-12 and 18th nationally in rushing defense at 86.50 yards allowed per game.

FUNA SEALS COMEBACK WIN

With Oregon up three with just over a minute left in the game, junior outside linebacker **MASE FUNA** jumped a screen pass and iced the win for the Ducks with a 27-yard pick-six. It was the first career interception and first career touchdown for Funa, who was named the Pac-12 Defensive Lineman of the Week for his performance. Funa recorded the second defensive touchdown of the season for the Ducks, with **CASEY ROGERS** recovering a fumble in the end zone after a **TRIKWEZE BRIDGES** interception in Oregon's win over Eastern Washington. Oregon is one of nine teams in the nation and one of two in the Pac-12 (USC) with multiple interceptions returned for touchdowns this season.

ANOTHER ONE FOR BRIDGES

Defensive back **TRIKWEZE BRIDGES** took over the team lead with his second interception of the season last week at Washington State, ripping the ball away from a WSU receiver in the fourth quarter as the two fell to the ground. Bridges is one of eight Pac-12 players and one of 63 in the nation with multiple interceptions entering Week 5, and he has three career picks. Bridges added five tackles and assisted on a tackle for loss in Oregon's road win in Pullman.

BASSA SETTling IN AT ILB

JEFFREY BASSA was a great storyline for the Oregon defense last year as a true freshman, starting seven of the Ducks' last nine games at inside linebacker after transitioning from defensive back early in the season. Bassa played 452 total defensive snaps - 423 at linebacker - finishing with 48 total tackles, 3.5 tackles for loss and one sack. He has stuck at inside linebacker so far as a sophomore, and is tied for the team lead entering Saturday with 19 total tackles. Bassa led the Ducks last week at Washington State with a career-high 10 tackles, his first double-digit tackling performance, and added his first tackle for loss of the season. The Salt Lake City, Utah, native made his first start of the season last week in Pullman, and was a captain for the Ducks in the Sept. 10 home opener vs. Eastern Washington.

BACK ON DEFENSE, JOHNSON GETTING AFTER THE QB

DJ JOHNSON was one of the more versatile players in the nation last season for Oregon, playing 152 snaps on defense as an outside linebacker, 98 on offense as a tight end and 18 on special teams. Johnson had made the move from defense to offense during the pandemic-shortened 2020 season, but has moved back to defense full-time in his final season. Johnson racked up a career-high 2.0 sacks last week at Washington State and is Oregon's leader on the season with 3.0, tied for fourth in the Pac-12, though he will miss the first half of Saturday's game vs. Stanford after being ejected in the fourth quarter last week for a targeting penalty.

DORLUS BRINGS THE PRESSURE

Defensive end **BRANDON DORLUS** enjoyed a breakout performance on Sept. 17 vs. No. 12 BYU, earning the honor of Pac-12 Co-Defensive Lineman of the Week. The junior set a career-high with seven total tackles, and added 1.5 tackles for loss and half a sack. It was Dorlus' 13th career game with multiple tackles for loss, and he is tied for the team lead with 3.0 TFLs through four games. Dorlus was on the preseason watch list for the Bronko Nagurski Trophy along with teammate **NOAH SEWELL** after putting together an impressive 2021 season, when he set career-highs with 25 tackles, 7.0 tackles for loss and 2.5 sacks while earning first-team all-conference honors.

- » Led all Pac-12 interior defensive linemen in 2021 with an 82.3 pass-rushing grade from Pro Football Focus, and was second to only teammate **POPO AUMAVAE** in overall grade (79.2) and third in run-defense grade (72.9).
- » 42 total pressures, 33 quarterback hurries and six QB hits in 2021, according to PFF.

BUCKLING DOWN ON FOURTH

The Ducks may not have registered an official takeaway vs. BYU on Sept. 17, but Oregon's defense stopped the Cougars four times on fourth down to get the ball back to the offense. UO stopped BYU on a 4th-and-7 from the Oregon 37 on the Cougars' first drive of the game, setting up a four-play, 64-yard touchdown drive to give the Ducks the early advantage. Oregon also stopped BYU on a 4th-and-1 from the BYU 36, a 4th-and-10 from the Oregon 40, and a 4th-and-5 from the Oregon 14 on the final play of the game. It was the first time Oregon stopped an opponent on four or more fourth downs in a game since No. 5 Utah went 0-for-4 in the 2019 Pac-12 Championship Game on Dec. 6, 2019. Oregon is tied for 18th in the nation this season with a 33.33 opponent fourth-down conversion percentage (2-of-6).

DUCKS CAGE EAGLES

While the offense stole the show in the Sept. 10 home opener, Oregon's defense put together an impressive performance of their own against a high-flying EWU offense. The Ducks allowed just 66 total yards in the first half and only 187 for the game, and the Eagles' usually potent passing attack was limited to only 87 yards through the air. It was the first time Oregon has allowed fewer than 100 yards passing in a game since Sept. 16, 2017 vs. Wyoming, when current NFL star Josh Allen was the quarterback for the Cowboys. Oregon also notched its first two takeaways of the season, with **CHRISTIAN GONZALEZ** and **TRIKWEZE BRIDGES** each picking off passes.

GAME CAPTAINS

Game	Captains
vs. Georgia	Dorlus, Nix, Hill, Forsyth
EASTERN WASHINGTON	Bass, Bassa, McCormick, B. Williams
BYU	Cota, Dollars, Funa, Stephens IV
at Washington State	Dorlus, Franklin, Gonzalez, Harper II
STANFORD	
at Arizona	
UCLA	
at California	
at Colorado	
WASHINGTON	
UTAH	
at Oregon State	

NUMBERS TO KNOW

2	Mase Funa's 27-yard interception return for a touchdown at WSU was Oregon's second defensive TD the season.
11	The Ducks racked up a season-high 11.0 tackles for loss at WSU, Oregon's most in a game since Oct. 23, 2021.
14	Oregon has won 67 straight games when holding its opponent to fewer than 14 points.
86.5	The Ducks rank second in the Pac-12 and 18th in the FBS with 86.5 rushing yards allowed per game (3.39 YPC).



MASE FUNA is the Pac-12 Defensive Lineman of the Week after sealing Oregon's win at Washington State with a 27-yard pick-six, his first career interception and first touchdown.

DEFENSIVE NOTES**HILL, FLOWE REACH DOUBLE DIGITS IN OPENER**

JAMAL HILL and **JUSTIN FLOWE** led Oregon's defense in the season opener vs. Georgia, each reaching double-digit tackles. Hill - a Georgia native - led the way with a career-high 11 tackles for his first double-digit tackle performance, including a career-best nine solo takedowns. Flowe was active in his return to the field after suffering a season-ending injury for the second year in a row in 2021, recording his second career double-digit tackle game with 10 vs. the Bulldogs. Flowe is tied for the team lead with 19 tackles entering Saturday, with Hill right behind at 18 tackles.

TOUGH BREAK FOR POPO

POPO AUMAVAE won't play for the Ducks in 2022, as head coach **DAN LANNING** announced after week one that Oregon's all-conference nose tackle will miss the year with an injury. Aumavae was a big key to the Ducks' defensive success in 2021, receiving first-team all-Pac-12 honors from both the *Associated Press* and *Pro Football Focus*, and finishing the season with a career-high 36 total tackles and 3.0 tackles for loss. Aumavae joined **BRANDON DORLUS** among the highest graded interior defensive linemen by PFF, leading that group with an 81.3 overall defensive grade.

PICK PARTY

No team has been better at coming away with interceptions than Oregon over the last decade-plus. Oregon leads all FBS teams with 194 total interceptions since 2010, six more than second-place Alabama and seven more than third-place Iowa. That impressive run of picking off passes goes back even further, as the Ducks lead the nation with 356 total interceptions since 2000, one ahead of Virginia Tech. Since 2018, Oregon is third in the nation with 63 interceptions.

DEFENSIVE STAFF SNAPSHOT

Head coach **DAN LANNING** came to Eugene as one of the top defensive minds in all of college football, and he surrounded himself with an elite defensive coaching staff. Defensive coordinator **TOSH LUPOI** helped Alabama reach four straight national title games and win two while on staff, including as defensive coordinator in 2018. Lupoi then spent three seasons in the NFL, where he helped develop star players such as Myles Garrett (Browns), Grady Jarrett (Falcons) and Josh Allen (Jaguars). **MATTHEW POWLEDGE** will serve as co-defensive coordinator while working with the safeties, and he came to Eugene after mentoring one of the best safeties in the country the last couple years in Baylor's Jalen Pitre. **DEMETRICE MARTIN** will coach the cornerbacks after making an inter-conference move from Colorado to Oregon, and **TONY TUIOTI** will coach the defensive line following three seasons in the same role at Nebraska. **JOE LORIG** rounds out the defensive staff working with the nickels while also serving as Oregon's special teams coordinator, the same role he held previously at Penn State.

SPECIAL TEAMS NOTES**LEWIS KICKS IT INTO GEAR**

Kicker **CAMDEN LEWIS** made a drastic improvement as Oregon's place kicker and kickoff specialist from 2020 to 2021. The North Carolina native was a second-team Pac-12 all-conference selection last season after ranking second in the league with an 81.3 field goal percentage (13-of-16). Lewis started the season 10-for-10 on field goals, the longest streak of his career and longest by a UO kicker since Adian Schneider made 10 straight in 2015. Lewis was 5-of-7 on field goals of 40 to 49 yards, headlined by a career-long 49-yard make against California. Lewis was also much better on kickoffs, with his 44.9 touchback percentage showing a significant improvement from his 26.0 percent mark in 2020.

- » Recorded Oregon's first points of 2022 with a 35-yard field goal in the second quarter against Georgia.
- » Handled all 10 kickoffs vs. EWU, totaling 645 yards (64.5 AVG) with six touchbacks.
- » 6-for-6 on field goals in 2022 after making going 3-for-3 at WSU, tying his career-high.
- » One of three Pac-12 kickers and one of 25 FBS kickers yet to miss a field goal this season.

COMPETITION AROUND ON SPECIAL TEAMS

While Lewis returned as the incumbent at place kicker, Oregon had a competition-filled fall at the other kicking spots after bringing in a quartet of transfers. **ANDREW BOYLE** has emerged as Oregon's top option on kickoffs after transferring from Washington State, totaling 1,159 yards and 13 touchbacks on 18 kicks (64.4 Avg.) in three games played. **ALEX BALES** is another experienced leg after transferring from Cincinnati. At punter, Temple transfer Adam Barry won the starting role out of camp and has punted seven times for 261 yards, an average of 37.29 yards with two kicks pinned inside the 20-yard line. East Central CC transfer Ross James got his first game action as a Duck last week at WSU, booting a 42-yard punt. Boyle has experience punting as well in his career.

BATTLES AS CONSISTENT AS THEY COME

You won't hear **KARSTEN BATTLES'** name much - or ever - during the course of a game, and that speaks to how consistent he has been as Oregon's long snapper since taking over the job in 2018. Battles has been the long snapper for all 52 games since the start of that season, and he has been on the preseason watch list for the Patrick Mannelly Award - given to the nation's top long snapper - each of the last two seasons. Battles was named a preseason second-team all-American by Phil Steele entering his final season in Eugene.

BOETTCHER TRADES BAT FOR PADS THIS FALL

The Ducks boast a two-sport athlete this fall, with baseball outfielder **BRYCE BOETTCHER** joining the football team as a defensive back. Boettcher is one of 15 football/baseball dual-sport athletes in the FBS this season, and the only one in the Pac-12. Boettcher has earned a spot on first-team kickoff unit early in the season. He has played in 81 games over two seasons for Oregon baseball, making 10 starts in center field, two at second base and one in right field.

QUICK FACTS**UNIVERSITY OF OREGON**

Location: Eugene, Ore.

Enrollment: 24,500

Founded: 1876

Colors: Green and Yellow

Nickname: Ducks

Conference: Pac-12 Conference

President: Patrick Phillips (Interim)

Director of Athletics: Rob Mullens

FOOTBALL INFORMATION

First Year of Football: 1894

Years of Football: 127th Season

All-Time Record: 686-507-46

Conference Record: 341-330-20

Pacific Coast Record (1916-1958): 107-122-17

Pac-8 Record (1964-77): 21-63-1

Pac-10 Record (1978-2010): 144-117-2

Pac-12 Record (Since 2011): 68-28

Pac-12 Championship Game: 4-1 (2011, 14, 19, 20, 21)

All-Time Bowl Record: 15-20

AUTZEN STADIUM

Opened: 1967

Capacity: 54,000

Playing Surface: FieldTurf Core Vertex

Total Seasons: 55

Winning Seasons (Over .500): 38

Unbeaten Seasons (Years): 10 (1990, 1998, 1999, 2000, 2009, 2010, 2013, 2019, 2020 & 2021)

All-Time Record: 222-100-5

Conference Record: 127-84-2

Pac-8 Record (1964-77): 10-25

Pac-10 Record (1978-2010): 78-49-2


Pac-12 Record (Since 2011): 39-10

Nonconference Record: 93-16-3

Longest Win Streak (Years): 23 (1997-2001)

Longest Conference Win Streak (Years): 16 (2008-11)

Longest NonConf. Win Streak (Years): 30 (2009-Present)



CAMDEN LEWIS was a Pac-12 all-conference second-team selection last season after ranking second in the conference with an 81.3 field goal percentage (13-of-16). He is 6-for-6 on field goals so far in 2022 and is one of three Pac-12 kickers still perfect on the season.



CAREER DEFENSIVE STATS

TACKLES (Players with 10+ career tackles listed)

Player	'17	'18	'19	'20	'21	'22	Career
Noah Sewell	--	--	--	45	114	16	175
Bennett Williams	64	1	--	15	21	19	120
Mase Funa	--	--	26	31	28	9	94
Christian Gonzalez	--	--	RS	25	53	12	90
Jamal Hill	--	--	6	20	37	18	81
Taki Taimani	--	2	16	10	43	2	73
Jeffrey Bassa	--	--	--	--	48	19	67
Popo Aumavae	RS	5	15	10	36	--	66
Steve Stephens IV	--	2	7	8	33	15	65
Micah Roth	--	10	48	--	4	2	64
Brandon Dorlus	--	--	5	12	25	13	55
Casey Rogers	--	RS	0	25	17	9	51
Donovan Dalton	RS	6	16	19	0	--	41
DJ Johnson	3	0	14	0	11	13	41
Trikweze Bridges	--	--	0	2	26	12	40
Justin Flowe	--	--	--	1	14	19	34
Keyon Ware-Hudson	--	--	3	8	14	5	32
Bradyn Swinson	--	--	--	3	24	3	30
Dontae Manning	--	--	--	0	21	4	26
Treven Ma'ae	--	--	RS	0	20	4	24
Keith Brown	--	--	--	--	15	7	22
Jordan Riley	6	--	--	1	7	6	20
Jackson LaDuke	--	--	--	1	6	11	18
Bryan Addison	--	0	2	2	6	6	16

GAMES WITH 7+ TACKLES

Player	'17	'18	'19	'20	'21	'22	Career
Noah Sewell	--	--	--	3	9	1	13
Bennett Williams	3	0	--	0	2	1	6
Justin Flowe	--	--	--	0	1	2	3
Jeffrey Bassa	--	--	--	--	2	1	3
Steve Stephens	--	0	0	0	2	1	3
Christian Gonzalez	--	--	--	0	2	0	2
Taki Taimani	--	0	0	0	2	0	2
Popo Aumavae	RS	0	0	0	1	--	1
Trikweze Bridges	--	--	0	0	1	0	1
Brandon Dorlus	--	--	0	0	0	1	1
Mase Funa	--	--	0	1	0	0	1
DJ Johnson	0	0	1	0	0	0	1

GAMES WITH 10+ TACKLES

Player	'17	'18	'19	'20	'21	'22	Career
Noah Sewell	0	0	0	1	6	0	7
Justin Flowe	--	--	--	0	1	1	2
Bennett Williams	2	0	--	0	0	0	2
Jeffrey Bassa	--	--	--	--	0	1	1
Jamal Hill	--	--	0	0	0	1	1

GAMES AS TEAM LEADER IN TACKLES (Ties included)

Player	'17	'18	'19	'20	'21	'22	Career
Noah Sewell	--	--	--	1	8	0	9
Jamal Hill	--	--	0	0	1	1	2
Jeffrey Bassa	--	--	--	--	1	1	2
DJ Johnson	0	0	1	0	0	1	2
Bennett Williams	2	0	--	0	0	0	2
Keith Brown	--	--	--	--	0	1	1
Donovan Dalton	RS	0	1	0	0	--	1
Damon David	--	--	--	--	0	1	1
Brandon Dorlus	--	--	0	0	0	1	1
Justin Flowe	--	--	--	0	1	0	1
Christian Gonzalez	--	--	--	0	1	0	1
Jackson LaDuke	--	--	--	--	0	1	1
Casey Rogers	--	RS	0	0	0	1	1

SACKS

Player	'17	'18	'19	'20	'21	'22	Career
Noah Sewell	--	--	--	2.0	4.0	1.0	7.0
DJ Johnson	0.0	0.0	2.0	0.0	1.0	3.0	6.0
Brandon Dorlus	--	--	1.0	1.0	2.5	0.5	5.0
Mase Funa	--	--	4.0	0.0	0.0	0.0	4.0
Popo Aumavae	RS	0.0	3.5	0.0	0.0	--	3.5
Bradyn Swinson	--	--	--	0.0	3.0	0.0	3.0
Treven Ma'ae	--	--	RS	0.0	1.5	1.0	2.5
Casey Rogers	--	RS	0.0	1.0	0.5	0.0	1.5
Keyon Ware-Hudson	--	--	1.0	0.0	0.5	0.0	1.5
Jeffrey Bassa	--	--	--	--	1.0	0.0	1.0
Keith Brown	--	--	--	--	0.0	1.0	1.0
Sua'ava Poti	--	--	RS	0.0	1.0	--	1.0
Bennett Williams	0.0	0.0	--	1.0	0.0	0.0	1.0
Jordan Riley	0.0	--	--	0.0	0.0	0.5	0.5

GAMES WITH A SACK (Half-sack included)

Player	'17	'18	'19	'20	'21	'22	Career
Noah Sewell	--	--	--	2	4	1	7
Brandon Dorlus	--	--	1	1	3	1	6
DJ Johnson	0	0	2	0	1	2	5
Popo Aumavae	RS	0	4	0	0	--	4
Mase Funa	--	--	3	0	0	0	3
Treven Ma'ae	--	--	RS	0	2	1	3
Bradyn Swinson	--	--	--	0	3	0	3
Casey Rogers	--	RS	0	1	1	0	2
Keyon Ware-Hudson	--	--	1	0	1	0	2
Jeffrey Bassa	--	--	--	--	1	0	1
Keith Brown	--	--	--	--	0	1	1
Sua'ava Poti	--	--	RS	0	1	--	1
Jordan Riley	0	--	--	0	0	1	1
Bennett Williams	0	0	--	1	0	0	1

GAMES WITH MULTIPLE SACKS (1.5 sacks or more)

Player	'17	'18	'19	'20	'21	'22	Career
DJ Johnson	0	0	0	0	0	1	1
Mase Funa	--	--	1	0	0	0	1

CAREER DEFENSIVE STATS

TACKLES FOR LOSS

Player	'17	'18	'19	'20	'21	'22	Career
Noah Sewell	--	--	--	6.5	8.5	2.5	17.5
Brandon Dorlus	--	--	2.0	2.0	7.0	3.0	14.0
Mase Funa	--	--	8.5	3.5	1.0	0.5	13.5
DJ Johnson	0.0	0.0	5.0	0.0	2.0	3.0	10.0
Popo Aumavae	RS	1.0	5.0	0.0	3.0	--	9.0
Casey Rogers	--	RS	0.0	3.0	3.0	1.5	7.5
Bennett Williams	1.5	0.0	--	2.0	2.0	0.0	5.5
Keyon Ware-Hudson	--	--	1.0	0.5	3.0	0.5	5.0
Jeffrey Bassa	--	--	--	--	3.5	1.0	4.5
Bradyn Swinson	--	--	--	0.0	4.0	0.5	4.5
Taki Taimani	--	0.0	1.0	0.5	2.0	0.5	4.0
Christian Gonzalez	--	--	RS	0.0	3.5	0.0	3.5
Justin Flowe	--	--	--	0.0	1.0	2.0	3.0
Treven Ma'ae	--	--	RS	0.0	2.0	1.0	3.0
Jordan Riley	--	--	--	0.0	1.0	1.5	2.5
Donovan Dalton	RS	0.5	1.5	0.0	0.0	--	2.0
Steve Stephens IV	--	0.0	0.0	0.0	2.0	0.0	2.0
Trikweze Bridges	--	--	0.0	0.0	1.0	0.5	1.5
Bryan Addison	--	0.0	0.0	0.0	0.0	1.0	1.0
Keith Brown	--	--	--	--	0.0	1.0	1.0
Brandon Buckner	--	--	--	--	1.0	--	1.0
Dontae Manning	--	--	--	0.0	1.0	0.0	1.0
Sua'ava Poti	--	--	RS	0.0	1.0	--	1.0

GAMES WITH A TACKLE FOR LOSS (0.5 TFLs or more)

Player	'17	'18	'19	'20	'21	'22	Career
Brandon Dorlus	--	--	2	2	7	3	14
Noah Sewell	--	--	--	5	8	1	14
Casey Rogers	--	RS	--	4	5	2	12
Mase Funa	--	--	6	3	1	1	11
Popo Aumavae	RS	1	5	0	4	--	10
DJ Johnson	0	0	3	0	2	2	7
Keyon Ware-Hudson	--	--	1	1	3	1	6
Bennett Williams	2	0	--	2	2	0	6
Christian Gonzalez	--	--	RS	0	5	0	5
Bradyn Swinson	--	--	--	0	4	1	5
Jeffrey Bassa	--	--	--	--	3	1	4
Treven Ma'ae	--	--	RS	0	3	1	4
Taki Taimani	--	0	1	1	1	1	4
Donovan Dalton	RS	1	2	0	0	--	3
Justin Flowe	--	--	--	0	1	2	3
Jordan Riley	--	--	--	0	1	2	3
Trikweze Bridges	--	--	0	0	1	1	2
Steve Stephens IV	--	0	0	0	2	0	2
Bryan Addison	--	0	0	0	0	1	1
Keith Brown	--	--	--	--	0	1	1
Brandon Buckner	--	--	--	--	1	--	1
Dontae Manning	--	--	--	0	1	0	1
Sua'ava Poti	--	--	RS	0	1	--	1

GAMES WITH MULTIPLE TACKLES FOR LOSS (1.5 TFLs or more)

Player	'17	'18	'19	'20	'21	'22	Career
Noah Sewell	--	--	--	5	8	1	14
Mase Funa	--	--	2	1	0	0	3
Jeffrey Bassa	--	--	--	--	2	0	2
Brandon Dorlus	--	--	0	0	1	1	2
DJ Johnson	0	0	1	0	0	1	2
Popo Aumavae	RS	0	1	0	0	--	1
Christian Gonzalez	--	--	RS	0	1	0	1
Taki Taimani	--	0	0	0	1	0	1

INTERCEPTIONS

Player	'17	'18	'19	'20	'21	'22	Career
Bennett Williams	3	0	--	0	3	0	6
Trikweze Bridges	--	--	0	0	1	2	3
Jamal Hill	--	--	0	2	0	0	2
Bryan Addison	--	0	0	0	1	0	1
Donovan Dalton	--	0	0	1	0	--	1
Mase Funa	--	--	0	0	0	1	1
Christian Gonzalez	--	--	RS	0	0	1	1
Noah Sewell	--	--	--	0	1	0	1
Steve Stephens IV	--	0	1	0	0	0	1

GAMES WITH AN INTERCEPTION

Player	'17	'18	'19	'20	'21	'22	Career
Bennett Williams	3	0	--	0	2	0	5
Trikweze Bridges	--	--	0	0	1	2	3
Bryan Addison	--	0	0	0	1	0	1
Donovan Dalton	--	0	0	1	0	--	1
Christian Gonzalez	--	--	RS	0	0	1	1
Mase Funa	--	--	0	0	0	1	1
Jamal Hill	--	--	0	1	0	0	1
Noah Sewell	--	--	--	0	1	0	1
Steve Stephens IV	--	0	1	0	0	0	1

GAMES WITH MULTIPLE INTERCEPTIONS

Player	'17	'18	'19	'20	'21	'22	Career
Jamal Hill	--	--	0	1	0	0	1
Bennett Williams	0	0	--	0	1	0	1



Defensive back **TRIKWEZE BRIDGES** recorded his team-high second interception of the season and third of his career at Washington State, ripping the ball away from a WSU receiver in the fourth quarter.



GAME-BY-GAME NOTABLES

Opponent	Time	TV	Location	Length	Coin Toss	Defer/Receive	Helmet/Jerseys/Pants	Attendance
vs. Georgia	12:36 p.m.	ABC	Atlanta, Ga.	3:10	Loss	Receive	Green/Green/Green	76,490
EASTERN WASHINGTON	5:44 p.m.	P12N	Eugene, Ore.	3:27	Won	Defer	Yellow/Yellow/Black	47,289
BYU	12:41 p.m.	FOX	Eugene, Ore.	3:19	Won	Defer	Nightmare/Nightmare/Nightmare	54,463
at Washington State	1:05 p.m.	FOX	Pullman, Wash.	4:13	Won	Defer	White/White/White	33,058
STANFORD	8:00 p.m.	FS1	Eugene, Ore.	--	--	--	--/--/--	--
at Arizona	6:00 p.m.	P12N	Tucson, Ariz.	--	--	--	--/--/--	--
UCLA	TBD	TBD	Eugene, Ore.	--	--	--	--/--/--	--
at California	TBD	TBD	Berkeley, Calif.	--	--	--	--/--/--	--
at Colorado	TBD	TBD	Boulder, Colo.	--	--	--	--/--/--	--
WASHINGTON	TBD	TBD	Eugene, Ore.	--	--	--	--/--/--	--
UTAH	TBD	TBD	Eugene, Ore.	--	--	--	--/--/--	--
at Oregon State	TBD	TBD	Corvallis, Ore.	--	--	--	--/--/--	--

GAME-BY-GAME LEADERS

Opponent	Rushes	Rush Yards	Catches	Receiving Yards	Tackles	Tackles-For-Loss	Sacks
vs. Georgia	8, B. Nix	37, B. Nix	4, T. Ferguson	37, T. Ferguson	11, J. Hill	1.0, Ju. Flowe	None
EASTERN WASHINGTON	9, S. Dollars	74, B. Irving	10, T. Franklin	84, T. Franklin	5, 5 players	1.0, 5 players	1.0, 2 players
BYU	14, B. Irving	97, B. Irving	3, T. Franklin	84, T. Franklin	7, B. Dorlus	1.5, B. Dorlus	0.5, 2 players
at Washington State	11, 2 players	81, B. Irving	7, C. Cota	137, T. Franklin	10, J. Bassa	2.5, N. Sewell	2.0, DJ Johnson
STANFORD							
at Arizona							
UCLA							
at California							
at Colorado							
WASHINGTON							
UTAH							
at Oregon State							

GAME-BY-GAME OFFENSIVE LINE SNAPS

Player	Total	UGA	EWU	BYU	WSU	STAN	ARZ	UCLA	COLO	CAL	WASH	UTAH	OSU
Malaesala Aumavae-Laulu	280	68	65	68	79	--	--	--	--	--	--	--	--
Alex Forsyth	280	68	65	68	79	--	--	--	--	--	--	--	--
T.J. Bass	272	68	57	68	79	--	--	--	--	--	--	--	--
Marcus Harper II	252	32	80	61	79	--	--	--	--	--	--	--	--
Steven Jones	106	68	38	--	--	--	--	--	--	--	--	--	--
Ryan Walk	163	36	--	48	79	--	--	--	--	--	--	--	--
Jackson Powers-Johnson	59	--	47	12	--	--	--	--	--	--	--	--	--
Dawson Jaramillo	41	--	28	13	--	--	--	--	--	--	--	--	--
Josh Conerly Jr.	39	--	25	9	5	--	--	--	--	--	--	--	--
Dave Iuli	25	--	25	--	--	--	--	--	--	--	--	--	--
Kawika Rogers	13	--	13	--	--	--	--	--	--	--	--	--	--
Bailey Jaramillo	8	--	8	--	--	--	--	--	--	--	--	--	--
Kanen Rossi	8	--	8	--	--	--	--	--	--	--	--	--	--
Charlie Pickard	6	--	6	--	--	--	--	--	--	--	--	--	--
TEAM TOTALS	308	68	93	68	79	--	--	--	--	--	--	--	--

GAME-BY-GAME OFFENSIVE STARTERS

Opponent	LT	LG	C	RG	RT	TE	WR/TE	WR	WR	RB	QB
vs. Georgia	T.J. Bass	R. Walk	A. Forsyth	S. Jones	M. Aumavae-Laulu	T. Ferguson	T. Franklin	K. Hutson	C. Cota	B. Irving	B. Nix
EASTERN WASHINGTON	T.J. Bass	M. Harper II	A. Forsyth	S. Jones	M. Aumavae-Laulu	M. Matavao	C. McCormick	K. Hutson	C. Cota	N. Whittington	B. Nix
BYU	T.J. Bass	M. Harper II	A. Forsyth	R. Walk	M. Aumavae-Laulu	M. Matavao	T. Franklin	K. Hutson	C. Cota	B. Irving	B. Nix
at Washington State	T.J. Bass	M. Harper II	A. Forsyth	R. Walk	M. Aumavae-Laulu	M. Matavao	T. Ferguson	T. Franklin	C. Cota	B. Irving	B. Nix
STANFORD											
at Arizona											
UCLA											
at California											
at Colorado											
WASHINGTON											
UTAH											
at Oregon State											

GAME-BY-GAME DEFENSIVE STARTERS

Opponent	DE	NT	DT	OLB	WLB	MLB	OLB	CB	S	S	CB	STAR
vs. Georgia	B. Dorlus	C. Rogers	J. Riley	DJ Johnson	Ju. Flowe	N. Sewell	--	C. Gonzalez	J. Hill	S. Stephens IV	T. Bridges	B. Williams
EASTERN WASHINGTON	B. Dorlus	C. Rogers	J. Riley	DJ Johnson	J. LaDuke	N. Sewell	M. Funa	C. Gonzalez	B. Williams	S. Stephens IV	T. Bridges	--
BYU	B. Dorlus	C. Rogers	J. Riley	DJ Johnson	J. LaDuke	N. Sewell	M. Funa	C. Gonzalez	B. Williams	S. Stephens IV	T. Bridges	--
at Washington State	B. Dorlus	C. Rogers	J. Riley	DJ Johnson	J. Bassa	N. Sewell	--	C. Gonzalez	J. Hill	S. Stephens IV	T. Bridges	B. Williams
STANFORD												
at Arizona												
UCLA												
at California												
at Colorado												
WASHINGTON												
UTAH												
at Oregon State												

CAREER STARTS

Offense	2017	2018	2019	2020	2021	2022	ALL	STREAK	Defense	2017	2018	2019	2020	2021	2022	ALL	STREAK
Bo Nix	-	-	13	11	10	4	38	38	Noah Sewell	-	-	-	5	14	4	23	19
Chase Cota	-	1	10	5	10	4	30	7	Christian Gonzalez	-	-	-	6	12	4	22	22
T.J. Bass	-	-	-	7	14	4	25	25	Mase Funa	-	-	1	6	12	2	21	-
Malaesala Aumavae-Laulu	-	-	RS	6	10	4	20	13	Brandon Dorlus	-	-	0	1	13	4	18	10
Alex Forsyth	RS	0	0	7	9	4	20	8	Bennett Williams	7	-	-	2	3	4	16	4
Ryan Walk	RS	0	0	7	9	3	19	2	Jamal Hill	-	-	0	6	7	2	15	1
Steven Jones	-	1	RS	1	13	2	17	-	Taki Taimani	-	0	0	4	10	0	14	-
Kris Hutson	-	-	-	2	8	3	13	-	Popo Aumavae	-	0	0	0	13	-	13	-
Terrance Ferguson	-	-	-	-	8	2	10	1	Steve Stephens IV	-	RS	0	1	8	4	13	4
Noah Whittington	-	-	-	0	7	1	8	-	DJ Johnson*	-	RS	0	2	3	4	9	5
Bryan Addison	-	RS	6	0	0	0	6	-	Jeffrey Bassa	-	-	-	-	7	1	8	1
Troy Franklin	-	-	-	-	3	3	6	2	Trikweze Bridges	-	-	RS	0	3	4	7	5
Caleb Chapman	-	0	1	2	2	0	5	-	Casey Rogers	-	0	0	1	0	4	5	4
Moliki Matavao	-	-	-	-	2	3	5	3	Jordan Riley	-	-	-	0	0	4	4	4
Cam McCormick	2	1	--	--	1	1	5	-	Jackson LaDuke	-	-	-	0	1	2	3	-
Josh Delgado	-	-	3	1	0	0	4	-	Keyon Ware-Hudson	-	-	RS	-	3	0	3	-
DJ Johnson*	-	RS	0	2	1	0	3	-	Keith Brown	-	-	-	-	2	0	2	-
Marcus Harper	-	-	-	RS	0	3	3	3	Donovan Dalton	0	0	0	2	0	-	2	-
Bucky Irving	-	-	-	-	0	3	3	2	Treven Ma'ae	-	-	RS	-	2	0	2	-
Dont'e Thornton	-	-	-	-	2	0	2	-	Dontae Manning	-	-	-	0	1	0	1	-
Jackson Powers-Johnson*	-	-	-	-	1	-	1	-	Sua'ava Poti	-	-	RS	0	1	-	1	-
									Jackson Powers-Johnson*	-	-	-	-	1	0	1	-
									Bradyn Swinson	-	-	-	0	1	0	1	-

* Has starts on both offense and defense

* Has starts on both offense and defense



SERIES HISTORY: OREGON VS. STANFORD

INSIDE THE SERIES

Overall Record: Stanford leads, 50-34-1
In Eugene: Stanford leads, 17-14
In Stanford: Stanford leads, 30-15-1
In Portland: Oregon leads, 5-3
Most points scored by Oregon: 63 (1998)
Most points scored by Stanford: 58 (1997)
Largest margin of victory by Oregon: 38 (2006)
Largest margin of victory by Stanford: 42 (2017)

SERIES HISTORY

Stanford leads 50-34-1

Table with columns: Date, UO/Opp. Rank, Site, Result. Lists game results from 10/2/2021 to 9/28/1963.

Table with columns: Date, Location, Score. Lists game results from 11/3/1962 to 11/10/1900.

100-YARD RUSHING GAMES

Table with columns: Player, Date, Carries, Yards, TDs. Lists rushing games from LaMichael James to Jim Evenson.

300-YARD PASSING GAMES

Table with columns: Player, Date, C-A, Yards, TDs. Lists passing games from Kellen Clemens to Jeremiah Masoli.

100-YARD RECEIVING GAMES

Table with columns: Player, Date, Catches, Yards, TDs. Lists receiving games from Dillon Mitchell to Jaison Williams.

SERIES SUPERLATIVES (since 1970)

Table with columns: Category, Player, Date, Value. Lists superlatives for Rushing Yards, Rushing TDs, Completions, Passing Yards, Passing TDs, Receptions, Receiving Yards, Receiving TDs, Tackles, Tackles for Loss, Sacks, and Field Goals.

HONORS & WATCH LISTS

POPO AUMAVAE, SR., DT**Preseason**

- » Polynesian College Football Player of the Year watch list
- » All-Pac-12 honorable mention (Media)
- » Athlon Sports Pac-12 third team
- » Pro Football Focus No. 12 interior defensive lineman

MALAESALA AUMAVAE-LAULU, SR., OL**Preseason**

- » Polynesian College Football Player of the Year watch list
- » Phil Steele Pac-12 third team

T.J. BASS, SR., OL**Preseason**

- » Outland Trophy watch list
- » Pro Football Focus All-America third team
- » Athlon Sports All-America fourth team
- » All-Pac-12 first team (Media)
- » Athlon Sports Pac-12 first team
- » Phil Steele Pac-12 fourth team
- » Pro Football Focus No. 10 interior offensive lineman

KARSTEN BATTLES, SR., LS**Preseason**

- » Patrick Mannelly Award watch list
- » Phil Steele Pac-12 first team

BYRON CARDWELL, SO., RB**Preseason**

- » Doak Walker Award watch list
- » All-Pac-12 second team (Media)
- » Athlon Sports Pac-12 second team
- » Phil Steele Pac-12 third team

SEAN DOLLARS, SO., RB**Preseason**

- » Athlon Sports Pac-12 fourth team

BRANDON DORLUS, JR., DT**Regular Season**

- » Pac-12 Co-Defensive Lineman of the Week (Week 3)

Preseason

- » Bronko Nagurski Trophy watch list
- » Lombardi Award watch list
- » Reese's Senior Bowl watch list
- » Athlon Sports All-America fourth team
- » Phil Steele All-America fourth team
- » Pro Football Focus All-America honorable mention
- » All-Pac-12 first team (Media)
- » Athlon Sports Pac-12 first team
- » Phil Steele Pac-12 first team
- » Pro Football Focus No. 7 interior defensive lineman

TERRANCE FERGUSON, SO., TE**Preseason**

- » Phil Steele Pac-12 third team

JUSTIN FLOWE, R-FR., ILB**Preseason**

- » Butkus Award watch list
- » All-Pac-12 second team (Media)
- » Athlon Sports Pac-12 third team
- » Phil Steele Pac-12 third team

ALEX FORSYTH, SR., OL**Regular Season**

- » Pro Football Focus Team of the Week (Week 3)

Preseason

- » Outland Trophy watch list
- » Rimington Trophy watch list
- » Lombardi Award watch list
- » Reese's Senior Bowl watch list
- » All-Pac-12 first team (Media)
- » Athlon Sports Pac-12 first team
- » Phil Steele Pac-12 second team

MASE FUNA, JR., OLB**Regular Season**

- » Pac-12 Defensive Lineman of the Week (Week 4)

Preseason

- » Polynesian College Football Player of the Year watch list

CHRISTIAN GONZALEZ, SO., DB**Preseason**

- » All-Pac-12 honorable mention (Media)
- » Athlon Sports Pac-12 fourth team

JAMAL HILL, JR., DB**Preseason**

- » All-Pac-12 honorable mention (Media)

KRIS HUTSON, SO., WR**Preseason**

- » Phil Steele Pac-12 fourth team

DJ JOHNSON, SR., OLB**Preseason**

- » Phil Steele Pac-12 fourth team
- » Reese's Senior Bowl watch list

STEVEN JONES, JR., OL**Preseason**

- » Phil Steele Pac-12 second team
- » Reese's Senior Bowl watch list

CAMDEN LEWIS, JR., K**Preseason**

- » All-Pac-12 second team (Media)
- » Athlon Sports Pac-12 second team
- » Phil Steele Pac-12 second team

SEVEN MCGEE, SO., WR**Preseason**

- » All-Pac-12 honorable mention (Media)
- » Phil Steele Pac-12 third team

BO NIX, JR., QB**Regular Season**

- » Maxwell Award Player of the Week (Week 3)
- » Reese's Senior Bowl Offensive Player of the Week (Week 3)
- » Rose Bowl Pac-12 Player of the Week (Week 3)
- » Davey O'Brien Great 8 (Week 3)
- » Manning Award Star of the Week (Week 4)

Preseason

- » Davey O'Brien Award watch list
- » Reese's Senior Bowl watch list
- » Johnny Unitas Golden Arm Award watch list

JORDON RILEY, SR., DL**Preseason**

- » Phil Steele Pac-12 third team

NOAH SEWELL, SO., ILB**Preseason**

- » Bednarik Award watch list
- » Bronko Nagurski Trophy watch list
- » Butkus Award watch list
- » Lombardi Award watch list
- » Polynesian College Football Player of the Year watch list
- » Lott IMPACT Trophy watch list
- » Walter Camp Player of the Year watch list
- » Associated Press All-America first team
- » Walter Camp All-America first team
- » Athlon Sports All-America first team
- » Sporting News All-America first team
- » Phil Steele All-America first team
- » Pro Football Focus All-America first team
- » All-Pac-12 first team (Media)
- » Athlon Sports Pac-12 first team
- » Phil Steele Pac-12 first team
- » Pro Football Focus No. 2 linebacker

TAKI TAIMANI, JR., DT**Preseason**

- » Polynesian College Football Player of the Year watch list

DONT'E THORNTON, SO., WR**Preseason**

- » Athlon Sports Pac-12 fourth team

RYAN WALK, SR., OL**Preseason**

- » All-Pac-12 honorable mention (Media)
- » Athlon Sports Pac-12 fourth team

BENNETT WILLIAMS, SR., DB**Preseason**

- » All-Pac-12 honorable mention (Media)

AP POLL

Week 5

Bold denotes Oregon and/or its 2022 opponents

Rank	Team	Record	Points
1.	Georgia (55)	4-0	1565
2.	Alabama (4)	4-0	1487
3.	Ohio State (4)	4-0	1483
4.	Michigan	4-0	1354
5.	Clemson	4-0	1311
6.	USC	4-0	1236
7.	Kentucky	4-0	1127
8.	Tennessee	4-0	1119
9.	Oklahoma State	3-0	1081
10.	NC State	4-0	920
11.	Penn State	4-0	876
12.	Utah	3-1	760
13.	OREGON	3-1	727
14.	Ole Miss	4-0	691
15.	Washington	4-0	657
16.	Baylor	3-1	550
17.	Texas A&M	3-1	543
18.	Oklahoma	3-1	529
19.	BYU	3-1	482
20.	Arkansas	3-1	457
21.	Minnesota	4-0	288
22.	Wake Forest	3-1	265
23.	Florida State	4-0	244
24.	Pittsburgh	3-1	209
25.	Kansas State	3-1	166

Others receiving votes: Kansas 125, Cincinnati 60, Florida 56, Washington State 31, Syracuse 22, Oregon State 16, Texas Tech 11, North Carolina 9, LSU 7, James Madison 4, Tulane 3, UCLA 3, TCU 1

AFCA COACHES POLL

Week 5

Bold denotes Oregon and/or its 2022 opponents

Rank	Team	Record	Points
1.	Georgia (34)	4-0	1563
2.	Alabama (26)	4-0	1558
3.	Ohio State (4)	4-0	1486
4.	Michigan	4-0	1379
5.	Clemson	4-0	1339
6.	USC	4-0	1226
7.	Oklahoma State	3-0	1176
8.	Kentucky	4-0	1136
9.	Tennessee	4-0	1077
10.	NC State	4-0	1015
11.	Ole Miss	4-0	864
12.	Penn State	4-0	824
13.	Utah	3-1	822
14.	Baylor	3-1	638
15.	OREGON	3-1	622
16.	Oklahoma	3-1	601
17.	Texas A&M	3-1	574
18.	Washington	4-0	539
19.	Arkansas	3-1	509
20.	BYU	3-1	359
21.	Wake Forest	3-1	352
22.	Florida State	4-0	252
23.	Minnesota	4-0	238
24.	Pittsburgh	3-1	223
25.	Syracuse	4-0	74

Others receiving votes: Cincinnati 63, Kansas 59, Florida 49, Texas Tech 36, Kansas State 30, Texas 25, TCU 20, Michigan State 13, James Madison 11, Mississippi State 10, Air Force 8, Oregon State 7, UCLA 6, Washington State 4, LSU 4, Notre Dame 3, Iowa State 3, Maryland 2, Coastal Carolina 1

RANKING WEEK-BY-WEEK

2022

Week	AP	Coaches	CFP
Preseason	11	12	--
Week 2	RV	24	--
Week 3	25	24	--
Week 4	15	18	--
Week 5	13	15	--
Week 6			
Week 7			
Week 8			
Week 9			
Week 10			
Week 11			
Week 12			
Week 13			
Week 14			
Final			

RECORD AS A RANKED TEAM

Category	Record
Overall	192-77-2
In 1900s	37-28-2
From 2000-09	57-23
From 2010-Present	98-26
Top 5	48-13
Top 10	92-27
Top 15	139-47
Top 20	172-62-2

RECORD VS. RANKED TEAMS

Category	Record
Overall	85-144-4
In 1900s	34-104-4
From 2000-09	22-17
From 2010-Present	29-23
Top 5	8-42-1
Top 10	30-72-2
Top 15	47-98-4
Top 20	71-131-4

DUCKS IN THE NFL

#PRODUCKS 

As of September 26, 2022

Name	Pos.	NFL Team	Exp.
Devon Allen@	WR	Philadelphia Eagles	R
Ugo Amadi	S	Tennessee Titans	4
Arik Armstead	DE	San Francisco 49ers	8
Kenjon Barner*	RB	Tampa Bay Buccaneers	8
Pharaoh Brown	TE	Houston Texans	5
Anthony Brown Jr.@	QB	Baltimore Ravens	R
DeForest Buckner	DT	Indianapolis Colts	7
Troy Dye	LB	Minnesota Vikings	3
Royce Freeman	RB	Houston Texans	5
Thomas Graham Jr.@	CB	Chicago Bears	1
Hroniss Grasu@	C	Las Vegas Raiders	8
Jake Hanson	C	Green Bay Packers	2
Justin Herbert	QB	Los Angeles Chargers	3
Troy Hill	CB	Los Angeles Rams	7
Jevon Holland	S	Miami Dolphins	1
Justin Hollins	LB	Los Angeles Rams	4
Juwan Johnson	TE	New Orleans Saints	3
Johnny Johnson III@	WR	Houston Texans	R
Hunter Kampmoyer@	TE	Los Angeles Chargers	1
Shane Lemieux*	OL	New York Giants	3
Deommodore Lenoir	CB	San Francisco 49ers	1
Marcus Mariota	QB	Atlanta Falcons	8
Verone McKinley III@	S	Miami Dolphins	R
Terrance Mitchell@	CB	New England Patriots	7
Henry Mondeaux@	DL	New York Giants	3
Johnny Mundt	TE	Minnesota Vikings	5
Penei Sewell	OL	Detroit Lions	1
Kayvon Thibodeaux	DE	New York Giants	R
Calvin Throckmorton	OL	New Orleans Saints	2

* Reserve/Injured List | ^ Reserve/Physically Unable to Perform List
@ Practice Squad



Oregon is one of three schools in the nation - along with Alabama and LSU - to have a first-round NFL Draft pick each of the last three seasons after Kayvon Thibodeaux went No. 5 overall to the Giants in 2022.

CHRISTIAN GONZALEZ

So. » DB
The Colony, Texas » The Colony HS/Colorado

CAREER STATS

	GP/GS	UA	A	TOT	TFL	SCK	FF	FR	INT	QBH	BRUP
2020 (COL)	6/6	23	2	25	0.0-0	0.0-0	0	0-0	0-0	0	5
2021 (COL)	12/12	42	11	53	5.5-16	0.0-0	0	0-0	0-0	0	5
2022	4/4	8	4	12	0.0-0	0.0-0	0	0-0	1-11	0	2
TOTAL	22/22	73	17	90	5.5-16	0.0-0	0	0-0	1-11	0	12

2022

	UA	A	TOT	TFL	SCK	FF	FR	INT	QBH	BRUP
vs. Georgia*	4	0	4	0.0-0	0.0-0	0	0-0	0-0	0	0
EASTERN WASHINGTON*	1	0	1	0.0-0	0.0-0	0	0-0	1-11	0	0
BYU*	2	0	2	0.0-0	0.0-0	0	0-0	0-0	0	2
at Washington State*	1	4	5	0.0-0	0.0-0	0	0-0	0-0	0	0
STANFORD	--	--	--	--	--	--	--	--	--	--
at Arizona	--	--	--	--	--	--	--	--	--	--
UCLA	--	--	--	--	--	--	--	--	--	--
at California	--	--	--	--	--	--	--	--	--	--
at Colorado	--	--	--	--	--	--	--	--	--	--
WASHINGTON	--	--	--	--	--	--	--	--	--	--
UTAH	--	--	--	--	--	--	--	--	--	--
at Oregon State	--	--	--	--	--	--	--	--	--	--

2021 (at Colorado)

	UA	A	TOT	TFL	SCK	FF	FR	INT	QBH	BRUP
NORTHERN COLORADO*	2	1	3	0.5-2	0.0-0	0	0-0	0-0	0	0
vs. Texas A&M*	5	1	6	2.0-4	0.0-0	0	0-0	0-0	0	0
MINNESOTA*	1	0	1	0.0-0	0.0-0	0	0-0	0-0	0	0
at Arizona State*	5	2	7	1.0-5	0.0-0	0	0-0	0-0	0	0
USC*	4	0	4	0.0-0	0.0-0	0	0-0	0-0	0	0
ARIZONA*	6	0	6	1.0-2	0.0-0	0	0-0	0-0	0	0
at California*	2	2	4	1.0-3	0.0-0	0	0-0	0-0	0	2
at Oregon*	2	1	3	0.0-0	0.0-0	0	0-0	0-0	0	0
OREGON STATE*	1	1	2	0.0-0	0.0-0	0	0-0	0-0	0	2
at UCLA*	5	2	7	0.0-0	0.0-0	0	0-0	0-0	0	1
WASHINGTON*	4	0	4	0.0-0	0.0-0	0	0-0	0-0	0	0
at Utah*	5	1	6	0.0-0	0.0-0	0	0-0	0-0	0	0

2020 (at Colorado)

	UA	A	TOT	TFL	SCK	FF	FR	INT	QBH	BRUP
UCLA*	3	2	5	0.0-0	0.0-0	0	0-0	0-0	0	0
at Stanford*	5	0	5	0.0-0	0.0-0	0	0-0	0-0	0	1
SAN DIEGO STATE*	3	0	3	0.0-0	0.0-0	0	0-0	0-0	0	0
at Arizona*	3	0	3	0.0-0	0.0-0	0	0-0	0-0	0	1
UTAH*	4	0	4	0.0-0	0.0-0	0	0-0	0-0	0	0
vs. Texas*	5	0	5	0.0-0	0.0-0	0	0-0	0-0	0	3

*started game

CAREER HIGHS

Tackles	7 (2x) last at UCLA (11/13/21)
Tackles For Loss	2.0 vs. Texas A&M (9/11/21)
Sacks	None
Interceptions	1 vs. Eastern Washington (9/10/22)
Interception Return Yards	11 vs. Eastern Washington (9/10/22)
QB Hurries	None
Pass Breakups	3 vs. Texas (12/29/20)
Forced Fumbles	None
Fumble Recoveries	None

BUCKY IRVING

So. » RB
Chicago, Ill. » Hillcrest HS/Minnesota

CAREER STATS

	GP/GS	RUSHING					RECEIVING				
		ATT	YDS	AVG	TD	LNG	REC	YDS	AVG	TD	LNG
2021 (MINN)	12/0	133	699	5.3	4	41	8	73	9.1	0	36
2022	4/3	38	265	7.0	1	36	7	58	8.3	1	21
TOTAL	16/3	171	964	5.6	5	41	15	131	8.7	1	36

2022

	GP/GS	RUSHING					RECEIVING				
		ATT	YDS	AVG	TD	LNG	REC	YDS	AVG	TD	LNG
vs. Georgia*		5	13	2.6	0	7	2	20	10.0	0	16
EASTERN WASHINGTON		8	74	9.2	1	26	0	0	0.0	0	0
BYU*		14	97	6.9	0	36	0	0	0.0	0	0
at Washington State*		11	81	7.4	0	19	5	38	7.6	1	21
STANFORD	--	--	--	--	--	--	--	--	--	--	--
at Arizona	--	--	--	--	--	--	--	--	--	--	--
UCLA	--	--	--	--	--	--	--	--	--	--	--
at California	--	--	--	--	--	--	--	--	--	--	--
at Colorado	--	--	--	--	--	--	--	--	--	--	--
WASHINGTON	--	--	--	--	--	--	--	--	--	--	--
UTAH	--	--	--	--	--	--	--	--	--	--	--
at Oregon State	--	--	--	--	--	--	--	--	--	--	--

2021

	GP/GS	RUSHING					RECEIVING				
		ATT	YDS	AVG	TD	LNG	REC	YDS	AVG	TD	LNG
OHIO STATE		DID NOT PLAY									
MIAMI (OHIO)		0	0	0.0	0	0	0	0	0.0	0	0
at Colorado		15	89	5.9	0	28	1	3	3.0	0	3
BOWLING GREEN		4	8	2.0	0	6	0	0	0.0	0	0
at Purdue		6	15	2.5	0	4	0	0	0.0	0	0
NEBRASKA		7	28	4.0	0	10	1	1	1.0	0	1
MARYLAND		15	105	7.0	1	21	1	28	28.0	0	28
at Northwestern		19	110	5.8	2	41	2	5	2.5	0	4
ILLINOIS		5	26	5.2	0	13	0	0	0.0	0	0
at Iowa		17	80	4.7	0	16	1	-3	-3.0	0	0
at Indiana		14	70	5.0	1	16	0	0	0.0	0	0
WISCONSIN		12	39	3.3	0	9	2	39	19.5	0	36
vs. West Virginia		19	129	6.8	0	24	0	0	0.0	0	0

CAREER HIGHS

Rushes	19 (2x) last vs. West Virginia (12/28/21)
Rushing Yards	129 vs. West Virginia (12/28/21)
Rushing TDs	2 at Northwestern (10/30/21)
Long Rush	41 at Northwestern (10/30/21)
100-Yard Games	3, last vs. West Virginia (12/28/21)
Receptions	5 at Washington State (9/24/22)
Receiving Yards	39 vs. Wisconsin (11/27/21)
Receiving TDs	1 at Washington State (9/24/22)
Long Reception	36 vs. Wisconsin (11/27/21)
All-Purpose Yards	153 vs. Maryland (10/23/21)

KRIS HUTSON

So. » WR
Compton, Calif. » St. John Bosco HS

CAREER STATS

	GP/GS	RECEIVING				KICK RETURNS					
		REC	YDS	AVG	TD	LNG	ATT	YDS	AVG	TD	LNG
2020	7/2	4	37	9.3	0	11	5	107	21.4	0	36
2021	14/8	31	419	13.5	2	50	14	313	22.4	0	33
2022	4/3	9	108	12.0	0	55	0	0	0	0	0
TOTAL	25/13	44	564	12.8	2	55	19	420	22.1	0	36

2022

	GP/GS	RECEIVING				KICK RETURNS					
		REC	YDS	AVG	TD	LNG	ATT	YDS	AVG	TD	LNG
vs. Georgia*		0	0	0.0	0	0	--	--	--	--	--
EASTERN WASHINGTON*		3	10	3.3	0	13	--	--	--	--	--
BYU*		1	26	26.0	0	26	--	--	--	--	--
at Washington State		5	72	14.4	0	55	--	--	--	--	--
STANFORD		--	--	--	--	--	--	--	--	--	--
at Arizona		--	--	--	--	--	--	--	--	--	--
UCLA		--	--	--	--	--	--	--	--	--	--
at California		--	--	--	--	--	--	--	--	--	--
at Colorado		--	--	--	--	--	--	--	--	--	--
WASHINGTON		--	--	--	--	--	--	--	--	--	--
UTAH		--	--	--	--	--	--	--	--	--	--
at Oregon State		--	--	--	--	--	--	--	--	--	--

2021

	GP/GS	RECEIVING				KICK RETURNS					
		REC	YDS	AVG	TD	LNG	ATT	YDS	AVG	TD	LNG
FRESNO STATE*		2	22	11.0	0	19	0	0	0.0	0	0
at Ohio State*		1	30	30.0	0	30	2	38	19.0	0	23
STONY BROOK*		1	6	6.0	0	6	0	0	0.0	0	0
ARIZONA*		1	29	29.0	0	29	0	0	0.0	0	0
at Stanford		1	7	7.0	0	7	1	22	22.0	0	22
CALIFORNIA		3	36	12.0	0	20	2	55	27.5	0	33
at UCLA		2	23	11.5	0	16	0	0	0.0	0	0
COLORADO		1	9	9.0	0	9	1	24	24.0	0	24
at Washington		0	0	0.0	0	0	0	0	0.0	0	0
WASHINGTON STATE		1	18	18.0	0	18	0	0	0.0	0	0
at Utah*		4	96	24.0	0	50	1	23	23.0	0	23
OREGON STATE*		7	82	11.7	1	25	0	0	0.0	0	0
vs. Utah*		1	6	6.0	0	6	0	0	0.0	0	0
vs. Oklahoma*		6	55	9.2	1	34	7	151	21.6	0	28

2020

	GP/GS	RECEIVING				KICK RETURNS					
		REC	YDS	AVG	TD	LNG	ATT	YDS	AVG	TD	LNG
STANFORD		0	0	0.0	0	0	0	0	0.0	0	0
at Washington State		2	18	9.0	0	9	0	0	0.0	0	0
UCLA		1	11	11.0	0	11	0	0	0.0	0	0
at Oregon State		1	8	8.0	0	8	0	0	0.0	0	0
at California*		0	0	0.0	0	0	0	0	0.0	0	0
at USC		0	0	0.0	0	0	0	0	0.0	0	0
vs. Iowa State		0	0	0.0	0	0	5	107	21.4	0	36

*started game

CAREER HIGHS

Receptions..... 7 vs. Oregon State (11/27/21)
 Receiving Yards..... 96 at Utah (11/20/21)
 Receiving Touchdowns..... 1 (2x) last vs. Oklahoma (12/29/21)
 Long Reception..... 55 at Washington State (9/24/22)
 Kickoff Returns..... 7 vs. Oklahoma (12/29/21)
 Kickoff Return Yards..... 151 vs. Oklahoma (12/29/21)
 Long Kickoff Return..... 36 vs. Iowa State (1/2/21)

NOAH SEWELL

So. » ILB
Malaeimi, American Samoa » Orem HS (Utah)

CAREER STATS

	GP/GS	UA	A	TOT	TFL	SCK	FF	FR	INT	QBH	BRUP
2020	7/5	24	21	45	6.5-19	2.0-8	1	0-0	0-0	0	0
2021	14/14	53	61	114	8.5-36	4.0-29	2	0-0	1-22	2	5
2022	4/4	4	12	16	2.5-25	1.0-12	0	0-0	0-0	0	0
TOTAL	25/23	81	94	175	17.5-80	7.0-49	3	0-0	1-22	2	5

2022

	UA	A	TOT	TFL	SCK	FF	FR	INT	QBH	BRUP
vs. Georgia*	2	1	3	0.0-0	0.0-0	0	0-0	0-0	0	0
EASTERN WASHINGTON*	0	2	2	0.0-0	0.0-0	0	0-0	0-0	0	0
BYU*	0	2	2	0.0-0	0.0-0	0	0-0	0-0	0	0
at Washington State*	2	7	9	2.5-25	1.0-12	0	0-0	0-0	0	0
STANFORD	--	--	--	--	--	--	--	--	--	--
at Arizona	--	--	--	--	--	--	--	--	--	--
UCLA	--	--	--	--	--	--	--	--	--	--
at California	--	--	--	--	--	--	--	--	--	--
at Colorado	--	--	--	--	--	--	--	--	--	--
WASHINGTON	--	--	--	--	--	--	--	--	--	--
UTAH	--	--	--	--	--	--	--	--	--	--
at Oregon State	--	--	--	--	--	--	--	--	--	--

2021

	UA	A	TOT	TFL	SCK	FF	FR	INT	QBH	BRUP
FRESNO STATE*	3	2	5	1.0-7	1.0-7	1	0-0	0-0	0	0
at Ohio State*	4	3	7	0.0-0	0.0-0	0	0-0	0-0	0	0
STONY BROOK*	3	7	10	1.0-1	0.0-0	0	0-0	0-0	0	0
ARIZONA*	3	11	14	0.0-0	0.0-0	0	0-0	0-0	1	0
at Stanford*	2	4	6	1.0-7	1.0-7	0	0-0	0-0	0	0
CALIFORNIA*	6	6	12	1.5-4	1.0-3	0	0-0	0-0	0	1
at UCLA*	6	3	9	1.0-1	0.0-0	0	0-0	0-0	0	1
COLORADO*	2	4	6	1.0-2	0.0-0	0	0-0	0-0	0	0
at Washington*	5	5	10	0.0-0	0.0-0	0	0-0	0-0	0	2
WASHINGTON STATE*	0	0	0	0.0-0	0.0-0	0	0-0	0-0	0	1
at Utah*	5	5	10	1.0-12	1.0-12	0	0-0	0-0	0	0
OREGON STATE*	4	1	5	0.0-0	0.0-0	0	0-0	0-0	0	0
vs. Utah*	8	4	12	1.0-2	0.0-0	1	0-0	1-22	0	0
vs. Oklahoma*	2	6	8	0.0-0	0.0-0	0	0-0	0-0	1	0

2020

	UA	A	TOT	TFL	SCK	FF	FR	INT	QBH	BRUP
STANFORD	4	0	4	1.0-2	0.0-0	0	0-0	0-0	0	0
at Washington State*	4	0	4	1.0-3	1.0-3	0	0-0	0-0	0	0
UCLA*	3	2	5	1.0-5	1.0-5	1	0-0	0-0	0	0
at Oregon State*	4	6	10	2.0-5	0.0-0	0	0-0	0-0	0	0
at California*	3	6	9	0.0-0	0.0-0	0	0-0	0-0	0	0
at USC	2	4	6	0.0-0	0.0-0	0	0-0	0-0	0	0
vs. Iowa State*	4	3	7	1.5-4	0.0-0	0	0-0	0-0	0	0

*started game

CAREER HIGHS

Tackles.....14 vs. Arizona (9/25/21)
 Tackles For Loss.....2.5 at Washington State (9/24/22)
 Sacks.....1.0 (7x) last at Washington State (9/24/22)
 Interceptions.....1 vs. Utah (12/3/21)
 Interception Return Yards.....22 vs. Utah (12/3/21)
 QB Hurries.....1 (2x) last vs. Oklahoma (12/29/21)
 Pass Breakups.....2 at Washington (11/6/21)
 Forced Fumbles.....1 (2x) last vs. Fresno State (9/4/21)
 Fumble Recoveries..... None

DJ JOHNSON
 Sr. » OLB
 Sacramento, Calif. » Luther Burbank HS/Miami (FL)

CAREER STATS
OFFENSE

	GP/GS	RECEIVING					RUSHING				
		REC	YDS	AVG	TD	LNG	ATT	YDS	AVG	TD	LNG
2020	7/2	10	113	11.3	3	26	0	0	0.0	0	0
2021	7/0	1	11	11.0	0	11	0	0	0.0	0	0
TOTAL	14/2	11	124	11.3	3	26	0	0	0.0	0	0

DEFENSE

	GP/GS	UA	A	TOT	TFL	SCK	FF	FR	INT	QBH	BRUP
2017 (MIAMI)	8/0	2	1	3	0.0-0	0.0-0	0	0-0	0-0	0	0
2018	1/0	0	0	0	0.0-0	0.0-0	0	0-0	0-0	0	0
2019	13/0	10	4	14	5.0-18	2.0-10	1	0-0	0-0	0	0
2020	0/0	0	0	0	0.0-0	0.0-0	0	0-0	0-0	0	0
2021	9/3	8	3	11	2.0-13	1.0-12	0	0-0	0-0	2	0
2022	4/4	7	6	13	3.0-16	3.0-16	0	0-0	0-0	0	0
TOTAL	35/7	27	14	41	10.0-47	6.0-38	1	0-0	0-0	2	0
TOTAL (O+D)	42/7										

2022

	UA	A	TOT	TFL	SCK	FF	FR	INT	QBH	BRUP
vs. Georgia*	0	1	1	0.0-0	0.0-0	0	0-0	0-0	0	0
EASTERN WASHINGTON*	2	1	3	1.0-2	1.0-2	0	0-0	0-0	0	0
BYU*	2	4	6	0.0-0	0.0-0	0	0-0	0-0	0	0
at Washington State*	3	0	3	2.0-14	2.0-14	0	0-0	0-0	0	0
STANFORD	--	--	--	--	--	--	--	--	--	--
at Arizona	--	--	--	--	--	--	--	--	--	--
UCLA	--	--	--	--	--	--	--	--	--	--
at California	--	--	--	--	--	--	--	--	--	--
at Colorado	--	--	--	--	--	--	--	--	--	--
WASHINGTON	--	--	--	--	--	--	--	--	--	--
UTAH	--	--	--	--	--	--	--	--	--	--
at Oregon State	--	--	--	--	--	--	--	--	--	--

2021 (OFFENSE)

	RECEIVING					RUSHING				
	REC	YDS	AVG	TD	LNG	ATT	YDS	AVG	TD	LNG
FRESNO STATE	0	0	0.0	0	0	0	0	0.0	0	0
at Ohio State	1	11	11.0	0	11	0	0	0.0	0	0
STONY BROOK	DID NOT PLAY									
ARIZONA	0	0	0.0	0	0	0	0	0.0	0	0
at Stanford	0	0	0.0	0	0	0	0	0.0	0	0
CALIFORNIA	DID NOT PLAY									
at UCLA	0	0	0.0	0	0	0	0	0.0	0	0
COLORADO	0	0	0.0	0	0	0	0	0.0	0	0
at Washington	0	0	0.0	0	0	0	0	0.0	0	0
WASHINGTON STATE	DID NOT PLAY									
at Utah	DID NOT PLAY									
OREGON STATE	DID NOT PLAY									
vs. Utah	0	0	0.0	0	0	0	0	0.0	0	0
vs. Oklahoma	0	0	0.0	0	0	0	0	0.0	0	0

2021 (DEFENSE)

	UA	A	TOT	TFL	SCK	FF	FR	INT	QBH	BRUP
FRESNO STATE	DID NOT PLAY									
at Ohio State	1	0	1	1.0-12	1.0-12	0	0-0	0-0	0	0
STONY BROOK	0	0	0	0.0-0	0.0-0	0	0-0	0-0	1	0
ARIZONA*	4	2	6	1.0-0	0.0-0	0	0-0	0-0	1	0
at Stanford	0	0	0	0.0-0	0.0-0	0	0-0	0-0	0	0
CALIFORNIA*	2	0	2	0.0-0	0.0-0	0	0-0	0-0	0	0
at UCLA	0	0	0	0.0-0	0.0-0	0	0-0	0-0	0	0
COLORADO	0	0	0	0.0-0	0.0-0	0	0-0	0-0	0	0
at Washington	0	0	0	0.0-0	0.0-0	0	0-0	0-0	0	0
WASHINGTON STATE	DID NOT PLAY									
at Utah	DID NOT PLAY									
OREGON STATE	DID NOT PLAY									
vs. Utah	0	0	0	0.0-0	0.0-0	0	0-0	0-0	0	0
vs. Oklahoma*	1	1	2	0.0-0	0.0-0	0	0-0	0-0	0	0

2020

	RECEIVING					RUSHING				
	REC	YDS	AVG	TD	LNG	ATT	YDS	AVG	TD	LNG
STANFORD*	5	55	11.0	1	26	0	0	0.0	0	0
at Washington St.	2	23	11.5	1	13	0	0	0.0	0	0
UCLA*	0	0	0.0	0	0	0	0	0.0	0	0
at Oregon St.	0	0	0.0	0	0	0	0	0.0	0	0
at California	0	0	0.0	0	0	0	0	0.0	0	0
at USC	2	27	13.5	1	16	0	0	0.0	0	0
vs. Iowa State	1	8	8.0	0	8	0	0	0.0	0	0

2019

	UA	A	TOT	TFL	SCK	FF	FR	INT	QBH	BRUP
vs. Auburn	DID NOT PLAY									
NEVADA	7	0	7	3.0-10	1.0-6	1	0-0	0-0	0	0
MONTANA	0	1	1	0.0-0	0.0-0	0	0-0	0-0	0	0
at Stanford	0	0	0	0.0-0	0.0-0	0	0-0	0-0	0	0
CALIFORNIA	0	0	0	0.0-0	0.0-0	0	0-0	0-0	0	0
COLORADO	1	0	1	1.0-4	0.0-0	0	0-0	0-0	0	0
at Washington	0	0	0	0.0-0	0.0-0	0	0-0	0-0	0	0
WASHINGTON STATE	0	0	0	0.0-0	0.0-0	0	0-0	0-0	1	0
at USC	2	3	5	1.0-4	1.0-4	0	0-0	0-0	0	0
ARIZONA	0	0	0	0.0-0	0.0-0	0	0-0	0-0	0	0
at Arizona State	0	0	0	0.0-0	0.0-0	0	0-0	0-0	0	0
OREGON STATE	0	0	0	0.0-0	0.0-0	0	0-0	0-0	0	0
vs. Utah	0	0	0	0.0-0	0.0-0	0	0-0	0-0	0	0
vs. Wisconsin	0	0	0	0.0-0	0.0-0	0	0-0	0-0	0	0

*started game

2018^

	UA	A	TOT	TFL	SCK	FF	FR	INT	QBH	BRUP
vs. Michigan State	0	0	0	0.0-0	0.0-0	0	0-0	0-0	0	0

^Not eligible to play until 2018 Redbox Bowl due to transfer rules

CAREER HIGHS (OFFENSE)

Receptions.....	5 vs. Stanford (11/7/20)
Receiving Yards.....	55 vs. Stanford (11/7/20)
Receiving Touchdowns.....	1 (3x) last at USC (12/18/20)
Long Reception.....	26 vs. Stanford (11/7/20)

CAREER HIGHS (DEFENSE)

Tackles.....	7 vs. Nevada (9/7/19)
Tackles For Loss.....	3.0 vs. Nevada (9/7/19)
Sacks.....	2.0 at Washington State (9/24/22)
Interceptions.....	None
Interception Return Yards.....	None
QB Hurries.....	1 (2x) last vs. Arizona (9/25/21)
Pass Breakups.....	None
Forced Fumbles.....	1 vs. Nevada (9/7/19)
Fumble Recoveries.....	None

2 DONT'E THORNTON
So. » WR
Baltimore, Md. » Mount Saint Joseph HS

3 TERRANCE FERGUSON
So. » TE
Denver, Colo. » Heritage HS

CAREER STATS

	GP/GS	RECEIVING				RUSHING					
		REC	YDS	AVG	TD	LNG	ATT	YDS	AVG	TD	LNG
2021	14/2	9	175	19.4	2	66	0	0	0.0	0	0
2022	4/0	7	122	17.4	0	42	0	0	0.0	0	0
TOTAL	18/2	16	297	18.6	2	66	0	0	0.0	0	0

2022

	GP/GS	RECEIVING				RUSHING					
		REC	YDS	AVG	TD	LNG	ATT	YDS	AVG	TD	LNG
vs. Georgia		2	20	10.0	0	10	0	0	0.0	0	0
EASTERN WASHINGTON		4	60	15.0	0	22	0	0	0.0	0	0
BYU		0	0	0.0	0	0	0	0	0.0	0	0
at Washington State		1	42	42.0	0	42	0	0	0.0	0	0
STANFORD		--	--	--	--	--	--	--	--	--	--
at Arizona		--	--	--	--	--	--	--	--	--	--
UCLA		--	--	--	--	--	--	--	--	--	--
at California		--	--	--	--	--	--	--	--	--	--
at Colorado		--	--	--	--	--	--	--	--	--	--
WASHINGTON		--	--	--	--	--	--	--	--	--	--
UTAH		--	--	--	--	--	--	--	--	--	--
at Oregon State		--	--	--	--	--	--	--	--	--	--

2021

	GP/GS	RECEIVING				RUSHING					
		REC	YDS	AVG	TD	LNG	ATT	YDS	AVG	TD	LNG
FRESNO STATE		0	0	0.0	0	0	0	0	0.0	0	0
at Ohio State		0	0	0.0	0	0	0	0	0.0	0	0
STONY BROOK		2	60	30.0	1	54	0	0	0.0	0	0
ARIZONA		0	0	0.0	0	0	0	0	0.0	0	0
at Stanford		0	0	0.0	0	0	0	0	0.0	0	0
CALIFORNIA		0	0	0.0	0	0	0	0	0.0	0	0
at UCLA		0	0	0.0	0	0	0	0	0.0	0	0
COLORADO		0	0	0.0	0	0	0	0	0.0	0	0
at Washington		0	0	0.0	0	0	0	0	0.0	0	0
WASHINGTON STATE		0	0	0.0	0	0	0	0	0.0	0	0
at Utah*		2	16	8.0	0	8	0	0	0.0	0	0
OREGON STATE		1	9	9.0	0	9	0	0	0.0	0	0
vs. Utah		0	0	0.0	0	0	0	0	0.0	0	0
vs. Oklahoma*		4	90	22.5	1	66	0	0	0.0	0	0

*started game

CAREER HIGHS

Receptions.....4 (2x) last vs. Eastern Washington (9/11/22)
 Receiving Yards.....90 vs. Oklahoma (12/29/21)
 Receiving Touchdowns.....1 (2x) last vs. Oklahoma (12/29/21)
 Long Reception.....66 vs. Oklahoma (12/29/21)

CAREER STATS

	GP/GS	RECEIVING				RUSHING					
		REC	YDS	AVG	TD	LNG	ATT	YDS	AVG	TD	LNG
2021	14/8	17	141	8.3	2	15	0	0	0.0	0	0
2022	4/2	12	118	9.8	4	23	0	0	0.0	0	0
TOTAL	18/10	29	259	8.9	6	23	0	0	0.0	0	0

2022

	GP/GS	RECEIVING				RUSHING					
		REC	YDS	AVG	TD	LNG	ATT	YDS	AVG	TD	LNG
vs. Georgia*		4	37	9.3	0	13	0	0	0.0	0	0
EASTERN WASHINGTON		3	35	11.7	2	19	0	0	0.0	0	0
BYU		2	24	12.0	2	15	0	0	0.0	0	0
at Washington State*		3	22	7.3	0	23	0	0	0.0	0	0
STANFORD		--	--	--	--	--	--	--	--	--	--
at Arizona		--	--	--	--	--	--	--	--	--	--
UCLA		--	--	--	--	--	--	--	--	--	--
at California		--	--	--	--	--	--	--	--	--	--
at Colorado		--	--	--	--	--	--	--	--	--	--
WASHINGTON		--	--	--	--	--	--	--	--	--	--
UTAH		--	--	--	--	--	--	--	--	--	--
at Oregon State		--	--	--	--	--	--	--	--	--	--

2021

	GP/GS	RECEIVING				RUSHING					
		REC	YDS	AVG	TD	LNG	ATT	YDS	AVG	TD	LNG
FRESNO STATE		1	7	7.0	0	7	0	0	0.0	0	0
at Ohio State		1	15	15.0	0	15	0	0	0.0	0	0
STONY BROOK*		4	31	7.8	1	13	0	0	0.0	0	0
ARIZONA*		1	9	9.0	1	9	0	0	0.0	0	0
at Stanford*		1	11	11.0	0	11	0	0	0.0	0	0
CALIFORNIA*		0	0	0.0	0	0	0	0	0.0	0	0
at UCLA*		1	7	7.0	0	7	0	0	0.0	0	0
COLORADO*		0	0	0.0	0	0	0	0	0.0	0	0
at Washington*		2	18	9.0	0	9	0	0	0.0	0	0
WASHINGTON STATE*		2	11	5.5	0	6	0	0	0.0	0	0
at Utah		0	0	0.0	0	0	0	0	0.0	0	0
OREGON STATE		2	19	9.5	0	14	0	0	0.0	0	0
vs. Utah		1	5	5.0	0	5	0	0	0.0	0	0
vs. Oklahoma		1	8	8.0	0	8	0	0	0.0	0	0

*started game

CAREER HIGHS

Receptions.....4 (2x) last vs. Georgia (9/4/22)
 Receiving Yards.....37 vs. Georgia (9/4/22)
 Receiving Touchdowns.....2 (2x) last vs. BYU (9/17/22)
 Long Reception.....19 vs. Eastern Washington (9/10/22)

BRANDON DORLUS
 Jr. » DT
 Fort Lauderdale, Fla. » Deerfield Beach HS

CAREER STATS

	GP/GS	UA	A	TOT	TFL	SCK	FF	FR	INT	QBH	BRUP
2019	9/0	4	1	5	2.0-5	1.0-3	0	0-0	0-0	1	0
2020	7/1	7	5	12	2.0-8	1.0-7	0	0-0	0-0	1	1
2021	14/12	14	11	25	7.0-14	2.5-9	0	0-0	0-0	4	2
2022	4/4	4	9	13	3.0-6	0.5-2	0	0-0	0-0	1	0
TOTAL	34/17	29	26	55	14.0-33	5.0-21	0	0-0	0-0	7	3

2022

	UA	A	TOT	TFL	SCK	FF	FR	INT	QBH	BRUP
vs. Georgia*	0	1	1	0.0-0	0.0-0	0	0-0	0-0	0	0
EASTERN WASHINGTON*	1	1	2	1.0-2	0.0-0	0	0-0	0-0	0	0
BYU+	2	5	7	1.5-3	0.5-2	0	0-0	0-0	0	0
at Washington State*	1	2	3	0.5-1	0.0-0	0	0-0	0-0	1	0
STANFORD	--	--	--	--	--	--	--	--	--	--
at Arizona	--	--	--	--	--	--	--	--	--	--
UCLA	--	--	--	--	--	--	--	--	--	--
at California	--	--	--	--	--	--	--	--	--	--
at Colorado	--	--	--	--	--	--	--	--	--	--
WASHINGTON	--	--	--	--	--	--	--	--	--	--
UTAH	--	--	--	--	--	--	--	--	--	--
at Oregon State	--	--	--	--	--	--	--	--	--	--

2021

	UA	A	TOT	TFL	SCK	FF	FR	INT	QBH	BRUP
FRESNO STATE*	3	0	3	1.0-7	1.0-7	0	0-0	0-0	0	0
at Ohio State*	1	0	1	0.0-0	0.0-0	0	0-0	0-0	0	0
STONY BROOK*	0	3	3	0.0-0	0.0-0	0	0-0	0-0	0	0
ARIZONA*	2	1	3	2.0-2	0.0-0	0	0-0	0-0	2	0
at Stanford*	1	1	2	0.5-0	0.5-0	0	0-0	0-0	0	0
CALIFORNIA*	1	0	1	0.0-0	0.0-0	0	0-0	0-0	0	0
at UCLA*	1	1	2	1.0-2	1.0-2	0	0-0	0-0	0	1
COLORADO	0	0	0	0.0-0	0.0-0	0	0-0	0-0	0	0
at Washington*	1	1	2	0.5-0	0.0-0	0	0-0	0-0	0	0
WASHINGTON STATE*	0	0	0	0.0-0	0.0-0	0	0-0	0-0	1	1
at Utah*	0	2	2	0.0-0	0.0-0	0	0-0	0-0	0	0
OREGON STATE*	2	0	2	1.0-2	0.0-0	0	0-0	0-0	1	0
vs. Utah*	1	1	2	0.0-0	0.0-0	0	0-0	0-0	0	0
vs. Oklahoma*	1	1	2	0.0-0	0.0-0	0	0-0	0-0	0	0

2020

	UA	A	TOT	TFL	SCK	FF	FR	INT	QBH	BRUP
STANFORD	0	1	1	0.0-0	0.0-0	0	0-0	0-0	0	0
at Washington State	1	1	2	0.0-0	0.0-0	0	0-0	0-0	0	0
UCLA	0	1	1	0.0-0	0.0-0	0	0-0	0-0	0	0
at Oregon State	0	1	1	0.0-0	0.0-0	0	0-0	0-0	0	0
at California	1	1	2	0.0-0	0.0-0	0	0-0	0-0	1	0
at USC*	3	0	3	1.0-7	1.0-7	0	0-0	0-0	0	1
vs. Iowa State	2	0	2	1.0-1	0.0-0	0	0-0	0-0	0	0

2019

	UA	A	TOT	TFL	SCK	FF	FR	INT	QBH	BRUP
vs. Auburn	DID NOT PLAY									
NEVADA	0	1	1	0.0-0	0.0-0	0	0-0	0-0	0	0
MONTANA	0	0	0	0.0-0	0.0-0	0	0-0	0-0	0	0
at Stanford	1	0	1	0.0-0	0.0-0	0	0-0	0-0	0	0
CALIFORNIA	0	0	0	0.0-0	0.0-0	0	0-0	0-0	0	0
COLORADO	DID NOT PLAY									
at Washington	0	0	0	0.0-0	0.0-0	0	0-0	0-0	0	0
WASHINGTON STATE	DID NOT PLAY									
at USC	DID NOT PLAY									
ARIZONA	1	0	1	1.0-3	1.0-3	0	0-0	0-0	1	0
at Arizona State	DID NOT PLAY									
OREGON STATE	1	0	1	0.0-0	0.0-0	0	0-0	0-0	0	0
vs. Utah	1	0	1	1.0-2	0.0-0	0	0-0	0-0	0	0
vs. Wisconsin	0	0	0	0.0-0	0.0-0	0	0-0	0-0	0	0

*started game

CAREER HIGHS

Tackles.....	7 vs. BYU (9/17/22)
Tackles For Loss.....	2.0 vs. Arizona (9/25/21)
Sacks.....	1.0 (4x) last at UCLA (10/23/21)
Interceptions.....	None
Interception Return Yards.....	None
QB Hurries.....	2 vs. Arizona (9/25/21)
Pass Breakups.....	1 (2X) last at UCLA (10/23/21)
Forced Fumbles.....	None
Fumble Recoveries.....	None

4 BENNETT WILLIAMS
Sr. » DB
Campbell, Calif. » St. Francis/Illinois/College of San Mateo

CAREER STATS

	GP/GS	UA	A	TOT	TFL	SCK	FF	FR	INT	QBH	BRUP
2017	11/7	34	30	64	1.5-0	0.0-0	1	0-0	3-55	1	2
2018	1/0	0	1	1	0.0-0	0.0-0	0	0-0	0-0	0	0
2019	JUNIOR COLLEGE										
2020	7/2	8	7	15	2.0-10	1.0-9	0	0-0	0-0		2
2021	5/3	17	4	21	2.0-4	0.0-0	1	0-0	3-92	0	0
2022	4/5	13	6	19	0.0-0	0.0-0	0	0-0	0-0	0	1
TOTAL	28/16	72	48	120	5.5-14	1.0-9	2	0-0	6-147	1	5

2022

	UA	A	TOT	TFL	SCK	FF	FR	INT	QBH	BRUP
vs. Georgia*	3	2	5	0.0-0	0.0-0	0	0-0	0-0	0	0
EASTERN WASHINGTON*	1	1	2	0.0-0	0.0-0	0	0-0	0-0	0	0
BYU*	3	1	4	0.0-0	0.0-0	0	0-0	0-0	0	0
at Washington State*	6	2	8	0.0-0	0.0-0	0	0-0	0-0	0	1
STANFORD	--	--	--	--	--	--	--	--	--	--
at Arizona	--	--	--	--	--	--	--	--	--	--
UCLA	--	--	--	--	--	--	--	--	--	--
at California	--	--	--	--	--	--	--	--	--	--
at Colorado	--	--	--	--	--	--	--	--	--	--
WASHINGTON	--	--	--	--	--	--	--	--	--	--
UTAH	--	--	--	--	--	--	--	--	--	--
at Oregon State	--	--	--	--	--	--	--	--	--	--

2021

	UA	A	TOT	TFL	SCK	FF	FR	INT	QBH	BRUP
FRESNO STATE*	1	0	1	0.0-0	0.0-0	0	0-0	0-0	0	0
at Ohio State*	7	1	8	1.0-3	0.0-0	0	0-0	0-0	0	0
STONY BROOK*	2	1	3	0.0-0	0.0-0	0	0-0	1-24	0	0
ARIZONA*	6	2	8	0.0-0	0.0-0	0	0-0	2-68	0	0
at Stanford*	DID NOT PLAY									
CALIFORNIA*	DID NOT PLAY									
at UCLA*	DID NOT PLAY									
COLORADO	DID NOT PLAY									
at Washington*	DID NOT PLAY									
WASHINGTON STATE*	DID NOT PLAY									
at Utah*	DID NOT PLAY									
OREGON STATE*	DID NOT PLAY									
vs. Utah*	DID NOT PLAY									
vs. Oklahoma*	1	0	1	1.0-1	0.0-0	1	0-0	0-0	0	0

2020

	UA	A	TOT	TFL	SCK	FF	FR	INT	QBH	BRUP
STANFORD	1	2	3	1.0-1	0.0-0	0	0-0	0-0	0	0
at Washington State	2	1	3	0.0-0	0.0-0	0	0-0	0-0	0	0
UCLA	1	0	1	0.0-0	0.0-0	0	0-0	0-0	0	0
at Oregon State	1	0	1	0.0-0	0.0-0	0	0-0	0-0	0	1
at California	3	2	5	1.0-9	1.0-9	0	0-0	0-0	0	0
at USC*	0	2	2	0.0-0	0.0-0	0	0-0	0-0	0	2
vs. Iowa State	0	0	0	0.0-0	0.0-0	0	0-0	0-0	0	0

2017 (at Illinois)

	UA	A	TOT	TFL	SCK	FF	FR	INT	QBH	BRUP
BALL STATE	3	3	6	0.5-0	0.0-0	0	0-0	0-0	1	0
WESTERN KENTUCKY	2	1	3	0.0-0	0.0-0	0	0-0	0-0	0	0
at South Florida	5	7	12	0.0-0	0.0-0	0	0-0	0-0	0	0
NEBRASKA	0	0	0	0.0-0	0.0-0	0	0-0	0-0	0	0
at Iowa	4	0	4	0.0-0	0.0-0	0	0-0	1-20	0	0
RUTGERS	1	3	4	0.5-0	0.0-0	0	0-0	0-0	0	0
at Minnesota	8	6	14	0.0-0	0.0-0	1	0-0	0-0	0	1
WISCONSIN	2	3	5	0.5-0	0.0-0	0	0-0	1-20	0	0
at Purdue	1	3	4	0.0-0	0.0-0	0	0-0	0-0	0	0
INDIANA	DID NOT PLAY									
at Ohio State	3	0	3	0.0-0	0.0-0	0	0-0	0-0	0	0
NORTHWESTERN	5	4	9	0.0-0	0.0-0	0	0-0	1-15	0	0

*started game

CAREER HIGHS

Tackles.....	14	at Minnesota (10/21/17)
Tackles For Loss.....	1.0 (4x)	last vs. Oklahoma (12/29/21)
Sacks.....	1.0	at California (12/5/20)
Interceptions.....	2	vs. Arizona (9/25/21)
Interception Return Yards.....	68	vs. Arizona (9/25/21)
QB Hurries.....	1	vs. Ball State (9/2/17)
Pass Breakups.....	2	at USC (12/18/20)
Forced Fumbles.....	1 (2x)	last vs. Oklahoma (12/29/21)
Fumble Recoveries.....	None	

S SEAN DOLLARS
So. » RB
Rancho Cucamonga, Calif. » Mater Dei HS

7 SEVEN MCGEE
So. » WR
Rochester, N.Y. » East HS

CAREER STATS

	GP/GS	RUSHING				RECEIVING					
		ATT	YDS	AVG	TD	LNG	REC	YDS	AVG	TD	LNG
2019	4/0	7	81	11.6	0	63	2	1	0.5	0	1
2020	7/0	8	47	5.9	0	15	0	0	0.0	0	0
2021		MISSED SEASON - INJURED									
2022	4/0	14	94	6.7	0	17	6	56	9.3	0	39
TOTAL	14/0	29	222	7.7	0	63	6	56	9.3	0	39

2022

	GP/GS	RUSHING				RECEIVING					
		ATT	YDS	AVG	TD	LNG	REC	YDS	AVG	TD	LNG
vs. Georgia		4	33	8.3	0	12	3	16	5.3	0	12
EASTERN WASHINGTON		9	58	6.4	0	17	1	39	39.0	0	39
BYU		1	3	3.0	0	3	0	0	0.0	0	0
at Washington State		0	0	0.0	0	0	2	1	0.5	0	4
STANFORD		--	--	--	--	--	--	--	--	--	--
at Arizona		--	--	--	--	--	--	--	--	--	--
UCLA		--	--	--	--	--	--	--	--	--	--
at California		--	--	--	--	--	--	--	--	--	--
at Colorado		--	--	--	--	--	--	--	--	--	--
WASHINGTON		--	--	--	--	--	--	--	--	--	--
UTAH		--	--	--	--	--	--	--	--	--	--
at Oregon State		--	--	--	--	--	--	--	--	--	--

2020

	GP/GS	RUSHING				RECEIVING					
		ATT	YDS	AVG	TD	LNG	REC	YDS	AVG	TD	LNG
STANFORD		1	-5	-5.0	0	-5	0	0	0.0	0	0
at Washington State		0	0	0.0	0	0	0	0	0.0	0	0
UCLA		0	0	0.0	0	0	0	0	0.0	0	0
at Oregon State		0	0	0.0	0	0	0	0	0.0	0	0
at California		0	0	0.0	0	0	0	0	0.0	0	0
at USC		7	52	7.4	0	0	0	0	0.0	0	0
vs. Iowa State		0	0	0.0	0	0	0	0	0.0	0	0

2019

	GP/GS	RUSHING				RECEIVING					
		ATT	YDS	AVG	TD	LNG	REC	YDS	AVG	TD	LNG
vs. Auburn		DID NOT PLAY									
NEVADA		4	12	3.0	0	4	1	4	4.0	0	4
MONTANA		3	69	23.0	0	63	1	-3	-3.0	0	-3
at Stanford		DID NOT PLAY									
CALIFORNIA		0	0	0.0	0	0	0	0	0.0	0	0
COLORADO		DID NOT PLAY									
at Washington		DID NOT PLAY									
WASHINGTON STATE		DID NOT PLAY									
at USC		DID NOT PLAY									
ARIZONA		DID NOT PLAY									
at Arizona State		DID NOT PLAY									
OREGON STATE		DID NOT PLAY									
vs. Utah		DID NOT PLAY									
vs. Wisconsin		0	0	0.0	0	0	0	0	0.0	0	0

CAREER HIGHS

Rushes 9 vs. Eastern Washington (9/10/22)
 Rushing Yards 69 vs. Montana (9/14/19)
 Rushing TDs None
 Long Rush 63 vs. Montana (9/14/19)
 Receptions 3 vs. Georgia (9/3/22)
 Receiving Yards 39 vs. Eastern Washington (9/10/22)
 Receiving Touchdowns None
 Long Reception 39 vs. Eastern Washington (9/10/22)

CAREER STATS

	GP/GS	RECEIVING					RUSHING				
		REC	YDS	AVG	TD	LNG	ATT	YDS	AVG	TD	LNG
2021	13/0	7	84	12.0	0	27	14	61	4.4	1	11
2022	4/0	6	29	4.8	0	15	3	-11	-3.9	0	6
TOTAL	17/0	13	113	8.7	0	27	17	50	2.9	1	11

2022

	GP/GS	RECEIVING					RUSHING				
		REC	YDS	AVG	TD	LNG	ATT	YDS	AVG	TD	LNG
vs. Georgia		2	7	3.5	0	7	0	0	0	0	0
EASTERN WASHINGTON		2	4	2.0	0	4	2	11	5.5	0	6
BYU		0	0	0.0	0	0	1	-22	-22.0	0	-22
at Washington State		2	18	9.0	0	15	0	0	0.0	0	0
STANFORD		--	--	--	--	--	--	--	--	--	--
at Arizona		--	--	--	--	--	--	--	--	--	--
UCLA		--	--	--	--	--	--	--	--	--	--
at California		--	--	--	--	--	--	--	--	--	--
at Colorado		--	--	--	--	--	--	--	--	--	--
WASHINGTON		--	--	--	--	--	--	--	--	--	--
UTAH		--	--	--	--	--	--	--	--	--	--
at Oregon State		--	--	--	--	--	--	--	--	--	--

2021

	GP/GS	RECEIVING					RUSHING				
		REC	YDS	AVG	TD	LNG	ATT	YDS	AVG	TD	LNG
FRESNO STATE		0	0	0.0	0	0	0	0	0.0	0	0
at Ohio State		DID NOT PLAY									
STONY BROOK		0	0	0.0	0	0	2	8	4.0	0	8
ARIZONA		1	27	27.0	0	27	2	7	3.5	0	5
at Stanford		0	0	0.0	0	0	0	0	0.0	0	0
CALIFORNIA		0	0	0.0	0	0	0	0	0.0	0	0
at UCLA		1	11	11.0	0	11	1	11	11.0	0	11
COLORADO		3	21	7.0	0	11	5	20	4.0	1	9
at Washington		0	0	0.0	0	0	0	0	0.0	0	0
WASHINGTON STATE		0	0	0.0	0	0	1	1	1.0	0	1
at Utah		0	0	0.0	0	0	0	0	0.0	0	0
OREGON STATE		0	0	0.0	0	0	1	6	6.0	0	6
vs. Utah		1	19	19.0	0	19	2	8	4.0	0	6
vs. Oklahoma		1	6	6.0	0	6	0	0	0.0	0	0

CAREER HIGHS

Receptions 3 vs. Colorado (10/30/21)
 Receiving Yards 27 vs. Arizona (9/25/21)
 Receiving Touchdowns None
 Long Reception 27 vs. Arizona (9/25/21)
 Rushes 5 vs. Colorado (10/30/21)
 Rushing Yards 20 vs. Colorado (10/30/21)
 Rushing TDs 1 vs. Colorado (10/30/21)
 Long Rush 11 at UCLA (10/23/21)

7 STEVE STEPHENS
 Jr. » S
 Fresno, Calif. » Edison HS

CAREER STATS

	GP/GS	UA	A	TOT	TFL	SCK	FF	FR	INT	QBH	BRUP
2018	3/0	0	2	2	0.0-0	0.0-0	0	0-0	0-0	0	0
2019	13/0	4	3	7	0.0-0	0.0-0	0	0-0	1-38	0	0
2020	3/1	6	2	8	0.0-0	0.0-0	0	0-0	0-0	0	0
2021	8/8	14	19	33	2.0-2	0.0-0	0	0-0	0-0	0	1
2022	4/4	5	10	15	0.0-0	0.0-0	0	0-0	0-0	0	0
TOTAL	30/12	29	36	65	2.0-2	0.0-0	0	0-0	1-38	0	1

2022

	UA	A	TOT	TFL	SCK	FF	FR	INT	QBH	BRUP
vs. Georgia*	1	0	1	0.0-0	0.0-0	0	0-0	0-0	0	0
EASTERN WASHINGTON*	0	2	2	0.0-0	0.0-0	0	0-0	0-0	0	0
BYU*	2	2	4	0.0-0	0.0-0	0	0-0	0-0	0	0
at Washington State*	2	6	8	0.0-0	0.0-0	0	0-0	0-0	0	0
STANFORD	--	--	--	--	--	--	--	--	--	--
at Arizona	--	--	--	--	--	--	--	--	--	--
UCLA	--	--	--	--	--	--	--	--	--	--
at California	--	--	--	--	--	--	--	--	--	--
at Colorado	--	--	--	--	--	--	--	--	--	--
WASHINGTON	--	--	--	--	--	--	--	--	--	--
UTAH	--	--	--	--	--	--	--	--	--	--
at Oregon State	--	--	--	--	--	--	--	--	--	--

2021

	UA	A	TOT	TFL	SCK	FF	FR	INT	QBH	BRUP
FRESNO STATE*	2	3	5	0.0-0	0.0-0	0	0-0	0-0	0	0
at Ohio State*	2	5	7	0.0-0	0.0-0	0	0-0	0-0	0	0
STONY BROOK*	0	2	2	0.0-0	0.0-0	0	0-0	0-0	0	0
ARIZONA*	3	4	7	1.0-1	0.0-0	0	0-0	0-0	0	0
at Stanford*	1	2	3	1.0-1	0.0-0	0	0-0	0-0	0	0
CALIFORNIA*	3	1	4	0.0-0	0.0-0	0	0-0	0-0	0	0
at UCLA*	3	2	5	0.0-0	0.0-0	0	0-0	0-0	0	1
COLORADO*	0	0	0	0.0-0	0.0-0	0	0-0	0-0	0	0
at Washington					DID NOT PLAY					
WASHINGTON STATE					DID NOT PLAY					
at Utah					DID NOT PLAY					
OREGON STATE					DID NOT PLAY					
vs. Utah					DID NOT PLAY					
vs. Oklahoma					DID NOT PLAY					

2020

	UA	A	TOT	TFL	SCK	FF	FR	INT	QBH	BRUP
STANFORD	2	1	3	0.0-0	0.0-0	0	0-0	0-0	0	0
at Washington State					DID NOT PLAY					
UCLA					DID NOT PLAY					
at Oregon State	0	0	0	0.0-0	0.0-0	0	0-0	0-0	0	0
at California*	4	1	5	0.0-0	0.0-0	0	0-0	0-0	0	0
at USC					DID NOT PLAY					
vs. Iowa State					DID NOT PLAY					

2019

	UA	A	TOT	TFL	SCK	FF	FR	INT	QBH	BRUP
vs. Auburn	0	0	0	0.0-0	0.0-0	0	0-0	0-0	0	0
NEVADA	0	0	0	0.0-0	0.0-0	0	0-0	1-38	0	0
MONTANA	0	1	1	0.0-0	0.0-0	0	0-0	0-0	0	0
at Stanford	1	0	1	0.0-0	0.0-0	0	0-0	0-0	0	0
CALIFORNIA	0	1	1	0.0-0	0.0-0	0	0-0	0-0	0	0
COLORADO					DID NOT PLAY					
at Washington	0	0	0	0.0-0	0.0-0	0	0-0	0-0	0	0
WASHINGTON STATE	0	0	0	0.0-0	0.0-0	0	0-0	0-0	0	0
at USC	1	0	1	0.0-0	0.0-0	0	0-0	0-0	0	0
ARIZONA	1	1	2	0.0-0	0.0-0	0	0-0	0-0	0	0
at Arizona State	1	0	1	0.0-0	0.0-0	0	0-0	0-0	0	0
OREGON STATE	0	0	0	0.0-0	0.0-0	0	0-0	0-0	0	0
vs. Utah	0	0	0	0.0-0	0.0-0	0	0-0	0-0	0	0
vs. Wisconsin	0	0	0	0.0-0	0.0-0	0	0-0	0-0	0	0

*started game

CAREER HIGHS

Tackles.....	8 at Washington State (9/24/22)
Tackles For Loss.....	1.0 (2x) last at Stanford (10/2/21)
Sacks.....	None
Interceptions.....	1 vs. Nevada (9/7/19)
Interception Return Yards.....	38 vs. Nevada (9/7/19)
QB Hurries.....	None
Pass Breakups.....	1 at UCLA (10/23/21)
Forced Fumbles.....	None
Fumble Recoveries.....	None

DONTAE MANNING
So. » DB
Kansas City, Mo. » Raytown HS

MOLIKI MATAVAO
So. » TE
Henderson, Nev. » Liberty HS

CAREER STATS

	GP/GS	UA	A	TOT	TFL	SCK	FF	FR	INT	QBH	BRUP
2020	1/0	0	0	0	0.0-0	0.0-0	0	0-0	0-0	0	0
2021	13/1	14	7	21	1.0-2	0.0-0	0	0-0	0-0	0	1
2022	4/0	2	2	4	0.0-0	0.0-0	0	0-0	0-0	0	0
TOTAL	18/1	16	9	25	1.0-2	0.0-0	0	0-0	0-0	0	1

2022

	UA	A	TOT	TFL	SCK	FF	FR	INT	QBH	BRUP
vs. Georgia	0	0	0	0.0-0	0.0-0	0	0-0	0-0	0	0
EASTERN WASHINGTON	0	1	1	0.0-0	0.0-0	0	0-0	0-0	0	0
BYU	2	1	3	0.0-0	0.0-0	0	0-0	0-0	0	0
at Washington State	0	0	0	0.0-0	0.0-0	0	0-0	0-0	0	0
STANFORD	--	--	--	--	--	--	--	--	--	--
at Arizona	--	--	--	--	--	--	--	--	--	--
UCLA	--	--	--	--	--	--	--	--	--	--
at California	--	--	--	--	--	--	--	--	--	--
at Colorado	--	--	--	--	--	--	--	--	--	--
WASHINGTON	--	--	--	--	--	--	--	--	--	--
UTAH	--	--	--	--	--	--	--	--	--	--
at Oregon State	--	--	--	--	--	--	--	--	--	--

2021

	UA	A	TOT	TFL	SCK	FF	FR	INT	QBH	BRUP	
FRESNO STATE	1	2	3	0.0-0	0.0-0	0	0-0	0-0	0	0	
at Ohio State	1	1	2	0.0-0	0.0-0	0	0-0	0-0	0	1	
STONY BROOK	2	0	2	0.0-0	0.0-0	0	0-0	0-0	0	0	
ARIZONA*	1	1	2	0.0-0	0.0-0	0	0-0	0-0	0	0	
at Stanford	1	0	1	0.0-0	0.0-0	0	0-0	0-0	0	0	
CALIFORNIA	0	1	1	0.0-0	0.0-0	0	0-0	0-0	0	0	
at UCLA	1	0	1	1.0-2	0.0-0	0	0-0	0-0	0	0	
COLORADO	DID NOT PLAY										
at Washington	0	0	0	0.0-0	0.0-0	0	0-0	0-0	0	0	
WASHINGTON STATE	0	0	0	0.0-0	0.0-0	0	0-0	0-0	0	0	
at Utah	0	1	1	0.0-0	0.0-0	0	0-0	0-0	0	0	
OREGON STATE	4	0	4	0.0-0	0.0-0	0	0-0	0-0	0	0	
vs. Utah	0	1	1	0.0-0	0.0-0	0	0-0	0-0	0	0	
vs. Oklahoma*	3	0	3	0.0-0	0.0-0	0	0-0	0-0	0	0	

2020

	UA	A	TOT	TFL	SCK	FF	FR	INT	QBH	BRUP	
STANFORD	DID NOT PLAY										
at Washington State	0	0	0	0.0-0	0.0-0	0	0-0	0-0	0	0	
UCLA	DID NOT PLAY										
at Oregon State	DID NOT PLAY										
at California	DID NOT PLAY										
at USC	DID NOT PLAY										
vs. Iowa State	DID NOT PLAY										

*started game

CAREER HIGHS

Tackles..... 4 vs. Oregon State (11/27/21)
 Tackles For Loss..... 1.0 at UCLA (10/23/21)
 Sacks..... None
 Interceptions..... None
 Interception Return Yards..... None
 QB Hurries..... None
 Pass Breakups..... 1 at Ohio State (9/11/21)
 Forced Fumbles..... None
 Fumble Recoveries..... None

CAREER STATS

	GP/GS	RECEIVING					RUSHING				
		REC	YDS	AVG	TD	LNG	ATT	YDS	AVG	TD	LNG
2021	14/2	9	75	8.3	1	15	0	0	0.0	0	0
2022	4/3	3	46	15.3	0	22	0	0	0.0	0	0
TOTAL	18/5	12	121	10.1	1	22	0	0	0.0	0	0

2022

	GP/GS	RECEIVING					RUSHING				
		REC	YDS	AVG	TD	LNG	ATT	YDS	AVG	TD	LNG
vs. Georgia	0	0	0.0	0	0	0	0	0.0	0	0	
EASTERN WASHINGTON*	1	16	16.0	0	16	0	0	0.0	0	0	
BYU*	1	22	22.0	0	22	0	0	0.0	0	0	
at Washington State*	1	8	8.0	0	8	0	0	0.0	0	0	
STANFORD	--	--	--	--	--	--	--	--	--	--	
at Arizona	--	--	--	--	--	--	--	--	--	--	
UCLA	--	--	--	--	--	--	--	--	--	--	
at California	--	--	--	--	--	--	--	--	--	--	
at Colorado	--	--	--	--	--	--	--	--	--	--	
WASHINGTON	--	--	--	--	--	--	--	--	--	--	
UTAH	--	--	--	--	--	--	--	--	--	--	
at Oregon State	--	--	--	--	--	--	--	--	--	--	

2021

	GP/GS	RECEIVING					RUSHING				
		REC	YDS	AVG	TD	LNG	ATT	YDS	AVG	TD	LNG
FRESNO STATE	0	0	0.9	0	0	0	0	0.0	0	0	
at Ohio State	1	14	14.0	1	14	0	0	0.0	0	0	
STONY BROOK	2	18	9.0	0	12	0	0	0.0	0	0	
ARIZONA	0	0	0.0	0	0	0	0	0.0	0	0	
at Stanford	0	0	0.0	0	0	0	0	0.0	0	0	
CALIFORNIA	1	7	7.0	0	7	0	0	0.0	0	0	
at UCLA	1	8	8.0	0	8	0	0	0.0	0	0	
COLORADO	1	15	15.0	0	15	0	0	0.0	0	0	
at Washington	1	4	4.0	0	4	0	0	0.0	0	0	
WASHINGTON STATE	1	2	2.0	0	2	0	0	0.0	0	0	
at Utah*	1	7	7.0	0	7	0	0	0.0	0	0	
OREGON STATE	0	0	0.0	0	0	0	0	0.0	0	0	
vs. Utah*	0	0	0.0	0	0	0	0	0.0	0	0	
vs. Oklahoma	0	0	0.0	0	0	0	0	0.0	0	0	

*started game

CAREER HIGHS

Receptions..... 2 vs. Stony Brook (9/18/21)
 Receiving Yards..... 22 vs. BYU (9/17/22)
 Receiving Touchdowns..... 1 at Ohio State (9/11/21)
 Long Reception..... 22 vs. BYU (9/17/22)

CAREER STATS

	GP/GS	PASSING				RUSHING						
		COMP	ATT	PCT	YDS	TD	INT	LNG	CAR	YDS	AVG	TD
2019 (AUB)	13/13	217	377	57.6	2,542	16	6	78	97	313	3.2	7
2020 (AUB)	11/11	214	357	59.9	2,415	12	7	91	108	388	3.6	7
2021 (AUB)	10/10	197	323	61.0	2,294	11	3	71	57	168	3.0	4
2022	4/4	95	132	72.0	1,100	10	3	55	26	120	4.6	3
TOTAL	38/38	723	1,189	60.8	8,351	49	19	91	288	989	3.4	21

2022

	GP/GS	PASSING				RUSHING						
		COMP	ATT	PCT	YDS	TD	INT	LNG	CAR	YDS	AVG	TD
vs. Georgia*		21	37	56.7	173	0	2	22	8	37	4.6	0
EASTERN WASHINGTON*		28	33	84.8	277	5	0	39	3	18	6.0	0
BYU*		13	18	72.2	222	2	0	50	9	35	3.9	3
at Washington State*		33	44	75.0	428	3	1	55	6	30	5.0	0
STANFORD		--	--	--	--	--	--	--	--	--	--	--
at Arizona		--	--	--	--	--	--	--	--	--	--	--
UCLA		--	--	--	--	--	--	--	--	--	--	--
at California		--	--	--	--	--	--	--	--	--	--	--
at Colorado		--	--	--	--	--	--	--	--	--	--	--
WASHINGTON		--	--	--	--	--	--	--	--	--	--	--
UTAH		--	--	--	--	--	--	--	--	--	--	--
at Oregon State		--	--	--	--	--	--	--	--	--	--	--

2021 (at Auburn)

	GP/GS	PASSING				RUSHING						
		COMP	ATT	PCT	YDS	TD	INT	LNG	CAR	YDS	AVG	TD
AKRON*		20	22	90.9	275	3	0	42	3	32	10.7	0
ALABAMA STATE*		9	17	52.9	108	2	0	28	2	-2	-1.0	0
at Penn State*		21	37	56.8	185	0	0	36	6	29	4.8	0
GEORGIA STATE*		13	27	48.1	156	0	0	28	2	0	0.0	0
at LSU*		23	44	52.3	255	1	0	33	12	74	6.2	1
GEORGIA*		21	38	55.3	217	0	1	31	10	-16	-1.6	0
at Arkansas		21	26	80.8	292	2	1	71	5	42	8.4	1
OLE MISS*		22	30	73.3	276	1	0	35	8	30	3.8	2
at Texas A&M*		20	41	48.8	153	0	1	15	7	-18	-2.6	0
MISSISSIPPI STATE*		27	41	65.9	377	2	0	48	2	-3	-1.5	0
at South Carolina												
ALABAMA												
vs. Houston												

2020 (at Auburn)

	GP/GS	PASSING				RUSHING						
		COMP	ATT	PCT	YDS	TD	INT	LNG	CAR	YDS	AVG	TD
KENTUCKY*		16	27	59.3	233	3	0	32	5	34	6.8	0
at Georgia*		21	40	52.5	177	0	1	20	11	8	0.7	0
ARKANSAS*		17	28	60.7	187	1	0	32	10	30	3.0	1
at South Carolina*		24	47	51.1	272	1	3	44	15	69	4.6	0
at Ole Miss*		23	30	76.7	238	1	0	58	10	52	5.2	1
LSU*		18	24	75.0	300	3	0	91	11	81	7.4	1
TENNESSEE*		17	26	65.4	220	1	1	54	9	10	1.1	0
at Alabama*		23	38	60.5	227	0	2	37	9	-1	-0.1	1
TEXAS A&M*		15	23	65.2	144	0	0	28	11	49	4.5	2
at Mississippi State*		15	32	46.9	125	1	0	32	7	24	3.4	1
vs. Northwestern*		25	42	59.5	292	1	0	57	10	32	3.2	0

2019 (at Auburn)

	GP/GS	PASSING				RUSHING						
		COMP	ATT	PCT	YDS	TD	INT	LNG	CAR	YDS	AVG	TD
vs. Oregon*		13	31	41.9	177	2	2	38	7	42	6.0	0
TULANE*		19	37	51.4	207	1	0	40	2	16	8.0	0
KENT STATE*		12	16	75.0	161	1	0	49	7	21	3.0	1
at Texas A&M*		12	20	60.0	100	1	0	19	12	38	3.2	0
MISSISSIPPI STATE*		16	21	76.2	335	2	0	48	7	56	8.0	1
at Florida*		11	27	40.7	145	1	3	46	10	18	1.8	0
at Arkansas*		12	17	70.6	176	3	0	48	8	19	2.4	1
at LSU*		15	35	42.9	157	1	1	34	9	-16	-1.8	1
OLE MISS*		30	44	68.2	340	0	0	78	8	20	2.5	1
GEORGIA*		30	50	60.0	245	1	0	28	13	42	3.2	1
SAMFORD*		15	23	65.2	150	1	0	36	2	1	0.5	0
ALABAMA*		15	30	50.0	173	1	0	37	6	44	7.3	1
vs. Minnesota*		17	26	65.4	176	1	0	37	6	12	2.0	0

*started game

CAREER HIGHS

Completions	33 at Washington State (9/24/22)
Attempts	50 vs. Georgia (11/16/19)
Completion Percentage	90.0 (20-for-22) vs. Akron (9/4/21)
Passing Yards	428 at Washington State (9/24/22)
TD Passes	5 vs. Eastern Washington (9/11/22)
Interceptions	3 (2x) last at South Carolina (10/17/20)
Long Pass	91 vs. LSU (10/31/20)
Rushes	15 at South Carolina (10/17/20)
Rushing Yards	81 vs. LSU (10/31/20)
Rushing TDs	3 vs. BYU (9/17/22)
Long Rush	30 vs. Mississippi State (9/28/19)

10 JUSTIN FLOWE
R-Fr. » ILB
Chino, Calif. » Upland HS

CAREER STATS

	GP/GS	UA	A	TOT	TFL	SCK	FF	FR	INT	QBH	BRUP
2020	1/0	1	0	1	0.0-0	0.0-0	0	0-0	0-0	0	0
2021	1/1	5	9	14	1.0-1	0.0-0	1	0-0	0-0	0	0
2022	3/1	8	11	19	2.0-4	0.0-0	0	0-0	0-0	1	0
TOTAL	5/2	14	20	34	3.0-5	0.0-0	1	0-0	0-0	1	0

2022

	UA	A	TOT	TFL	SCK	FF	FR	INT	QBH	BRUP	
vs. Georgia*	5	5	10	1.0-1	0.0-0	0	0-0	0-0	0	0	
EASTERN WASHINGTON	1	1	2	0.0-0	0.0-0	0	0-0	0-0	0	0	
BYU	DID NOT PLAY										
at Washington State	2	5	7	1.0-3	0.0-0	0	0-0	0-0	1	0	
STANFORD	--	--	--	--	--	--	--	--	--	--	
at Arizona	--	--	--	--	--	--	--	--	--	--	
UCLA	--	--	--	--	--	--	--	--	--	--	
at California	--	--	--	--	--	--	--	--	--	--	
at Colorado	--	--	--	--	--	--	--	--	--	--	
WASHINGTON	--	--	--	--	--	--	--	--	--	--	
UTAH	--	--	--	--	--	--	--	--	--	--	
at Oregon State	--	--	--	--	--	--	--	--	--	--	

2021

	UA	A	TOT	TFL	SCK	FF	FR	INT	QBH	BRUP	
FRESNO STATE	5	9	14	1.0-1	0.0-0	1	0-0	0-0	0	0	
at Ohio State	DID NOT PLAY										
STONY BROOK	DID NOT PLAY										
ARIZONA	DID NOT PLAY										
at Stanford	DID NOT PLAY										
CALIFORNIA	DID NOT PLAY										
at UCLA	DID NOT PLAY										
COLORADO	DID NOT PLAY										
at Washington	DID NOT PLAY										
WASHINGTON STATE	DID NOT PLAY										
at Utah	DID NOT PLAY										
OREGON STATE	DID NOT PLAY										
vs. Utah	DID NOT PLAY										
vs. Oklahoma	DID NOT PLAY										

2020

	UA	A	TOT	TFL	SCK	FF	FR	INT	QBH	BRUP	
STANFORD	1	0	1	0.0-0	0.0-0	0	0-0	0-0	0	0	
at Washington State	DID NOT PLAY										
UCLA	DID NOT PLAY										
at Oregon State	DID NOT PLAY										
at California	DID NOT PLAY										
at USC	DID NOT PLAY										
vs. Iowa State	DID NOT PLAY										

CAREER HIGHS

Tackles 14 vs. Fresno State (9/4/21)
 Tackles For Loss 1.0 (3x) last at Washington State (9/24/22)
 Sacks None
 Interceptions None
 Interception Return Yards None
 QB Hurries 1 at Washington State (9/24/22)
 Pass Breakups None
 Forced Fumbles 1 vs. Fresno State (9/4/21)
 Fumble Recoveries None

TRIKWEZE BRIDGES
So. » DB
Lanett, Ala. » Lanett HS

CAREER STATS

	GP/GS	UA	A	TOT	TFL	SCK	FF	FR	INT	QBH	BRUP
2019	1/0	0	0	0	0.0-0	0.0-0	0	0-0	0-0	0	0
2020	7/0	2	0	2	0.0-0	0.0-0	0	0-0	0-0	0	0
2021	14/2	17	9	26	1.0-2	0.0-0	0	0-0	1-0	0	1
2022	4/4	10	2	12	0.5-1	0.0-0	0	0-0	2-21	0	1
TOTAL	26/6	29	11	40	1.5-3	0.0-0	0	0-0	3-21	0	2

2022

	UA	A	TOT	TFL	SCK	FF	FR	INT	QBH	BRUP
vs. Georgia*	6	0	6	0.0-0	0.0-0	0	0-0	0-0	0	0
EASTERN WASHINGTON*	0	0	0	0.0-0	0.0-0	0	0-0	1-21	0	0
BYU*	1	0	1	0.0-0	0.0-0	0	0-0	0-0	0	1
at Washington State*	3	2	5	0.5-1	0.0-0	0	0-0	1-0	0	0
STANFORD	--	--	--	--	--	--	--	--	--	--
at Arizona	--	--	--	--	--	--	--	--	--	--
UCLA	--	--	--	--	--	--	--	--	--	--
at California	--	--	--	--	--	--	--	--	--	--
at Colorado	--	--	--	--	--	--	--	--	--	--
WASHINGTON	--	--	--	--	--	--	--	--	--	--
UTAH	--	--	--	--	--	--	--	--	--	--
at Oregon State	--	--	--	--	--	--	--	--	--	--

2021

	UA	A	TOT	TFL	SCK	FF	FR	INT	QBH	BRUP
FRESNO STATE*	4	2	6	0.0-0	0.0-0	0	0-0	0-0	0	0
at Ohio State*	1	0	1	0.0-0	0.0-0	0	0-0	0-0	0	1
STONY BROOK	1	0	1	0.0-0	0.0-0	0	0-0	0-0	0	0
ARIZONA	1	0	1	0.0-0	0.0-0	0	0-0	0-0	0	0
at Stanford	1	0	1	0.0-0	0.0-0	0	0-0	0-0	0	0
CALIFORNIA	1	1	2	0.0-0	0.0-0	0	0-0	0-0	0	0
at UCLA	0	0	0	0.0-0	0.0-0	0	0-0	0-0	0	0
COLORADO	1	0	1	0.0-0	0.0-0	0	0-0	0-0	0	0
at Washington	0	0	0	0.0-0	0.0-0	0	0-0	0-0	0	0
WASHINGTON STATE	0	0	0	0.0-0	0.0-0	0	0-0	0-0	0	0
at Utah	0	4	4	0.0-0	0.0-0	0	0-0	0-0	0	0
OREGON STATE	0	0	0	0.0-0	0.0-0	0	0-0	1-0	0	0
vs. Utah	2	0	2	0.0-0	0.0-0	1	0-0	0-0	0	0
vs. Oklahoma	5	2	7	1.0-2	0.0-0	0	0-0	0-0	0	0

2020

	UA	A	TOT	TFL	SCK	FF	FR	INT	QBH	BRUP
STANFORD	0	0	0	0.0-0	0.0-0	0	0-0	0-0	0	0
at Washington State	0	0	0	0.0-0	0.0-0	0	0-0	0-0	0	0
UCLA	0	0	0	0.0-0	0.0-0	0	0-0	0-0	0	0
at Oregon State	0	0	0	0.0-0	0.0-0	0	0-0	0-0	0	0
at California	1	0	1	0.0-0	0.0-0	0	0-0	0-0	0	0
at USC	1	0	1	0.0-0	0.0-0	0	0-0	0-0	0	0
vs. Iowa State	0	0	0	0.0-0	0.0-0	0	0-0	0-0	0	0

2019

	UA	A	TOT	TFL	SCK	FF	FR	INT	QBH	BRUP
vs. Auburn										
NEVADA										
MONTANA	0	0	0	0.0-0	0.0-0	0	0-0	0-0	0	0
at Stanford										
CALIFORNIA										
COLORADO										
at Washington										
WASHINGTON STATE										
at USC										
ARIZONA										
at Arizona State										
OREGON STATE										
vs. Utah										
vs. Wisconsin										

*started game

CAREER HIGHS

Tackles.....	7 vs. Oklahoma (12/29/21)
Tackles For Loss.....	1.0 vs. Oklahoma (12/29/21)
Sacks.....	None
Interceptions.....	1 (3x) last at Washington State (9/24/22)
Interception Return Yards.....	21 vs. Eastern Washington (9/10/22)
QB Hurries.....	None
Pass Breakups.....	1 (2x) last vs. BYU (9/17/22)
Forced Fumbles.....	1 vs. Utah (12/3/21)
Fumble Recoveries.....	None

11 TROY FRANKLIN
So. » WR
East Palo Alto, Calif. » Menlo-Atherton HS

13 TY THOMPSON
R-Fr. » QB
Gilbert, Ariz. » Mesquite HS

CAREER STATS

	RECEIVING					RUSHING					
	GP/GS	REC	YDS	AVG	TD	LNG	ATT	YDS	AVG	TD	LNG
2021	14/4	18	209	11.6	2	30	0	0	0.0	0	0
2022	4/3	20	339	17.0	2	50	0	0	0.0	0	0
TOTAL	18/7	38	548	14.4	4	50	0	0	0.0	0	0

2022

	RECEIVING					RUSHING				
	REC	YDS	AVG	TD	LNG	ATT	YDS	AVG	TD	LNG
vs. Georgia*	2	34	17.0	0	22	0	0	0.0	0	0
EASTERN WASHINGTON	10	84	8.4	1	19	0	0	0.0	0	0
BYU*	3	84	28.0	0	50	0	0	0.0	0	0
at Washington State*	5	137	27.4	1	50	0	0	0.0	0	0
STANFORD	--	--	--	--	--	--	--	--	--	--
at Arizona	--	--	--	--	--	--	--	--	--	--
UCLA	--	--	--	--	--	--	--	--	--	--
at California	--	--	--	--	--	--	--	--	--	--
at Colorado	--	--	--	--	--	--	--	--	--	--
WASHINGTON	--	--	--	--	--	--	--	--	--	--
UTAH	--	--	--	--	--	--	--	--	--	--
at Oregon State	--	--	--	--	--	--	--	--	--	--

2021

	RECEIVING					RUSHING				
	REC	YDS	AVG	TD	LNG	ATT	YDS	AVG	TD	LNG
FRESNO STATE	0	0	0.0	0	0	0	0	0.0	0	0
at Ohio State	2	19	9.5	0	12	0	0	0.0	0	0
STONY BROOK	2	23	11.5	0	15	0	0	0.0	0	0
ARIZONA	1	7	7.0	0	7	0	0	0.0	0	0
at Stanford	0	0	0.0	0	0	0	0	0.0	0	0
CALIFORNIA	0	0	0.0	0	0	0	0	0.0	0	0
at UCLA	3	23	7.7	0	10	0	0	0.0	0	0
COLORADO	2	44	22.0	1	28	0	0	0.0	0	0
at Washington	0	0	0.0	0	0	0	0	0.0	0	0
WASHINGTON STATE*	0	0	0.0	0	0	0	0	0.0	0	0
at Utah	1	1	1.0	0	1	0	0	0.0	0	0
OREGON STATE*	2	11	5.5	0	13	0	0	0.0	0	0
vs. Utah*	1	16	16.0	0	16	0	0	0.0	0	0
vs. Oklahoma*	4	65	16.3	1	30	0	0	0.0	0	0

*started game

CAREER HIGHS

Receptions.....10 vs. Eastern Washington (9/10/22)
Receiving Yards.....137 at Washington State (9/24/22)
Receiving Touchdowns.....1 (4x) last at Washington State (9/24/22)
Long Reception.....50, (2x) last at Washington State (9/24/22)
100-Yard Receiving Games.....1 at Washington State (9/24/22)

CAREER STATS

	PASSING							RUSHING				
	GP/GS	COMP	ATT	PCT	YDS	TD	INT	LNG	CAR	YDS	AVG	TD
2021	3/0	7	15	46.7	87	2	1	54	3	10	3.3	0
2022	2/0	6	9	66.6	68	0	1	17	1	-1	-1.0	0
TOTAL	5/0	13	24	54.2	155	2	2	54	4	9	2.3	0

2022

	PASSING							RUSHING				
	COMP	ATT	PCT	YDS	TD	INT	LNG	CAR	YDS	AVG	TD	
vs. Georgia	DID NOT PLAY											
EASTERN WASHINGTON	5	7	71.4	63	0	0	17	1	-1	-1.0	0	
BYU	1	2	50.0	5	0	1	5	0	0	0.0	0	
at Washington State	DID NOT PLAY											
STANFORD	--	--	--	--	--	--	--	--	--	--	--	
at Arizona	--	--	--	--	--	--	--	--	--	--	--	
UCLA	--	--	--	--	--	--	--	--	--	--	--	
at California	--	--	--	--	--	--	--	--	--	--	--	
at Colorado	--	--	--	--	--	--	--	--	--	--	--	
WASHINGTON	--	--	--	--	--	--	--	--	--	--	--	
UTAH	--	--	--	--	--	--	--	--	--	--	--	
at Oregon State	--	--	--	--	--	--	--	--	--	--	--	

2021

	PASSING							RUSHING				
	COMP	ATT	PCT	YDS	TD	INT	LNG	CAR	YDS	AVG	TD	
FRESNO STATE	DID NOT PLAY											
at Ohio State	DID NOT PLAY											
STONY BROOK	6	9	66.7	82	2	0	54	1	-5	-5.0	0	
ARIZONA	0	3	0.0	0	0	0	0	1	2	2.0	0	
at Stanford	DID NOT PLAY											
CALIFORNIA	DID NOT PLAY											
at UCLA	DID NOT PLAY											
COLORADO	1	3	33.3	5	0	1	5	1	13	13.0	0	
at Washington	DID NOT PLAY											
WASHINGTON STATE	DID NOT PLAY											
at Utah	DID NOT PLAY											
OREGON STATE	DID NOT PLAY											
vs. Utah	DID NOT PLAY											
vs. Oklahoma	DID NOT PLAY											

CAREER HIGHS

Completions 6 vs. Stony Brook (9/18/21)
Attempts 9 vs. Stony Brook (9/18/21)
Completion Percentage..... 71.4 (5-for-6) vs. Eastern Washington (9/10/22)
Passing Yards..... 82 vs. Stony Brook (9/18/21)
TD Passes.....2 vs. STY Brook (9/18/21)
Interceptions..... 1 vs. Colorado (10/30/21)
Long Pass.....54 vs. Stony Brook (9/18/21)
Rushes1 (4x) last vs. Eastern Washington (9/10/22)
Rushing Yards..... 13 vs. Colorado (10/30/21)
Rushing TDs None
Long Rush.....13 vs. Colorado (10/30/21)

CAREER STATS

	GP/GS	UA	A	TOT	TFL	SCK	FF	FR	INT	QBH	BRUP
2019	14/1	19	7	26	8.5-42	4.0-31	0	0-0	0-0	4	0
2020	7/6	18	13	31	3.5-7	0.0-0	0	0-0	0-0	0	0
2021	12/12	17	11	28	1.0-2	0.0-0	0	1-13	0-0	1	1
2022	4/2	0	9	9	0.5-1	0.0-0	0	0-0	1-27	0	0
TOTAL	37/21	54	40	94	13.5-52	4.0-31	0	1-13	1-27	5	1

2022

	UA	A	TOT	TFL	SCK	FF	FR	INT	QBH	BRUP
vs. Georgia	0	2	2	0.0-0	0.0-0	0	0-0	0-0	0	0
EASTERN WASHINGTON*	0	0	0	0.0-0	0.0-0	0	0-0	0-0	0	0
BYU*	0	3	3	0.0-0	0.0-0	0	0-0	0-0	0	0
at Washington State	0	4	4	0.5-1	0.0-0	0	0-0	1-27	0	0
STANFORD	--	--	--	--	--	--	--	--	--	--
at Arizona	--	--	--	--	--	--	--	--	--	--
UCLA	--	--	--	--	--	--	--	--	--	--
at California	--	--	--	--	--	--	--	--	--	--
at Colorado	--	--	--	--	--	--	--	--	--	--
WASHINGTON	--	--	--	--	--	--	--	--	--	--
UTAH	--	--	--	--	--	--	--	--	--	--
at Oregon State	--	--	--	--	--	--	--	--	--	--

2021

	UA	A	TOT	TFL	SCK	FF	FR	INT	QBH	BRUP	
FRESNO STATE*	0	2	2	0.0-0	0.0-0	0	1-13	0-0	0	0	
at Ohio State*	0	1	1	0.0-0	0.0-0	0	0-0	0-0	0	0	
STONY BROOK	DID NOT PLAY										
ARIZONA*	2	0	2	1.0-2	0.0-0	0	0-0	0-0	0	0	
at Stanford*	2	2	4	0.0-0	0.0-0	0	0-0	0-0	0	0	
CALIFORNIA	DID NOT PLAY										
at UCLA*	2	2	4	0.0-0	0.0-0	0	0-0	0-0	0	0	
COLORADO*	1	1	2	0.0-0	0.0-0	0	0-0	0-0	0	0	
at Washington*	1	0	1	0.0-0	0.0-0	0	0-0	0-0	0	0	
WASHINGTON STATE*	1	0	1	0.0-0	0.0-0	0	0-0	0-0	0	0	
at Utah*	2	2	4	0.0-0	0.0-0	0	0-0	0-0	0	1	
OREGON STATE*	1	0	1	0.0-0	0.0-0	0	0-0	0-0	1	0	
vs. Utah*	3	0	3	0.0-0	0.0-0	0	0-0	0-0	0	0	
vs. Oklahoma*	2	1	3	0.0-0	0.0-0	0	0-0	0-0	0	0	

2020

	UA	A	TOT	TFL	SCK	FF	FR	INT	QBH	BRUP
STANFORD*	2	0	2	0.0-0	0.0-0	0	0-0	0-0	0	0
at Washington State*	1	1	2	0.0-0	0.0-0	0	0-0	0-0	0	0
UCLA*	5	4	9	2.0-3	0.0-0	0	0-0	0-0	0	0
at Oregon State*	1	2	3	0.0-0	0.0-0	0	0-0	0-0	0	0
at California*	2	1	3	1.0-3	0.0-0	0	0-0	0-0	0	0
at USC	3	3	6	0.0-0	0.0-0	0	0-0	0-0	0	0
vs. Iowa State*	4	2	6	0.5-1	0.0-0	0	0-0	0-0	0	0

2019

	UA	A	TOT	TFL	SCK	FF	FR	INT	QBH	BRUP
vs. Auburn	1	0	1	1.0-1	0.0-0	0	0-0	0-0	0	0
NEVADA	3	0	3	3.0-16	2.0-14	0	0-0	0-0	1	0
MONTANA*	3	0	3	1.0-7	1.0-7	0	0-0	0-0	1	0
at Stanford	2	0	2	0.0-0	0.0-0	0	0-0	0-0	0	0
CALIFORNIA	0	1	1	0.0-0	0.0-0	0	0-0	0-0	0	0
COLORADO	2	2	4	1.5-2	0.0-0	0	0-0	0-0	2	0
at Washington	3	0	3	0.0-0	0.0-0	0	0-0	0-0	0	0
WASHINGTON STATE	1	1	2	1.0-10	1.0-10	0	0-0	0-0	0	0
at USC	1	1	2	0.0-0	0.0-0	0	0-0	0-0	0	0
ARIZONA	1	0	1	0.0-0	0.0-0	0	0-0	0-0	0	0
at Arizona State	2	1	3	1.0-6	0.0-0	0	0-0	0-0	0	0
OREGON STATE	0	0	0	0.0-0	0.0-0	0	0-0	0-0	0	0
vs. Utah	0	1	1	0.0-0	0.0-0	0	0-0	0-0	0	0
vs. Wisconsin	0	0	0	0.0-0	0.0-0	0	0-0	0-0	0	0

*started game

CAREER HIGHS

Tackles.....	9 vs. UCLA (11/21/20)
Tackles For Loss.....	3.0 vs. Nevada (9/7/19)
Sacks.....	2.0 vs. Nevada (9/7/19)
Interceptions.....	1 at Washington State (9/24/22)
Interception Return Yards.....	27 at Washington State (9/24/22)
QB Hurries.....	2 vs. Colorado (10/11/19)
Pass Breakups.....	1 at Utah (11/20/21)
Forced Fumbles.....	None
Fumble Recoveries.....	1 vs. Fresno State (9/4/21)

19 **CALEB CHAPMAN**
 Sr. » WR
 Friendswood, Texas » Clear Brook HS/Texas A&M

CAREER STATS

	GP/GS	RECEIVING				RUSHING					
		REC	YDS	AVG	TD	LNG	ATT	YDS	AVG	TD	LNG
2018 (TA&M)	2/0	0	0	0.0	0	0	0	0	0.0	0	0
2019 (TA&M)	11/1	1	6	6.0	0	6	0	0	0.0	0	0
2020 (TA&M)	3/2	14	197	14.1	3	51	0	0	0.0	0	0
2021 (TA&M)	6/2	13	210	16.2	0	53	0	0	0.0	0	0
2022	1/0	1	15	15.0	0	15	0	0	0.0	0	0
TOTAL	23/5	29	428	14.8	3	53	0	0	0.0	0	0

2022

	GP/GS	RECEIVING				RUSHING					
		REC	YDS	AVG	TD	LNG	ATT	YDS	AVG	TD	LNG
vs. Georgia											
EASTERN WASHINGTON		1	15	15.0	0	15	0	0	0.0	0	0
BYU											
at Washington State											
STANFORD		--	--	--	--	--	--	--	--	--	--
at Arizona		--	--	--	--	--	--	--	--	--	--
UCLA		--	--	--	--	--	--	--	--	--	--
at California		--	--	--	--	--	--	--	--	--	--
at Colorado		--	--	--	--	--	--	--	--	--	--
WASHINGTON		--	--	--	--	--	--	--	--	--	--
UTAH		--	--	--	--	--	--	--	--	--	--
at Oregon State		--	--	--	--	--	--	--	--	--	--

2021 (at Texas A&M)

	GP/GS	RECEIVING				RUSHING					
		REC	YDS	AVG	TD	LNG	ATT	YDS	AVG	TD	LNG
KENT STATE		4	91	22.8	0	53	0	0	0.0	0	0
vs. Colorado		1	7	7.0	0	7	0	0	0.0	0	0
NEW MEXICO											
vs. Arkansas											
MISSISSIPPI STATE											
ALABAMA											
at Missouri											
SOUTH CAROLINA*		1	4	4.0	0	4	0	0	0.0	0	0
AUBURN		3	77	25.7	0	49	0	0	0.0	0	0
at Ole Miss		3	22	7.3	0	8	0	0	0.0	0	0
PRAIRIE VIEW*		1	9	9.0	0	9	0	0	0.0	0	0
at LSU											

2020 (at Texas A&M)

	GP/GS	RECEIVING				RUSHING					
		REC	YDS	AVG	TD	LNG	ATT	YDS	AVG	TD	LNG
VANDERBILT*		4	40	10.0	1	17	0	0	0.0	0	0
at Alabama		1	6	6.0	0	6	0	0	0.0	0	0
FLORIDA*		9	151	16.8	2	51	0	0	0.0	0	0
at Mississippi State											
ARKANSAS											
at South Carolina											
LSU											
at Auburn											
at Tennessee											
vs. North Carolina											

2019 (at Texas A&M)

	GP/GS	RECEIVING				RUSHING					
		REC	YDS	AVG	TD	LNG	ATT	YDS	AVG	TD	LNG
TEXAS STATE*		0	0	0.0	0	0	0	0	0.0	0	0
at Clemson		0	0	0.0	0	0	0	0	0.0	0	0
LAMAR		0	0	0.0	0	0	0	0	0.0	0	0
AUBURN		0	0	0.0	0	0	0	0	0.0	0	0
vs. Arkansas											
ALABAMA											
at Ole Miss		0	0	0.0	0	0	0	0	0.0	0	0
Mississippi State		0	0	0.0	0	0	0	0	0.0	0	0
UTSA		1	6	6.0	0	6	0	0	0.0	0	0
SOUTH CAROLINA		0	0	0.0	0	0	0	0	0.0	0	0
at Georgia		0	0	0.0	0	0	0	0	0.0	0	0
at LSU		0	0	0.0	0	0	0	0	0.0	0	0
vs. Oklahoma State		0	0	0.0	0	0	0	0	0.0	0	0

*started game

CAREER HIGHS

Receptions.....	9 vs. Florida (10/10/20)
Receiving Yards.....	151 vs. Florida (10/10/20)
Receiving Touchdowns.....	2 vs. Florida (10/10/20)
Long Reception.....	53 vs. Kent State (9/4/21)
100-Yard Receiving Games.....	1 vs. Florida (10/10/20)

19 JAMAL HILL
 Jr. » DB
 Rex, Ga. » Morrow HS

CAREER STATS

	GP/GS	UA	A	TOT	TFL	SCK	FF	FR	INT	QBH	BRUP
2019	14/0	5	1	6	0.0-0	0.0-0	0	0-0	0-0	0	0
2020	6/6	14	6	20	0.0-0	0.0-0	0	0-0	2-0	0	4
2021	13/7	28	10	38	0.0-0	0.0-0	1	0-0	0-0	3	4
2022	4/2	14	4	18	0.0-0	0.0-0	0	0-0	0-0	0	1
TOTAL	37/15	61	21	82	0.0-0	0.0-0	1	0-0	2-0	3	9

2022

	UA	A	TOT	TFL	SCK	FF	FR	INT	QBH	BRUP
vs. Georgia*	9	2	11	0.0-0	0.0-0	0	0-0	0-0	0	0
EASTERN WASHINGTON	0	0	0	0.0-0	0.0-0	0	0-0	0-0	0	0
BYU	3	1	4	0.0-0	0.0-0	0	0-0	0-0	0	0
at Washington State*	2	1	3	0.0-0	0.0-0	0	0-0	0-0	0	1
STANFORD	--	--	--	--	--	--	--	--	--	--
at Arizona	--	--	--	--	--	--	--	--	--	--
UCLA	--	--	--	--	--	--	--	--	--	--
at California	--	--	--	--	--	--	--	--	--	--
at Colorado	--	--	--	--	--	--	--	--	--	--
WASHINGTON	--	--	--	--	--	--	--	--	--	--
UTAH	--	--	--	--	--	--	--	--	--	--
at Oregon State	--	--	--	--	--	--	--	--	--	--

2021

	UA	A	TOT	TFL	SCK	FF	FR	INT	QBH	BRUP	
FRESNO STATE	DID NOT PLAY										
at Ohio State	1	0	1	0.0-0	0.0-0	0	0-0	0-0	0	0	
STONY BROOK*	0	2	2	0.0-0	0.0-0	0	0-0	0-0	0	0	
ARIZONA	2	0	2	0.0-0	0.0-0	0	0-0	0-0	0	0	
at Stanford*	7	1	8	0.0-0	0.0-0	0	0-0	0-0	0	0	
CALIFORNIA*	2	2	4	0.0-0	0.0-0	0	0-0	0-0	1	1	
at UCLA	2	0	2	0.0-0	0.0-0	0	0-0	0-0	0	1	
COLORADO*	2	1	3	0.0-0	0.0-0	0	0-0	0-0	1	0	
at Washington*	2	0	2	0.0-0	0.0-0	0	0-0	0-0	0	0	
WASHINGTON STATE*	4	3	7	0.0-0	0.0-0	1	0-0	0-0	0	1	
at Utah	1	0	1	0.0-0	0.0-0	0	0-0	0-0	0	0	
OREGON STATE*	2	0	2	0.0-0	0.0-0	0	0-0	0-0	0	1	
vs. Utah	1	0	1	0.0-0	0.0-0	0	0-0	0-0	0	0	
vs. Oklahoma	2	1	3	0.0-0	0.0-0	0	0-0	0-0	1	0	

2020

	UA	A	TOT	TFL	SCK	FF	FR	INT	QBH	BRUP	
STANFORD*	1	2	3	0.0-0	0.0-0	0	0-0	0-0	0	0	
at Washington State*	2	1	3	0.0-0	0.0-0	0	0-0	0-0	0	0	
UCLA*	1	0	1	0.0-0	0.0-0	0	0-0	0-0	0	4	
at Oregon State	DID NOT PLAY										
at California*	3	1	4	0.0-0	0.0-0	0	0-0	0-0	0	0	
at USC*	3	2	5	0.0-0	0.0-0	0	0-0	2-0	0	0	
vs. Iowa State*	4	0	4	0.0-0	0.0-0	0	0-0	0-0	0	0	

2019

	UA	A	TOT	TFL	SCK	FF	FR	INT	QBH	BRUP
vs. Auburn	0	0	0	0.0-0	0.0-0	0	0-0	0-0	0	0
NEVADA	0	0	0	0.0-0	0.0-0	0	0-0	0-0	0	0
MONTANA	1	1	2	0.0-0	0.0-0	0	0-0	0-0	0	0
at Stanford	1	0	1	0.0-0	0.0-0	0	0-0	0-0	0	0
CALIFORNIA	0	0	0	0.0-0	0.0-0	0	0-0	0-0	0	0
COLORADO	1	0	1	0.0-0	0.0-0	0	0-0	0-0	0	0
at Washington	0	0	0	0.0-0	0.0-0	0	0-0	0-0	0	0
WASHINGTON STATE	1	0	1	0.0-0	0.0-0	0	0-0	0-0	0	0
at USC	0	0	0	0.0-0	0.0-0	0	0-0	0-0	0	0
ARIZONA	1	0	1	0.0-0	0.0-0	0	0-0	0-0	0	0
at Arizona State	0	0	0	0.0-0	0.0-0	0	0-0	0-0	0	0
OREGON STATE	0	0	0	0.0-0	0.0-0	0	0-0	0-0	0	0
vs. Utah	0	0	0	0.0-0	0.0-0	0	0-0	0-0	0	0
vs. Wisconsin	0	0	0	0.0-0	0.0-0	0	0-0	0-0	0	0

*started game

CAREER HIGHS

Tackles.....	11 vs. Georgia (9/3/22)
Tackles For Loss.....	None
Sacks.....	None
Interceptions.....	2 at USC (12/18/20)
Interception Return Yards.....	None
QB Hurries.....	1 (3x) last vs. Oklahoma (12/29/21)
Pass Breakups.....	4 vs. UCLA (11/21/20)
Forced Fumbles.....	1 vs. Washington State (11/13/21)
Fumble Recoveries.....	None

21 BYRON CARDWELL
So. » RB
San Diego, Calif. » Morse HS

22 NOAH WHITTINGTON
So. » RB
Fort Valley, Ga. » Peach County HS/Western Kentucky

CAREER STATS

	GP/GS	RUSHING					RECEIVING				
		ATT	YDS	AVG	TD	LNG	REC	YDS	AVG	TD	LNG
2021	14/0	61	417	6.8	3	34	4	3	0.8	0	6
2022	2/0	11	76	6.9	1	16	4	34	8.5	1	13
TOTAL	16/0	72	493	6.8	4	34	8	37	4.6	1	13

2022

	GP/GS	RUSHING					RECEIVING				
		ATT	YDS	AVG	TD	LNG	REC	YDS	AVG	TD	LNG
vs. Georgia		4	28	7.0	0	16	2	8	5.0	0	6
EASTERN WASHINGTON		7	48	6.9	1	11	2	26	13.0	1	13
BYU		DID NOT PLAY									
at Washington State		DID NOT PLAY									
STANFORD		--	--	--	--	--	--	--	--	--	--
at Arizona		--	--	--	--	--	--	--	--	--	--
UCLA		--	--	--	--	--	--	--	--	--	--
at California		--	--	--	--	--	--	--	--	--	--
at Colorado		--	--	--	--	--	--	--	--	--	--
WASHINGTON		--	--	--	--	--	--	--	--	--	--
UTAH		--	--	--	--	--	--	--	--	--	--
at Oregon State		--	--	--	--	--	--	--	--	--	--

2021

	GP/GS	RUSHING					RECEIVING				
		ATT	YDS	AVG	TD	LNG	REC	YDS	AVG	TD	LNG
FRESNO STATE		0	0	0.0	0	0	0	0	0.0	0	0
at Ohio State		0	0	0.0	0	0	0	0	0.0	0	0
STONY BROOK		3	17	5.7	0	8	0	0	0.0	0	0
ARIZONA		0	0	0.0	0	0	0	0	0.0	0	0
at Stanford		3	5	1.7	0	3	0	0	0.0	0	0
CALIFORNIA		2	19	9.5	0	12	0	0	0.0	0	0
at UCLA		1	-1	-1.0	0	0	0	0	0.0	0	0
COLORADO		7	127	18.1	1	34	0	0	0.0	0	0
at Washington		16	55	3.4	0	10	1	-4	-4.0	0	0
WASHINGTON STATE		9	98	10.9	2	27	0	0	0.0	0	0
at Utah		7	35	5.0	0	13	1	-1	-1.0	0	0
OREGON STATE		6	43	7.2	0	31	0	0	0.0	0	0
vs. Utah		1	2	2.0	0	2	1	6	6.0	0	6
vs. Oklahoma		6	17	2.8	0	8	1	2	2.0	0	2

CAREER HIGHS

Rushes16 at Washington (11/6/21)
 Rushing Yards.....127 vs. Colorado (10/30/21)
 Rushing TDs2 vs. Washington State (11/13/21)
 Long Rush.....34 vs. Colorado (10/30/21)
 100-Yard Games.....1 vs. Colorado (10/30/21)
 Receptions.....2 (2x) last vs. Eastern Washington (9/10/22)
 Receiving Yards.....26 vs. Eastern Washington (9/10/22)
 Receiving TDs1 vs. Eastern Washington (9/10/22)
 Long Reception13 vs. Eastern Washington (9/10/22)
 All-Purpose Yards127 vs. Colorado (10/30/21)

CAREER STATS

	GP/GS	RUSHING					RECEIVING				
		ATT	YDS	AVG	TD	LNG	REC	YDS	AVG	TD	LNG
2020 (WKU)	12/0	16	39	2.4	0	15	3	5	1.7	0	7
2021 (WKU)	12/7	101	617	6.1	2	86	12	58	4.8	0	20
2022	4/1	35	178	5.1	1	20	3	19	6.3	0	9
TOTAL	28/8	152	834	5.5	3	86	17	79	4.7	0	20

2022

	GP/GS	RUSHING					RECEIVING				
		ATT	YDS	AVG	TD	LNG	REC	YDS	AVG	TD	LNG
vs. Georgia		3	14	4.7	0	11	1	7	7.0	0	7
EASTERN WASHINGTON*		8	29	3.6	1	20	1	9	9.0	0	9
BYU		13	66	5.1	0	12	1	3	3.0	0	3
at Washington State		11	69	6.3	0	18	0	0	0.0	0	0
STANFORD		--	--	--	--	--	--	--	--	--	--
at Arizona		--	--	--	--	--	--	--	--	--	--
UCLA		--	--	--	--	--	--	--	--	--	--
at California		--	--	--	--	--	--	--	--	--	--
at Colorado		--	--	--	--	--	--	--	--	--	--
WASHINGTON		--	--	--	--	--	--	--	--	--	--
UTAH		--	--	--	--	--	--	--	--	--	--
at Oregon State		--	--	--	--	--	--	--	--	--	--

2021 (at Western Kentucky)

	GP/GS	RUSHING					RECEIVING				
		ATT	YDS	AVG	TD	LNG	REC	YDS	AVG	TD	LNG
UT MARTIN		DID NOT PLAY									
at Army*		8	33	4.1	0	13	1	8	8.0	0	8
INDIANA*		6	41	6.8	0	13	1	4	4.0	0	4
at Michigan State		7	37	5.3	0	9	1	6	6.0	0	6
UTSA*		8	49	6.1	0	11	1	4	4.0	0	4
at Old Dominion*		4	24	6.0	0	8	0	0	0.0	0	0
at FIU		DID NOT PLAY									
CHARLOTTE		10	66	6.6	1	22	1	8	8.0	0	8
MIDDLE TENNESSEE		17	67	3.9	0	12	2	20	10.0	0	20
at Rice		7	20	2.9	0	6	0	0	0.0	0	0
FLORIDA ATLANTIC		9	46	5.1	0	11	1	0	0.0	0	0
at Marshall*		14	69	4.9	0	11	1	-1	-1.0	0	0
at UTSA*		4	15	3.8	0	8	2	11	5.5	0	7
vs. Appalachian State*		7	150	21.4	1	86	1	-2	-2.0	0	0

2020 (at Western Kentucky)

	GP/GS	RUSHING					RECEIVING				
		ATT	YDS	AVG	TD	LNG	REC	YDS	AVG	TD	LNG
at Louisville		5	16	3.2	0	15	0	0	0.0	0	0
LIBERTY		2	0	0.0	0	6	0	0	0.0	0	0
at Middle Tennessee		0	0	0.0	0	0	0	0	0.0	0	0
MARSHALL		1	1	1.0	0	1	0	0	0.0	0	0
at UAB		4	8	2.0	0	3	2	6	3.0	0	7
CHATTANOOGA		0	0	0.0	0	0	0	0	0.0	0	0
at BYU		2	5	2.5	0	4	0	0	0.0	0	0
at Florida Atlantic		1	-1	-1.0	0	0	0	0	0.0	0	0
SOUTHERN MISS		0	0	0.0	0	0	0	0	0.0	0	0
FIU		0	0	0.0	0	0	0	0	0.0	0	0
at Charlotte		1	10	10.0	0	10	0	0	0.0	0	0
vs. Georgia State		0	0	0.0	0	0	1	-1	-1.0	0	0

*started game

CAREER HIGHS

Rushes17 vs. Middle Tennessee (11/6/21)
 Rushing Yards.....150 vs. Appalachian State (12/18/21)
 Rushing TDs1 (2x) last vs. Appalachian State (12/18/21)
 Long Rush.....86 vs. Appalachian State (12/18/21)
 100-Yard Games.....1 vs. Appalachian State (12/18/21)
 Receptions.....2 (2x) last at UTSA (12/3/21)
 Receiving Yards.....20 vs. Middle Tennessee (11/6/21)
 Receiving TDsNone
 Long Reception20 vs. Middle Tennessee (11/6/21)
 All-Purpose Yards148 vs. Appalachian State (12/18/21)

23 CHASE COTA
 Sr. » WR
 Medford, Ore. » South Medford HS/UCLA

CAREER STATS

	GP/GS	RECEIVING				PUNT RETURN					
		REC	YDS	AVG	TD	LNG	ATT	YDS	AVG	TD	LNG
2018 (UCLA)	12/1	13	168	12.9	0	33	0	0	0.0	0	0
2019 (UCLA)	12/10	25	350	14.0	3	61	0	0	0.0	0	0
2020 (UCLA)	7/5	11	79	7.2	2	23	0	0	0.0	0	0
2021 (UCLA)	12/10	18	286	15.9	1	45	0	0	0.0	0	0
2022	4/4	14	163	11.6	0	22	1	15	15.0	0	15
TOTAL	47/30	81	1,046	12.9	6	61	0	0	0.0	0	0

2022

	RECEIVING				PUNT RETURN					
	REC	YDS	AVG	TD	LNG	ATT	YDS	AVG	TD	LNG
vs. Georgia*	3	24	8.0	0	12	0	0	0.0	0	0
EASTERN WASHINGTON*	2	17	8.5	0	9	1	15	15.0	0	15
BYU*	2	38	19.0	0	22	0	0	0.0	0	0
at Washington State*	7	84	12.0	0	22	0	0	0.0	0	0
STANFORD	--	--	--	--	--	--	--	--	--	--
at Arizona	--	--	--	--	--	--	--	--	--	--
UCLA	--	--	--	--	--	--	--	--	--	--
at California	--	--	--	--	--	--	--	--	--	--
at Colorado	--	--	--	--	--	--	--	--	--	--
WASHINGTON	--	--	--	--	--	--	--	--	--	--
UTAH	--	--	--	--	--	--	--	--	--	--
at Oregon State	--	--	--	--	--	--	--	--	--	--

2021 (at UCLA)

	RECEIVING				RUSHING					
	REC	YDS	AVG	TD	LNG	ATT	YDS	AVG	TD	LNG
HAWAII*	0	0	0.0	0	0	0	0	0.0	0	0
LSU*	1	14	14.0	1	14	0	0	0.0	0	0
FRESNO STATE*	1	45	45.0	0	45	0	0	0.0	0	0
at Stanford*	0	0	0.0	0	0	0	0	0.0	0	0
ARIZONA STATE*	4	36	9.0	0	14	0	0	0.0	0	0
at Arizona*	0	0	0.0	0	0	0	0	0.0	0	0
at Washington*	3	60	20.0	0	27	0	0	0.0	0	0
OREGON	3	26	8.7	0	12	0	0	0.0	0	0
at Utah	3	62	20.7	0	41	0	0	0.0	0	0
COLORADO*	3	43	14.3	0	18	0	0	0.0	0	0
at USC*	0	0	0.0	0	0	0	0	0.0	0	0
CALIFORNIA*	0	0	0.0	0	0	0	0	0.0	0	0

2020 (at UCLA)

	RECEIVING				RUSHING					
	REC	YDS	AVG	TD	LNG	ATT	YDS	AVG	TD	LNG
at Colorado*	1	5	5.0	0	5	0	0	0.0	0	0
CALIFORNIA*	1	6	6.0	1	6	0	0	0.0	0	0
at Oregon*	2	21	10.5	0	12	0	0	0.0	0	0
ARIZONA*	0	0	0.0	0	0	0	0	0.0	0	0
at Arizona State*	0	0	0.0	0	0	0	0	0.0	0	0
USC	5	11	2.2	0	4	0	0	0.0	0	0
STANFORD	2	36	18.0	1	23	0	0	0.0	0	0

2019 (at UCLA)

	RECEIVING				RUSHING					
	REC	YDS	AVG	TD	LNG	ATT	YDS	AVG	TD	LNG
at Cincinnati*	1	7	7.0	1	7	0	0	0.0	0	0
SAN DIEGO STATE	1	3	3.0	0	3	0	0	0.0	0	0
OKLAHOMA	1	11	11.0	0	11	0	0	0.0	0	0
at Washington State*	4	147	36.8	1	61	0	0	0.0	0	0
at Arizona*	2	22	11.0	0	15	0	0	0.0	0	0
OREGON STATE*	3	17	5.7	0	6	0	0	0.0	0	0
at Stanford*	0	0	0.0	0	0	0	0	0.0	0	0
ARIZONA STATE*	1	21	21.0	0	21	0	0	0.0	0	0
COLORADO*	2	18	9.0	0	18	0	0	0.0	0	0
at Utah*	1	10	10.0	0	10	0	0	0.0	0	0
at USC*	3	24	8.0	1	10	0	0	0.0	0	0
CALIFORNIA*	6	70	11.7	0	21	0	0	0.0	0	0

2018 (at UCLA)

	RECEIVING				RUSHING					
	REC	YDS	AVG	TD	LNG	ATT	YDS	AVG	TD	LNG
CINCINNATI	1	13	13.0	0	13	0	0	0.0	0	0
at Oklahoma	4	45	11.3	0	21	0	0	0.0	0	0
FRESNO STATE	2	40	20.0	0	33	0	0	0.0	0	0
at Colorado	0	0	0.0	0	0	0	0	0.0	0	0
WASHINGTON	0	0	0.0	0	0	0	0	0.0	0	0
at California	0	0	0.0	0	0	0	0	0.0	0	0
ARIZONA	0	0	0.0	0	0	0	0	0.0	0	0
UTAH	0	0	0.0	0	0	0	0	0.0	0	0
at Oregon	0	0	0.0	0	0	0	0	0.0	0	0
at Arizona State	3	32	10.7	0	12	0	0	0.0	0	0
USC*	0	0	0.0	0	0	0	0	0.0	0	0
STANFORD	3	38	12.7	0	19	0	0	0.0	0	0

*started game

CAREER HIGHS

Receptions..... 7 at Washington State (9/24/22)
 Receiving Yards..... 147 at Washington State (9/21/19)
 Receiving Touchdowns..... 1 (6x) last vs. LSU (9/4/21)
 Long Reception..... 61 at Washington State (9/21/19)
 100-Yard Receiving Games..... 1 at Washington State (9/21/19)

JEFFREY BASSA
So. » ILB
West Valley City, Utah » Kearns HS

BRADYN SWINSON
So. » DE
Douglasville, Ga. » Chapel Hill HS

CAREER STATS

	GP/GS	UA	A	TOT	TFL	SCK	FF	FR	INT	QBH	BRUP
2021	14/7	29	19	48	3.5-9	1.0-3	0	0-0	0-0	1	1
2022	4/1	10	9	19	1.0-3	0.0-0	0	0-0	0-0	0	0
TOTAL	18/8	39	28	67	4.5-12	1.0-3	0	0-0	0-0	1	1

2022

	UA	A	TOT	TFL	SCK	FF	FR	INT	QBH	BRUP
vs. Georgia	3	0	3	0.0-0	0.0-0	0	0-0	0-0	0	0
EASTERN WASHINGTON	1	0	1	0.0-0	0.0-0	0	0-0	0-0	0	0
BYU	3	2	5	0.0-0	0.0-0	0	0-0	0-0	0	0
at Washington State*	3	7	10	1.0-3	0.0-0	0	0-0	0-0	0	0
STANFORD	--	--	--	--	--	--	--	--	--	--
at Arizona	--	--	--	--	--	--	--	--	--	--
UCLA	--	--	--	--	--	--	--	--	--	--
at California	--	--	--	--	--	--	--	--	--	--
at Colorado	--	--	--	--	--	--	--	--	--	--
WASHINGTON	--	--	--	--	--	--	--	--	--	--
UTAH	--	--	--	--	--	--	--	--	--	--
at Oregon State	--	--	--	--	--	--	--	--	--	--

2021

	UA	A	TOT	TFL	SCK	FF	FR	INT	QBH	BRUP
FRESNO STATE	0	0	0	0.0-0	0.0-0	0	0-0	0-0	0	0
at Ohio State	0	0	0	0.0-0	0.0-0	0	0-0	0-0	0	0
STONY BROOK	1	1	2	0.0-0	0.0-0	0	0-0	0-0	0	0
ARIZONA	0	0	0	0.0-0	0.0-0	0	0-0	0-0	0	0
at Stanford	1	0	1	0.0-0	0.0-0	0	0-0	0-0	0	0
CALIFORNIA*	2	1	3	0.0-0	0.0-0	0	0-0	0-0	0	0
at UCLA*	2	4	6	0.5-1	0.0-0	0	0-0	0-0	0	0
COLORADO*	3	3	6	1.5-4	0.0-0	0	0-0	0-0	0	0
at Washington*	4	2	6	1.5-4	1.0-3	0	0-0	0-0	0	0
WASHINGTON STATE*	3	1	4	0.0-0	0.0-0	0	0-0	0-0	1	0
at Utah*	4	3	7	0.0-0	0.0-0	0	0-0	0-0	0	0
OREGON STATE*	1	0	1	0.0-0	0.0-0	0	0-0	0-0	0	0
vs. Utah	3	0	3	0.0-0	0.0-0	0	0-0	0-0	0	0
vs. Oklahoma	5	4	9	0.0-0	0.0-0	0	0-0	0-0	0	0

*started game

CAREER HIGHS

Tackles.....10 at Washington State (9/24/22)
 Tackles For Loss.....1.5 (2x) at Washington (11/6/21)
 Sacks.....1.0 at Washington (11/6/21)
 Interceptions.....None
 Interception Return Yards.....None
 QB Hurries.....1 vs. Washington State (11/13/21)
 Pass Breakups.....1 at Washington (11/6/21)
 Forced Fumbles.....None
 Fumble Recoveries.....None

CAREER STATS

	GP/GS	UA	A	TOT	TFL	SCK	FF	FR	INT	QBH	BRUP
2020	7/0	2	1	3	0.0-0	0.0-0	0	0-0	0-0	0	1
2021	11/1	14	10	24	4.0-24	3.0-23	1	0-0	0-0	1	2
2022	4/0	1	2	3	0.5-1	0.0-0	0	0-0	0-0	0	0
TOTAL	22/1	17	13	30	4.5-24	3.0-23	1	0-0	0-0	1	3

2022

	UA	A	TOT	TFL	SCK	FF	FR	INT	QBH	BRUP
vs. Georgia	0	0	0	0.0-0	0.0-0	0	0-0	0-0	0	0
EASTERN WASHINGTON	0	0	0	0.0-0	0.0-0	0	0-0	0-0	0	0
BYU	1	1	2	0.5-1	0.0-0	0	0-0	0-0	0	0
at Washington State	0	0	0	0.0-0	0.0-0	0	0-0	0-0	0	0
STANFORD	--	--	--	--	--	--	--	--	--	--
at Arizona	--	--	--	--	--	--	--	--	--	--
UCLA	--	--	--	--	--	--	--	--	--	--
at California	--	--	--	--	--	--	--	--	--	--
at Colorado	--	--	--	--	--	--	--	--	--	--
WASHINGTON	--	--	--	--	--	--	--	--	--	--
UTAH	--	--	--	--	--	--	--	--	--	--
at Oregon State	--	--	--	--	--	--	--	--	--	--

2021

	UA	A	TOT	TFL	SCK	FF	FR	INT	QBH	BRUP
FRESNO STATE	1	4	5	1.0-14	1.0-14	0	0-0	0-0	0	0
at Ohio State	4	1	5	1.0-8	1.0-8	0	0-0	0-0	0	1
STONY BROOK*										
ARIZONA										
at Stanford										
CALIFORNIA*	2	1	3	0.0-0	0.0-0	0	0-0	0-0	0	1
at UCLA	2	0	2	1.0-1	1.0-1	1	0-0	0-0	0	0
COLORADO	2	1	3	0.0-0	0.0-0	0	0-0	0-0	1	0
at Washington	0	1	1	0.0-0	0.0-0	0	0-0	0-0	0	0
WASHINGTON STATE	2	1	3	1.0-1	0.0-0	0	0-0	0-0	0	0
at Utah	0	0	0	0.0-0	0.0-0	0	0-0	0-0	0	0
OREGON STATE	0	0	0	0.0-0	0.0-0	0	0-0	0-0	0	0
vs. Utah	1	0	1	0.0-0	0.0-0	0	0-0	0-0	0	0
vs. Oklahoma	0	1	1	0.0-0	0.0-0	0	0-0	0-0	0	0

2020

	UA	A	TOT	TFL	SCK	FF	FR	INT	QBH	BRUP
STANFORD	0	0	0	0.0-0	0.0-0	0	0-0	0-0	0	0
at Washington State	0	0	0	0.0-0	0.0-0	0	0-0	0-0	0	0
UCLA	0	1	1	0.0-0	0.0-0	0	0-0	0-0	0	0
at Oregon State	1	0	1	0.0-0	0.0-0	0	0-0	0-0	0	0
at California	0	0	0	0.0-0	0.0-0	0	0-0	0-0	0	0
at USC	1	0	1	0.0-0	0.0-0	0	0-0	0-0	0	1
vs. Iowa State	0	0	0	0.0-0	0.0-0	0	0-0	0-0	0	0

CAREER HIGHS

Tackles.....5 (2x) last at Ohio State (9/11/21)
 Tackles For Loss.....1.0 (4x) last vs. Washington State (11/13/21)
 Sacks.....1.0 (3x) last at UCLA (10/23/21)
 Interceptions.....None
 Interception Return Yards.....None
 QB Hurries.....1 vs. Colorado (10/30/21)
 Pass Breakups.....1 (3x) last vs. California (10/15/21)
 Forced Fumbles.....1 at UCLA (10/23/21)
 Fumble Recoveries.....None

48 TREVEN MA'AE
So. » DL
Kapolei, Hawaii » Bishop Gorman HS (Nev.)

CAREER STATS

	GP/GS	UA	A	TOT	TFL	SCK	FF	FR	INT	QBH	BRUP
2020	2/0	0	0	0	0.0-0	0.0-0	0	0-0	0-0	0	0
2021	14/2	6	14	20	2.0-5	1.5-4	0	0-0	0-0	2	0
2022	4/0	3	2	5	1.0-8	1.0-8	0	0-0	0-0	0	1
TOTAL	20/2	9	16	25	3.0-13	2.5-12	0	0-0	0-0	2	1

2022

	UA	A	TOT	TFL	SCK	FF	FR	INT	QBH	BRUP
vs. Georgia	0	0	0	0.0-0	0.0-0	0	0-0	0-0	0	1
EASTERN WASHINGTON	2	0	2	0.0-0	0.0-0	0	0-0	0-0	0	0
BYU	0	2	2	0.0-0	0.0-0	0	0-0	0-0	0	0
at Washington State	1	0	1	1.0-8	1.0-8	0	0-0	0-0	0	0
STANFORD	--	--	--	--	--	--	--	--	--	--
at Arizona	--	--	--	--	--	--	--	--	--	--
UCLA	--	--	--	--	--	--	--	--	--	--
at California	--	--	--	--	--	--	--	--	--	--
at Colorado	--	--	--	--	--	--	--	--	--	--
WASHINGTON	--	--	--	--	--	--	--	--	--	--
UTAH	--	--	--	--	--	--	--	--	--	--
at Oregon State	--	--	--	--	--	--	--	--	--	--

2021

	UA	A	TOT	TFL	SCK	FF	FR	INT	QBH	BRUP
FRESNO STATE	0	3	3	0.0-0	0.0-0	0	0-0	0-0	0	0
at Ohio State	0	2	2	0.0-0	0.0-0	0	0-0	0-0	0	0
STONY BROOK*	0	1	1	0.0-0	0.0-0	0	0-0	0-0	0	0
ARIZONA	3	0	3	1.0-3	1.0-3	0	0-0	0-0	1	0
at Stanford	0	0	0	0.0-0	0.0-0	0	0-0	0-0	1	0
CALIFORNIA*	0	3	3	0.5-1	0.0-0	0	0-0	0-0	0	0
at UCLA	1	1	2	0.0-0	0.0-0	0	0-0	0-0	0	0
COLORADO	1	2	3	0.5-1	0.5-1	0	0-0	0-0	0	0
at Washington	0	1	1	0.0-0	0.0-0	0	0-0	0-0	0	0
WASHINGTON STATE	0	0	0	0.0-0	0.0-0	0	0-0	0-0	0	0
at Utah	0	1	1	0.0-0	0.0-0	0	0-0	0-0	0	0
OREGON STATE	0	0	0	0.0-0	0.0-0	0	0-0	0-0	0	0
vs. Utah	0	0	0	0.0-0	0.0-0	0	0-0	0-0	0	0
vs. Oklahoma	1	0	1	0.0-0	0.0-0	0	0-0	0-0	0	0

2020

	UA	A	TOT	TFL	SCK	FF	FR	INT	QBH	BRUP
STANFORD										
at Washington State										
UCLA										
at Oregon State										
at California	0	0	0	0.0-0	0.0-0	0	0-0	0-0	0	0
at USC										
vs. Iowa State	0	0	0	0.0-0	0.0-0	0	0-0	0-0	0	0

CAREER HIGHS

Tackles 3 (4x) last vs. Colorado (10/30/21)
 Tackles For Loss 1.0 (2x) last at Washington State (9/24/22)
 Sacks 1.0 (2x) last at Washington State (9/24/22)
 Interceptions None
 Interception Return Yards None
 QB Hurries 1 (2x) last at Stanford (10/2/21)
 Pass Breakups 1 vs. Georgia (9/3/22)
 Forced Fumbles None
 Fumble Recoveries None

49 CAMDEN LEWIS
Jr. » K
Charlotte, N.C. » Hough HS

CAREER STATS

	GP/GS	KICKING			KICKOFFS				TB	
		FGM	FGA	PCT	LNG	XP-XPA	ATT	YDS		AVG
2019	14/0	9	14	.643	40	57-59	88	5,224	59.4	27
2020	7/0	1	4	.250	23	15-15	39	2,248	57.6	6
2021	14/0	13	16	.813	49	55-56	79	4,791	60.6	35
2022	4/0	6	6	1.000	35	18-18	10	645	64.5	6
TOTAL	39/0	29	40	.725	49	145-148	216	12,946	59.9	74

2022

	GP/GS	KICKING			KICKOFFS				TB	
		FGM	FGA	PCT	LNG	XP-XPA	ATT	YDS		AVG
vs. Georgia		1	1	1.000	35	127-130	--	--	--	--
EASTERN WASHINGTON		0	0	.000	0	10-10	10	645	64.5	6
BYU		2	2	1.000	28	5-5	--	--	--	--
at Washington State		3	3	1.000	29	3-3	--	--	--	--
STANFORD		--	--	--	--	--	--	--	--	--
at Arizona		--	--	--	--	--	--	--	--	--
UCLA		--	--	--	--	--	--	--	--	--
at California		--	--	--	--	--	--	--	--	--
at Colorado		--	--	--	--	--	--	--	--	--
WASHINGTON		--	--	--	--	--	--	--	--	--
UTAH		--	--	--	--	--	--	--	--	--
at Oregon State		--	--	--	--	--	--	--	--	--

2021

	GP/GS	KICKING			KICKOFFS				TB	
		FGM	FGA	PCT	LNG	XP-XPA	ATT	YDS		AVG
FRESNO STATE		1	1	1.000	25	4-4	6	361	60.2	4
at Ohio State		0	0	.000	0	5-5	6	381	63.5	4
STONY BROOK		2	2	1.000	40	6-6	9	565	62.8	5
ARIZONA		2	2	1.000	43	5-5	9	574	63.8	1
at Stanford		1	1	1.000	22	3-3	5	324	64.8	3
CALIFORNIA		1	1	1.000	49	5-5	5	320	64.0	3
at UCLA		0	0	.000	0	4-5	6	370	61.7	5
COLORADO		1	1	1.000	27	7-7	8	506	63.3	1
at Washington		1	1	1.000	46	3-3	6	321	53.5	1
WASHINGTON STATE		1	1	1.000	22	5-5	7	445	63.6	2
at Utah		0	2	.000	0	1-1	2	130	65.0	0
OREGON STATE		1	1	1.000	36	5-5	7	390	55.7	5
vs. Utah		1	2	.500	42	1-1	3	142	47.3	1
vs. Oklahoma		1	1	1.000	24	3-3	0	0	0.0	0

2020

	GP/GS	KICKING			KICKOFFS				TB	
		FGM	FGA	PCT	LNG	XP-XPA	ATT	YDS		AVG
STANFORD		0	1	.000	0	5-5	6	380	63.3	2
at Washington St		0	1	.000	0	5-5	7	384	54.9	1
UCLA		1	2	.500	23	5-5	6	354	59.0	0
at Oregon St.		0	0	.000	0	0	7	383	54.7	0
at California		0	0	.000	0	0	4	210	52.5	2
at USC		0	0	.000	0	0	6	371	61.8	0
vs. Iowa State		0	0	.000	0	0	3	166	55.3	1

2019

	GP/GS	KICKING			KICKOFFS				TB	
		FGM	FGA	PCT	LNG	XP-XPA	ATT	YDS		AVG
vs. Auburn		0	1	.000	0	2-2	4	260	65.0	3
NEVADA		0	0	.000	0	5-5	12	643	53.6	4
MONTANA		0	0	.000	0	5-5	6	356	59.3	1
at Stanford		0	1	.000	0	3-3	4	254	63.5	1
CALIFORNIA		1	2	.500	28	2-2	4	235	58.8	1
COLORADO		1	1	1.000	32	6-6	8	456	57.0	0
at Washington		0	0	.000	0	5-5	6	367	61.2	3
WASHINGTON STATE		3	3	1.000	40	2-3	7	442	63.1	0
at USC		0	0	.000	0	8-8	9	580	64.4	4
ARIZONA		0	1	.000	0	4-5	6	328	54.7	0
at Arizona State		0	0	.000	0	4-4	4	235	58.8	3
OREGON STATE		1	2	.500	32	3-3	5	280	56.0	1
vs. Utah		3	3	1.000	30	4-4	8	489	61.1	5
vs. Wisconsin		0	0	.000	0	4-4	5	299	59.8	1

CAREER HIGHS

Field Goals Made 3 (3x) last at Washington State (9/24/22)
 Field Goals Attempted 3 (3x) last at Washington State (9/24/22)
 Long Field Goal..... 49 vs. California (10/15/21)
 PATs Made.....10 vs. Eastern Washington (9/10/22)
 Touchbacks..... 6 vs. Eastern Washington (9/10/22)

SS TAKI TAIMANI
 Jr. » DL
 Salt Lake City, Utah » East HS/Washington

CAREER STATS

	GP/GS	UA	A	TOT	TFL	SCK	FF	FR	INT	QBH	BRUP
2018 (WASH)	1/0	1	1	2	0.0-0	0.0-0	0	0-0	0-0	0	0
2019 (WASH)	13/0	4	12	16	1.0-1	0.0-0	0	0-0	0-0	0	0
2020 (WASH)	4/4	4	6	10	0.5-1	0.0-0	0	0-0	0-0	0	0
2021 (WASH)	11/10	19	24	43	0.0-0	0.0-0	0	0-0	0-0	1	2
2022	4/0	1	1	2	0.5-1	0.0-0	0	0-0	0-0	1	1
TOTAL	33/14	29	44	73	2.0-3	0.0-0	0	0-0	0-0	2	3

2022

	UA	A	TOT	TFL	SCK	FF	FR	INT	QBH	BRUP
vs. Georgia	0	0	0	0.0-0	0.0-0	0	0-0	0-0	0	0
EASTERN WASHINGTON	0	0	0	0.0-0	0.0-0	0	0-0	0-0	0	1
BYU	0	0	0	0.0-0	0.0-0	0	0-0	0-0	1	0
at Washington State	1	1	2	0.5-1	0.0-0	0	0-0	0-0	0	0
STANFORD	--	--	--	--	--	--	--	--	--	--
at Arizona	--	--	--	--	--	--	--	--	--	--
UCLA	--	--	--	--	--	--	--	--	--	--
at California	--	--	--	--	--	--	--	--	--	--
at Colorado	--	--	--	--	--	--	--	--	--	--
WASHINGTON	--	--	--	--	--	--	--	--	--	--
UTAH	--	--	--	--	--	--	--	--	--	--
at Oregon State	--	--	--	--	--	--	--	--	--	--

2021 (at Washington)

	UA	A	TOT	TFL	SCK	FF	FR	INT	QBH	BRUP	
MONTANA*	2	3	5	0.0-0	0.0-0	0	0-0	0-0	0	0	
at Michigan*	3	4	7	0.0-0	0.0-0	0	0-0	0-0	0	0	
ARKANSAS STATE*	1	1	2	0.0-0	0.0-0	0	0-0	0-0	0	0	
CALIFORNIA*	0	3	3	0.0-0	0.0-0	0	0-0	0-0	0	0	
at Oregon State*	3	6	9	2.0-6	0.0-0	0	1-13	0-0	1	0	
UCLA*	4	1	5	0.0-0	0.0-0	0	0-0	0-0	0	0	
at Arizona	DID NOT PLAY										
at Stanford*	1	1	2	0.0-0	0.0-0	0	0-0	0-0	0	0	
OREGON*	4	0	4	0.0-0	0.0-0	0	0-0	0-0	0	0	
ARIZONA STATE*	1	4	5	0.0-0	0.0-0	0	0-0	0-0	0	1	
at Colorado*	0	0	0	0.0-0	0.0-0	0	0-0	0-0	0	1	
WASHINGTON STATE	0	1	1	0.0-0	0.0-0	0	0-0	0-0	0	0	

2020 (at Washington)

	UA	A	TOT	TFL	SCK	FF	FR	INT	QBH	BRUP
OREGON STATE*	2	1	3	0.0-0	0.0-0	0	0-0	0-0	0	0
ARIZONA*	1	0	1	0.0-0	0.0-0	0	0-0	0-0	0	0
UTAH*	1	4	5	0.5-1	0.0-0	0	0-0	0-0	0	0
STANFORD*	0	1	1	0.0-0	0.0-0	0	0-0	0-0	0	0

2019 (at Washington)

	UA	A	TOT	TFL	SCK	FF	FR	INT	QBH	BRUP
EASTERN WASHINGTON	0	0	0	0.0-0	0.0-0	0	0-0	0-0	0	0
CALIFORNIA	0	0	0	0.0-0	0.0-0	0	0-0	0-0	0	0
HAWAII	0	1	1	0.0-0	0.0-0	0	0-0	0-0	0	0
at BYU	1	0	1	0.0-0	0.0-0	0	0-0	0-0	0	0
USC	1	0	1	0.0-0	0.0-0	0	0-0	0-0	0	0
at Stanford	0	2	2	0.0-0	0.0-0	0	0-0	0-0	0	0
at Arizona	0	0	0	0.0-0	0.0-0	0	0-0	0-0	0	0
OREGON	0	1	1	0.0-0	0.0-0	0	0-0	0-0	0	0
UTAH	0	5	5	0.5-1	0.0-0	0	0-0	0-0	0	0
at Oregon State	0	2	2	0.0-0	0.0-0	0	0-0	0-0	0	0
at Colorado	1	0	1	0.0-0	0.0-0	0	0-0	0-0	0	0
WASHINGTON STATE	0	0	0	0.0-0	0.0-0	0	0-0	0-0	0	0
vs. Boise State	1	1	2	0.5-0	0.0-0	0	0-0	0-0	0	0

*started game

CAREER HIGHS

Tackles.....	9 at Oregon State (10/2/21)
Tackles For Loss.....	2.0 at Oregon State (10/2/21)
Sacks.....	None
Interceptions.....	None
Interception Return Yards.....	None
QB Hurries.....	1 (2x) last vs. BYU (9/17/22)
Pass Breakups.....	1 (3x) vs. Eastern Washington (9/10/22)
Forced Fumbles.....	None
Fumble Recoveries.....	1 at Oregon State (10/2/21)

84 CAM MCCORMICK
Sr. » TE
Bend, Ore. » Summit HS

CAREER STATS

	GP/GS	RECEIVING				RUSHING					
		REC	YDS	AVG	TD	LNG	ATT	YDS	AVG	TD	LNG
2017	13/2	6	89	14.8	1	35	0	0	0.0	0	0
2018	1/1	1	-2	-2.0	0	-2	0	0	0.0	0	0
2019		DID NOT PLAY - INJURY									
2020		DID NOT PLAY - INJURY									
2021	2/1	1	16	16.0	0	16	0	0	0.0	0	0
2022	4/1	6	38	6.3	2	14	0	0	0.0	0	0
TOTAL	20/5	14	141	10.1	3	35	0	0	0.0	0	0

2022

	GP/GS	RECEIVING				RUSHING					
		REC	YDS	AVG	TD	LNG	ATT	YDS	AVG	TD	LNG
vs. Georgia		0	0	0.0	0	0	0	0	0.0	0	0
EASTERN WASHINGTON*		2	13	6.5	1	11	0	0	0.0	0	0
BYU		2	19	9.5	0	14	0	0	0.0	0	0
at Washington State		2	6	3.0	1	5	0	0	0.0	0	0
STANFORD		--	--	--	--	--	--	--	--	--	--
at Arizona		--	--	--	--	--	--	--	--	--	--
UCLA		--	--	--	--	--	--	--	--	--	--
at California		--	--	--	--	--	--	--	--	--	--
at Colorado		--	--	--	--	--	--	--	--	--	--
WASHINGTON		--	--	--	--	--	--	--	--	--	--
UTAH		--	--	--	--	--	--	--	--	--	--
at Oregon State		--	--	--	--	--	--	--	--	--	--

2021

	GP/GS	RECEIVING				RUSHING					
		REC	YDS	AVG	TD	LNG	ATT	YDS	AVG	TD	LNG
FRESNO STATE		0	0	0.0	0	0	0	0	0.0	0	0
at Ohio State		1	16	16.0	0	16	0	0	0.0	0	0
STONY BROOK		DID NOT PLAY									
Arizona		DID NOT PLAY									
at Stanford		DID NOT PLAY									
California		DID NOT PLAY									
at UCLA		DID NOT PLAY									
COLORADO		DID NOT PLAY									
at Washington		DID NOT PLAY									
WASHINGTON STATE		DID NOT PLAY									
at Utah		DID NOT PLAY									
OREGON STATE		DID NOT PLAY									
vs. Utah		DID NOT PLAY									
vs. Oklahoma		DID NOT PLAY									

2020 (at UCLA)

	GP/GS	RECEIVING				RUSHING					
		REC	YDS	AVG	TD	LNG	ATT	YDS	AVG	TD	LNG
STANFORD		DID NOT PLAY									
at Washington State		DID NOT PLAY									
UCLA		DID NOT PLAY									
at Oregon State		DID NOT PLAY									
at California		DID NOT PLAY									
at USC		DID NOT PLAY									
vs. Iowa State		DID NOT PLAY									

2019

	GP/GS	RECEIVING				RUSHING					
		REC	YDS	AVG	TD	LNG	ATT	YDS	AVG	TD	LNG
vs. Auburn		DID NOT PLAY									
NEVADA		DID NOT PLAY									
MONTANA		DID NOT PLAY									
at Stanford		DID NOT PLAY									
CALIFORNIA		DID NOT PLAY									
COLORADO		DID NOT PLAY									
at Washington		DID NOT PLAY									
WASHINGTON STATE		DID NOT PLAY									
at USC		DID NOT PLAY									
ARIZONA		DID NOT PLAY									
at Arizona State		DID NOT PLAY									
OREGON STATE		DID NOT PLAY									
vs. Utah		DID NOT PLAY									
vs. Wisconsin		DID NOT PLAY									

2018

	GP/GS	RECEIVING				RUSHING					
		REC	YDS	AVG	TD	LNG	ATT	YDS	AVG	TD	LNG
BOWLING GREEN*		1	-2	-2.0	0	-2	0	0	0	0	0
PORTLAND STATE		DID NOT PLAY									
SAN JOSE STATE		DID NOT PLAY									
STANFORD		DID NOT PLAY									
at California		DID NOT PLAY									
WASHINGTON		DID NOT PLAY									
at Washington State		DID NOT PLAY									
at Arizona		DID NOT PLAY									
UCLA		DID NOT PLAY									
at Utah		DID NOT PLAY									
ARIZONA STATE		DID NOT PLAY									
at Oregon State		DID NOT PLAY									
vs. Michigan State		DID NOT PLAY									

2017

	GP/GS	RECEIVING				RUSHING					
		REC	YDS	AVG	TD	LNG	ATT	YDS	AVG	TD	LNG
SOUTHERN UTAH		0	0	0.0	0	0	0	0	0.0	0	0
NEBRASKA		1	22	22.0	0	22	0	0	0.0	0	0
at Wyoming		0	0	0.0	0	0	0	0	0.0	0	0
at Arizona State		0	0	0.0	0	0	0	0	0.0	0	0
CALIFORNIA*		1	4	4.0	0	4	0	0	0.0	0	0
WASHINGTON STATE		0	0	0.0	0	0	0	0	0.0	0	0
at Stanford		0	0	0.0	0	0	0	0	0.0	0	0
at UCLA		1	11	0.0	0	11	0	0	0.0	0	0
UTAH		1	5	5.0	1	5	0	0	0.0	0	0
at Washington		0	0	0.0	0	0	0	0	0.0	0	0
ARIZONA*		2	47	23.5	0	35	0	0	0.0	0	0
OREGON STATE		0	0	0.0	0	0	0	0	0.0	0	0
vs. Boise State		0	0	0.0	0	0	0	0	0.0	0	0

*started game

CAREER HIGHS

Receptions.....2 (4x) last at Washington State (9/24/22)
 Receiving Yards.....47 vs. Arizona (11/18/17)
 Receiving Touchdowns.....1 (3x) last at Washington State (9/24/22)
 Long Reception.....35 vs. Arizona (11/18/17)
 100-Yard Receiving Games.....none

JORDAN RILEY
Sr. » DL
New Bern, N.C. » Riverside HS/Nebraska

CAREER STATS

	GP/GS	UA	A	TOT	TFL	SCK	FF	FR	INT	QBH	BRUP
2017 (UNC)	5/0	3	3	6	0.0-0	0.0-0	0	0-0	0-0	0	1
2018 (UNC)	REDSHIRTED										
2019 (JC)	JUNIOR COLLEGE										
2020 (NEB)	6/0	1	0	1	0.0-0	0.0-0	0	0-0	0-0	0	0
2021 (NEB)	10/0	4	3	7	1.0-1	0.0-0	0	0-0	0-0	0	0
2022	4/4	3	3	6	1.5-3	0.5-2	0	0-0	0-0	1	0
TOTAL	25/4	11	9	20	2.5-4	0.5-2	0	0-0	0-0	1	1

2022

	UA	A	TOT	TFL	SCK	FF	FR	INT	QBH	BRUP
vs. Georgia*	0	1	1	0.0-0	0.0-0	0	0-0	0-0	0	0
EASTERN WASHINGTON*	1	0	1	0.0-0	0.0-0	0	0-0	0-0	0	0
BYU*	0	1	1	0.5-2	0.5-2	0	0-0	0-0	0	0
at Washington State*	2	1	3	1.0-1	0.0-0	0	0-0	0-0	1	0
STANFORD	--	--	--	--	--	--	--	--	--	--
at Arizona	--	--	--	--	--	--	--	--	--	--
UCLA	--	--	--	--	--	--	--	--	--	--
at California	--	--	--	--	--	--	--	--	--	--
at Colorado	--	--	--	--	--	--	--	--	--	--
WASHINGTON	--	--	--	--	--	--	--	--	--	--
UTAH	--	--	--	--	--	--	--	--	--	--
at Oregon State	--	--	--	--	--	--	--	--	--	--

2021 (at Nebraska)

	UA	A	TOT	TFL	SCK	FF	FR	INT	QBH	BRUP	
at Illinois	0	1	1	0.0-0	0.0-0	0	0-0	0-0	0	0	
FORDHAM	2	1	3	0.5-1	0.0-0	0	0-0	0-0	0	0	
BUFFALO	0	0	0	0.0-0	0.0-0	0	0-0	0-0	0	0	
at Oklahoma	0	0	0	0.0-0	0.0-0	0	0-0	0-0	0	0	
at Michigan State	0	0	0	0.0-0	0.0-0	0	0-0	0-0	0	0	
NORTHWESTERN	1	1	2	0.5-0	0.0-0	0	0-0	0-0	0	0	
MICHIGAN	DID NOT PLAY										
at Minnesota	0	0	0	0.0-0	0.0-0	0	0-0	0-0	0	0	
PURDUE	DID NOT PLAY										
OHIO STATE	0	0	0	0.0-0	0.0-0	0	0-0	0-0	0	0	
at Wisconsin	0	0	0	0.0-0	0.0-0	0	0-0	0-0	0	0	
IOWA	1	0	1	0.0-0	0.0-0	0	0-0	0-0	0	0	

2020 (at Nebraska)

	UA	A	TOT	TFL	SCK	FF	FR	INT	QBH	BRUP	
at Ohio State	DID NOT PLAY										
at Northwestern	1	0	1	0.0-0	0.0-0	0	0-0	0-0	0	0	
PENN STATE	1	4	5	0.5-1	0.0-0	0	0-0	0-0	0	0	
ILLINOIS	0	1	1	0.0-0	0.0-0	0	0-0	0-0	0	0	
at Iowa	0	0	0	0.0-0	0.0-0	0	0-0	0-0	0	0	
at Purdue	0	0	0	0.0-0	0.0-0	0	0-0	0-0	0	0	
MINNESOTA	0	0	0	0.0-0	0.0-0	0	0-0	0-0	0	0	
at Rutgers	DID NOT PLAY										

2017 (at North Carolina)

	UA	A	TOT	TFL	SCK	FF	FR	INT	QBH	BRUP	
CALIFORNIA	DID NOT PLAY										
LOUISVILLE	DID NOT PLAY										
at Old Dominion	DID NOT PLAY										
DUKE	2	2	4	0.0-0	0.0-0	0	0-0	0-0	0	1	
at Georgia Tech	1	1	2	0.0-0	0.0-0	0	0-0	0-0	0	0	
NOTRE DAME	DID NOT PLAY										
VIRGINIA	0	0	0	0.0-0	0.0-0	0	0-0	0-0	0	0	
at Virginia Tech	DID NOT PLAY										
at Pittsburgh	0	0	0	0.0-0	0.0-0	0	0-0	0-0	0	0	
WESTERN CAROLINA	0	0	0	0.0-0	0.0-0	0	0-0	0-0	0	0	
at NC State	0	0	0	0.0-0	0.0-0	0	0-0	0-0	0	0	

*started game

CAREER HIGHS

Tackles.....	4 vs. Duke (9/23/17)
Tackles For Loss.....	0.5 (4x) last vs. BYU (9/17/22)
Sacks.....	0.5 vs. BYU (9/17/22)
Interceptions.....	None
Interception Return Yards.....	None
QB Hurries.....	1 at Washington State (9/24/22)
Pass Breakups.....	1 vs. Duke (9/23/17)
Forced Fumbles.....	None
Fumble Recoveries.....	None

93 ADAM BARRY
Sr. » P
Louisville, Ky. » North Oldham HS/Temple/Independence CC

CAREER STATS

	GP/GS	PUNTING					KICKOFFS				TB
		ATT	YDS	AVG	I20	LNG	ATT	YDS	AVG		
2019 (TEMPLE)	13/0	62	2,344	37.8	17	56	-	-	-	-	
2020 (TEMPLE)	7/0	40	1,760	44.0	17	62	-	-	-	-	
2021 (TEMPLE)	12/0	63	2,643	42.0	13	58	-	-	-	-	
2022	4/0	7	261	37.3	2	46	-	-	-	-	
TOTAL	36/0	172	7,008	40.7	49	62	-	-	-	-	

2022

	GP/GS	PUNTING					KICKOFFS				TB
		ATT	YDS	AVG	I20	LNG	ATT	YDS	AVG		
vs. Georgia		3	122	40.7	2	46	--	--	--	--	
EASTERN WASHINGTON		1	39	39.0	0	39	--	--	--	--	
BYU		2	68	34.0	0	39	--	--	--	--	
at Washington State		1	32	32.0	0	32	--	--	--	--	
STANFORD		--	--	--	--	--	--	--	--	--	
at Arizona		--	--	--	--	--	--	--	--	--	
UCLA		--	--	--	--	--	--	--	--	--	
at California		--	--	--	--	--	--	--	--	--	
at Colorado		--	--	--	--	--	--	--	--	--	
WASHINGTON		--	--	--	--	--	--	--	--	--	
UTAH		--	--	--	--	--	--	--	--	--	
at Oregon State		--	--	--	--	--	--	--	--	--	

2021 (at Temple)

	GP/GS	PUNTING					KICKOFFS				TB
		ATT	YDS	AVG	I20	LNG	ATT	YDS	AVG		
at Rutgers		6	254	42.3	1	51	-	-	-	-	
at Akron		3	146	48.7	1	55	-	-	-	-	
BOSTON COLLEGE		6	280	46.7	1	58	-	-	-	-	
WAGNER		4	199	49.8	2	55	-	-	-	-	
MEMPHIS		2	82	41.0	1	45	-	-	-	-	
at Cincinnati		7	300	42.9	1	58	-	-	-	-	
at South Florida		4	150	37.5	1	45	-	-	-	-	
UCF		5	186	37.2	0	52	-	-	-	-	
at East Carolina		8	324	40.5	2	48	-	-	-	-	
HOUSTON		7	262	37.4	1	48	-	-	-	-	
at Tulsa		5	205	41.0	1	50	-	-	-	-	
NAVY		6	255	42.5	1	51	-	-	-	-	

2020 (at Temple)

	GP/GS	PUNTING					KICKOFFS				TB
		ATT	YDS	AVG	I20	LNG	ATT	YDS	AVG		
at Navy		1	44	44.0	1	44	-	-	-	-	
SOUTH FLORIDA		4	160	40.0	3	51	-	-	-	-	
at Memphis		3	121	40.3	1	46	-	-	-	-	
at Tulane		7	296	42.3	1	52	-	-	-	-	
SMU		7	331	47.3	2	62	-	-	-	-	
at UCF		7	316	45.1	4	53	-	-	-	-	
EAST CAROLINA		11	492	44.7	5	55	-	-	-	-	

2019 (at Temple)

	GP/GS	PUNTING					KICKOFFS				TB
		ATT	YDS	AVG	I20	LNG	ATT	YDS	AVG		
BUCKNELL		3	123	41.0	0	47	-	-	-	-	
MARYLAND		7	224	32.0	1	45	-	-	-	-	
at Buffalo		3	108	36.0	1	43	-	-	-	-	
GEORGIA TECH		4	148	37.0	1	40	-	-	-	-	
at East Carolina		4	128	32.0	3	37	-	-	-	-	
MEMPHIS		1	37	37.0	1	37	-	-	-	-	
at SMU		8	370	46.3	1	56	-	-	-	-	
UCF		9	368	40.9	3	48	-	-	-	-	
at South Florida		4	166	41.5	2	44	-	-	-	-	
TULANE		5	157	31.4	1	40	-	-	-	-	
at Cincinnati		5	184	36.8	1	43	-	-	-	-	
UCONN		6	228	38.0	1	56	-	-	-	-	
vs. North Carolina		3	103	34.3	1	39	-	-	-	-	

CAREER HIGHS

Punt Attempts	11 vs. East Carolina (11/21/20)
Punt Yardage	492 vs. East Carolina (11/21/20)
Punt Average	49.8 vs. Wagner (9/25/21)
Punts Inside 20.....	5 vs. East Carolina (11/21/20)
Long Punt	62 vs. SMU (11/7/20)

KEYON WARE-HUDSON
So. » DT
Duarte, Calif. » Mater Dei HS

CAREER STATS

	GP/GS	UA	A	TOT	TFL	SCK	FF	FR	INT	QBH	BRUP
2019	3/0	2	1	3	1.0-1	1.0-1	0	0-0	0-0	0	0
2020	7/0	2	6	8	0.5-1	0.0-0	0	0-0	0-0	0	0
2021	10/3	7	7	14	3.0-7	0.5-1	0	1-0	0-0	4	1
2022	4/0	2	3	5	0.5-1	0.0-0	0	0-0	0-0	0	0
TOTAL	24/3	13	17	30	5.0-10	1.5-2	0	1-0	0-0	4	1

2022

	UA	A	TOT	TFL	SCK	FF	FR	INT	QBH	BRUP
vs. Georgia	1	0	1	0.0-0	0.0-0	0	0-0	0-0	0	0
EASTERN WASHINGTON	0	1	1	0.0-0	0.0-0	0	0-0	0-0	0	0
BYU	1	1	2	0.5-1	0.0-0	0	0-0	0-0	0	0
at Washington State	0	1	1	0.0-0	0.0-0	0	0-0	0-0	0	0
STANFORD	--	--	--	--	--	--	--	--	--	--
at Arizona	--	--	--	--	--	--	--	--	--	--
UCLA	--	--	--	--	--	--	--	--	--	--
at California	--	--	--	--	--	--	--	--	--	--
at Colorado	--	--	--	--	--	--	--	--	--	--
WASHINGTON	--	--	--	--	--	--	--	--	--	--
UTAH	--	--	--	--	--	--	--	--	--	--
at Oregon State	--	--	--	--	--	--	--	--	--	--

2021

	UA	A	TOT	TFL	SCK	FF	FR	INT	QBH	BRUP
FRESNO STATE	0	0	0	0.0-0	0.0-0	0	1-0	0-0	0	0
at Ohio State	2	1	3	0.0-0	0.0-0	0	0-0	0-0	0	0
STONY BROOK*	1	1	2	1.0-1	0.0-0	0	0-0	0-0	0	0
ARIZONA	2	2	4	1.0-3	0.0-0	0	0-0	0-0	0	0
at Stanford	0	2	2	0.5-1	0.5-1	0	0-0	0-0	2	1
CALIFORNIA	0	1	1	0.5-2	0.0-0	0	0-0	0-0	2	0
at UCLA*	2	0	2	0.0-0	0.0-0	0	0-0	0-0	0	0
COLORADO*	0	0	0	0.0-0	0.0-0	0	0-0	0-0	0	0
at Washington	0	0	0	0.0-0	0.0-0	0	0-0	0-0	0	0
WASHINGTON STATE	0	0	0	0.0-0	0.0-0	0	0-0	0-0	0	0
at Utah										DID NOT PLAY
OREGON STATE										DID NOT PLAY
vs. Utah										DID NOT PLAY
vs. Oklahoma										DID NOT PLAY

2020

	UA	A	TOT	TFL	SCK	FF	FR	INT	QBH	BRUP
STANFORD	0	0	0	0.0-0	0.0-0	0	0-0	0-0	0	0
at Washington State	0	0	0	0.0-0	0.0-0	0	0-0	0-0	0	0
UCLA	0	0	0	0.0-0	0.0-0	0	0-0	0-0	0	0
at Oregon State	0	0	0	0.0-0	0.0-0	0	0-0	0-0	0	0
at California	0	2	2	0.5-1	0.0-0	0	0-0	0-0	0	0
at USC	1	3	4	0.0-0	0.0-0	0	0-0	0-0	0	0
vs. Iowa State	1	1	2	0.0-0	0.0-0	0	0-0	0-0	0	0

2019

	UA	A	TOT	TFL	SCK	FF	FR	INT	QBH	BRUP
vs. Auburn										DID NOT PLAY
NEVADA	2	1	3	1.0-1	1.0-1	0	0-0	0-0	0	0
MONTANA	0	0	0	0.0-0	0.0-0	0	0-0	0-0	0	0
at Stanford	0	0	0	0.0-0	0.0-0	0	0-0	0-0	0	0
CALIFORNIA										DID NOT PLAY
COLORADO										DID NOT PLAY
at Washington										DID NOT PLAY
WASHINGTON STATE										DID NOT PLAY
at USC										DID NOT PLAY
ARIZONA										DID NOT PLAY
at Arizona State										DID NOT PLAY
OREGON STATE										DID NOT PLAY
vs. Utah										DID NOT PLAY
vs. Wisconsin										DID NOT PLAY

CAREER HIGHS

Tackles.....	4 (2x) last vs. Arizona (9/25/21)
Tackles For Loss.....	1.0 (3x) last vs. Arizona (9/25/21)
Sacks.....	1.0 vs. Nevada (9/7/19)
Interceptions.....	None
Interception Return Yards.....	None
QB Hurries.....	2 (2x) last vs. California (10/15/21)
Pass Breakups.....	None
Forced Fumbles.....	None
Fumble Recoveries.....	None



ANDREW BOYLE

Jr. » K
Camas, Wash. » Camas HS/Washington State

CAREER STATS

	GP/GS	PUNTING			KICKOFFS			TB		
		ATT	YDS	AVG	ATT	YDS	AVG			
2019 (WSU)										
2020 (WSU)	2/0	-	-	-	-	-	7	415	59.3	4
2021 (WSU)	2/0	2	89	44.5	0	49	3	182	60.7	0
2022	3/0	-	-	-	-	-	18	1,159	64.4	13
TOTAL	7/0	2	89	44.5	0	49	28	1,756	62.7	17

2022

	GP/GS	PUNTING			KICKOFFS			TB		
		ATT	YDS	AVG	ATT	YDS	AVG			
vs. Georgia		-	-	-	-	-	2	130	65.0	1
EASTERN WASHINGTON		--	--	--	--	--	0	0	0.0	0
BYU		-	-	-	-	-	7	447	63.9	5
at Washington State		--	--	--	--	--	9	582	64.7	7
STANFORD		--	--	--	--	--	--	--	--	--
at Arizona		--	--	--	--	--	--	--	--	--
UCLA		--	--	--	--	--	--	--	--	--
at California		--	--	--	--	--	--	--	--	--
at Colorado		--	--	--	--	--	--	--	--	--
WASHINGTON		--	--	--	--	--	--	--	--	--
UTAH		--	--	--	--	--	--	--	--	--
at Oregon State		--	--	--	--	--	--	--	--	--

2021 (at Washington State)

	GP/GS	PUNTING			KICKOFFS			TB		
		ATT	YDS	AVG	ATT	YDS	AVG			
UTAH STATE										
PORTLAND STATE										
USC										
at Utah										
at California										
OREGON STATE										
STANFORD										
BYU										
at Arizona State		-	-	-	-	-	3	182	60.7	0
at Oregon										
ARIZONA										
at Washington										
vs. Central Michigan		2	89	44.5	0	49	0	0	0.0	0

2020 (at Washington State)

	GP/GS	PUNTING			KICKOFFS			TB		
		ATT	YDS	AVG	ATT	YDS	AVG			
at Oregon State										
OREGON		-	-	-	-	-	5	301	60.2	2
at USC		-	-	-	-	-	2	130	65.0	2
at Utah										

CAREER HIGHS

Kickoffs.....	9 at Washington State (9/24/22)
Touchbacks.....	7 at Washington State (9/24/22)
Punt Attempts.....	2 vs. Central Michigan (12/31/21)
Punt Yardage.....	89 vs. Central Michigan (12/31/21)
Long Punt.....	49 vs. Central Michigan (12/31/21)



CASEY ROGERS

Jr. » DL
Syracuse, N.Y. » West Hills HS/Nebraska

CAREER STATS

	GP/GS	UA	A	TOT	TFL	SCK	FF	FR	INT	QBH	BRUP
2019 (NEB)	4/0	0	0	0	0-0	0-0	0	0-0	0-0	0	0
2020 (NEB)	8/1	9	16	25	3.0-19	1.0-8	0	0-0	0-0	0	2
2021 (NEB)	6/0	5	7	12	2.0-2	0.0-0	0	0-0	0-0	0	0
2022	4/4	6	3	9	1.5-3	0.0-0	0	0-0	0-0	0	0
TOTAL	22/5	20	26	46	6.5-24	1.0-8	0	0-0	0-0	0	2

2022

	UA	A	TOT	TFL	SCK	FF	FR	INT	QBH	BRUP
vs. Georgia*	1	2	3	0.0-0	0.0-0	0	0-0	0-0	0	0
EASTERN WASHINGTON*	3	0	3	1.0-2	0.0-0	0	0-0	0-0	0	0
BYU*	1	0	1	0.0-0	0.0-0	0	0-0	0-0	0	0
at Washington State*	1	1	2	0.5-1	0.0-0	0	0-0	0-0	0	0
STANFORD	--	--	--	--	--	--	--	--	--	--
at Arizona	--	--	--	--	--	--	--	--	--	--
UCLA	--	--	--	--	--	--	--	--	--	--
at California	--	--	--	--	--	--	--	--	--	--
at Colorado	--	--	--	--	--	--	--	--	--	--
WASHINGTON	--	--	--	--	--	--	--	--	--	--
UTAH	--	--	--	--	--	--	--	--	--	--
at Oregon State	--	--	--	--	--	--	--	--	--	--

2021 (at Nebraska)

	UA	A	TOT	TFL	SCK	FF	FR	INT	QBH	BRUP
at Illinois										
FORDHAM										
BUFFALO										
at Oklahoma										
at Michigan State										
NORTHWESTERN	1	1	2	0.5-1	0.0-0	0	0-0	0-0	0	0
MICHIGAN	0	0	0	0.0-0	0.0-0	0	0-0	0-0	0	0
at Minnesota	0	1	1	0.5-1	0.0-0	0	0-0	0-0	0	0
PURDUE	0	3	0	0.5-0	0.0-0	0	0-0	0-0	0	0
OHIO STATE	0	2	2	0.5-0	0.0-0	0	0-0	0-0	0	0
at Wisconsin	4	0	4	0.0-0	0.0-0	0	0-0	0-0	0	0
IOWA	1	4	5	1.0-4	0.5-2	0	0-0	0-0	0	0

2020 (at Nebraska)

	UA	A	TOT	TFL	SCK	FF	FR	INT	QBH	BRUP
at Ohio State	2	2	4	0.0-0	0.0-0	0	0-0	0-0	0	0
at Northwestern	1	0	1	0.0-0	0.0-0	0	0-0	0-0	0	0
PENN STATE	0	3	3	0.0-0	0.0-0	0	0-0	0-0	0	0
ILLINOIS	0	5	5	0.5-1	0.0-0	0	0-0	0-0	1	0
at Iowa	3	2	5	1.0-8	1.0-8	0	0-0	0-0	0	0
at Purdue	1	0	1	1.0-9	0.0-0	0	0-0	0-0	0	0
MINNESOTA	1	3	4	0.5-1	0.0-0	0	0-0	0-0	0	2
at Rutgers	1	1	2	0.0-0	0.0-0	0	0-0	0-0	0	0

*started game

CAREER HIGHS

Tackles.....	5 (3x) last vs. Iowa (11/26/21)
Tackles For Loss.....	1.0 (4x) last vs. Eastern Washington (9/10/22)
Sacks.....	1.0 at Iowa (11/26/21)
Interceptions.....	None
Interception Return Yards.....	None
QB Hurries.....	None
Pass Breakups.....	2 vs. Minnesota (12/12/20)
Forced Fumbles.....	None
Fumble Recoveries.....	None

GAME 1

#11 OREGON (0-1)3
#3 GEORGIA (1-0)49

September 3, 2022 | Atlanta, Ga.
 Mercedes-Benz Stadium | Kickoff: 12:36 PM PT | Duration: 3:10 | Attendance: 76,490
 TV: ABC > Sean McDonough (PBP), Todd Blackledge (Analyst), Molly McGrath (Sideline)

OREGON STATS

PASSING	Comp.	Att.	Yds	TD	Int	Long	Sack
Bo Nix	21	37	173	0	2	22	0

RUSHING	Att.	Gain	Lost	Net	TD	Long	Avg.
Bo Nix	8	38	1	37	0	9	4.6
Sean Dollars	4	33	0	33	0	12	8.3
Byron Cardwell	4	28	0	28	0	16	7.0
Jordan James	7	17	2	15	0	5	2.1
Noah Whittington	3	15	1	14	0	11	4.7
Bucky Irving	5	13	0	13	0	7	2.6

RECEIVING	No.	Yds	TD	Long
Terrance Ferguson	4	37	0	13
Troy Franklin	2	34	0	22
Chase Cota	3	24	0	12
Bucky Irving	2	20	0	16
Dont'e Thornton	2	20	0	10
Sean Dollars	3	16	0	7
Byron Cardwell	2	8	0	6
Seven McGee	2	7	0	7
Noah Whittington	1	7	0	7
Jordan James	0	0	0	0
Patrick Herbert	0	0	0	0

Defense	Solo	Ast	Total	TFL/Yds	Sacks/Yds	FF	FR/Yds	INT	PBU
Jamal Hill	9	2	11	-/-	-/-	-	-/-	-	-
Justin Flowe	5	5	10	1.0/1	-/-	-	-/-	-	-
Trikweze Bridges	6	-	6	-/-	-/-	-	-/-	-	-
Bennett Williams	3	2	5	-/-	-/-	-	-/-	-	-
Christian Gonzalez	4	-	4	-/-	-/-	-	-/-	-	-
Noah Sewell	2	1	3	-/-	-/-	-	-/-	-	-
Jeffrey Bassa	3	-	3	-/-	-/-	-	-/-	-	-
Jackson LaDuke	1	2	3	-/-	-/-	-	-/-	-	-
Casey Rogers	1	2	3	-/-	-/-	-	-/-	-	-
Mase Funa	-	2	2	-/-	-/-	-	-/-	-	-
Mar'Keise Irving	1	-	1	-/-	-/-	-	-/-	-	-
DJ Johnson	-	1	1	-/-	-/-	-	-/-	-	-
Brandon Dorlus	-	1	1	-/-	-/-	-	-/-	-	-
Steve Stephens IV	1	-	1	-/-	-/-	-	-/-	-	-
Bryan Addison	-	1	1	-/-	-/-	-	-/-	-	-
Jordan Riley	-	1	1	-/-	-/-	-	-/-	-	-
Keyon Ware Hudson	1	-	1	-/-	-/-	-	-/-	-	-
Andrew Boyle	1	-	1	-/-	-/-	-	-/-	-	-
Treven Ma'ae	-	-	-	-/-	-/-	-	-/-	-	1
Camden Lewis	-	-	-	-/-	-/-	-	-/-	-	-

RETURNS	Punts			Kickoffs		
	No.	Yds	Long	No.	Yds	Long
Seven McGee	0	0	0	1	9	9

PUNTING	No.	Yds	Avg.	Long	I20	TB	50+
Adam Barry	1	33	33	33	0	0	0
Bo Nix	3	122	40.7	46	2	0	0

FIELD GOALS	Made	Att.	Long	Kicks
Camden Lewis	1	1	35	Made 35

KICKOFFS	No.	Yds	TB	OB	Avg.
Andrew Boyle	2	130	1	0	65.0



JAMAL HILL - playing in his home state of Georgia - led Oregon in the season opener with a career-high 11 tackles, his first career double-digit tackle performance.

SCORING SUMMARY

	1st	2nd	3rd	4th	Final
#11 Oregon	0	3	0	0	3
#3 Georgia	7	21	14	7	49

	Qtr.	Time	Scoring Play
Georgia	1st	6:15	Ladd McConkey 9 yd rush (Podlesny kick)
Georgia	2nd	14:55	Stetson Bennett 1 yd rush (Podlesny kick)
Georgia	2nd	8:25	Kenny McIntosh 1 yd rush (Podlesny kick)
Oregon	2nd	3:57	Camden Lewis 35 yd FG
Georgia	2nd	0:21	Ladd McConkey 4 yd pass from Stetson Bennett (Podlesny kick)
Georgia	3rd	12:17	Kendall Milton 12 yd rush (Podlesny kick)
Georgia	3rd	5:20	Adonai Mitchell 18 yd pass from Stetson Bennett (Podlesny kick)
Georgia	4th	14:50	Kendall Milton 18 yd pass from Carson Beck (Podlesny kick)

TEAM STATS

	OREGON	GEORGIA
FIRST DOWNS	21	26
RUSHES-YARDS (NET)	31-140	25-132
PASSING YDS (NET)	173	439
Comp-Passes Att-Int	21-37-2	30-37-0
TOTAL OFFENSE PLAYS-YARDS	68-313	62-571
Fumble Returns-Yards	0-0	0-0
Punt Returns-Yards	0-0	0-0
Kickoff Returns-Yards	1-9	1-36
Interception Returns-Yards	0-0	2-22
Punts (Number-Avg)	4-155	1-53
Fumbles-Lost	0-0	0-0
Penalties-Yards	5-35	7-75
Possession Time	28:17	31:43
Third-Down Conversions	7 of 15	9 of 10
Fourth-Down Conversions	2 of 3	0 of 0
Red-Zone Scores-Chances	1-2	7-7
Sacks By: Number-Yards	0-0	0-0

GAME 2

EASTERN WASHINGTON (1-1).....14
OREGON (1-1).....70

September 10, 2022 | Eugene, Ore.
 Autzen Stadium | Kickoff: 5:44 PM PT | Duration: 3:27 | Attendance: 47,289
 TV: Pac-12 Network > Ted Robinson (PBP), Yogi Roth (Analyst)

OREGON STATS

PASSING	Comp.	Att.	Yds	TD	Int	Long	Sack
Bo Nix	28	33	277	5	0	39	0
Ty Thompson	5	7	63	0	0	17	0
Jay Butterfield	1	1	1	0	0	1	0

RUSHING	Att.	Gain	Lost	Net	TD	Long	Avg.
Bucky Irving	8	75	1	74	1	26	9.3
Sean Dollars	9	58	0	58	0	17	6.4
Byron Cardwell	7	48	0	48	1	11	6.9
Kilohana Haasenritter	7	41	4	37	1	9	5.3
Noah Whittington	8	40	11	29	1	20	3.6
Bo Nix	3	18	0	18	0	10	6.0
Seven McGee	2	11	0	11	0	6	5.5
Ty Thompson	1	0	1	-1	0	0	-1.0

RECEIVING	No.	Yds	TD	Long
Troy Franklin	10	84	1	19
Dont'e Thornton	4	60	0	22
Sean Dollars	1	39	0	39
Terrance Ferguson	3	35	2	19
Byron Cardwell	2	26	1	13
Chase Cota	2	17	0	9
Moliki Matavao	1	16	0	16
Caleb Chapman	1	15	0	15
Cam McCormick	2	13	1	11
Josh Delgado	1	12	0	12
Kris Hutson	3	10	0	6
Noah Whittington	1	9	0	9
Seven McGee	2	4	0	4
Kilohana Haasenritter	1	1	0	1
Bucky Irving	0	0	0	0
Kyler Kasper	0	0	0	0

Defense	Solo	Ast	Total	TFL/Yds	Sacks/Yds	FF	FR/Yds	INT	PBU
DJ Johnson	2	1	3	1.0/2	1.0/2	-	-/-	-	-
Daymon David	3	-	3	-/-	-/-	-	-/-	-	-
Keith Brown	3	-	3	1.0/9	1.0/9	-	-/-	-	-
Jackson LaDuke	3	-	3	-/-	-/-	-	-/-	-	-
Casey Rogers	3	-	3	1.0/2	-/-	-	-/-	-	-
Noah Sewell	-	2	2	-/-	-/-	-	-/-	-	-
Brandon Dorlus	1	1	2	1.0/2	-/-	-	-/-	-	-
Bennett Williams	1	1	2	-/-	-/-	-	-/-	-	-
Steve Stephens IV	-	2	2	-/-	-/-	-	-/-	-	-
Justin Flowe	1	1	2	-/-	-/-	-	-/-	-	-
Bryan Addison	2	-	2	1.0/2	-/-	1	-/-	-	-
JJ Greenfield	1	1	2	-/-	-/-	-	-/-	-	-
Micah Roth	2	-	2	-/-	-/-	-	-/-	-	-
Treven Ma'ae	2	-	2	-/-	-/-	-	-/-	-	-
Christian Gonzalez	1	-	1	-/-	-/-	-	-/-	1-11	-
Jahlil Florence	1	-	1	-/-	-/-	-	-/-	-	-
Dontae Manning	-	1	1	-/-	-/-	-	-/-	-	-
Khamari Terrell	-	1	1	-/-	-/-	-	-/-	-	-
Kyler Kasper	-	1	1	-/-	-/-	-	-/-	-	-
Jalil Tucker	-	1	1	-/-	-/-	-	-/-	-	-
Darren Barkins	1	-	1	-/-	-/-	-	-/-	-	1
Kilohana Haasenritter	1	-	1	-/-	-/-	-	-/-	-	-
Marko Vidackovic	-	1	1	-/-	-/-	-	-/-	-	-
Jeffrey Bassa	1	-	1	-/-	-/-	-	-/-	-	-
Bradyn Swinson	-	1	1	-/-	-/-	-	-/-	-	-
Bryce Boettcher	-	1	1	-/-	-/-	-	-/-	-	-
Camden Lewis	-	1	1	-/-	-/-	-	-/-	-	-
Jordon Riley	1	-	1	-/-	-/-	-	-/-	-	-
Keyon Ware-Hudson	-	1	1	-/-	-/-	-	-/-	-	-

RETURNS	Punts			Kickoffs			Interceptions		
	No.	Yds	Long	No.	Yds	Long	No.	Yds	Long
Kris Hutson	3	22	15	-	-	-	-	-	-
Chase Cota	1	15	15	-	-	-	-	-	-
Josh Delgado	1	7	7	1	21	21	-	-	-
Seven McGee	-	-	-	1	14	14	-	-	-
Christian Gonzalez	-	-	-	-	-	-	1	11	11
Trikweze Bridges	-	-	-	-	-	-	1	21	21

PUNTING	No.	Yds	Avg.	Long	I20	TB	50+
Adam Barry	1	39	39	39	0	0	0

KICKOFFS	No.	Yds	TB	OB	Avg.
Camden Lewis	10	645	6	0	64.5



The Ducks set a new program record vs. Eastern Washington with 40 total first downs, surpassing the previous mark of 39 established on Oct. 20, 2007.

SCORING SUMMARY

	1st	2nd	3rd	4th	Final
EWU	0	7	7	0	14
Oregon	14	28	21	7	70

	Qtr.	Time	Scoring Play
Oregon	1st	13:36	Terrance Ferguson 13 yd pass from Bo Nix (Lewis kick)
Oregon	1st	4:52	Noah Whittington 5 yd rush (Lewis kick)
Oregon	2nd	14:08	Terrance Ferguson 19 yd pass from Bo Nix (Lewis kick)
Oregon	2nd	10:10	Bucky Irving 1 yd rush (Lewis kick)
EWU	2nd	6:03	Jett Carpenter pass from Gunner Talkington (Cleaver kick)
Oregon	2nd	3:14	Byron Cardwell 13 yd pass from Bo Nix (Lewis kick)
Oregon	2nd	0:00	Troy Franklin 7 yd pass from Bo Nix (Lewis kick)
Oregon	3rd	11:31	Cam McCormick 2 yd pass from Bo Nix (Lewis kick)
Oregon	3rd	11:18	Trikweze Bridges INT, Casey Rogers fumble recovery (Lewis kick)
Oregon	3rd	5:38	Byron Cardwell 10 yd rush (Lewis kick)
EWU	3rd	2:18	Freddie Roberson pass from Gunner Talkington (Cleaver kick)
Oregon	4th	12:07	Kilohana Haasenritter 6 yd rush (Lewis kick)

TEAM STATS

	EASTERN WASHINGTON	OREGON
FIRST DOWNS	11	40
RUSHES-YARDS (NET)	100	263
PASSING YDS (NET)	87	341
Comp-Passes Att-Int	12-23-2	34-41-0
TOTAL OFFENSE PLAYS-YARDS	51-187	89-604
Fumble Returns-Yards	0-0	0-0
Punt Returns-Yards	0-0	5-44
Kickoff Returns-Yards	4-103	2-35
Interception Returns-Yards-TDs	0-0-0	2-32-1
Punts (Number-Avg)	7-320	1-39
Fumbles-Lost	1-0	1-0
Penalties-Yards	5-52	6-55
Possession Time	21:05	38:55
Third-Down Conversions	5 of 13	10 of 14
Fourth-Down Conversions	1 of 1	2 of 2
Red-Zone Scores-Chances	2 of 2	9 of 9
Sacks By: Number-Yards	0-0	2-11

GAME 3

#12 BYU (2-1)20
 #25 OREGON (2-1)41

September 17, 2022 | Eugene, Ore.
 Autzen Stadium | Kickoff: 12:40 PM PT | Duration: 3:19 | Attendance: 54,463
 TV: FOX > Jason Benetti (PBP), Brock Huard (Analyst), Allison Williams (Sideline)

OREGON STATS

PASSING	Comp.	Att.	Yds	TD	Int	Long	Sack
Bo Nix	13	18	222	2	0	50	0
Ty Thompson	1	2	5	0	1	5	0

RUSHING	Att.	Gain	Lost	Net	TD	Long	Avg.
Bucky Irving	14	107	10	97	0	36	6.9
Noah Whittington	13	69	3	66	0	12	5.1
Bo Nix	9	35	0	35	3	12	3.9
Jordan James	6	33	0	33	0	11	5.5
Sean Dollars	1	3	0	3	0	3	3.0
Seven McGee	1	0	22	-22	0	0	-22.0

RECEIVING	No.	Yds	TD	Long
Troy Franklin	3	84	0	50
Chase Cota	2	38	0	22
Kris Hutson	1	26	0	26
Terrance Ferguson	2	24	2	15
Moliki Mata'ao	1	22	0	22
Cam McCormick	2	19	0	14
Jordan James	1	6	0	6
Patrick Herbert	1	5	0	5
Noah Whittington	1	3	0	3

Defense	Solo	Ast	Total	TFL/Yds	Sacks/Yds	FF	FR/Yds	INT	PBU
Brandon Dorlus	2	5	7	1.5/3	0.5/2	-	-/-	-	-
DJ Johnson	2	4	6	-/-	-/-	-	-/-	-	-
Jeffrey Bassa	3	2	5	-/-	-/-	-	-/-	-	-
Bennett Williams	3	1	4	-/-	-/-	-	-/-	-	-
Steve Stephens IV	2	2	4	-/-	-/-	-	-/-	-	-
Jamal Hill	3	1	4	-/-	-/-	-	-/-	-	-
Keith Brown	1	3	4	-/-	-/-	-	-/-	-	-
Jackson LaDuke	1	3	4	-/-	-/-	-	-/-	-	-
Dontae Manning	2	1	3	-/-	-/-	-	-/-	-	-
Daymon David	2	1	3	-/-	-/-	-	-/-	-	-
Mase Funa	-	3	3	-/-	-/-	-	-/-	-	-
Christian Gonzalez	2	-	2	-/-	-/-	-	-/-	-	2
Noah Sewell	-	2	2	-/-	-/-	-	-/-	-	-
Darren Barkins	2	-	2	-/-	-/-	-	-/-	-	-
JJ Greenfield	1	1	2	-/-	-/-	-	-/-	-	-
Brady Swinson	1	1	2	0.5/1	-/-	-	-/-	-	-
Treven Ma'ae	-	2	2	-/-	-/-	-	-/-	-	-
Keyon Ware-Hudson	1	1	2	0.5/1	-/-	-	-/-	-	-
Dont'e Thornton	1	-	1	-/-	-/-	-	-/-	-	-
Trikweze Bridges	1	-	1	-/-	-/-	-	-/-	-	1
Devon Jackson	1	-	1	-/-	-/-	-	-/-	-	-
Jordan Riley	-	1	1	0.5/2	0.5/2	-	-/-	-	-
Casey Rogers	1	-	1	-/-	-/-	-	-/-	-	-

RETURNS	No.	Punts		Kickoffs		
		Yds	Long	No.	Yds	Long
Kris Hutson	1	-7	0	0	0	0
Sean Dollars	0	0	0	1	18	18

PUNTING	No.	Yds	Avg.	Long	I20	TB	50+
Adam Barry	2	68	34	39	0	0	0

FIELD GOALS	Made	Att.	Long	Kicks
Camden Lewis	2	2	28	Made 28, Made 25

KICKOFFS	No.	Yds	TB	OB	Avg.
Alex Bales	1	52	0	0	52.0
Andrew Boyle	7	447	5	0	63.9



BO NIX was stellar in Oregon's win over No. 12 BYU, becoming the first Oregon quarterback with three TDs rushing and two TDs passing in a game since Marcus Mariota on Dec. 5, 2014.

SCORING SUMMARY

	1st	2nd	3rd	4th	Final
# 12 BYU	0	7	0	13	20
#25 Oregon	10	14	14	3	41

	Qtr.	Time	Scoring Play
Oregon	1st	10:21	Bo Nix 2 yd rush (Lewis kick)
Oregon	1st	4:26	Camden Lewis 28 yd FG
BYU	2nd	14:53	Isaac Rex 28 yd pass from Jaren Hall (Oldroyd kick)
Oregon	2nd	11:44	Bo Nix 2 yd rush (Lewis kick)
Oregon	2nd	0:24	Terrance Ferguson 15 yd pass from Bo Nix (Lewis kick)
Oregon	3rd	11:54	Bo Nix 6 yd rush (Lewis kick)
Oregon	3rd	8:21	Terrance Ferguson 9 yd pass from Bo Nix (Lewis kick)
BYU	4th	14:05	Kody Epps 18 yd pass from Jaren Hall (Oldroyd kick)
BYU	4th	10:39	Christopher Brooks 2 yd rush (failed 2 pt conversion)
Oregon	4th	2:16	Camden Lewis 25 yd field goal

TEAM STATS

	BYU	OREGON
FIRST DOWNS	21	24
RUSHES-YARDS (NET)	24-61	44-212
PASSING YDS (NET)	305	227
Comp-Passes Att-Int	29-41-0	14-20-1
TOTAL OFFENSE PLAYS-YARDS	65-366	64-439
Fumble Returns-Yards	0-0	0-0
Punt Returns-Yards	0-0	1-7
Kickoff Returns-Yards	3-61	1-18
Interception Returns-Yards	1-5	0-0
Punts (Number-Avg)	2-79	2-68
Fumbles-Lost	0-0	2-0
Penalties-Yards	7-64	8-48
Possession Time	26:49	33:11
Third-Down Conversions	8 of 15	4 of 12
Fourth-Down Conversions	0 of 4	3 of 3
Red-Zone Scores-Chances	2-3	7-7
Sacks By: Number-Yards	0-0	1-4

GAME 4

#15 OREGON (3-1, 1-0 Pac-12)..... 44
 WASHINGTON STATE (3-1, 0-1 Pac-12)..... 41

September 24, 2022 | Pullman, Wash.
 Martin Stadium | Kickoff: 1:05 PM PT | Duration: 4:13 | Attendance: 33,058
 TV: FOX > Tim Brando (PBP), Spencer Tillman (Analyst)

OREGON STATS

PASSING	Comp.	Att.	Yds	TD	Int	Long	Sack
Bo Nix	33	44	428	3	1	55	0
Bucky Irving	1	1	18	0	0	18	0

RUSHING	Att.	Gain	Lost	Net	TD	Long	Avg.
Bucky Irving	11	86	5	81	0	19	7.4
Noah Whittington	11	70	1	69	0	18	6.3
Bo Nix	6	31	1	30	0	12	5.0
Jordan James	3	2	2	0	1	1	0.0

RECEIVING	No.	Yds	TD	Long
Troy Franklin	5	137	1	50
Chase Cota	7	84	0	22
Kris Hutson	5	72	0	55
Dont'e Thornton	1	42	0	42
Bucky Irving	5	38	1	21
Terrance Ferguson	3	22	0	23
Bo Nix	1	18	0	18
Seven McGee	2	18	0	15
Moliki Mataavao	1	8	0	8
Cam McCormick	2	6	1	5
Sean Dollars	2	1	0	4

Defense	Solo	Ast	Total	TFL/Yds	Sacks/Yds	FF	FR/Yds	INT	PBU
Jeffrey Bassa	3	7	10	1.0/3	-/-	-	-/-	-	-
Noah Sewell	2	7	9	2.5/25	1.0/12	-	-/-	-	-
Steve Stephens IV	2	6	8	-/-	-/-	-	-/-	-	-
Bennett Williams	6	2	8	-/-	-/-	-	-/-	-	1
Justin Flowe	2	5	7	1.0/3	-/-	-	-/-	-	-
Christian Gonzalez	1	4	5	-/-	-/-	-	-/-	-	-
Trikweze Bridges	3	2	5	0.5/1	-/-	-	-/-	1	-
Mase Funa	-	4	4	0.5/1	-/-	-	-/-	1	-
DJ Johnson	3	-	3	2.0/14	2.0/14	-	-/-	-	-
Bryan Addison	2	1	3	-/-	-/-	-	-/-	-	-
Brandon Dorlus	1	2	3	0.5/1	-/-	-	-/-	-	-
Jamal Hill	2	1	3	-/-	-/-	-	-/-	-	1
Jordan Riley	2	1	3	1.0/1	-/-	-	-/-	-	-
Casey Rogers	1	1	2	0.5/1	-/-	-	-/-	-	-
Taki Taimani	1	1	2	0.5/1	-/-	-	-/-	-	-
Keyon Ware-Hudson	-	1	1	-/-	-/-	-	-/-	-	-
Treven Ma'ae	1	-	1	1.0/8	1.0/8	-	-/-	-	-
Jackson LaDuke	-	1	1	-/-	-/-	-	-/-	-	-
Khamari Terrell	1	-	1	-/-	-/-	-	-/-	-	-

RETURNS	Punts			Kickoffs			Interceptions		
	No.	Yds	Long	No.	Yds	Long	No.	Yds	Long
Seven McGee	0	0	0	1	16	16	0	0	0
Trikweze Bridges	0	0	0	0	0	0	1	0	0
Mase Funa	0	0	0	0	0	0	1	27	27

PUNTING	No.	Yds	Avg.	Long	I20	TB	50+
Adam Barry	1	32	32	32	0	0	0
Ross James	1	42	42	42	1	0	0

KICKOFFS	No.	Yds	TB	OB	Avg.
Andrew Boyle	9	582	7	1	64.7



The Ducks scored a whopping 29 points in the fourth quarter to erase a 12-point deficit, sealed by MASE FUNA's 27-yard interception return for a touchdown.

SCORING SUMMARY

	1st	2nd	3rd	4th	Final
#15 Oregon	3	6	6	29	44
Washington State	10	7	10	14	41

	Qtr.	Time	Scoring Play
WSU	1st	11:41	Cameron Ward 2 yd rush (Janikowski kick)
Oregon	1st	7:36	Camden Lewis 27 yd FG
WSU	1st	4:31	Dean Janikowski 38 yd FG
Oregon	2nd	14:56	Camden Lewis 28 yd FG
WSU	2nd	4:36	Francisco Mauigoa 96 yd INT return (Janikowski kick)
Oregon	2nd	1:33	Camden Lewis 29 yd FG
Oregon	3rd	14:11	Bucky Irving 12 yd pass from Bo Nix (failed 2 pt conversion)
WSU	3rd	8:50	Dean Janikowski 38 yd FG
WSU	3rd	4:16	De'Zhaun Stribling 15 yd pass from Camderon Ward (Janikowski kick)
Oregon	4th	14:56	Jordan James 1 yd rush (Lewis kick)
WSU	4th	6:42	Robert Ferrel 1 yd pass from Cameron Ward (Janikowski kick)
Oregon	4th	3:48	Cam McCormick 1 yd pass from Bo Nix (Lewis kick)
Oregon	4th	1:21	Troy Franklin 50 yd pass from Bo Nix (Nix rush for 2pt)
Oregon	4th	1:01	Mase Funa 27 yd INT return (Lewis kick)
WSU	4th	0:01	Nakia Watson 1 yd rush (Janikowski kick)

TEAM STATS

	OREGON	WSU
FIRST DOWNS	28	28
RUSHES-YARDS (NET)	178	53
PASSING YDS (NET)	446	375
Comp-Passes Att-Int	34-45-1	37-48-2
TOTAL OFFENSE PLAYS-YARDS	77-624	73-428
Fumble Returns-Yards	0-0	0-0
Punt Returns-Yards	0-0	0-0
Kickoff Returns-Yards	1-16	1-25
Interception Returns-Yards-TDs	2-27-1	1-95-1
Punts (Number-Yds)	2-74	3-115
Fumbles-Lost	0-0	0-0
Penalties-Yards	8-87	5=27
Possession Time	28:51	31:02
Third-Down Conversions	4 of 11	5 of 12
Fourth-Down Conversions	2 of 2	1 of 1
Red-Zone Scores-Chances	6 of 7	5 of 5
Sacks By: Number-Yards	4-34	0-0

DRIVE SUPERLATIVES

LONGEST DRIVES

Oregon

By No. of Plays
By No. of Yards
By Time of Possession

Opponents

19 vs. Georgia (87 yards, 8:47); resulted in a turnover on downs
87 vs. Georgia (19 plays, 8:47); resulted in a turnover on downs
8:47 vs. Georgia (19 plays, 87 yards); resulted in a turnover on downs

Opponents

By No. of Plays
By No. of Yards
By Time of Possession

12, 4x, last by WSU (81 yards, 5:32); resulted in a TD
92 by Georgia (7 plays, 3:37); resulted in a TD
5:43 by BYU (11 plays, 52 yards); resulted in a missed FG

DRIVE BREAKDOWNS

Oregon

Total Drives	Scoring Drives	TDs	FGs	Punt	3 & Out	Downs	TO
42	24	18	6	9	4	1	4

Opponent

Total Drives	Scoring Drives	TDs	FGs	Punt	3 & Out	Downs	TO
42	18	16	2	13	9	4	4

OREGON DRIVE CHARTS

vs. #3 Georgia

Qtr.	Time	Start	PI-Yds	TOP	Result
1st	14:54	U014	8-33	3:21	Punt
1st	6:15	U025	5-22	2:43	Interception
2nd	14:55	U025	7-46	2:44	Interception
2nd	8:25	U025	12-58	4:28	FIELD GOAL
2nd	0:21	U025	4-39	0:21	End of Half
3rd	12:17	U025	6-17	3:00	Punt
3rd	5:20	U025	4-18	0:54	Punt
4th	14:50	U025	3-8	1:53	Punt
4th	10:09	U011	19-87	8:47	Downs

EASTERN WASHINGTON

Qtr.	Time	Start	PI-Yds	TOP	Result
1st	13:36	EWU45	9-45	4:09	TOUCHDOWN
1st	8:26	ORE28	9-72	3:34	TOUCHDOWN
1st	3:39	ORE17	10-83	4:31	TOUCHDOWN
2nd	13:50	EWU44	9-44	3:40	TOUCHDOWN
2nd	5:57	ORE28	7-72	2:43	TOUCHDOWN
2nd	2:20	ORE35	9-65	2:20	TOUCHDOWN
3rd	15:00	ORE25	8-75	3:29	TOUCHDOWN
3rd	8:48	ORE22	9-78	3:10	TOUCHDOWN
3rd	2:10	ORE24	11-76	5:03	TOUCHDOWN
4th	8:20	ORE20	5-17	4:00	Punt
4th	2:02	ORE24	3-(-11)	2:02	End of Game

#12 BYU

Qtr.	Time	Start	PI-Yds	TOP	Result
1st	12:23	ORE36	4-64	2:02	TOUCHDOWN
1st	8:44	BYU49	7-39	4:18	FIELD GOAL
2nd	14:53	ORE25	8-75	3:09	TOUCHDOWN
2nd	5:57	ORE25	13-79	5:33	TOUCHDOWN
3rd	15:00	ORE25	9-75	3:06	TOUCHDOWN
3rd	10:14	BYU35	4-35	1:53	TOUCHDOWN
3rd	6:38	ORE35	3-14	0:59	Punt
3rd	4:03	ORE31	3-(-5)	2:14	Punt
4th	14:00	ORE32	3-(-6)	1:29	Interception
4th	10:39	ORE25	12-68	8:23	FIELD GOAL

at Washington State

Qtr.	Time	Start	PI-Yds	TOP	Result
1st	11:41	ORE25	8-69	4:05	FIELD GOAL
1st	4:31	ORE25	11-65	4:28	FIELD GOAL
2nd	9:40	ORE12	12-81	5:04	Interception
2nd	4:36	ORE25	8-64	3:03	FIELD GOAL
2nd	0:14	ORE39	3-21	0:14	End of Half
3rd	15:00	ORE25	3-75	0:49	TOUCHDOWN
3rd	8:50	ORE25	5-5	1:47	Punt
3rd	4:11	ORE16	10-84	4:15	TOUCHDOWN
4th	13:05	ORE46	3-(-7)	0:51	Punt
4th	6:42	ORE25	11-75	2:54	TOUCHDOWN
4th	2:36	ORE31	5-69	1:15	TOUCHDOWN
4th	0:01	ORE49	1-(-2)	0:01	End of Game

OPPONENT DRIVE CHARTS

vs. #3 Georgia

Qtr.	Time	Start	PI-Yds	TOP	Result
1st	11:33	UGA15	12-85	5:18	TOUCHDOWN
1st	3:32	UGA8	7-92	3:37	TOUCHDOWN
2nd	12:11	UGA44	6-56	3:46	TOUCHDOWN
2nd	3:57	UGA25	8-75	3:36	TOUCHDOWN
3rd	14:53	UGA36	6-64	2:36	TOUCHDOWN
3rd	9:17	UGA25	9-75	3:57	TOUCHDOWN
3rd	4:26	UGA11	9-89	4:36	TOUCHDOWN
4th	12:57	UGA29	3-7	2:48	Punt
4th	1:22	UGA2	2-3	1:22	End of Game

EASTERN WASHINGTON

Qtr.	Time	Start	PI-Yds	TOP	Result
1st	15:00	EWU25	3-(-1)	1:24	Punt
1st	9:27	EWU25	3-9	1:01	Punt
1st	4:52	EWU25	3-6	1:13	Punt
2nd	14:03	EWU16	1-0	0:13	Interception
2nd	9:59	ORE38	9-38	3:56	TOUCHDOWN
2nd	3:14	EWU25	3-(-1)	0:54	Punt
3rd	11:31	EWU25	1-0	0:13	Interception
3rd	11:18	EWU25	5-10	2:30	Punt
3rd	5:29	EWU27	10-73	3:11	TOUCHDOWN
4th	12:01	EWU18	7-35	3:41	Punt
4th	4:20	EWU24	6-18	2:18	Punt

#12 BYU

Qtr.	Time	Start	PI-Yds	TOP	Result
1st	15:00	BYU25	5-39	2:37	Downs
1st	10:21	BYU25	3-(-10)	1:37	Punt
1st	4:26	BYU25	10-75	4:33	TOUCHDOWN
2nd	11:40	BYU27	11-52	5:43	Missed Field Goal
2nd	0:24	BYU25	1-2	0:24	End of Half
3rd	11:49	BYU27	4-8	1:35	Downs
3rd	8:14	BYU28	6-37	1:36	Downs
3rd	5:39	BYU12	3-5	1:36	Punt
3rd	1:49	BYU45	7-55	2:44	TOUCHDOWN
4th	12:31	ORE25	4-25	1:52	TOUCHDOWN
4th	2:16	BYU25	12-61	2:16	Downs

at Washington State

Qtr.	Time	Start	PI-Yds	TOP	Result
1st	15:00	WSU25	8-75	3:19	TOUCHDOWN
1st	7:36	WSU25	8-54	3:05	FIELD GOAL
2nd	14:56	WSU25	10-33	5:16	Punt
2nd	1:29	WSU25	3-(-4)	1:15	Punt
3rd	14:11	WSU25	12-54	5:21	FIELD GOAL
3rd	7:03	WSU38	6-62	2:47	TOUCHDOWN
4th	14:56	WSU35	4-13	1:51	Interception
4th	12:14	WSU19	12-81	5:32	TOUCHDOWN
4th	3:48	WSU25	3-(-1)	1:12	Punt
4th	1:21	WSU25	2-6	0:20	Interception
4th	0:55	WSU25	7-75	0:54	TOUCHDOWN

THE LAST TIME ... INDIVIDUAL

BY OREGON

RUSHING

Rushed for 100+ Yards..... Travis Dye, 153 vs. Oklahoma (12/29/2021)
 Two Players Rushed for 100+ Yards..... Travis Dye, 199; CJ Verdell, 187 at Oregon State (11/23/2018)
 Three Players Rushed for 100+ Yards.....
 De'Anthony Thomas, 128; Byron Marshall, 124; Marcus Mariota, 113 vs. Nicholls (8/31/2013)
 Rushed for 200+ Yards..... Travis Dye, 211 at Washington (11/6/2021)
 Rushed for 300+ Yards..... Kenjon Barner, 321 at USC (11/3/2012)
 Rushed 30 times..... Travis Dye, 33 at Oregon State (11/23/2018)
 Rushed for 3+ TDs..... Bo Nix, 3 vs. BYU (9/17/2022)
 Rushed for 4+ TDs..... Travis Dye, 4 at UCLA (10/23/2021)
 Scored on a 50-Yard Run or Longer..... CJ Verdell, 77 at Ohio State (9/11/2021)
 Had a 60-Yard Run or Longer..... CJ Verdell, 77 at Ohio State (9/11/2021)
 Had a 70-Yard Run or Longer..... CJ Verdell, 77 at Ohio State (9/11/2021)
 Had an 80-Yard Run or Longer..... CJ Verdell, 89 vs. Washington State (10/26/2019)

PASSING

Passed for 300+ Yards..... Bo Nix, 428 at Washington State (9/24/2022)
 Passed for 400+ Yards..... Bo Nix, 428 at Washington State (9/24/2022)
 Completed 20+ Passes..... Bo Nix, 33 (44 att.) at Washington State (9/24/2022)
 Completed 25+ Passes..... Bo Nix, 33 (44 att.) at Washington State (9/24/2022)
 Completed 30+ Passes..... Bo Nix, 33 (44 att.) at Washington State (9/24/2022)
 Attempted 40+ Passes..... Bo Nix, 44 (33 comp.) at Washington State (9/24/2022)
 Attempted 50+ Passes..... Darron Thomas, 54 (31 comp.) vs. LSU (9/3/2011)
 Passed for 3+ TDs..... Bo Nix, 3 at Washington State (9/24/2022)
 Passed for 4+ TDs..... Bo Nix, 5 vs. Eastern Washington (9/10/2022)
 Passed for 5+ TDs..... Bo Nix, 5 vs. Eastern Washington (9/10/2022)
 Passed for 6+ TDs..... Justin Herbert, 6 at California (10/21/2016)

RECEIVING

Caught 10+ Passes..... Troy Franklin, 10 vs. Eastern Washington (9/10/2022)
 Caught 15+ Passes..... Samie Parker, 16 vs. Minnesota (12/31/2003)
 Gained 100+ Yards Receiving..... Troy Franklin, 137 at Washington State (9/24/2022)
 Gained 150+ Yards Receiving..... Johnny Johnson III, 207 at Arizona State (11/23/2019)
 Gained 200+ Yards Receiving..... Johnny Johnson III, 207 at Arizona State (11/23/2019)
 Two Players had 100 Yards Receiving..... Darren Carrington, 126; Charles Nelson, 104 vs. Arizona (12/5/2014)
 Caught 3+ TDs..... Juwan Johnson, 3 at USC (11/2/2019)
 Scored on a 50-Yard Pass or Longer..... Troy Franklin, 50 at Washington State (9/24/2022)
 Scored on an 80-Yard Pass or Longer..... Taj Griffin, 83 vs. Bowling Green (9/1/2018)
 Caught a 70-Yard Pass or Longer..... Travis Dye, 71 at Washington State (11/14/2020)
 Caught an 80-Yard Pass or Longer..... Taj Griffin, 83 vs. Bowling Green (9/1/2018)

ALL-PURPOSE

Gained 200+ All-Purpose Yards..... Travis Dye, 224 (211 rush, 13 rec.) at Washington (11/6/21)

SPECIAL TEAMS

Finished with 100+ Yards on Punt Returns..... Jevon Holland, 131 vs. Auburn (8/31/2019)
 Returned a Punt for a TD..... Ugochukwu Amadi, 56 vs. UCLA (11/3/2018)
 Finished with 200+ Yards on Kick Returns..... Walter Thurmond III, 201 vs. Oklahoma State (12/30/2006)
 Returned a Kickoff for a TD..... Mykael Wright, 98 vs. Oregon State (11/30/2019)
 Scored a TD on a Blocked Punt..... Boseko Lokombo vs. Washington State (10/29/2011)
 Blocked a Punt..... Kayvon Thibodeaux vs. Utah (12/6/2019)
 Scored a TD on a Blocked Field Goal..... Rodney Hardrick at Stanford (11/7/2013)
 Blocked a Field Goal..... Jalen Jelks vs. Southern Utah (9/2/2017)

KICKING

Made 4+ Field Goals..... Aidan Schneider, 4 vs. Arizona State (10/29/2016)
 Made a 50-Yard Field Goal or Longer..... Matt Evensen, 52 vs. Arizona State (10/25/2008)
 Had a 70+ Yard Punt..... Kurtis Doerr, 75 at Michigan State (9/2/1999)
 Missed a PAT..... Camden Lewis at UCLA (10/23/2021)
 Made a Game-Winning Walk-Off Field Goal..... Camden Lewis, 26 vs. Washington State (10/26/2019)

DEFENSE

Made 10+ Tackles..... Jeffrey Bassa, 10 at Washington State (9/24/2022)
 Made 15+ Tackles..... Troy Dye, 15 vs. Auburn (8/31/2019)
 Made 20+ Tackles..... Michael Clay, 20 vs. Stanford (11/17/2012)
 Recorded 3+ Sacks..... Jalen Jelks, 3.0 at Arizona State (9/23/2017)
 Recorded 4+ TFLs..... Kayvon Thibodeaux, 4.5 at USC (10/23/2021)
 Recorded 5+ TFLs..... Jalen Jelks, 5.0 at Arizona State (9/23/2017)
 Recorded Multiple INTs..... DJ James, 2 at UCLA (10/23/2021)
 Two Players Recorded Multiple INTs..... Ugochukwu Amadi, 2; Jevon Holland 2, at California (9/29/2018)
 Recorded 3+ INTs..... Steve Smith, 3 vs. Colorado (1/1/2002)
 Returned INT for a TD..... Mase Funa, 27 at Washington State (9/24/2022)
 Returned Fumble for TD..... Brady Breeze (31 yards) vs. Wisconsin (1/1/2020)
 Recovered a Fumble for a TD..... Casey Rogers vs. Eastern Washington (9/10/2022)
 Scored 2-Point Safety..... Team at Washington (11/6/2021)
 Scored 1-Point Safety..... vs. Kansas State (1/3/2013)

BY OPPONENTS

RUSHING

Rushed for 100+ Yards..... Kennedy Brooks, 142, vs. Oklahoma (12/29/2021)
 Two Players Rushed for 100+ Yards..... Tre Watson (156), Khalifani Muhammad (148), at California (10/21/2016)
 Rushed for 200+ Yards..... Jermar Jefferson, 226, at Oregon State (11/27/2020)
 Rushed for 300+ Yards..... Ruben Mayes, 357, vs. Washington State (10/27/1984)
 Rushed 30 times..... Demetric Felton, 34, vs. UCLA (11/21/2020)
 Rushed for 3+ TDs..... Kennedy Brooks, 3, vs. Oklahoma (12/29/2021)
 Rushed for 4+ TDs..... Ryan Nall, 4, at Oregon State (11/26/2016)
 Scored on a 50-Yard Run or Longer..... Jermar Jefferson, 82, at Oregon State (11/27/2020)
 Had a 60-Yard Run or Longer..... Jermar Jefferson, 82, at Oregon State (11/27/2020)
 Had a 70-Yard Run or Longer..... Jermar Jefferson, 82, at Oregon State (11/27/2020)
 Had an 80-Yard Run or Longer..... Jermar Jefferson, 82, at Oregon State (11/27/2020)

PASSING

Passed for 300+ Yards..... Cameron Ward, 375 at Washington State (9/24/2022)
 Passed for 400+ Yards..... CJ Stroud, 484, at Ohio State (9/11/2021)
 Completed 25+ Passes..... Cameron Ward, 37 (48 att.) at Washington State (9/24/2022)
 Completed 30+ Passes..... Cameron Ward, 37 (48 att.) at Washington State (9/24/2022)
 Attempted 40+ Passes..... Cameron Ward, 48 (37 comp.) at Washington State (9/24/2022)
 Passed for 4+ TDs..... Gardner Minshew, 4, at Washington State (10/20/2018)
 Passed for 5+ TDs..... Davis Webb, 5, at California (10/21/2016)
 Passed for 6+ TDs..... Jake Browning, 6, vs. Washington (10/8/2016)

RECEIVING

Caught 10+ Passes..... Chris Olave, 12, at Ohio State (9/11/2021)
 Gained 100+ Yards Receiving..... Kenny McIntosh, 117, vs. Georgia (9/3/2022)
 Gained 150+ Yards Receiving..... Renard Bell, 158, at Washington State (11/14/2020)
 Gained 200+ Yards Receiving..... Cedrick Wilson, 221, vs. Boise State (12/16/2017)
 Two Players had 100 Yards Receiving..... Brandon Aiyuk (161), Frank Darby (125), at Arizona State (11/23/2019)
 Caught 3+ TDs..... John Ross, 3, vs. Washington (10/8/2016)
 Scored on a 50-Yard Pass or Longer..... Marvin Mims, 55, vs. Oklahoma (12/29/2021)
 Scored on an 80-Yard Pass or Longer..... Brandon Aiyuk, 81, at Arizona State (11/23/2019)

SPECIAL TEAMS

Finished with 100+ Yards on Punt Returns..... Curtis Conway, 146, at USC (10/10/1992)
 Returned a Punt for a TD..... Britain Covey, 78, at Utah (11/20/2021)
 Finished with 200+ Yards on Kick Returns..... Tyrell Johnson, 211, vs. Arizona (12/5/2014)
 Returned a Kickoff for a TD..... Aron Cruickshank, 95, vs. Wisconsin (1/1/2020)

KICKING

Made 4+ Field Goals..... Matt Gay, 6, at Utah (11/10/2018)
 Made a 50-Yard Field Goal or Longer..... Jadon Redding, 50, vs. Utah (12/3/2021)
 Had a 70+ Yard Punt..... Oscar Draguicvich, 78, at Washington State (11/14/2020)
 Missed a PAT..... Gabe Brkic vs. Oklahoma (12/29/2021)

DEFENSE

Made 10+ Tackles..... Sam Lockett III & Jaden Hicks at Washington State (9/24/2022)
 Made 15+ Tackles..... Ben Burr-Kirven, 19, vs. Washington (10/13/2018)
 Recorded 3+ Sacks..... Lawrence Jackson, 3.0, at USC (11/11/2006)
 Recorded 5+ TFLs..... Julian Peterson, 6.0, at Michigan State (9/4/1999)
 Recorded Multiple INTs..... Joey Alfieri, 2, vs. Stanford (11/12/2016)
 Two Players Recorded Multiple INTs..... Todd Burden, Darryll Lewis, at Arizona (9/22/1990)
 Recorded 3+ INTs..... Jake Cookus, 3, at Oregon State (11/18/2000)
 Returned INT for a TD..... Francisco Mauigoa, 95 at Washington State (9/24/2022)
 Returned Fumble for TD..... Qwuantrez Knight, 20, vs. UCLA (11/21/2020)

THE LAST TIME ... TEAM

BY OREGON

TOTAL OFFENSE

Surpassed 500 Yards624, at Washington State (9/24/2022)
 Surpassed 600 Yards624, at Washington State (9/24/2022)
 Surpassed 700 Yards703, vs. Southern Utah (9/2/2017)
 Failed to Gain 300 Yards294, at Utah (11/20/2021)
 Failed to Gain 200 Yards152, at Boise State (9/3/2009)

RUSHING

Surpassed 300 Yards306, vs. Washington State (11/13/2021)
 Surpassed 400 Yards477, vs. California (11/7/2015)
 Surpassed 500 Yards500, vs. Nicholls (8/31/2013)
 Rushed for 4+ TDs4, vs. Washington State (11/13/2021)
 Rushed for 5+ TDs5, at UCLA (10/23/2021)
 Rushed for 6+ TDs6, at Oregon State (11/23/2018)
 Ran the Ball 50+ Times56, at Washington (11/6/2021)
 Ran the Ball 60+ Times62, at Oregon State (11/23/2018)
 Failed to Rush for 50 Yards37, vs. Michigan State (12/31/2018)
 Failed to Rush for 100 Yards74, vs. Utah (12/3/2021)

PASSING

Threw for 300+ Yards446, at Washington State (9/24/2022)
 Threw for 400+ Yards446, at Washington State (9/24/2022)
 Threw 3+ TDs3, at Washington State (9/24/2022)
 Threw 4+ TDs5, vs. Eastern Washington (9/10/2022)
 Threw 5+ TDs5, vs. Eastern Washington (9/10/2022)
 Threw 6+ TDs7, vs. Nevada (9/7/2019)
 Completed 30+ Passes34, (45 att.) at Washington State (9/24/2022)
 Attempted 40+ Passes45 (34 comp.), at Washington State (9/24/2022)
 Failed to Throw for 100 Yards98, at Washington (11/6/2021)

SCORING

Scored 30+ PointsW, 44-41 at Washington State (9/24/2022)
 Scored 40+ PointsW, 44-41 at Washington State (9/24/2022)
 Scored 50+ PointsWW, 70-14 vs. Eastern Washington (9/10/2022)
 Scored 60+ PointsW, 70-14 vs. Eastern Washington (9/10/2022)
 Scored 70+ PointsW, 70-14 vs. Eastern Washington (9/10/2022)
 Failed to Score 20 PointsL, 49-3 vs. Georgia (9/3/2022)
 Failed to Score 10 PointsL, 49-3 vs. Georgia (9/3/2022)
 Failed to Score a TDL, 49-3 vs. Georgia (9/3/2022)
 Was Shut OutL, 16-0, at UCLA (11/24/2007)
 Played an Overtime GameL, 31-24, at Stanford (10/2/2021)

DEFENSE

Recorded a ShutoutW, 49-0, vs. Arizona (9/22/2012)
 Did Not Allow a TouchdownW, 34-6, vs. Arizona (11/16/2019)
 Caused 4+ Turnovers5, vs. Arizona (9/25/21)
 Caused 5+ Turnovers5, vs. Arizona (9/25/21)
 Caused 6+ Turnovers6, at Oregon State (11/24/2012)
 Caused 7+ Turnovers7, at Arizona State (9/25/2010)
 Intercepted 3+ Passes5, vs. Arizona (9/25/2021)
 Intercepted 4+ Passes5, vs. Arizona (9/25/2021)
 Intercepted 5+ Passes5, vs. Arizona (9/25/2021)
 Intercepted 6+ Passes6, vs. California (11/13/1999)
 Recovered 3+ Fumbles3, vs. Fresno State (9/4/2021)
 Recovered 4+ Fumbles4, at Washington State (10/26/1996)
 Recorded 5+ Sacks6, vs. Utah (12/6/2019)
 Recorded 6+ Sacks6, vs. Utah (12/6/2019)
 Recorded 7+ Sacks7, vs. California (9/30/2017)
 Recorded 8+ Sacks9, vs. Arizona State (11/3/2007)
 Held Opponent Under 100 Yards Rushing53, at Washington State (9/24/2022)
 Held Opponent Under 100 Yards Passing87, vs. Eastern Washington (9/10/2022)
 Held Opponent Under 100 Yards Total Offense88, vs. San Jose State (10/6/1962)
 Held Opponent Under 200 Yards Total Offense187, vs. Eastern Washington (9/10/2022)

PENALTIES

Had 100+ Penalty Yards157 (12 penalties), at USC (11/2/2019)
 Committed 10+ Penalties10 (52 yards), vs. Oregon State (11/27/2021)
 Committed 3 or Fewer Penalties3, vs. Iowa State (1/2/2021)
 Committed 2 or Fewer Penalties2, vs. Wisconsin (1/1/2020)
 Committed 1 or Fewer Penalties1, vs. UCLA (11/3/2018)

BY OPPONENT

TOTAL OFFENSE

Surpassed 500 Yards571, vs. Georgia (9/3/2022)
 Surpassed 600 Yards612, at Ohio State (9/11/2021)
 Surpassed 700 Yards742, at Arizona State (10/29/2015)
 Failed to Gain 300 Yards187, vs. Eastern Washington (9/10/2022)
 Failed to Gain 200 Yards187, vs. Eastern Washington (9/10/2022)

RUSHING

Surpassed 300 Yards322, vs. Oklahoma (12/29/2021)
 Surpassed 400 Yards405, at Arizona State (11/15/1997)
 Surpassed 500 Yards524, vs. Washington State (10/27/1984)
 Rushed for 4+ TDs4, at Utah (11/20/2021)
 Rushed for 5+ TDs6, at Washington State (10/1/2016)
 Rushed for 6+ TDs6, at Washington State (10/1/2016)
 Ran the Ball 50+ Times50, at Utah (11/20/2021)
 Ran the Ball 60+ Times61, vs. Ohio State (1/12/2015)
 Failed to Rush for 50 Yards38, at USC (12/18/2020)
 Failed to Rush for 100 Yards53, at Washington State (9/24/2022)

PASSING

Threw for 300+ Yards375, at Washington State (9/24/2022)
 Threw for 400+ Yards439, vs. Georgia (9/3/2022)
 Threw 3+ TDs3, vs. Georgia (9/3/2022)
 Threw 4+ TDs4, at Washington State (10/20/2018)
 Threw 5+ TDs5, at California (10/21/2016)
 Threw 6+ TDs6, vs. Washington (10/8/2016)
 Completed 30+ Passes37 (48 att.), at Washington State (9/24/2022)
 Attempted 40+ Passes48 (37 comp.), at Washington State (9/24/2022)
 Failed to Throw for 100 Yards87, vs. Eastern Washington (9/10/2022)

SCORING

Scored 30+ PointsW, 44-41 at Washington State (9/24/2022)
 Scored 40+ PointsW, 44-41 at Washington State (9/24/2022)
 Scored 50+ PointsL, 52-27, vs. Stanford (11/12/2016)
 Scored 60+ PointsL, 70-21, vs. Washington (10/8/2016)
 Scored 70+ PointsL, 70-21, vs. Washington (10/8/2016)
 Failed to Score 20 PointsW, 70-14, vs. Eastern Washington (11/10/2022)
 Failed to Score 10 PointsW, 48-7, vs. Stony Brook (9/18/2021)
 Failed to Score a TDW, 34-6, vs. Arizona (11/16/2019)
 Was Shut OutW, 49-0, vs. Arizona (9/22/2012)

DEFENSE

Recorded a ShutoutL, 16-0, at UCLA (10/2/2007)
 Did Not Allow a TouchdownL, 49-3, vs. Georgia (9/3/2022)
 Caused 4+ Turnovers4, vs. Iowa State (1/2/2021)
 Caused 5+ Turnovers6, vs. Arizona (11/18/2006)
 Caused 6+ Turnovers6, vs. Arizona (11/18/2006)
 Caused 7+ Turnovers7, vs. Indiana (9/11/2004)
 Intercepted 3+ Passes4, vs. Boise State (9/20/2008)
 Intercepted 4+ Passes4, vs. Boise State (9/20/2008)
 Intercepted 5+ Passes6, vs. Arizona (11/18/2006)
 Intercepted 6+ Passes6, vs. Arizona (11/18/2006)
 Recovered 3+ Fumbles3, vs. Iowa State (1/2/2021)
 Recovered 4+ Fumbles4, vs. Stanford (11/8/2008)
 Recorded 5+ Sacks5, at Arizona State (10/29/2015)
 Recorded 6+ Sacks7, at Washington State (9/20/2014)
 Recorded 7+ Sacks7, at Washington State (9/20/2014)
 Held Opponent Under 100 Yards Rushing74, vs. Utah (12/3/2021)
 Held Opponent Under 100 Yards Passing98, at Washington (11/6/2021)
 Held Opponent Under 100 Yards Total Offense97, at Washington State (10/8/1994)
 Held Opponent Under 200 Yards Total Offense152, at Boise State (9/3/2009)

PENALTIES

Had 100+ Penalty Yards100 (10 penalties), vs. Stanford (11/7/2020)
 Committed 10+ Penalties10 (89 yards), vs. Utah (12/3/2021)
 Committed 3 or Fewer Penalties3, vs. Oregon State (11/27/2021)
 Committed 2 or Fewer Penalties2, at Stanford (10/14/2017)

MEDIA SCHEDULE: STANFORD GAME WEEK

<p>26 MON.</p> <p>6:45 P.M. PT - Game Week Press Conference</p> <p>- HC Dan Lanning</p>	<p>27 TUE.</p> <p>11:30 A.M. PT - Post-Practice Media Availability</p> <p>- Select SAs</p>	<p>28 WED.</p> <p>11:30 A.M. PT - Post-Practice Media Availability</p> <p>- HC Dan Lanning - Select SAs</p>	<p>29 THUR.</p> <p>No Media Availability</p>	<p>30 FRI.</p> <p>No Media Availability</p>	<p>1 SAT.</p> <p>#15 Oregon vs. Stanford</p> <p>Kickoff - 8:10 P.M. PT TV: FS1</p> <p>Postgame - HC Dan Lanning - Select SAs</p>	<p>2 SUN.</p> <p>No Media Availability</p>
--	---	--	---	--	--	---

OREGON COMMUNICATIONS

NATE KRUEGER (Primary FB Contact)
 Assistant Athletic Director - Communications
 Cell.....253-569-9468
 Email.....nkrueger@uoregon.edu

TODD MILES (Secondary FB Contact)
 Associate Director, Athletic Communications
 Cell.....541-321-3427
 Email.....miles@uoregon.edu

GREG WALKER (FB Credential Contact)
 Associate Director, Athletic Communications
 Cell.....541-954-8775
 Email.....gswalker@uoregon.edu
 Credentials.....www.GoDucks.com/FootballCredentials



collegepressbox is the official media website for Division I football. Access and download game notes, quotes, statistics, media guides, headshots, logos and more for all FBS schools, conferences, postseason games, awards and the College Football Playoff. For access, please register for an account at collegepressbox.com/register.

OREGON COACHES SHOW

The Oregon Football Coaches Show is live from the Casanova Center on Wednesday nights at 7:05 p.m. throughout the season. The show is hosted by the Voice of the Ducks Jerry Allen, color analyst Mike Jorgensen and sideline reporter Joey McMurry. Watch the show via Facebook.com/OregonFootball or listen live via the Oregon Sports Network.

Astoria.....	KKOR	1230AM/106.3FM
Baker City.....	KKBC	95.3FM
Bend.....	KBND	1110AM/105.9FM
Burns.....	KYOT	1230AM/99.1FM
Coos Bay.....	KWRO	630AM
Eugene.....	KUJZ	95.3FM*
Grants Pass.....	KAJO	1270AM
Hood River (Thursday).....	KIHR	1340 AM/98.3 FM
Klamath Falls.....	KRJW	1240AM
La Grande.....	KRJT	105.9FM
Lakeview.....	KORV	93.5FM
Lincoln City.....	KBCH	1400AM
Medford.....	KCMX	880AM
Portland.....	THE FAN	1080AM*
Roseburg.....	KQEN	1240AM
Salem.....	KYKN	1430AM
Waldport.....	KWDP	820AM

- GoDucks Gameday App or GoDucks.com/LiveAudio
 - TuneIn Radio App or TuneIn.com/Ducks
 * - Flagship Stations

RADIO AFFILIATES

Astoria.....	KKOR	1230AM/106.3FM
Baker City.....	KKBC	95.3FM
Bend.....	KBND	1110AM/105.9FM
Coos Bay.....	KWRO	630AM/101.1FM
Eugene.....	KUGN	590AM*
Eugene.....	KUJZ	95.3FM*
Florence.....	KCST	106.9FM
Grants Pass.....	KAJO	1270AM
Hood River.....	KIHR	1340AM/98.3FM
John Day.....	KHKO	102.9FM
Klamath Falls.....	KRJW	1240AM
La Grande.....	KRJT	105.9FM
Lakeview.....	KORV	93.5FM
Lebanon.....	KGAL	1580AM
Lincoln City.....	KBCH	1400AM
Medford.....	KCMX	880AM
Portland.....	THE FAN	1080AM*
Roseburg.....	KQEN	1240AM
Salem.....	KYKN	1430AM
Tillamook.....	KTIL	95.9FM
Waldport.....	KWDP	820AM

- GoDucks Gameday App or GoDucks.com/LiveAudio
 - TuneIn Radio App or TuneIn.com/Ducks
 * - Flagship Stations



GAME RESULTS



2022-23 Oregon Football
Game Results
All games

Page 1/1
as of Sep 26, 2022

Team Results

	Date	Opponent		Score	Overall	Conf	Time	Attend
	09/03/2022	vs Georgia	L	3-49	0-1	0-0	3:11	76490
	09/10/2022	Eastern Wash.	W	70-14	1-1	0-0	3:28	47289
	09/17/2022	BYU	W	41-20	2-1	0-0	3:20	54463
*	09/24/2022	at Washington St.	W	44-41	3-1	1-0	4:14	33058

TEAM STATS



2022-23 Oregon Football
Overall Team Statistics
All games

Page 1/2
as of Sep 26, 2022

Team Statistics

	OREGON	OPP
Scoring	158	124
Points per game	39.5	31.0
Points Off Turnovers	21	27
First Downs	113	86
Rushing	55	22
Passing	50	55
Penalty	8	9
Rushing Yardage	793	346
Yards gained rushing	871	414
Yards lost rushing	78	68
Rushing attempts	155	102
Average per rush	5.1	3.4
Average per game	198.3	86.5
TDs Rushing	8	7
Passing Yardage	1187	1206
Comp-Att-Int	103-143-4	108-149-4
Average per pass	8.3	8.1
Average per catch	11.5	11.2
Average per game	296.8	301.5
TDs Passing	10	9
Total offense	1980	1552
Total plays	298	251
Average per play	6.6	6.2
Average per game	495.0	388.0
Kick returns: #-Yards	5-78	9-225
Punt returns: #-Yards	6-37	0-0
Int returns: #-Yards	4-59	4-122
Kick return average	15.6	25.0
Punt return average	6.2	0.0
Int return average	14.8	30.5
Fumbles-Lost	3-0	1-1
Penalties-Yards	27-225	24-218
Average per game	56.3	54.5
Punts-Yards	9-336	12-522
Average per punt	37.3	43.5
Net punt average	37.3	38.2
Kickoffs-Yards	29-1856	22-1356
Average per kick	64.0	61.6
Net kick average	38.8	39.8
Time of possession / game	32:18	27:40
3rd-down conversion	25/52	27/50
3rd-down pct	48%	54%
4rd-down conversion	9/10	2/7
4rd-down pct	90%	29%
Sacks by-Yards	7-49	0-0
Misc Yards	0	0
Touchdowns scored	20	17
Field goals - attempts	6-6	2-3
On-Side kicks	0-0	0-0
Red-zone scores	(23-25) 92%	(16-17) 94%
Red-zone touchdowns	(17-25) 68%	(15-17) 88%
PAT-attempts	(18-18) 100%	(16-16) 100%
2-point conversion-attempts	(1-2) 50%	(0-1) 0%
Attendance	101752	33058
Games / Avg per game	2/50876	1/33058
Neutral site games	-	1/76490

Score by Periods

Team	1st	2nd	3rd	4th	OT	TOT
Oregon	27	51	41	39	0	158
Opponents	17	42	31	34	0	124



INDIVIDUAL STATS



2022-23 Oregon Football
Individual Statistics
All games

Rushing

Player	gp	att	gain	loss	net	avg	td	lg	avg/g
Bucky Irving	4	38	281	16	265	7.0	1	36	66.3
Noah Whittington	4	35	194	16	178	5.1	1	20	44.5
Bo Nix	4	26	122	2	120	4.6	3	12	30.0
Jordan James	3	16	52	4	48	3.0	1	11	16.0
Sean Dollars	4	14	94	0	94	6.7	0	17	23.5
Byron Cardwell	2	11	76	0	76	6.9	1	16	38.0
Kilohana Haasenritter	3	7	41	4	37	5.3	1	9	12.3
Seven McGee	4	3	11	22	-11	-3.7	0	6	-2.8
Ty Thompson	2	1	0	1	-1	-1.0	0	0	-0.5
Team	4	4	0	13	-13	-3.3	0	0	-3.3
Total	4	155	871	78	793	5.1	8	36	198.3
Opponents	4	102	414	68	346	3.4	7	22	86.5

Passing

Player	gp	effic	comp-att-int	pct	yds	td	lg	avg/g
Bo Nix	4	162.4	95-132-3	72.0	1100	10	55	275.0
Ty Thompson	2	107.9	6-9-1	66.7	68	0	17	34.0
Jay Butterfield	1	108.4	1-1-0	100.0	1	0	1	1.0
Bucky Irving	4	251.2	1-1-0	100.0	18	0	18	4.5
Total	4	159.2	103-143-4	72.0	1187	10	55	296.8
Opponents	4	155.0	108-149-4	72.5	1206	9	60	301.5

Receiving

Player	gp	no.	yds	avg	td	lg	avg/g
Troy Franklin	4	20	339	17.0	2	50	84.8
Chase Cota	4	14	163	11.6	0	22	40.8
Terrance Ferguson	4	12	118	9.8	4	23	29.5
Kris Hutson	4	9	108	12.0	0	55	27.0
Bucky Irving	4	7	58	8.3	1	21	14.5
Dont'e Thornton	4	7	122	17.4	0	42	30.5
Cam McCormick	4	6	38	6.3	2	14	9.5
Sean Dollars	4	6	56	9.3	0	39	14.0
Seven McGee	4	6	29	4.8	0	15	7.3
Byron Cardwell	2	4	34	8.5	1	13	17.0
Noah Whittington	4	3	19	6.3	0	9	4.8
Moliki Matavao	4	3	46	15.3	0	22	11.5
Kilohana Haasenritter	3	1	1	1.0	0	1	0.3
Bo Nix	4	1	18	18.0	0	18	4.5
Patrick Herbert	4	1	5	5.0	0	5	1.3
Josh Delgado	3	1	12	12.0	0	12	4.0
Caleb Chapman	1	1	15	15.0	0	15	15.0
Jordan James	3	1	6	6.0	0	6	2.0
Total	4	103	1187	11.5	10	55	296.8
Opponents	4	108	1206	11.2	9	60	301.5

Punt Returns

Player	no.	yds	avg	td	lg
Kris Hutson	4	15	3.8	0	15
Chase Cota	1	15	15.0	0	15
Josh Delgado	1	7	7.0	0	7
Total	6	37	6.2	0	15
Opponents	0	0	0.0	0	0

Interceptions

Player	no.	yds	avg	td	lg
Trikweze Bridges	2	21	10.5	0	21
Christian Gonzalez	1	11	11.0	0	11
Mase Funa	1	27	27.0	1	27
Total	4	59	14.8	2	27
Opponents	4	122	30.5	1	95

Kick Returns

Player	no.	yds	avg	td	lg
Seven McGee	3	39	13.0	0	16
Sean Dollars	1	18	18.0	0	18
Josh Delgado	1	21	21.0	0	21
Total	5	78	15.6	0	21
Opponents	9	225	25.0	0	47

Fumble Returns

Player	no.	yds	avg	td	lg
Kris Hutson	1	0	0.0	0	0
Total	1	0	0.0	0	0
Opponents	0	0	0.0	0	0

INDIVIDUAL STATS



2022-23 Oregon Football
Individual Statistics
All games

Scoring

Player	td	fg	PAT						pts
			kick	rush	rcv	pass	dxp	saf	
Camden Lewis	-	6-6	18-18	-	-	-	-	-	36
Terrance Ferguson	4	-	-	-	-	-	-	-	24
Bo Nix	3	-	-	1	-	-	-	-	20
Cam McCormick	2	-	-	-	-	-	-	-	12
Bucky Irving	2	-	-	-	-	-	-	-	12
Troy Franklin	2	-	-	-	-	-	-	-	12
Byron Cardwell	2	-	-	-	-	-	-	-	12
Casey Rogers	1	-	-	-	-	-	-	-	6
Mase Funa	1	-	-	-	-	-	-	-	6
Noah Whittington	1	-	-	-	-	-	-	-	6
Kilohana Haasenritter	1	-	-	-	-	-	-	-	6
Jordan James	1	-	-	-	-	-	-	-	6
Total	20	6-6	18-18	1	0	0	0	0	158
Opponents	17	2-3	16-16	0	0	0	0	0	124

Field Goals

Player	fg	pct.	01-19	20-29	30-39	40-49	50-99	lg	blk
Camden Lewis	6-6	100.0	0-0	5-5	1-1	0-0	0-0	35	0
Opponents	2-3	66.7	0-0	0-0	2-3	0-0	0-0	38	0

FG Sequence

Team Name	Oregon	Opponents
Georgia	(35)	
BYU	(28),(25)	38
Washington St.	(29),(28),(27)	(38),(38)

Numbers in (parentheses) indicate field goal was made

All Purpose

Player	g	rush	rcv	pr	kr	ir	total	avg/g
Troy Franklin	4	0	339	0	0	0	339	84.8
Bucky Irving	4	265	58	0	0	0	323	80.8
Noah Whittington	4	178	19	0	0	0	197	49.3
Chase Cota	4	0	163	15	0	0	178	44.5
Sean Dollars	4	94	56	0	18	0	168	42.0
Bo Nix	4	120	18	0	0	0	138	34.5
Kris Hutson	4	0	108	15	0	0	123	30.8
Dont'e Thornton	4	0	122	0	0	0	122	30.5
Terrance Ferguson	4	0	118	0	0	0	118	29.5
Byron Cardwell	2	76	34	0	0	0	110	55.0
Seven McGee	4	-11	29	0	39	0	57	14.3
Jordan James	3	48	6	0	0	0	54	18.0
Moliki Matavao	4	0	46	0	0	0	46	11.5
Josh Delgado	3	0	12	7	21	0	40	13.3
Cam McCormick	4	0	38	0	0	0	38	9.5
Kilohana Haasenritter	3	37	1	0	0	0	38	12.7
Mase Funa	4	0	0	0	0	27	27	6.8
Trikweze Bridges	4	0	0	0	0	21	21	5.3
Caleb Chapman	1	0	15	0	0	0	15	15.0
Christian Gonzalez	4	0	0	0	0	11	11	2.8
Patrick Herbert	4	0	5	0	0	0	5	1.3
Ty Thompson	2	-1	0	0	0	0	-1	-0.5
Team	4	-13	0	0	0	0	-13	-3.3
Total	4	793	1187	37	78	59	2154	538.5
Opponents	4	346	1206	0	225	122	1899	474.8

Total Offense

Player	g	plays	rush	pass	total	avg/g
Bo Nix	4	158	120	1100	1220	305.0
Bucky Irving	4	39	265	18	283	70.8
Noah Whittington	4	35	178	0	178	44.5
Sean Dollars	4	14	94	0	94	23.5
Byron Cardwell	2	11	76	0	76	38.0
Ty Thompson	2	10	-1	68	67	33.5
Jordan James	3	16	48	0	48	16.0
Kilohana Haasenritter	3	7	37	0	37	12.3
Jay Butterfield	1	1	0	1	1	1.0
Seven McGee	4	3	-11	0	-11	-2.8
Team	4	0	-13	0	-13	-3.3
Total	4	298	793	1187	1980	495.0
Opponents	4	251	346	1206	1552	388.0

Punting

Player	no.	yds	avg	lg	tb	fc	i20	50+	blk
Adam Barry	7	261	37.3	46	0	6	2	0	0
Bo Nix	1	33	33.0	33	0	0	0	0	0
Ross James	1	42	42.0	42	0	1	1	0	0
Total	9	336	37.3	46	0	7	3	0	0
Opponents	12	522	43.5	54	1	5	3	3	0

Kickoffs

Player	no.	yds	avg	tb	ob	retn	net	ydln
Andrew Boyle	18	1159	64.4	13	1			
Camden Lewis	10	645	64.5	6	0			
Alex Bales	1	52	52.0	0	0			
Total	29	1856	64.0	19	1	9	38.8	26
Opponents	22	1356	61.6	13	0	5	39.8	25



DEFENSIVE STATS

2022-23 Oregon Football
Overall Defense Statistics
All gamesPage 1/1
as of Sep 26, 2022

Team Defense

##	Player	gp	Tackles				Sacks	Pass defense			Fumbles		blkd	
			ua	a	tot	tfl/yds		no-yds	int-yds	brup	qbh	fr-yds	ff	kick
33	Jeffrey Bassa	4	10	9	19	1-3
4	Bennett Williams	4	13	6	19	.	.	.	1
10	Justin Flowe	3	8	11	19	2-4	.	.	.	1
19	Jamal Hill	4	14	4	18	.	.	.	1
1	Noah Sewell	4	4	12	16	2.5-25	1-12
7	Steve Stephens IV	4	5	10	15
3	Brandon Dorlus	4	4	9	13	3-6	0.5-2	.	.	1
2	DJ Johnson	4	7	6	13	3-16	3-16
0	Christian Gonzalez	4	8	4	12	.	.	1-11	2
11	Trikweze Bridges	4	10	2	12	0.5-1	.	2-21	1
42	Jackson LaDuke	4	5	6	11
18	Mase Funa	4	.	9	9	0.5-1	.	1-27
98	Casey Rogers	4	6	3	9	1.5-3
21	Keith Brown	4	4	3	7	1-9	1-9
12	Daymon David	3	5	1	6
13	Bryan Addison	4	4	2	6	1-2	1	.	.	.
91	Jordon Riley	4	3	3	6	1.5-3	0.5-2	.	.	1
95	Keyon Ware-Hudson	4	2	3	5	0.5-1
48	Treven Ma'ae	4	3	2	5	1-8	1-8	.	1
24	JJ Greenfield	4	2	2	4
8	Dontae Manning	4	2	2	4
44	Brady Swinson	4	1	2	3	0.5-1
22	Darren Barkins	4	3	.	3	.	.	.	1
14	Khamari Terrell	3	1	1	2
35	Micah Roth	3	2	.	2
55	Taki Taimani	4	1	1	2	0.5-1	.	.	1	1
17	Kyler Kasper	1	.	1	1
49	Camden Lewis	4	.	1	1
29	Kilohana Haasenritter	3	1	.	1
20	Jailil Tucker	1	.	1	1
26	Devon Jackson	4	1	.	1
98	Andrew Boyle	3	1	.	1
2	Dont'e Thornton	4	1	.	1
46	Bryce Boettcher	4	.	1	1
0	Bucky Irving	4	1	.	1
27	Marko Vidackovic	3	.	1	1
6	Jahlil Florence	3	1	.	1
40	Sir Mells	1	1
1	Kris Hutson	4	1-0	.	.	.
	Totals	4	133	118	251	20-84	7-49	4-59	9	4	1-0	1	0	0
	Opponents	4	161	144	305	20-72	0-0	4-122	7	7	0-0	1	0	0

TEAM GAME-BY-GAME



2022-23 Oregon Football
Team Game-by-Game
All games

Page 1/1
as of Sep 26, 2022

Date	Opponent	Rushing				Receiving				Passing				Kick Returns				Punt Returns				tot off		
		no.	yds	td	lg	no.	yds	td	lg	cmp	att	int	yds	td	lg	no.	yds	td	lg	no.	yds		td	lg
09/03/2022	vs Georgia	31	140	0	16	21	173	0	22	21	37	2	173	0	22	1	9	0	9	0	0	0	0	313
09/10/2022	Eastern Wash.	48	263	4	26	34	341	5	39	34	41	0	341	5	39	2	35	0	21	5	44	0	15	604
09/17/2022	BYU	44	212	3	36	14	227	2	50	14	20	1	227	2	50	1	18	0	18	1	-7	0	0	439
09/24/2022	at Washington St.	32	178	1	19	34	446	3	55	34	45	1	446	3	55	1	16	0	16	0	0	0	0	624
Oregon		155	793	8	36	103	1187	10	55	103	143	4	1187	10	55	5	78	0	21	6	37	0	15	1980
Opponents		102	346	7	22	108	1206	9	60	108	149	4	1206	9	60	9	225	0	47	0	0	0	0	1552

Oregon Averages

Games	Avg/ rush	Avg/ catch	Pass effic	KR avg	PR avg	All purpose avg/game	Total offense avg/game
4	5.1	11.5	159.2	15.6	6.2	538.5	495.0

Date	Opponent	Tackles			Sacks	Fumble	Pass Defense			blkd	PAT attempts			off				
		ua	a	total	tfl-yds	no-yds	ff	fr-yds	int-yds	qbh	brup	kick	kick	rush	rcv	saf	t/o	pts
09/03/2022	vs Georgia	38	20	58	1.0-1	0-0	0	0-0	0-0	0	1	0	0-0	0	0	0	0	3
09/10/2022	Eastern Wash.	30	18	48	5.0-17	2-11	1	0-0	2-32	0	3	0	10-10	0	0	0	14	70
09/17/2022	BYU	32	34	66	3.0-7	1-4	0	1-0	0-0	1	3	0	5-5	0	0	0	0	41
09/24/2022	at Washington St.	33	46	79	11.0-59	4-34	0	0-0	2-27	3	2	0	3-3	1	0	0	7	44
Oregon		133	118	251	20.0-84	7-49	1	1-0	4-59	4	9	0	18-18	1	0	0	21	158
Opponents		161	144	305	20.0-72	0-0	1	0-0	4-122	7	7	0	16-16	0	0	0	27	124

Date	Opponent	Punting										Field Goals			Kickoffs			
		no.	yds	avg	long	blkd	tb	fc	50+	i20	md-att	long	blkd	no.	yds	avg	tb	ob
09/03/2022	vs Georgia	4	155	38.8	46	0	0	3	0	2	1-1	35	0	2	130	65.0	1	0
09/10/2022	Eastern Wash.	1	39	39.0	39	0	0	1	0	0	0-0	0	0	10	645	64.5	6	0
09/17/2022	BYU	2	68	34.0	39	0	0	1	0	0	2-2	28	0	8	499	62.4	5	0
09/24/2022	at Washington St.	2	74	37.0	42	0	0	2	0	1	3-3	29	0	9	582	64.7	7	1
Oregon		9	336	37.3	46	0	0	7	0	3	6-6	35	0	29	1856	64.0	19	1
Opponents		12	522	43.5	54	0	1	5	3	3	2-3	38	0	22	1356	61.6	13	0



▶ OPPONENT GAME-BY-GAME



2022-23 Oregon Football Opponents Game-by-Game All games

Page 1/1
as of Sep 26, 2022

Date	Opponent	Rushing				Receiving				Passing				Kick Returns				Punt Returns				tot off		
		no.	yds	td	lg	no.	yds	td	lg	cmp	att	int	yds	td	lg	no.	yds	td	lg	no.	yds		td	lg
09/03/2022	vs Georgia	25	132	4	12	30	439	3	38	30	37	0	439	3	38	1	36	0	36	0	0	0	0	571
09/10/2022	Eastern Wash.	28	100	0	22	12	87	2	17	12	23	2	87	2	17	4	103	0	47	0	0	0	0	187
09/17/2022	BYU	24	61	1	11	29	305	2	35	29	41	0	305	2	35	3	61	0	26	0	0	0	0	366
09/24/2022	at Washington St.	25	53	2	16	37	375	2	60	37	48	2	375	2	60	1	25	0	25	0	0	0	0	428
Opponents		102	346	7	22	108	1206	9	60	108	149	4	1206	9	60	9	225	0	47	0	0	0	0	1552
Oregon		155	793	8	36	103	1187	10	55	103	143	4	1187	10	55	5	78	0	21	6	37	0	15	1980

Opponents Averages

Games	Avg/ rush	Avg/ catch	Pass effic	KR avg	PR avg	All purpose avg/game	Total offense avg/game
4	3.4	11.2	155.0	25.0	0.0	474.8	388.0

Date	Opponent	Tackles			Sacks	Fumble		Pass Defense			blkd kick	PAT attempts			off			
		ua	a	total		tfl-yds	no-yds	ff	fr-yds	int-yds		qbh	brup	kick	kick	rush	rcv	saf
09/03/2022	vs Georgia	43	12	55	3.0-4	0-0	0	0-0	2-22	0	2	0	7-7	0	0	0	14	49
09/10/2022	Eastern Wash.	46	50	96	6.0-17	0-0	1	0-0	0-0	0	2	0	2-2	0	0	0	0	14
09/17/2022	BYU	33	40	73	4.0-35	0-0	0	0-0	1-5	0	2	0	2-2	0	0	0	6	20
09/24/2022	at Washington St.	39	42	81	7.0-16	0-0	0	0-0	1-95	7	1	0	5-5	0	0	0	7	41
Opponents		161	144	305	20.0-72	0-0	1	0-0	4-122	7	7	0	16-16	0	0	0	27	124
Oregon		133	118	251	20.0-84	7-49	1	1-0	4-59	4	9	0	18-18	1	0	0	21	158

Date	Opponent	Punting										Field Goals			Kickoffs				
		no.	yds	avg	long	blkd	tb	fc	50+	i20	md-att	long	blkd	no.	yds	avg	tb	ob	
09/03/2022	vs Georgia	1	53	53.0	53	0	0	1	1	1	0-0	0	0	8	515	64.4	6	0	
09/10/2022	Eastern Wash.	7	320	45.7	54	0	1	0	2	1	0-0	0	0	3	171	57.0	0	0	
09/17/2022	BYU	1	34	34.0	34	0	0	1	0	0	0-1	0	0	4	230	57.5	2	0	
09/24/2022	at Washington St.	3	115	38.3	45	0	0	3	0	1	2-2	38	0	7	440	62.9	5	0	
Opponents		12	522	43.5	54	0	1	5	3	3	2-3	38	0	22	1356	61.6	13	0	
Oregon		9	336	37.3	46	0	0	7	0	3	6-6	35	0	29	1856	64.0	19	1	

PARTICIPATION



**2022-23 Oregon Football
Games Played
All games**

##	Player	GP-GS	UGa	EWU	BYU	WSU
0	Christian Gonzalez	4/4	START	START	START	START
0	Bucky Irving	4/3	START	XXX	START	START
1	Noah Sewell	4/4	START	START	START	START
1	Kris Hutson	4/3	START	START	START	XXX
2	DJ Johnson	4/4	START	START	START	START
2	Dont'e Thornton	4/0	XXX	XXX	XXX	XXX
3	Brandon Dorlus	4/4	START	START	START	START
3	Terrance Ferguson	4/2	START	XXX	XXX	START
4	Bennett Williams	4/4	START	START	START	START
5	Sean Dollars	4/0	XXX	XXX	XXX	XXX
5	Anthony Jones	0/0
6	Isaiah Crocker	0/0
6	Jahlil Florence	3/0	XXX	XXX	XXX	...
7	Steve Stephens IV	4/4	START	START	START	START
7	Seven McGee	4/0	XXX	XXX	XXX	XXX
8	Dontae Manning	4/0	XXX	XXX	XXX	XXX
8	Moliki Matavao	4/3	XXX	START	START	START
9	Jay Butterfield	1/0	...	XXX
9	Jaden Navarette	0/0
10	Bo Nix	4/4	START	START	START	START
10	Justin Flowe	3/1	START	XXX	...	XXX
11	Trikweze Bridges	4/4	START	START	START	START
11	Troy Franklin	4/3	START	XXX	START	START
12	Daymon David	3/0	...	XXX	XXX	XXX
12	Terrell Tilmon	1/0	...	XXX
13	Bryan Addison	4/0	XXX	XXX	XXX	XXX
13	Ty Thompson	2/0	...	XXX	XXX	...
14	Justius Lowe	0/0
14	Khamari Terrell	3/0	...	XXX	XXX	XXX
15	Jake Van Dyne	0/0
15	Isaiah Brevard	3/0	...	XXX	XXX	XXX
16	Marcus Sanders	0/0
17	Jabril McNeill	2/0	...	XXX	XXX	...
17	Kyler Kasper	1/0	...	XXX
18	Mase Funa	4/2	XXX	START	START	XXX
19	Caleb Chapman	1/0	...	XXX
19	Jamal Hill	4/2	START	XXX	XXX	START
20	Jordan James	3/0	XXX	...	XXX	XXX
20	Jahlil Tucker	1/0	...	XXX
21	Keith Brown	4/0	XXX	XXX	XXX	XXX
21	Byron Cardwell	2/0	XXX	XXX
22	Noah Whittington	4/1	XXX	START	XXX	XXX
22	Darren Barkins	4/0	XXX	XXX	XXX	XXX
23	Chase Cota	4/4	START	START	START	START
23	Trejon Williams	0/0
24	JJ Greenfield	4/0	XXX	XXX	XXX	XXX
25	Brison Cobbins	0/0
25	Jonathan Flowe	2/0	XXX	XXX
26	Ellis Bynum	0/0
26	Devon Jackson	4/0	XXX	XXX	XXX	XXX
27	Marko Vidackovic	3/0	XXX	XXX	XXX	...
28	Avante Dickerson	1/0	...	XXX
28	Preston Alford	0/0
29	Kilohana Haasenritter	3/0	...	XXX	XXX	XXX
29	Dominic Stephens	0/0
30	Donovan Dalton	0/0
31	DJ Beckum	0/0
31	LaVaughn Luellen	0/0
32	Emar'ion Winston	1/0	...	XXX
33	Jeffrey Bassa	4/1	XXX	XXX	XXX	START

##	Player	GP-GS	UGa	EWU	BYU	WSU
34	Aaron Smith	0/0
34	Harrison Taggart	2/0	...	XXX	XXX	...
35	Micah Roth	3/0	XXX	XXX	XXX	...
36	Timon Davis	1/0	...	XXX
37	Max Wysocki	1/0	...	XXX
38	Rayquan Williams	0/0
38	Kade Wisher	0/0
39	Dane Sipos	1/0	...	XXX
40	Sir Mells	1/0	...	XXX
41	Zach Grisham	0/0
42	Jackson LaDuke	4/2	XXX	START	START	XXX
43	Brandon Buckner	0/0
43	Devin Morrow	0/0
44	Bradyn Swinson	4/0	XXX	XXX	XXX	XXX
45	Karsten Battles	4/0	XXX	XXX	XXX	XXX
45	Peter Burke	0/0
46	Bryce Boettcher	4/0	XXX	XXX	XXX	XXX
47	Elijah Williams	0/0
48	Treven Ma'ae	4/0	XXX	XXX	XXX	XXX
49	Camden Lewis	4/0	XXX	XXX	XXX	XXX
50	Popo Aumavae	0/0
52	Dave Iuli	1/0	...	XXX
52	Ben Roberts	2/0	...	XXX	XXX	...
53	Ryan Walk	3/3	START	...	START	START
55	Taki Taimani	4/0	XXX	XXX	XXX	XXX
55	Marcus Harper II	4/3	XXX	START	START	START
56	T.J. Bass	4/4	START	START	START	START
57	Luke Basso	1/0	...	XXX
58	Jackson Powers-Johnson	2/0	...	XXX	XXX	...
60	Kanen Rossi	1/0	...	XXX
61	Josh Simmons	0/0
62	Holden Whipple	0/0
65	Charlie Pickard	1/0	...	XXX
67	Cole Young	0/0
69	Bailey Jaramillo	2/0	XXX	XXX
70	Dawson Jaramillo	3/0	XXX	XXX	XXX	...
71	Malaesala Aumavae-Laulu	4/4	START	START	START	START
71	Malachi Hannah	0/0
72	Bram Walden	0/0
73	Kawika Rogers	1/0	...	XXX
73	Ty Delgado	0/0
74	Steven Jones	2/2	START	START
75	Faaope Laloulu	3/0	...	XXX	XXX	XXX
76	Josh Conerly Jr.	4/0	XXX	XXX	XXX	XXX
77	Michael Wooten	0/0
78	Alex Forsyth	4/4	START	START	START	START
80	Cole Prusia	0/0
82	Michael Jennings	0/0
83	Josh Delgado	3/0	XXX	XXX	...	XXX
84	Cam McCormick	4/1	XXX	START	XXX	XXX
85	Malachi Russell	0/0
86	Darrian Anderson	0/0
87	Von Reames	2/0	...	XXX	...	XXX
88	Patrick Herbert	4/0	XXX	XXX	XXX	XXX
89	Tyler Nanney	1/0	...	XXX
90	Jake Shipley	3/0	XXX	XXX	XXX	...
91	Alex Bales	1/0	XXX	...
91	Jordan Riley	4/4	START	START	START	START
92	Ross James	1/0	XXX
93	Adam Barry	4/0	XXX	XXX	XXX	XXX

##	Player	GP-GS	UGa	EWU	BYU	WSU
94	Sua'ava Poti	0/0
95	Keyon Ware-Hudson	4/0	XXX	XXX	XXX	XXX
97	Maceal Afaese	0/0
98	Casey Rogers	4/4	START	START	START	START
98	Andrew Boyle	3/0	XXX	...	XXX	XXX
99	Keanu Williams	1/0	...	XXX