







2023 NCAA Championships - Finals

Team Results







Apr 15, 2023

| Rank | Gym | Team | Score |  |  |  |  |  |  |
|------|------------|------|---------|---|--|---|---|---|---|
| 1 | Stanford | X | 422.458 | 70.965 1 | 67.366 3 | 71.031 1 | 73.999 1 | 71.098 1 | 67.999 2 |
| 2 | Michigan | X | 419.889 | 70.799 2 | 66.365 5 | 70.197 2 | 72.365 2 | 70.998 2 | 69.165 1 |
| 3 | Illinois | X | 415.590 | 69.531 5 | 69.798 1 | 68.266 4 | 72.332 3 | 69.298 5 | 66.365 5 |
| 4 | Oklahoma | X | 414.024 | 70.665 4 | 67.464 2 | 67.966 5 | 72.131 4 | 68.532 6 | 67.266 4 |
| 5 | Nebraska | X | 412.427 | 70.698 3 | 65.166 6 | 67.666 6 | 71.766 5 | 69.833 3 | 67.298 3 |
| 6 | Penn State | X | 412.057 | 68.566 6 | 66.565 4 | 68.965 3 | 71.765 6 | 69.832 4 | 66.364 6 |

2023 NCAA Championships - Finals

Team Results







Apr 15, 2023

| Rank | Gym | Team | Score |  |  |  |  |  |  |
|------|----------|-----------------|---------|---|--|---|---|---|---|
| 1 | Stanford | X | 422.458 | 70.965 1 | 67.366 3 | 71.031 1 | 73.999 1 | 71.098 1 | 67.999 2 |
| | 342 | Nick Kuebler | | 14.800 | | 14.566 | | | 13.366 |
| | 336 | Taylor Burkhart | | 14.300 | | | 15.000 | | 14.000 |
| | 345 | Riley Loos | | 14.166 | | 14.166 | | | |
| | 340 | Asher Hong | | 14.133 | 13.000 | | 15.333 | 14.200 | |
| | 334 | Jeremy Bischoff | | 13.566 | | | | 14.033 | |
| | 338 | J.R. Chou | | | 13.800 | | | 14.033 | 13.900 |
| | 352 | Khoi Young | | | 13.633 | | 14.800 | | |
| | 351 | Colt Walker | | | 13.600 | | | | |
| | 348 | Luke McFarland | | | 13.333 | | | | |
| | 335 | Brandon Briones | | | | 14.733 | 14.533 | | |
| | 339 | Ian Gunther | | | | 14.000 | | 14.266 | 13.433 |
| | 333 | Mark Berlaga | | | | 13.566 | | | |
| | 347 | Zach Martin | | | | | 14.333 | | |
| | 349 | Brandon Nguyen | | | | | | 14.566 | 13.300 |
| 2 | Michigan | X | 419.889 | 70.799 2 | 66.365 5 | 70.197 2 | 72.365 2 | 70.998 2 | 69.165 1 |
| | 198 | Fred Richard | | 14.800 | 12.833 | 14.466 | 14.466 | 15.000 | 14.433 |
| | 185 | Landen Blixt | | 14.600 | 13.500 | | 14.566 | | |
| | 206 | Adam Wooten | | 14.266 | | 13.666 | | | 14.300 |
| | 184 | Javier Alfonso | | 14.033 | | 14.233 | | 13.066 | |
| | 187 | Casey Cummings | | 13.100 | | | 14.033 | | |
| | 204 | David Willett | | | 13.400 | | | | |
| | 188 | Zach Granados | | | 13.366 | | | | |
| | 199 | Markus Shears | | | 13.266 | | | | |
| | 197 | Chris Read | | | | 14.066 | 14.400 | | |
| | 186 | Crew Bold | | | | 13.766 | | | 13.466 |
| | 205 | David Wolma | | | | | 14.900 | | |
| | 203 | Virgil Watkins | | | | | | 14.666 | |
| | 201 | Evgeny Siminiuc | | | | | | 14.133 | 13.700 |
| | 193 | Logan McKeown | | | | | | 14.133 | |
| | 192 | Steven Lukasik | | | | | | | 13.266 |

2023 NCAA Championships - Finals

Team Results







Apr 15, 2023

| Rank | Gym | Team | Score |  |  |  |  |  |  |
|------|----------|---------------------|---------|---|--|---|---|---|---|
| 3 | Illinois | X | 415.590 | 69.531 5 | 69.798 1 | 68.266 4 | 72.332 3 | 69.298 5 | 66.365 5 |
| | 176 | Connor McCool | | 14.533 | | | 14.500 | | |
| | 166 | Josh Cook | | 13.933 | | 13.700 | 14.000 | 13.500 | |
| | 180 | Amari Sewell | | 13.833 | | | 14.866 | | |
| | 174 | Evan Manivong | | 13.666 | | | 14.500 | | 13.466 |
| | 169 | Michael Fletcher | | 13.566 | | 13.500 | 14.466 | 13.800 | 13.233 |
| | 181 | Ian Skirkey | | | 15.133 | | | | |
| | 171 | Sebastian Ingersoll | | | 13.966 | | | | |
| | 168 | Maksim Farkhadau | | | 13.833 | | | | |
| | 179 | David Pochinka | | | 13.533 | | | 14.566 | 12.900 |
| | 170 | Will Hauke | | | 13.333 | | | 14.366 | |
| | 164 | Ashton Anaya | | | | 14.800 | | | |
| | 165 | Ethan Boder | | | | 13.400 | | | |
| | 175 | Kyle Mayotte | | | | 12.866 | | | 13.333 |
| | 177 | Connor Micklos | | | | | | 13.066 | |
| | 167 | Tate Costa | | | | | | | 13.433 |
| 4 | Oklahoma | X | 414.024 | 70.665 4 | 67.464 2 | 67.966 5 | 72.131 4 | 68.532 6 | 67.266 4 |
| | 276 | Emre Dodanli | | 14.733 | | | 14.566 | 14.333 | 13.400 |
| | 280 | Spencer Goodell | | 14.333 | | 14.033 | 14.466 | 12.866 | |
| | 278 | Brigham Frentheway | | 13.900 | | | | | |
| | 277 | Jack Freeman | | 13.866 | | | | | 13.900 |
| | 282 | Vitaliy Guimaraes | | 13.833 | 13.166 | 13.000 | 14.166 | 13.300 | |
| | 285 | Zach Nunez | | | 14.333 | | 14.400 | 14.133 | 13.300 |
| | 291 | Ignacio Yockers | | | 14.266 | | | | |
| | 288 | Mac Seyler | | | 12.966 | | | | |
| | 275 | Braden Collier | | | 12.733 | | | | |
| | 289 | Daniel Simmons | | | | 13.700 | 14.533 | | |
| | 273 | Alan Camillus | | | | 13.700 | | 13.900 | |
| | 287 | Morgan Seyler | | | | 13.533 | | | 13.266 |
| | 274 | Kelton Christiansen | | | | | | | 13.400 |

2023 NCAA Championships - Finals

Team Results

Apr 15, 2023

| Rank | Gym | Team | Score |  |  |  |  |  |  |
|------|------------|----------------------|---------|---|--|---|---|---|---|
| 5 | Nebraska | X | 412.427 | 70.698 3 | 65.166 6 | 67.666 6 | 71.766 5 | 69.833 3 | 67.298 3 |
| | 232 | Taylor Christopoulos | | 14.600 | 13.500 | 13.500 | 14.433 | 14.400 | 13.733 |
| | 244 | Moritz Mueller | | 14.200 | | | | | |
| | 239 | Chris Hiser | | 14.066 | | 13.700 | | | |
| | 249 | Nathan York | | 14.066 | 13.400 | | | | |
| | 240 | Luke James | | 13.766 | | | 14.033 | | |
| | 248 | Travis Wong | | | 13.633 | | | | |
| | 238 | Cooper Giles | | | 13.500 | | | | |
| | 241 | Toby Liang | | | 11.133 | | | | 12.233 |
| | 236 | Liam Doherty-Herwitz | | | | 13.800 | | 14.033 | |
| | 234 | Asher Cohen | | | | 13.766 | | 14.000 | |
| | 233 | Yanni Chronopoulos | | | | 12.900 | | 13.800 | 13.433 |
| | 247 | Zachary Tiderman | | | | | 14.700 | | 13.533 |
| | 242 | Donte McKinney | | | | | 14.600 | | 14.366 |
| | 237 | James Friedman | | | | | 14.000 | 13.600 | |
| 6 | Penn State | X | 412.057 | 68.566 6 | 66.565 4 | 68.965 3 | 71.765 6 | 69.832 4 | 66.364 6 |
| | 295 | Matt Cormier | | 14.300 | | 13.366 | 14.500 | 14.466 | 13.966 |
| | 300 | Josh Karnes | | 13.866 | 13.233 | 13.166 | 14.733 | 14.633 | 13.333 |
| | 297 | Will Fleck | | 13.800 | 12.933 | | | | 12.033 |
| | 296 | Ethan Dick | | 13.600 | 13.400 | | 14.066 | 13.500 | |
| | 292 | Michael Artlip | | 13.000 | | | 14.166 | 13.500 | 13.166 |
| | 299 | Michael Jaroh | | | 13.633 | | | | |
| | 294 | Chase Clingman | | | 13.366 | | | | |
| | 306 | Matthew Underhill | | | | 14.233 | 14.300 | | |
| | 302 | Ian Raubal | | | | 14.200 | | 13.733 | 13.866 |
| | 307 | Nathaniel Warren | | | | 14.000 | | | |

2023 NCAA Championships - Finals

Event Results - Floor

Apr 15, 2023



| Rank | Num | Name | Gym | Diff | Exec | ND | Score | Out |
|------|-----|------------------------|------------|-------|-------|------|--------|-------|
| 1 | 342 | Nick Kuebler | Stanford | 5.800 | 9.000 | .. | 14.800 | 0.000 |
| 2 | 198 | Fred Richard | Michigan | 6.200 | 8.700 | -0.1 | 14.800 | 0.000 |
| 3 | 262 | Kameron Nelson | Ohio State | 6.100 | 8.666 | .. | 14.766 | 0.034 |
| 4 | 276 | Emre Dodanli | Oklahoma | 5.700 | 9.033 | .. | 14.733 | 0.067 |
| 5 | 232 | Taylor Christopulos | Nebraska | 5.600 | 9.000 | .. | 14.600 | 0.200 |
| 6 | 185 | Landen Blixt | Michigan | 5.700 | 8.900 | .. | 14.600 | 0.200 |
| 7 | 176 | Connor McCool | Illinois | 5.900 | 8.633 | .. | 14.533 | 0.267 |
| 8 | 208 | Syam Buradagunta | Navy | 5.500 | 8.833 | .. | 14.333 | 0.467 |
| 9 | 280 | Spencer Goodell | Oklahoma | 5.700 | 8.633 | .. | 14.333 | 0.467 |
| 10 | 336 | Taylor Burkhart | Stanford | 5.600 | 8.700 | .. | 14.300 | 0.500 |
| 11 | 295 | Matt Cormier | Penn State | 5.800 | 8.600 | -0.1 | 14.300 | 0.500 |
| 12 | 206 | Adam Wooten | Michigan | 5.500 | 8.766 | .. | 14.266 | 0.534 |
| 13 | 244 | Moritz Mueller | Nebraska | 5.300 | 8.900 | .. | 14.200 | 0.600 |
| 14= | 212 | Isaiah Drake | Navy | 5.300 | 8.866 | .. | 14.166 | 0.634 |
| 14= | 153 | Noah Newfeld | California | 5.300 | 8.866 | .. | 14.166 | 0.634 |
| 16 | 345 | Riley Loos | Stanford | 5.600 | 8.566 | .. | 14.166 | 0.634 |
| 17 | 340 | Asher Hong | Stanford | 6.000 | 8.133 | .. | 14.133 | 0.667 |
| 18 | 239 | Chris Hiser | Nebraska | 5.200 | 8.866 | .. | 14.066 | 0.734 |
| 19 | 249 | Nathan York | Nebraska | 5.300 | 8.766 | .. | 14.066 | 0.734 |
| 20 | 184 | Javier Alfonso | Michigan | 5.000 | 9.033 | .. | 14.033 | 0.767 |
| 21 | 211 | Ian Dinmore | Navy | 5.200 | 8.766 | .. | 13.966 | 0.834 |
| 22 | 119 | Oliver Zavel | Air Force | 5.400 | 8.566 | .. | 13.966 | 0.834 |
| 23 | 269 | Caden Spencer | Ohio State | 5.100 | 8.833 | .. | 13.933 | 0.867 |
| 24 | 166 | Josh Cook | Illinois | 5.500 | 8.433 | .. | 13.933 | 0.867 |
| 25 | 278 | Brigham Frentheway | Oklahoma | 5.300 | 8.600 | .. | 13.900 | 0.900 |
| 26 | 300 | Josh Karnes | Penn State | 5.300 | 8.566 | .. | 13.866 | 0.934 |
| 27 | 277 | Jack Freeman | Oklahoma | 5.400 | 8.466 | .. | 13.866 | 0.934 |
| 28 | 180 | Amari Sewell | Illinois | 5.100 | 8.733 | .. | 13.833 | 0.967 |
| 29 | 282 | Vitaliy Guimaraes | Oklahoma | 5.600 | 8.333 | -0.1 | 13.833 | 0.967 |
| 30 | 297 | Will Fleck | Penn State | 5.200 | 8.600 | .. | 13.800 | 1.000 |
| 31 | 240 | Luke James | Nebraska | 5.300 | 8.466 | .. | 13.766 | 1.034 |
| 32 | 174 | Evan Manivong | Illinois | 4.900 | 8.766 | .. | 13.666 | 1.134 |
| 33 | 158 | Tyler Shimizu | California | 5.000 | 8.633 | .. | 13.633 | 1.167 |
| 34 | 296 | Ethan Dick | Penn State | 5.100 | 8.500 | .. | 13.600 | 1.200 |
| 35 | 169 | Michael Fletcher | Illinois | 5.200 | 8.366 | .. | 13.566 | 1.234 |
| 36 | 334 | Jeremy Bischoff | Stanford | 5.700 | 7.966 | -0.1 | 13.566 | 1.234 |
| 37 | 116 | Erich Upton | Air Force | 5.600 | 7.966 | .. | 13.566 | 1.234 |
| 38 | 225 | Matthew Rosendahl | Navy | 5.000 | 8.500 | .. | 13.500 | 1.300 |
| 39 | 187 | Casey Cummings | Michigan | 4.800 | 8.300 | .. | 13.100 | 1.700 |
| 40 | 292 | Michael Artlip | Penn State | 4.400 | 8.600 | .. | 13.000 | 1.800 |
| 41 | 257 | Kazuki Hayashi | Ohio State | 4.500 | 8.066 | .. | 12.566 | 2.234 |
| 42 | 147 | Theodor Roald Gadderud | California | 5.400 | 5.433 | .. | 10.833 | 3.967 |

2023 NCAA Championships - Finals

Event Results - Pommel

Apr 15, 2023

Page: 1
Printed: 4/15/2023 8:41 PM

Men / 10
Session: 3



| Rank | Num | Name | Gym | Diff | Exec | ND | Score | Out |
|------|-----|---------------------|------------|-------|-------|----|--------|-------|
| 1 | 181 | Ian Skirkey | Illinois | 6.500 | 8.633 | .. | 15.133 | 0.000 |
| 2 | 285 | Zach Nunez | Oklahoma | 5.400 | 8.933 | .. | 14.333 | 0.800 |
| 3 | 291 | Ignacio Yockers | Oklahoma | 6.400 | 7.866 | .. | 14.266 | 0.867 |
| 4 | 171 | Sebastian Ingersoll | Illinois | 5.400 | 8.566 | .. | 13.966 | 1.167 |
| 5 | 168 | Maksim Farkhadau | Illinois | 5.300 | 8.533 | .. | 13.833 | 1.300 |
| 6 | 338 | J.R. Chou | Stanford | 5.500 | 8.300 | .. | 13.800 | 1.333 |
| 7 | 106 | Patrick Hoopes | Air Force | 6.500 | 7.200 | .. | 13.700 | 1.433 |
| 8 | 299 | Michael Jaroh | Penn State | 4.600 | 9.033 | .. | 13.633 | 1.500 |
| 9 | 248 | Travis Wong | Nebraska | 5.000 | 8.633 | .. | 13.633 | 1.500 |
| 10 | 352 | Khoi Young | Stanford | 6.200 | 7.433 | .. | 13.633 | 1.500 |
| 11 | 351 | Colt Walker | Stanford | 5.200 | 8.400 | .. | 13.600 | 1.533 |
| 12 | 104 | Sam Brown | Air Force | 4.800 | 8.766 | .. | 13.566 | 1.567 |
| 13 | 179 | David Pochinka | Illinois | 4.800 | 8.733 | .. | 13.533 | 1.600 |
| 14 | 238 | Cooper Giles | Nebraska | 4.900 | 8.600 | .. | 13.500 | 1.633 |
| 15 | 232 | Taylor Christopulos | Nebraska | 5.000 | 8.500 | .. | 13.500 | 1.633 |
| 16 | 185 | Landen Blixt | Michigan | 5.500 | 8.000 | .. | 13.500 | 1.633 |
| 17 | 296 | Ethan Dick | Penn State | 4.700 | 8.700 | .. | 13.400 | 1.733 |
| 18 | 249 | Nathan York | Nebraska | 5.100 | 8.300 | .. | 13.400 | 1.733 |
| 19 | 204 | David Willett | Michigan | 5.400 | 8.000 | .. | 13.400 | 1.733 |
| 20 | 188 | Zach Granados | Michigan | 5.200 | 8.166 | .. | 13.366 | 1.767 |
| 21 | 294 | Chase Clingman | Penn State | 5.600 | 7.766 | .. | 13.366 | 1.767 |
| 22 | 170 | Will Hauke | Illinois | 4.900 | 8.433 | .. | 13.333 | 1.800 |
| 23 | 348 | Luke McFarland | Stanford | 5.200 | 8.133 | .. | 13.333 | 1.800 |
| 24 | 199 | Markus Shears | Michigan | 5.800 | 7.466 | .. | 13.266 | 1.867 |
| 25 | 300 | Josh Karnes | Penn State | 5.100 | 8.133 | .. | 13.233 | 1.900 |
| 26 | 152 | Aidan Li | California | 5.100 | 8.100 | .. | 13.200 | 1.933 |
| 27 | 282 | Vitaliy Guimaraes | Oklahoma | 5.200 | 7.966 | .. | 13.166 | 1.967 |
| 28 | 137 | Maddox Pabellon | Army | 5.400 | 7.700 | .. | 13.100 | 2.033 |
| 29 | 153 | Noah Newfeld | California | 4.700 | 8.300 | .. | 13.000 | 2.133 |
| 30 | 340 | Asher Hong | Stanford | 5.700 | 7.300 | .. | 13.000 | 2.133 |
| 31 | 288 | Mac Seyler | Oklahoma | 5.300 | 7.666 | .. | 12.966 | 2.167 |
| 32 | 297 | Will Fleck | Penn State | 4.500 | 8.433 | .. | 12.933 | 2.200 |
| 33 | 198 | Fred Richard | Michigan | 5.600 | 7.233 | .. | 12.833 | 2.300 |
| 34 | 169 | Michael Fletcher | Illinois | 4.600 | 8.166 | .. | 12.766 | 2.367 |
| 35 | 275 | Braden Collier | Oklahoma | 5.000 | 7.733 | .. | 12.733 | 2.400 |
| 36 | 119 | Oliver Zavel | Air Force | 4.400 | 8.133 | .. | 12.533 | 2.600 |
| 37 | 158 | Tyler Shimizu | California | 4.700 | 7.833 | .. | 12.533 | 2.600 |
| 38 | 150 | Will Lavanakul | California | 6.000 | 6.400 | .. | 12.400 | 2.733 |
| 39 | 116 | Erich Upton | Air Force | 4.500 | 7.700 | .. | 12.200 | 2.933 |
| 40 | 262 | Kameron Nelson | Ohio State | 4.200 | 7.933 | .. | 12.133 | 3.000 |
| 41 | 212 | Isaiah Drake | Navy | 5.100 | 6.766 | .. | 11.866 | 3.267 |
| 42 | 271 | Parker Thackston | Ohio State | 5.400 | 6.300 | .. | 11.700 | 3.433 |
| 43 | 295 | Matt Cormier | Penn State | 4.600 | 6.666 | .. | 11.266 | 3.867 |
| 44 | 241 | Toby Liang | Nebraska | 4.100 | 7.033 | .. | 11.133 | 4.000 |

2023 NCAA Championships - Finals

Event Results - Rings

Apr 15, 2023

Page: 1
Printed: 4/15/2023 8:41 PM

Men / 10
Session: 3



| Rank | Num | Name | Gym | Diff | Exec | ND | Score | Out |
|------|-----|----------------------|------------|-------|-------|----|--------|-------|
| 1 | 164 | Ashton Anaya | Illinois | 5.700 | 9.100 | .. | 14.800 | 0.000 |
| 2 | 335 | Brandon Briones | Stanford | 5.600 | 9.133 | .. | 14.733 | 0.067 |
| 3 | 258 | Donovan Hewitt | Ohio State | 5.500 | 9.100 | .. | 14.600 | 0.200 |
| 4 | 342 | Nick Kuebler | Stanford | 5.400 | 9.166 | .. | 14.566 | 0.234 |
| 5 | 198 | Fred Richard | Michigan | 5.300 | 9.166 | .. | 14.466 | 0.334 |
| 6 | 340 | Asher Hong | Stanford | 5.900 | 8.366 | .. | 14.266 | 0.534 |
| 7 | 306 | Matthew Underhill | Penn State | 5.500 | 8.733 | .. | 14.233 | 0.567 |
| 8 | 184 | Javier Alfonso | Michigan | 5.600 | 8.633 | .. | 14.233 | 0.567 |
| 9 | 302 | Ian Raubal | Penn State | 5.400 | 8.800 | .. | 14.200 | 0.600 |
| 10 | 345 | Riley Loos | Stanford | 5.700 | 8.466 | .. | 14.166 | 0.634 |
| 11 | 197 | Chris Read | Michigan | 5.100 | 8.966 | .. | 14.066 | 0.734 |
| 12 | 280 | Spencer Goodell | Oklahoma | 4.900 | 9.133 | .. | 14.033 | 0.767 |
| 13 | 307 | Nathaniel Warren | Penn State | 5.200 | 8.800 | .. | 14.000 | 0.800 |
| 14 | 339 | Ian Gunther | Stanford | 5.400 | 8.600 | .. | 14.000 | 0.800 |
| 15 | 103 | Garrett Braunton | Air Force | 5.100 | 8.866 | .. | 13.966 | 0.834 |
| 16 | 236 | Liam Doherty-Herwitz | Nebraska | 5.100 | 8.700 | .. | 13.800 | 1.000 |
| 17= | 234 | Asher Cohen | Nebraska | 4.800 | 8.966 | .. | 13.766 | 1.034 |
| 17= | 186 | Crew Bold | Michigan | 4.800 | 8.966 | .. | 13.766 | 1.034 |
| 19 | 212 | Isaiah Drake | Navy | 5.000 | 8.733 | .. | 13.733 | 1.067 |
| 20 | 289 | Daniel Simmons | Oklahoma | 4.900 | 8.800 | .. | 13.700 | 1.100 |
| 21 | 166 | Josh Cook | Illinois | 5.000 | 8.700 | .. | 13.700 | 1.100 |
| 22 | 273 | Alan Camillus | Oklahoma | 5.200 | 8.500 | .. | 13.700 | 1.100 |
| 23 | 239 | Chris Hiser | Nebraska | 5.300 | 8.400 | .. | 13.700 | 1.100 |
| 24 | 206 | Adam Wooten | Michigan | 5.000 | 8.666 | .. | 13.666 | 1.134 |
| 25 | 262 | Kameron Nelson | Ohio State | 4.800 | 8.800 | .. | 13.600 | 1.200 |
| 26 | 333 | Mark Berlaga | Stanford | 5.700 | 7.866 | .. | 13.566 | 1.234 |
| 27 | 287 | Morgan Seyler | Oklahoma | 4.800 | 8.733 | .. | 13.533 | 1.267 |
| 28 | 169 | Michael Fletcher | Illinois | 4.600 | 8.900 | .. | 13.500 | 1.300 |
| 29 | 232 | Taylor Christopoulos | Nebraska | 4.700 | 8.800 | .. | 13.500 | 1.300 |
| 30 | 165 | Ethan Boder | Illinois | 4.300 | 9.100 | .. | 13.400 | 1.400 |
| 31 | 158 | Tyler Shimizu | California | 4.500 | 8.900 | .. | 13.400 | 1.400 |
| 32 | 126 | Joseph Buselmeier | Army | 4.400 | 8.966 | .. | 13.366 | 1.434 |
| 33 | 295 | Matt Cormier | Penn State | 4.700 | 8.666 | .. | 13.366 | 1.434 |
| 34 | 255 | Kristian Grahovski | Ohio State | 4.300 | 9.033 | .. | 13.333 | 1.467 |
| 35 | 300 | Josh Karnes | Penn State | 4.600 | 8.566 | .. | 13.166 | 1.634 |
| 36 | 153 | Noah Newfeld | California | 5.000 | 8.133 | .. | 13.133 | 1.667 |
| 37 | 185 | Landen Blixt | Michigan | 4.400 | 8.666 | .. | 13.066 | 1.734 |
| 38 | 282 | Vitaliy Guimaraes | Oklahoma | 4.700 | 8.300 | .. | 13.000 | 1.800 |
| 39 | 233 | Yanni Chronopoulos | Nebraska | 4.800 | 8.100 | .. | 12.900 | 1.900 |
| 40 | 358 | Christian Marsh | WM | 5.400 | 7.500 | .. | 12.900 | 1.900 |
| 41 | 175 | Kyle Mayotte | Illinois | 4.200 | 8.666 | .. | 12.866 | 1.934 |
| 42 | 119 | Oliver Zavel | Air Force | 4.400 | 8.466 | .. | 12.866 | 1.934 |
| 43 | 116 | Erich Upton | Air Force | 3.800 | 8.333 | .. | 12.133 | 2.667 |
| 44 | 157 | Chris Scales | California | 4.900 | 6.733 | .. | 11.633 | 3.167 |

2023 NCAA Championships - Finals

Event Results - Vault

Apr 15, 2023

Page: 1
Printed: 4/15/2023 8:41 PM

Men / 10
Session: 3



| Rank | Num | Name | Gym | Diff | Exec | ND | Score | Out |
|------|-----|----------------------|-------------|-------|-------|------|--------|-------|
| 1 | 340 | Asher Hong | Stanford | 6.000 | 9.333 | .. | 15.333 | 0.000 |
| 2 | 336 | Taylor Burkhart | Stanford | 5.500 | 9.500 | .. | 15.000 | 0.333 |
| 3 | 205 | David Wolma | Michigan | 5.300 | 9.600 | .. | 14.900 | 0.433 |
| 4 | 180 | Amari Sewell | Illinois | 5.300 | 9.566 | .. | 14.866 | 0.467 |
| 5 | 262 | Kameron Nelson | Ohio State | 5.300 | 9.500 | .. | 14.800 | 0.533 |
| 6 | 352 | Khoi Young | Stanford | 5.400 | 9.400 | .. | 14.800 | 0.533 |
| 7 | 300 | Josh Karnes | Penn State | 5.300 | 9.433 | .. | 14.733 | 0.600 |
| 8 | 247 | Zachary Tiderman | Nebraska | 5.200 | 9.500 | .. | 14.700 | 0.633 |
| 9 | 242 | Donte McKinney | Nebraska | 5.200 | 9.400 | .. | 14.600 | 0.733 |
| 10= | 276 | Emre Dodanli | Oklahoma | 5.200 | 9.366 | .. | 14.566 | 0.767 |
| 10= | 185 | Landen Blixt | Michigan | 5.200 | 9.366 | .. | 14.566 | 0.767 |
| 12= | 258 | Donovan Hewitt | Ohio State | 5.200 | 9.333 | .. | 14.533 | 0.800 |
| 12= | 335 | Brandon Briones | Stanford | 5.200 | 9.333 | .. | 14.533 | 0.800 |
| 12= | 289 | Daniel Simmons | Oklahoma | 5.200 | 9.333 | .. | 14.533 | 0.800 |
| 15 | 295 | Matt Cormier | Penn State | 5.200 | 9.400 | -0.1 | 14.500 | 0.833 |
| 16 | 174 | Evan Manivong | Illinois | 5.200 | 9.300 | .. | 14.500 | 0.833 |
| 17 | 176 | Connor McCool | Illinois | 5.300 | 9.200 | .. | 14.500 | 0.833 |
| 18 | 280 | Spencer Goodell | Oklahoma | 5.200 | 9.366 | -0.1 | 14.466 | 0.867 |
| 19= | 198 | Fred Richard | Michigan | 5.200 | 9.266 | .. | 14.466 | 0.867 |
| 19= | 169 | Michael Fletcher | Illinois | 5.200 | 9.266 | .. | 14.466 | 0.867 |
| 21 | 232 | Taylor Christopoulos | Nebraska | 5.200 | 9.233 | .. | 14.433 | 0.900 |
| 22= | 285 | Zach Nunez | Oklahoma | 5.200 | 9.200 | .. | 14.400 | 0.933 |
| 22= | 197 | Chris Read | Michigan | 5.200 | 9.200 | .. | 14.400 | 0.933 |
| 24 | 347 | Zach Martin | Stanford | 5.200 | 9.233 | -0.1 | 14.333 | 1.000 |
| 25 | 228 | Connor Van Loo | Navy | 4.800 | 9.500 | .. | 14.300 | 1.033 |
| 26 | 306 | Matthew Underhill | Penn State | 5.200 | 9.200 | -0.1 | 14.300 | 1.033 |
| 27 | 212 | Isaiah Drake | Navy | 5.200 | 9.066 | .. | 14.266 | 1.067 |
| 28 | 371 | Ricky Mays | Greenville | 5.200 | 9.033 | .. | 14.233 | 1.100 |
| 29= | 292 | Michael Artlip | Penn State | 4.800 | 9.366 | .. | 14.166 | 1.167 |
| 29= | 282 | Vitaliy Guimaraes | Oklahoma | 4.800 | 9.366 | .. | 14.166 | 1.167 |
| 31 | 116 | Erich Upton | Air Force | 5.200 | 8.933 | .. | 14.133 | 1.200 |
| 32 | 296 | Ethan Dick | Penn State | 4.800 | 9.266 | .. | 14.066 | 1.267 |
| 33 | 187 | Casey Cummings | Michigan | 4.800 | 9.233 | .. | 14.033 | 1.300 |
| 34 | 240 | Luke James | Nebraska | 5.200 | 9.133 | -0.3 | 14.033 | 1.300 |
| 35 | 112 | Samuel Metzler | Air Force | 5.200 | 8.933 | -0.1 | 14.033 | 1.300 |
| 36 | 237 | James Friedman | Nebraska | 4.800 | 9.200 | .. | 14.000 | 1.333 |
| 37 | 166 | Josh Cook | Illinois | 5.200 | 8.900 | -0.1 | 14.000 | 1.333 |
| 38= | 139 | Franco Peirano | Army | 4.800 | 9.133 | .. | 13.933 | 1.400 |
| 38= | 119 | Oliver Zavel | Air Force | 4.800 | 9.133 | .. | 13.933 | 1.400 |
| 40 | 158 | Tyler Shimizu | California | 4.800 | 8.966 | .. | 13.766 | 1.567 |
| 41 | 153 | Noah Newfeld | California | 5.200 | 8.100 | .. | 13.300 | 2.033 |
| 42 | 311 | Owen Carney | Springfield | 5.200 | 8.033 | -0.1 | 13.133 | 2.200 |

2023 NCAA Championships - Finals

Event Results - P Bars

Apr 15, 2023

Page: 1
Printed: 4/15/2023 8:41 PM

Men / 10
Session: 3



| Rank | Num | Name | Gym | Diff | Exec | ND | Score | Out |
|------|-----|----------------------|------------|-------|-------|----|--------|-------|
| 1 | 198 | Fred Richard | Michigan | 5.700 | 9.300 | .. | 15.000 | 0.000 |
| 2 | 203 | Virgil Watkins | Michigan | 6.000 | 8.666 | .. | 14.666 | 0.334 |
| 3 | 300 | Josh Karnes | Penn State | 6.000 | 8.633 | .. | 14.633 | 0.367 |
| 4 | 179 | David Pochinka | Illinois | 5.500 | 9.066 | .. | 14.566 | 0.434 |
| 5 | 349 | Brandon Nguyen | Stanford | 5.600 | 8.966 | .. | 14.566 | 0.434 |
| 6 | 295 | Matt Cormier | Penn State | 5.400 | 9.066 | .. | 14.466 | 0.534 |
| 7 | 232 | Taylor Christopoulos | Nebraska | 5.100 | 9.300 | .. | 14.400 | 0.600 |
| 8 | 170 | Will Hauke | Illinois | 5.300 | 9.066 | .. | 14.366 | 0.634 |
| 9 | 276 | Emre Dodanli | Oklahoma | 5.100 | 9.233 | .. | 14.333 | 0.667 |
| 10 | 339 | Ian Gunther | Stanford | 5.300 | 8.966 | .. | 14.266 | 0.734 |
| 11 | 340 | Asher Hong | Stanford | 5.900 | 8.300 | .. | 14.200 | 0.800 |
| 12 | 285 | Zach Nunez | Oklahoma | 5.200 | 8.933 | .. | 14.133 | 0.867 |
| 13 | 193 | Logan McKeown | Michigan | 5.300 | 8.833 | .. | 14.133 | 0.867 |
| 14 | 201 | Evgeny Siminiuc | Michigan | 5.700 | 8.433 | .. | 14.133 | 0.867 |
| 15 | 236 | Liam Doherty-Herwitz | Nebraska | 4.700 | 9.333 | .. | 14.033 | 0.967 |
| 16 | 334 | Jeremy Bischoff | Stanford | 5.800 | 8.233 | .. | 14.033 | 0.967 |
| 17 | 338 | J.R. Chou | Stanford | 6.000 | 8.033 | .. | 14.033 | 0.967 |
| 18 | 234 | Asher Cohen | Nebraska | 4.800 | 9.200 | .. | 14.000 | 1.000 |
| 19 | 156 | Noah Sano | California | 5.100 | 8.900 | .. | 14.000 | 1.000 |
| 20 | 119 | Oliver Zavel | Air Force | 5.200 | 8.800 | .. | 14.000 | 1.000 |
| 21 | 273 | Alan Camillus | Oklahoma | 5.100 | 8.800 | .. | 13.900 | 1.100 |
| 22 | 212 | Isaiah Drake | Navy | 4.800 | 9.066 | .. | 13.866 | 1.134 |
| 23 | 116 | Erich Upton | Air Force | 4.800 | 9.033 | .. | 13.833 | 1.167 |
| 24 | 233 | Yanni Chronopoulos | Nebraska | 4.700 | 9.100 | .. | 13.800 | 1.200 |
| 25 | 169 | Michael Fletcher | Illinois | 5.100 | 8.700 | .. | 13.800 | 1.200 |
| 26 | 256 | Jacob Harmon | Ohio State | 4.600 | 9.166 | .. | 13.766 | 1.234 |
| 27 | 302 | Ian Raubal | Penn State | 5.600 | 8.133 | .. | 13.733 | 1.267 |
| 28 | 237 | James Friedman | Nebraska | 4.900 | 8.700 | .. | 13.600 | 1.400 |
| 29 | 292 | Michael Artlip | Penn State | 4.300 | 9.200 | .. | 13.500 | 1.500 |
| 30 | 166 | Josh Cook | Illinois | 4.500 | 9.000 | .. | 13.500 | 1.500 |
| 31 | 296 | Ethan Dick | Penn State | 5.500 | 8.000 | .. | 13.500 | 1.500 |
| 32 | 262 | Kameron Nelson | Ohio State | 5.000 | 8.400 | .. | 13.400 | 1.600 |
| 33 | 158 | Tyler Shimizu | California | 4.400 | 8.966 | .. | 13.366 | 1.634 |
| 34 | 113 | Charlie Miles | Air Force | 4.700 | 8.633 | .. | 13.333 | 1.667 |
| 35 | 282 | Vitaliy Guimaraes | Oklahoma | 4.700 | 8.600 | .. | 13.300 | 1.700 |
| 36 | 126 | Joseph Buselmeier | Army | 4.500 | 8.600 | .. | 13.100 | 1.900 |
| 37 | 177 | Connor Micklos | Illinois | 4.600 | 8.466 | .. | 13.066 | 1.934 |
| 38 | 184 | Javier Alfonso | Michigan | 5.000 | 8.066 | .. | 13.066 | 1.934 |
| 39 | 280 | Spencer Goodell | Oklahoma | 5.200 | 7.666 | .. | 12.866 | 2.134 |
| 40 | 209 | William Champagne | Navy | 4.900 | 7.433 | .. | 12.333 | 2.667 |
| 41 | 267 | Tyler Rockwood | Ohio State | 4.700 | 7.033 | .. | 11.733 | 3.267 |
| 42 | 153 | Noah Newfeld | California | 5.100 | 6.633 | .. | 11.733 | 3.267 |
| 43 | 185 | Landen Blixt | Michigan | 5.200 | 6.100 | .. | 11.300 | 3.700 |

2023 NCAA Championships - Finals

Event Results - H Bar

Apr 15, 2023



| Rank | Num | Name | Gym | Diff | Exec | ND | Score | Out |
|------|-----|----------------------|-------------|-------|-------|----|--------|-------|
| 1 | 198 | Fred Richard | Michigan | 6.100 | 8.333 | .. | 14.433 | 0.000 |
| 2 | 242 | Donte McKinney | Nebraska | 5.000 | 9.366 | .. | 14.366 | 0.067 |
| 3 | 206 | Adam Wooten | Michigan | 5.500 | 8.800 | .. | 14.300 | 0.133 |
| 4 | 269 | Caden Spencer | Ohio State | 5.100 | 8.966 | .. | 14.066 | 0.367 |
| 5 | 336 | Taylor Burkhart | Stanford | 5.600 | 8.400 | .. | 14.000 | 0.433 |
| 6 | 295 | Matt Cormier | Penn State | 5.200 | 8.766 | .. | 13.966 | 0.467 |
| 7 | 277 | Jack Freeman | Oklahoma | 5.100 | 8.800 | .. | 13.900 | 0.533 |
| 8 | 338 | J.R. Chou | Stanford | 5.300 | 8.600 | .. | 13.900 | 0.533 |
| 9 | 302 | Ian Raubal | Penn State | 5.500 | 8.366 | .. | 13.866 | 0.567 |
| 10 | 232 | Taylor Christopoulos | Nebraska | 5.200 | 8.533 | .. | 13.733 | 0.700 |
| 11 | 201 | Evgeny Siminiuc | Michigan | 5.300 | 8.400 | .. | 13.700 | 0.733 |
| 12 | 247 | Zachary Tiderman | Nebraska | 4.600 | 8.933 | .. | 13.533 | 0.900 |
| 13 | 174 | Evan Manivong | Illinois | 4.700 | 8.766 | .. | 13.466 | 0.967 |
| 14 | 186 | Crew Bold | Michigan | 5.500 | 7.966 | .. | 13.466 | 0.967 |
| 15 | 233 | Yanni Chronopoulos | Nebraska | 4.400 | 9.033 | .. | 13.433 | 1.000 |
| 16 | 167 | Tate Costa | Illinois | 4.800 | 8.633 | .. | 13.433 | 1.000 |
| 17 | 339 | Ian Gunther | Stanford | 4.900 | 8.533 | .. | 13.433 | 1.000 |
| 18 | 274 | Kelton Christiansen | Oklahoma | 5.000 | 8.400 | .. | 13.400 | 1.033 |
| 19 | 276 | Emre Dodanli | Oklahoma | 5.300 | 8.100 | .. | 13.400 | 1.033 |
| 20 | 342 | Nick Kuebler | Stanford | 4.600 | 8.766 | .. | 13.366 | 1.067 |
| 21 | 212 | Isaiah Drake | Navy | 4.700 | 8.666 | .. | 13.366 | 1.067 |
| 22 | 175 | Kyle Mayotte | Illinois | 4.500 | 8.833 | .. | 13.333 | 1.100 |
| 23 | 300 | Josh Karnes | Penn State | 5.500 | 7.833 | .. | 13.333 | 1.100 |
| 24 | 311 | Owen Carney | Springfield | 4.300 | 9.000 | .. | 13.300 | 1.133 |
| 25 | 285 | Zach Nunez | Oklahoma | 4.600 | 8.700 | .. | 13.300 | 1.133 |
| 26 | 349 | Brandon Nguyen | Stanford | 5.200 | 8.100 | .. | 13.300 | 1.133 |
| 27 | 287 | Morgan Seyler | Oklahoma | 4.700 | 8.566 | .. | 13.266 | 1.167 |
| 28= | 119 | Oliver Zavel | Air Force | 4.800 | 8.466 | .. | 13.266 | 1.167 |
| 28= | 192 | Steven Lukasik | Michigan | 4.800 | 8.466 | .. | 13.266 | 1.167 |
| 30 | 169 | Michael Fletcher | Illinois | 4.800 | 8.433 | .. | 13.233 | 1.200 |
| 31 | 153 | Noah Newfeld | California | 4.500 | 8.700 | .. | 13.200 | 1.233 |
| 32 | 292 | Michael Artlip | Penn State | 4.800 | 8.366 | .. | 13.166 | 1.267 |
| 33 | 185 | Landen Blixt | Michigan | 4.500 | 8.533 | .. | 13.033 | 1.400 |
| 34 | 216 | Caleb Hickey | Navy | 4.500 | 8.500 | .. | 13.000 | 1.433 |
| 35 | 340 | Asher Hong | Stanford | 5.000 | 8.000 | .. | 13.000 | 1.433 |
| 36 | 262 | Kameron Nelson | Ohio State | 4.500 | 8.466 | .. | 12.966 | 1.467 |
| 37 | 179 | David Pochinka | Illinois | 4.500 | 8.400 | .. | 12.900 | 1.533 |
| 38 | 117 | Bryan Woffinden | Air Force | 4.600 | 8.233 | .. | 12.833 | 1.600 |
| 39 | 126 | Joseph Buselmeier | Army | 4.300 | 8.400 | .. | 12.700 | 1.733 |
| 40 | 158 | Tyler Shimizu | California | 4.400 | 8.300 | .. | 12.700 | 1.733 |
| 41 | 257 | Kazuki Hayashi | Ohio State | 5.100 | 7.566 | .. | 12.666 | 1.767 |
| 42 | 116 | Erich Upton | Air Force | 4.700 | 7.666 | .. | 12.366 | 2.067 |
| 43 | 241 | Toby Liang | Nebraska | 4.500 | 7.733 | .. | 12.233 | 2.200 |
| 44 | 282 | Vitaliy Guimaraes | Oklahoma | 4.300 | 7.733 | .. | 12.033 | 2.400 |
| 45 | 297 | Will Fleck | Penn State | 4.400 | 7.633 | .. | 12.033 | 2.400 |







2023 NCAA Championships - Finals

Event Results - AA

Apr 15, 2023

Page: 1
Printed: 4/15/2023 8:41 PM

Men / 10
Session: 3

| Rank | Num | Name | Gym |  |  |  |  |  |  | AA |
|------|-----|----------------------|------------|---|---|---|---|---|---|--------|
| 1 | 198 | Fred Richard | Michigan | 14.800 | 12.833 | 14.466 | 14.466 | 15.000 | 14.433 | 85.998 |
| 2 | 232 | Taylor Christopoulos | Nebraska | 14.600 | 13.500 | 13.500 | 14.433 | 14.400 | 13.733 | 84.166 |
| 3 | 340 | Asher Hong | Stanford | 14.133 | 13.000 | 14.266 | 15.333 | 14.200 | 13.000 | 83.932 |
| 4 | 300 | Josh Karnes | Penn State | 13.866 | 13.233 | 13.166 | 14.733 | 14.633 | 13.333 | 82.964 |
| 5 | 295 | Matt Cormier | Penn State | 14.300 | 11.266 | 13.366 | 14.500 | 14.466 | 13.966 | 81.864 |
| 6 | 262 | Kameron Nelson | Ohio State | 14.766 | 12.133 | 13.600 | 14.800 | 13.400 | 12.966 | 81.665 |
| 7 | 169 | Michael Fletcher | Illinois | 13.566 | 12.766 | 13.500 | 14.466 | 13.800 | 13.233 | 81.331 |
| 8 | 212 | Isaiah Drake | Navy | 14.166 | 11.866 | 13.733 | 14.266 | 13.866 | 13.366 | 81.263 |
| 9 | 119 | Oliver Zavel | Air Force | 13.966 | 12.533 | 12.866 | 13.933 | 14.000 | 13.266 | 80.564 |
| 10 | 185 | Landen Blixt | Michigan | 14.600 | 13.500 | 13.066 | 14.566 | 11.300 | 13.033 | 80.065 |
| 11 | 282 | Vitaliy Guimaraes | Oklahoma | 13.833 | 13.166 | 13.000 | 14.166 | 13.300 | 12.033 | 79.498 |
| 12 | 158 | Tyler Shimizu | California | 13.633 | 12.533 | 13.400 | 13.766 | 13.366 | 12.700 | 79.398 |
| 13 | 153 | Noah Newfeld | California | 14.166 | 13.000 | 13.133 | 13.300 | 11.733 | 13.200 | 78.532 |
| 14 | 116 | Erich Upton | Air Force | 13.566 | 12.200 | 12.133 | 14.133 | 13.833 | 12.366 | 78.231 |