

# NCAA Gymnastics Score Sheet

Teams: Home California Visitor Sacramento State

Date Jan 9, 2017 Place UC Berkeley Haas Pavilion Attendance 0

Name		1	2	3	4	nd	AVE	Name		1	2	3	4	nd	AVE
V A U L T	1 Desiree Palomares 142	9.75	9.80				9.775	1 Lauren Schmeiss 102	9.80	9.80					9.800
	2 Sylvie Seilnacht 143	9.85	9.85				9.850	2 Courtney Soliwoda 105	9.80	9.75					9.775
	3 Arianna Robinson 144	9.85	9.90				9.875	3 Tara Catour 103	9.80	9.80					9.800
	4 Cassidy Keelen 145	9.85	9.85				9.850	4 Alexis Belkoff 101	9.70	9.70					9.700
	5 Emily Richardson 146	9.85	9.80				9.825	5 Julia Konner 104	9.85	9.75					9.800
	6 Toni-Ann Williams 147	9.85	9.85				9.850	6 Caitlin Soliwoda 106	9.80	9.70					9.750

Vault Score: **49.250** Running Score: **49.250** Vault Score: **48.925** Running Score: **48.925**

B A R S	1 Alex Dudschus 149	9.00	9.00				9.000	1 Lauren Rice 108	9.70	9.70					9.700
	2 Chelsea Shu 150	9.85	9.90				9.875	2 Courteney Ng 109	9.60	9.45					9.525
	3 Amber Takara 148	9.90	9.90				9.900	3 Megan Kyle 110	9.70	9.70					9.700
	4 Dana Ho 151	9.10	9.10				9.100	4 Caitlin Soliwoda 106	9.75	9.70					9.725
	5 Emily Richardson 146	9.80	9.85				9.825	5 Courtney Soliwoda 105	9.80	9.80					9.800
	6 Toni-Ann Williams 147	9.85	9.85				9.850	6 Julia Konner 104	9.75	9.60					9.675

Bars Score: **48.550** Running Score: **97.800** Bars Score: **48.600** Running Score: **97.525**

B E A M	1 Sofie Seilnacht 152	9.90	9.85				9.875	1 Julia Konner 104	9.75	9.70					9.725
	2 Charlie Owens 153	9.60	9.60				9.600	2 Lauren Schmeiss 102	9.50	9.55					9.525
	3 Desiree Palomares 142	9.90	9.85				9.875	3 Tara Catour 103	9.30	9.15					9.225
	4 Chelsea Shu 150	9.65	9.50				9.575	4 Lauren Rice 108	9.80	9.80					9.800
	5 Cassidy Keelen 145	9.85	9.80				9.825	5 Courtney Soliwoda 105	9.85	9.65					9.750
	6 Emily Richardson 146	9.60	9.70				9.650	6 Caitlin Soliwoda 106	9.70	9.70					9.700

Beam Score: **48.825** Running Score: **146.625** Beam Score: **48.500** Running Score: **146.025**

F L O O R	1 Alex Dudschus 149	9.60	9.45				9.525	1 Carly Pratt 111	9.75	9.65					9.700
	2 Charlie Owens 153	9.80	9.80				9.800	2 Lauren Schmeiss 102	9.80	9.85					9.825
	3 Arianna Robinson 144	9.85	9.85				9.850	3 Tara Catour 103	9.35	9.45				-0.1	9.300
	4 Cassidy Keelen 145	9.50	9.70				9.600	4 Jennifer Brenner 107	9.50	9.55					9.525
	5 Desiree Palomares 142	9.20	9.50				9.350	5 Caitlin Soliwoda 106	9.60	9.65					9.625
	6 Toni-Ann Williams 147	9.95	9.90				9.925	6 Julia Konner 104	9.80	9.75					9.775

Floor Score: **48.700** Running Score: **195.325** Floor Score: **48.450** Running Score: **194.475**

Final Team Score: 195.325

Final Team Score: 194.475

**All-Arounders**

**All-Arounders**

V T U B B B F X A A								Konner	Soliwoda						
								9.800	9.750						
								9.675	9.725						
								9.725	9.700						
								9.775	9.625						
								38.975	38.800						

Judge's Signatures \* VT

\* UB

\* BB

\* FX

\* Head Judge

Evelyn Paradis - National

Jami Pillasch - Brevet

Fran Barles - National

Kathryn Kuhn - Brevet

VT

Tina Preston - National

UB

Kathy Lopes - National

BB

Patricia Warren - National

FX

Chizz Holmes - National

Coach's Signature

Justin Howell, Liz Crandall-Howell

Coach's Signature

# NCAA Gymnastics Score Sheet

Teams: Home San Jose State Visitor Stanford

Date Jan 9, 2017 Place UC Berkeley Haas Pavilion Attendance 0

Name		1	2	3	4	nd	AVE	Name		1	2	3	4	nd	AVE
V A U L T	1 Kendal Watts	127	9.75	9.70			9.725	1 Danni McNair	113	9.80	9.85				9.825
	2 Rachel Heintl	131	9.70	9.65			9.675	2 Hailee Hoffman	116	9.65	9.60				9.625
	3 Leah Perrino	125	9.60	9.65			9.625	3 Ashley Tai	114	9.85	9.80				9.825
	4 Joslayn Ray	128	9.70	9.75			9.725	4 Rachel Daum	115	9.75	9.65				9.700
	5 Taylor Chan	129	9.75	9.80			9.775	5 Kaylee Cole	117	9.85	9.90				9.875
	6 Katie Won	130	9.80	9.80			9.800	6 Elizabeth Price	118	9.95	9.95				9.950

Vault Score: **48.700** Running Score: **48.700** Vault Score: **49.175** Running Score: **49.175**

B A R S	1 Haleigh Shepard	126	9.75	9.65			9.700	1 Danni McNair	113	8.60	8.50				8.550
	2 Kaprece Nadonza	133	9.20	9.10			9.150	2 Nikki McNair	119	9.90	9.85				9.875
	3 Kendal Watts	127	9.70	9.70			9.700	3 Rachel Daum	115	9.75	9.75				9.750
	4 Stephanie Relova	134	9.80	9.70			9.750	4 Dare Maxwell	120	9.80	9.70				9.750
	5 Rachel Heintl	131	9.85	9.85			9.850	5 Elizabeth Price	118	9.95	9.95				9.950
	6 Katie Won	130	9.85	9.75			9.800	6 Aleeza Yu	121	9.85	9.80				9.825

Bars Score: **48.800** Running Score: **97.500** Bars Score: **49.150** Running Score: **98.325**

B E A M	1 Kendal Watts	127	8.80	8.80			8.800	1 Taryn Fitzgerald	122	9.75	9.60				9.675
	2 Alisa Bogdan	135	9.00	8.90			8.950	2 Danni McNair	113	9.70	9.75				9.725
	3 Stephanie Relova	134	9.15	9.10			9.125	3 Kaylee Cole	117	9.65	9.65				9.650
	4 Taylor Chan	129	9.65	9.50			9.575	4 Ashley Tai	114	8.95	9.00				8.975
	5 Chelsea Andrada	136	9.70	9.50			9.600	5 Elizabeth Price	118	9.45	9.35				9.400
	6 Katie Won	130	9.10	9.25			9.175	6 Rachel Daum	115	9.65	9.45				9.550

Beam Score: **46.425** Running Score: **143.925** Beam Score: **48.000** Running Score: **146.325**

F L O O R	1 Joslayn Ray	128	9.75	9.70			9.725	1 Ashley Tai	114	9.00	9.15				9.075
	2 Chelsea Andrada	136	9.50	9.60			9.550	2 Hailee Hoffman	116	9.35	9.20				9.275
	3 Erica Matos	132	9.60	9.55			9.575	3 Kaylee Cole	117	9.65	9.80				9.725
	4 Ellie Pascoe-Long	138	9.70	9.85			9.775	4 Rachel Daum	115	9.70	9.70				9.700
	5 Katie Won	130	9.80	9.85			9.825	5 Haley Spector	124	8.70	8.60				8.650
	6 Taylor Chan	129	9.75	9.80			9.775	6 Dare Maxwell	120	9.25	9.05				9.150

Floor Score: **48.675** Running Score: **192.600** Floor Score: **46.925** Running Score: **193.250**

Final Team Score: 192.600

Final Team Score: 193.250

**All-Arounders**

**All-Arounders**

V T U B B B F X A A	Won							Daum							
	9.800							9.700							
	9.800							9.750							
	9.175							9.550							
	9.825							9.700							
	38.600							38.700							

Judge's Signatures \* VT

\* UB

\* BB

\* FX

\* Head Judge

Evelyn Paradis - National

Jami PillaSch - Brevet

Fran Earles - National

Kathryn Kuhn - Brevet

VT

Tina Preston - National

UB

Kathy Lopes - National

BB

Patricia Warren - National

FX

Chizu Holmes - National

Coach's Signature

Coach's Signature



# NCAA Gymnastics Score Sheet

Teams: Home UC Davis Visitor \_\_\_\_\_

Date Jan 9, 2017 Place UC Berkeley Haas Pavilion Attendance 0

Name		1	2	3	4	nd	AVE	Name		1	2	3	4	nd	AVE
V A U L T	1 Sarah Liddle	156	9.65	9.65			9.650								
	2 Emma Hicks	157	9.60	9.65			9.625								
	3 Yasmine Yektaparast	158	9.70	9.75			9.725								
	4 Yonni Michovska	159	9.70	9.80			9.750								
	5 Kara Jones	160	9.75	9.75			9.750								
	6 Alexis Brown	161	9.85	9.80			9.825								

Vault Score: **48.700**      Running Score: **48.700**      Vault Score: **0.000**      Running Score: **0.000**

B A R S	1 Aya Suzuki	162	9.75	9.75			9.750								
	2 Jordan Helgesen	163	9.75	9.65			9.700								
	3 Sarah Liddle	156	9.70	9.60			9.650								
	4 Yonni Michovska	159	9.80	9.65			9.725								
	5 Alexis Brown	161	9.80	9.80			9.800								
	6 Rachel Kreager	164	9.70	9.75			9.725								

Bars Score: **48.700**      Running Score: **97.400**      Bars Score: **0.000**      Running Score: **0.000**

B E A M	1 Amanda Presswood	165	9.55	9.70			9.625								
	2 Aya Suzuki	162	9.70	9.70			9.700								
	3 Yasmine Yektaparast	158	9.60	9.65			9.625								
	4 Sarah Liddle	156	9.20	9.20			9.200								
	5 Alexis Brown	161	9.80	9.75			9.775								
	6 Katy Nogaki	166	9.70	9.65			9.675								

Beam Score: **48.400**      Running Score: **145.800**      Beam Score: **0.000**      Running Score: **0.000**

F L O O R	1 Yonni Michovska	159	9.60	9.65			9.625								
	2 Sarah Liddle	156	9.40	9.35			9.375								
	3 Amanda Presswood	165	9.65	9.85			9.750								
	4 Miranda Holder	167	9.55	9.65			9.600								
	5 Alexis Brown	161	9.20	9.30		-0.1	9.150								
	6 Yasmine Yektaparast	158	9.75	9.70			9.725								

Floor Score: **48.075**      Running Score: **193.875**      Floor Score: **0.000**      Running Score: **0.000**





Final Team Score: 193.875





Final Team Score: 0.000


**All-Arounders**

**All-Arounders**

V T	Liddle	Brown													
	9.650	9.825													
	UB	9.650	9.800												
	BB	9.200	9.775												
	FX	9.375	9.150												
	AA	37.875	38.550												

Judge's Signatures \* VT  \* UB  \* BB  \* FX 

\* Head Judge  
 VT  UB  BB  FX 

Coach's Signature  Coach's Signature \_\_\_\_\_

# NorCal Classic

## Event Results - Vault

Jan 9, 2017

Page: 1  
Printed: 1/9/2017 10:12 PM

Women / E  
Session: 1



Rank	Num	Name	Gym	Start	Score	Out
1	118	Elizabeth Price	STAN	—.—	9.950	0.000
2T	117	Kaylee Cole	STAN	—.—	9.875	0.075
2T	144	Arianna Robinson	Cal	—.—	9.875	0.075
4T	147	Toni-Ann Williams	Cal	—.—	9.850	0.100
4T	145	Cassidy Keelen	Cal	—.—	9.850	0.100
4T	143	Sylvie Seillnacht	Cal	—.—	9.850	0.100
7T	161	Alexis Brown	UCD	—.—	9.825	0.125
7T	146	Emily Richardson	Cal	—.—	9.825	0.125
7T	113	Danni McNair	STAN	—.—	9.825	0.125
7T	114	Ashley Tai	STAN	—.—	9.825	0.125
11T	104	Julia Konner	SAC ST	—.—	9.800	0.150
11T	130	Katie Won	SJSU	—.—	9.800	0.150
11T	102	Lauren Schmeiss	SAC ST	—.—	9.800	0.150
11T	103	Tara Catour	SAC ST	—.—	9.800	0.150
15T	105	Courtney Soliwoda	SAC ST	—.—	9.775	0.175
15T	129	Taylor Chan	SJSU	—.—	9.775	0.175
15T	142	Desiree Palomares	Cal	—.—	9.775	0.175
18T	106	Caitlin Soliwoda	SAC ST	—.—	9.750	0.200
18T	159	Yonni Michovska	UCD	—.—	9.750	0.200
18T	160	Kara Jones	UCD	—.—	9.750	0.200
21T	158	Yasmine Yektaparast	UCD	—.—	9.725	0.225
21T	127	Kendal Watts	SJSU	—.—	9.725	0.225
21T	128	Joslayn Ray	SJSU	—.—	9.725	0.225
24T	115	Rachel Daum	STAN	—.—	9.700	0.250
24T	101	Alexis Belkoff	SAC ST	—.—	9.700	0.250
26	131	Rachel Heinl	SJSU	—.—	9.675	0.275
27	156	Sarah Liddle	UCD	—.—	9.650	0.300
28T	116	Hailee Hoffman	STAN	—.—	9.625	0.325
28*	157	Emma Hicks	UCD	—.—	9.625	0.325
28*	125	Leah Perrino	SJSU	—.—	9.625	0.325
31T	108	Lauren Rice	SAC ST	—.—	—.—	9.950
31*	162	Aya Suzuki	UCD	—.—	—.—	9.950
31*	150	Chelsea Shu	Cal	—.—	—.—	9.950
31T	153	Charlie Owens	Cal	—.—	—.—	9.950
31T	165	Amanda Presswood	UCD	—.—	—.—	9.950
31T	136	Chelsea Andrada	SJSU	—.—	—.—	9.950
31T	120	Dare Maxwell	STAN	—.—	—.—	9.950
31T	134	Stephanie Relova	SJSU	—.—	—.—	9.950
31T	149	Alex Dudschus	Cal	—.—	—.—	9.950
31T	148	Amber Takara	Cal	—.—	—.—	9.950
31*	152	Sofie Seilnacht	Cal	—.—	—.—	9.950
31*	119	Nikki McNair	STAN	—.—	—.—	9.950
31T	121	Aleeza Yu	STAN	—.—	—.—	9.950
31T	138	Ellie Pascoe-Long	SJSU	—.—	—.—	9.950
31T	164	Rachel Kreager	UCD	—.—	—.—	9.950
31*	126	Haleigh Shepard	SJSU	—.—	—.—	9.950
31*	163	Jordan Helgesen	UCD	—.—	—.—	9.950



# NorCal Classic

## Event Results - Vault

Jan 9, 2017

Page: 2  
Printed: 1/9/2017 10:12 PM

Women / E  
Session: 1



Rank	Num	Name	Gym	Start	Score	Out
31*	110	Megan Kyle	SAC ST	—:—	—:—	9.950
31*	111	Carly Pratt	SAC ST	—:—	—:—	9.950
31*	166	Katy Nogaki	UCD	—:—	—:—	9.950
31*	122	Taryn Fitzgerald	STAN	—:—	—:—	9.950
31T	167	Miranda Holder	UCD	—:—	—:—	9.950
31T	132	Erica Matos	SJSU	—:—	—:—	9.950
31*	109	Courteney Ng	SAC ST	—:—	—:—	9.950
31*	107	Jennifer Brenner	SAC ST	—:—	—:—	9.950
31T	133	Kaprece Nadonza	SJSU	—:—	—:—	9.950
31T	151	Dana Ho	Cal	—:—	—:—	9.950
31T	135	Alisa Bogdan	SJSU	—:—	—:—	9.950
31T	124	Haley Spector	STAN	—:—	—:—	9.950
31*	141	McElle McCartyney	SJSU	—:—	—:—	9.950
31*	140	Michelle Shalit	SJSU	—:—	—:—	9.950
31*	155	Alicia Gallarzo	Cal	—:—	—:—	9.950
31*	154	Yuleen Sternberg	Cal	—:—	—:—	9.950
31*	123	Nicole Hoffman	STAN	—:—	—:—	9.950
31*	112	Annie Juarez	SAC ST	—:—	—:—	9.950
31*	139	Madison Loomis	SJSU	—:—	—:—	9.950
31*	137	Karli Houghton	SJSU	—:—	—:—	9.950

# NorCal Classic

## Event Results - Bars

Jan 9, 2017

Page: 1  
Printed: 1/9/2017 10:12 PM

Women / E  
Session: 1



Rank	Num	Name	Gym	Start	Score	Out
1	118	Elizabeth Price	STAN	—.—	9.950	0.000
2	148	Amber Takara	Cal	—.—	9.900	0.050
3T	150	Chelsea Shu	Cal	—.—	9.875	0.075
3T	119	Nikki McNair	STAN	—.—	9.875	0.075
5T	147	Toni-Ann Williams	Cal	—.—	9.850	0.100
5T	131	Rachel Heinl	SJSU	—.—	9.850	0.100
7T	146	Emily Richardson	Cal	—.—	9.825	0.125
7T	121	Aleeza Yu	STAN	—.—	9.825	0.125
9T	130	Katie Won	SJSU	—.—	9.800	0.150
9T	161	Alexis Brown	UCD	—.—	9.800	0.150
9T	105	Courtney Soliwoda	SAC ST	—.—	9.800	0.150
12T	115	Rachel Daum	STAN	—.—	9.750	0.200
12T	162	Aya Suzuki	UCD	—.—	9.750	0.200
12T	120	Dare Maxwell	STAN	—.—	9.750	0.200
12T	134	Stephanie Relova	SJSU	—.—	9.750	0.200
16T	106	Caitlin Soliwoda	SAC ST	—.—	9.725	0.225
16T	159	Yonni Michovska	UCD	—.—	9.725	0.225
16T	164	Rachel Kreager	UCD	—.—	9.725	0.225
19T	127	Kendal Watts	SJSU	—.—	9.700	0.250
19T	108	Lauren Rice	SAC ST	—.—	9.700	0.250
19*	163	Jordan Helgesen	UCD	—.—	9.700	0.250
19*	126	Haleigh Shepard	SJSU	—.—	9.700	0.250
19*	110	Megan Kyle	SAC ST	—.—	9.700	0.250
24	104	Julia Konner	SAC ST	—.—	9.675	0.275
25	156	Sarah Liddle	UCD	—.—	9.650	0.300
26	109	Courteney Ng	SAC ST	—.—	9.525	0.425
27	133	Kaprece Nadonza	SJSU	—.—	9.150	0.800
28	151	Dana Ho	Cal	—.—	9.100	0.850
29	149	Alex Dudschus	Cal	—.—	9.000	0.950
30	113	Danni McNair	STAN	—.—	8.550	1.400
31T	145	Cassidy Keelen	Cal	—.—	—.—	9.950
31T	117	Kaylee Cole	STAN	—.—	—.—	9.950
31T	102	Lauren Schmeiss	SAC ST	—.—	—.—	9.950
31T	129	Taylor Chan	SJSU	—.—	—.—	9.950
31T	158	Yasmine Yektaparast	UCD	—.—	—.—	9.950
31T	142	Desiree Palomares	Cal	—.—	—.—	9.950
31T	103	Tara Catour	SAC ST	—.—	—.—	9.950
31T	114	Ashley Tai	STAN	—.—	—.—	9.950
31T	144	Arianna Robinson	Cal	—.—	—.—	9.950
31T	128	Joslayn Ray	SJSU	—.—	—.—	9.950
31T	153	Charlie Owens	Cal	—.—	—.—	9.950
31T	165	Amanda Presswood	UCD	—.—	—.—	9.950
31T	136	Chelsea Andrada	SJSU	—.—	—.—	9.950
31T	116	Hailee Hoffman	STAN	—.—	—.—	9.950
31T	152	Sofie Seilnacht	Cal	—.—	—.—	9.950
31T	143	Sylvie Seilnacht	Cal	—.—	—.—	9.950
31T	138	Ellie Pascoe-Long	SJSU	—.—	—.—	9.950



# NorCal Classic

## Event Results - Bars

Jan 9, 2017

Page: 2  
Printed: 1/9/2017 10:12 PM

Women / E  
Session: 1



Rank	Num	Name	Gym	Start	Score	Out
31T	160	Kara Jones	UCD	—:—	—:—	9.950
31*	111	Carly Pratt	SAC ST	—:—	—:—	9.950
31*	101	Alexis Belkoff	SAC ST	—:—	—:—	9.950
31*	166	Katy Nogaki	UCD	—:—	—:—	9.950
31*	122	Taryn Fitzgerald	STAN	—:—	—:—	9.950
31*	157	Emma Hicks	UCD	—:—	—:—	9.950
31*	125	Leah Perrino	SJSU	—:—	—:—	9.950
31T	167	Miranda Holder	UCD	—:—	—:—	9.950
31T	132	Erica Matos	SJSU	—:—	—:—	9.950
31T	107	Jennifer Brenner	SAC ST	—:—	—:—	9.950
31T	135	Alisa Bogdan	SJSU	—:—	—:—	9.950
31T	124	Haley Spector	STAN	—:—	—:—	9.950
31*	141	McElle McCartyney	SJSU	—:—	—:—	9.950
31*	140	Michelle Shalit	SJSU	—:—	—:—	9.950
31*	155	Alicia Gallarzo	Cal	—:—	—:—	9.950
31*	154	Yuleen Sternberg	Cal	—:—	—:—	9.950
31*	123	Nicole Hoffman	STAN	—:—	—:—	9.950
31*	112	Annie Juarez	SAC ST	—:—	—:—	9.950
31*	139	Madison Loomis	SJSU	—:—	—:—	9.950
31*	137	Karli Houghton	SJSU	—:—	—:—	9.950

# NorCal Classic

## Event Results - Beam

Jan 9, 2017

Page: 1  
Printed: 1/9/2017 10:12 PM

Women / E  
Session: 1



Rank	Num	Name	Gym	Start	Score	Out
1T	142	Desiree Palomares	Cal	___	9.875	0.000
1T	152	Sofie Seilnacht	Cal	___	9.875	0.000
3	145	Cassidy Keelen	Cal	___	9.825	0.050
4	108	Lauren Rice	SAC ST	___	9.800	0.075
5	161	Alexis Brown	UCD	___	9.775	0.100
6	105	Courtney Soliwoda	SAC ST	___	9.750	0.125
7T	104	Julia Konner	SAC ST	___	9.725	0.150
7T	113	Danni McNair	STAN	___	9.725	0.150
9T	106	Caitlin Soliwoda	SAC ST	___	9.700	0.175
9T	162	Aya Suzuki	UCD	___	9.700	0.175
11*	166	Katy Nogaki	UCD	___	9.675	0.200
11*	122	Taryn Fitzgerald	STAN	___	9.675	0.200
13T	146	Emily Richardson	Cal	___	9.650	0.225
13T	117	Kaylee Cole	STAN	___	9.650	0.225
15T	158	Yasmine Yektaparast	UCD	___	9.625	0.250
15T	165	Amanda Presswood	UCD	___	9.625	0.250
17T	153	Charlie Owens	Cal	___	9.600	0.275
17T	136	Chelsea Andrada	SJSU	___	9.600	0.275
19T	129	Taylor Chan	SJSU	___	9.575	0.300
19T	150	Chelsea Shu	Cal	___	9.575	0.300
21	115	Rachel Daum	STAN	___	9.550	0.325
22	102	Lauren Schmeiss	SAC ST	___	9.525	0.350
23	118	Elizabeth Price	STAN	___	9.400	0.475
24	103	Tara Catour	SAC ST	___	9.225	0.650
25	156	Sarah Liddle	UCD	___	9.200	0.675
26	130	Katie Won	SJSU	___	9.175	0.700
27	134	Stephanie Relova	SJSU	___	9.125	0.750
28	114	Ashley Tai	STAN	___	8.975	0.900
29	135	Alisa Bogdan	SJSU	___	8.950	0.925
30	127	Kendal Watts	SJSU	___	8.800	1.075
31T	147	Toni-Ann Williams	Cal	___	___	9.875
31T	159	Yonni Michovska	UCD	___	___	9.875
31T	144	Arianna Robinson	Cal	___	___	9.875
31T	131	Rachel Heint	SJSU	___	___	9.875
31T	128	Joslayn Ray	SJSU	___	___	9.875
31*	120	Dare Maxwell	STAN	___	___	9.875
31*	116	Hailee Hoffman	STAN	___	___	9.875
31T	149	Alex Dudschus	Cal	___	___	9.875
31T	148	Amber Takara	Cal	___	___	9.875
31T	119	Nikki McNair	STAN	___	___	9.875
31T	143	Sylvie Seilnacht	Cal	___	___	9.875
31T	121	Aleeza Yu	STAN	___	___	9.875
31T	138	Ellie Pascoe-Long	SJSU	___	___	9.875
31T	160	Kara Jones	UCD	___	___	9.875
31T	164	Rachel Kreager	UCD	___	___	9.875
31*	126	Haleigh Shepard	SJSU	___	___	9.875
31*	163	Jordan Helgesen	UCD	___	___	9.875



# NorCal Classic

## Event Results - Beam

Jan 9, 2017

Page: 2  
Printed: 1/9/2017 10:12 PM

Women / E  
Session: 1



Rank	Num	Name	Gym	Start	Score	Out
31*	111	Carly Pratt	SAC ST	—:—	—:—	9.875
31*	101	Alexis Belkoff	SAC ST	—:—	—:—	9.875
31*	110	Megan Kyle	SAC ST	—:—	—:—	9.875
31*	157	Emma Hicks	UCD	—:—	—:—	9.875
31*	125	Leah Perrino	SJSU	—:—	—:—	9.875
31T	167	Miranda Holder	UCD	—:—	—:—	9.875
31T	132	Erica Matos	SJSU	—:—	—:—	9.875
31*	109	Courteney Ng	SAC ST	—:—	—:—	9.875
31*	107	Jennifer Brenner	SAC ST	—:—	—:—	9.875
31T	133	Kaprece Nadonza	SJSU	—:—	—:—	9.875
31T	151	Dana Ho	Cal	—:—	—:—	9.875
31T	124	Haley Spector	STAN	—:—	—:—	9.875
31*	141	McElle McCartyney	SJSU	—:—	—:—	9.875
31*	140	Michelle Shalit	SJSU	—:—	—:—	9.875
31*	155	Alicia Gallarzo	Cal	—:—	—:—	9.875
31*	154	Yuleen Sternberg	Cal	—:—	—:—	9.875
31*	123	Nicole Hoffman	STAN	—:—	—:—	9.875
31*	112	Annie Juarez	SAC ST	—:—	—:—	9.875
31*	139	Madison Loomis	SJSU	—:—	—:—	9.875
31*	137	Karli Houghton	SJSU	—:—	—:—	9.875

# NorCal Classic

## Event Results - Floor

Jan 9, 2017

Page: 1  
Printed: 1/9/2017 10:12 PM

Women / E  
Session: 1



Rank	Num	Name	Gym	Start	Score	Out
1	147	Toni-Ann Williams	Cal	___	9.925	0.000
2	144	Arianna Robinson	Cal	___	9.850	0.075
3T	130	Katie Won	SJSU	___	9.825	0.100
3T	102	Lauren Schmeiss	SAC ST	___	9.825	0.100
5	153	Charlie Owens	Cal	___	9.800	0.125
6T	104	Julia Konner	SAC ST	___	9.775	0.150
6T	129	Taylor Chan	SJSU	___	9.775	0.150
6T	138	Ellie Pascoe-Long	SJSU	___	9.775	0.150
9	165	Amanda Presswood	UCD	___	9.750	0.175
10T	117	Kaylee Cole	STAN	___	9.725	0.200
10T	158	Yasmine Yektaparast	UCD	___	9.725	0.200
10T	128	Joslayn Ray	SJSU	___	9.725	0.200
13T	115	Rachel Daum	STAN	___	9.700	0.225
13T	111	Carly Pratt	SAC ST	___	9.700	0.225
15T	106	Caitlin Soliwoda	SAC ST	___	9.625	0.300
15T	159	Yonni Michovska	UCD	___	9.625	0.300
17T	145	Cassidy Keelen	Cal	___	9.600	0.325
17T	167	Miranda Holder	UCD	___	9.600	0.325
19	132	Erica Matos	SJSU	___	9.575	0.350
20	136	Chelsea Andrada	SJSU	___	9.550	0.375
21T	149	Alex Dudschus	Cal	___	9.525	0.400
21T	107	Jennifer Brenner	SAC ST	___	9.525	0.400
23	156	Sarah Liddle	UCD	___	9.375	0.550
24	142	Desiree Palomares	Cal	___	9.350	0.575
25	103	Tara Catour	SAC ST	___	9.300	0.625
26	116	Hailee Hoffman	STAN	___	9.275	0.650
27T	161	Alexis Brown	UCD	___	9.150	0.775
27T	120	Dare Maxwell	STAN	___	9.150	0.775
29	114	Ashley Tai	STAN	___	9.075	0.850
30	124	Haley Spector	STAN	___	8.650	1.275
31T	105	Courtney Soliwoda	SAC ST	___	___	9.925
31*	146	Emily Richardson	Cal	___	___	9.925
31*	118	Elizabeth Price	STAN	___	___	9.925
31T	127	Kendal Watts	SJSU	___	___	9.925
31T	113	Danni McNair	STAN	___	___	9.925
31T	131	Rachel Heinl	SJSU	___	___	9.925
31T	108	Lauren Rice	SAC ST	___	___	9.925
31*	162	Aya Suzuki	UCD	___	___	9.925
31*	150	Chelsea Shu	Cal	___	___	9.925
31T	134	Stephanie Relova	SJSU	___	___	9.925
31T	148	Amber Takara	Cal	___	___	9.925
31*	152	Sofie Seilnacht	Cal	___	___	9.925
31*	119	Nikki McNair	STAN	___	___	9.925
31T	143	Sylvie Seilnacht	Cal	___	___	9.925
31T	121	Aleeza Yu	STAN	___	___	9.925
31T	160	Kara Jones	UCD	___	___	9.925
31T	164	Rachel Kreager	UCD	___	___	9.925



# NorCal Classic

## Event Results - Floor

Jan 9, 2017

Page: 2  
Printed: 1/9/2017 10:12 PM

Women / E  
Session: 1



Rank	Num	Name	Gym	Start	Score	Out
31*	126	Haleigh Shepard	SJSU	—:—	—:—	9.925
31*	163	Jordan Helgesen	UCD	—:—	—:—	9.925
31*	101	Alexis Belkoff	SAC ST	—:—	—:—	9.925
31*	110	Megan Kyle	SAC ST	—:—	—:—	9.925
31*	166	Katy Nogaki	UCD	—:—	—:—	9.925
31*	122	Taryn Fitzgerald	STAN	—:—	—:—	9.925
31*	157	Emma Hicks	UCD	—:—	—:—	9.925
31*	125	Leah Perrino	SJSU	—:—	—:—	9.925
31T	109	Courteney Ng	SAC ST	—:—	—:—	9.925
31T	133	Kaprece Nadonza	SJSU	—:—	—:—	9.925
31T	151	Dana Ho	Cal	—:—	—:—	9.925
31T	135	Alisa Bogdan	SJSU	—:—	—:—	9.925
31*	141	McElle McCartyney	SJSU	—:—	—:—	9.925
31*	140	Michelle Shalit	SJSU	—:—	—:—	9.925
31*	155	Alicia Gallarzo	Cal	—:—	—:—	9.925
31*	154	Yuleen Sternberg	Cal	—:—	—:—	9.925
31*	123	Nicole Hoffman	STAN	—:—	—:—	9.925
31*	112	Annie Juarez	SAC ST	—:—	—:—	9.925
31*	139	Madison Loomis	SJSU	—:—	—:—	9.925
31*	137	Karli Houghton	SJSU	—:—	—:—	9.925

# NorCal Classic

## Event Results - AA

Jan 9, 2017

Page: 1  
Printed: 1/9/2017 10:12 PM

Women / E

Session: 1

Rank	Num	Name	Gym	Score	Out
1	104	Julia Konner	SAC ST	38.975	0.000
2	106	Caitlin Soliwoda	SAC ST	38.800	0.175
3	115	Rachel Daum	STAN	38.700	0.275
4	130	Katie Won	SJSU	38.600	0.375
5	161	Alexis Brown	UCD	38.550	0.425
6	156	Sarah Liddle	UCD	37.875	1.100
7	147	Toni-Ann Williams	Cal	29.625	9.350
8	105	Courtney Soliwoda	SAC ST	29.325	9.650
9T	118	Elizabeth Price	STAN	29.300	9.675
9T	146	Emily Richardson	Cal	29.300	9.675
11	145	Cassidy Keelen	Cal	29.275	9.700
12	117	Kaylee Cole	STAN	29.250	9.725
13	102	Lauren Schmeiss	SAC ST	29.150	9.825
14	129	Taylor Chan	SJSU	29.125	9.850
15	159	Yonni Michovska	UCD	29.100	9.875
16	158	Yasmine Yektaparast	UCD	29.075	9.900
17	142	Desiree Palomares	Cal	29.000	9.975
18	103	Tara Catour	SAC ST	28.325	10.650
19	127	Kendal Watts	SJSU	28.225	10.750
20	113	Danni McNair	STAN	28.100	10.875
21	114	Ashley Tai	STAN	27.875	11.100
22	144	Arianna Robinson	Cal	19.725	19.250
23	131	Rachel Heintl	SJSU	19.525	19.450
24	108	Lauren Rice	SAC ST	19.500	19.475
25T	150	Chelsea Shu	Cal	19.450	19.525
25T	162	Aya Suzuki	UCD	19.450	19.525
25T	128	Joslayn Ray	SJSU	19.450	19.525
28	153	Charlie Owens	Cal	19.400	19.575
29	165	Amanda Presswood	UCD	19.375	19.600
30	136	Chelsea Andrada	SJSU	19.150	19.825
31T	120	Dare Maxwell	STAN	18.900	20.075
31T	116	Hailee Hoffman	STAN	18.900	20.075
33	134	Stephanie Relova	SJSU	18.875	20.100
34	149	Alex Dudschus	Cal	18.525	20.450
35	148	Amber Takara	Cal	9.900	29.075
36*	152	Sofie Seilnacht	Cal	9.875	29.100
36*	119	Nikki McNair	STAN	9.875	29.100
38	143	Sylvie Seilnacht	Cal	9.850	29.125
39	121	Aleeza Yu	STAN	9.825	29.150
40	138	Ellie Pascoe-Long	SJSU	9.775	29.200
41	160	Kara Jones	UCD	9.750	29.225
42	164	Rachel Kreager	UCD	9.725	29.250
43*	126	Haleigh Shepard	SJSU	9.700	29.275
43*	163	Jordan Helgesen	UCD	9.700	29.275
43*	111	Carly Pratt	SAC ST	9.700	29.275
43*	101	Alexis Belkoff	SAC ST	9.700	29.275
43*	110	Megan Kyle	SAC ST	9.700	29.275



# NorCal Classic

## Event Results - AA

Jan 9, 2017

Page: 2  
Printed: 1/9/2017 10:12 PM

Women / E  
Session: 1

Rank	Num	Name	Gym	Score	Out
48*	166	Katy Nogaki	UCD	9.675	29.300
48*	122	Taryn Fitzgerald	STAN	9.675	29.300
50*	157	Emma Hicks	UCD	9.625	29.350
50*	125	Leah Perrino	SJSU	9.625	29.350
52	167	Miranda Holder	UCD	9.600	29.375
53	132	Erica Matos	SJSU	9.575	29.400
54*	109	Courteney Ng	SAC ST	9.525	29.450
54*	107	Jennifer Brenner	SAC ST	9.525	29.450
56	133	Kaprece Nadonza	SJSU	9.150	29.825
57	151	Dana Ho	Cal	9.100	29.875
58	135	Alisa Bogdan	SJSU	8.950	30.025
59	124	Haley Spector	STAN	8.650	30.325
60*	141	McElle McCartyney	SJSU	0.000	38.975
60*	140	Michelle Shalit	SJSU	0.000	38.975
60*	155	Alicia Gallarzo	Cal	0.000	38.975
60*	154	Yuleen Sternberg	Cal	0.000	38.975
60*	123	Nicole Hoffman	STAN	0.000	38.975
60*	112	Annie Juarez	SAC ST	0.000	38.975
60*	139	Madison Loomis	SJSU	0.000	38.975
60*	137	Karli Houghton	SJSU	0.000	38.975