



# Long Beach State Basketball

Tyler Hendrickson, Associate Athletic Communications Director | Office: (562) 985-7797 | Cell: (562) 900-3831  
Email: Tyler.Hendrickson@csulb.edu • www.longbeachstate.com



@LBSUHoops  
@CoachDMonson  
@LBSUAthletics

## 2018-19 Long Beach State Schedule

|                               |                             |                 |
|-------------------------------|-----------------------------|-----------------|
| November                      |                             |                 |
| Fri. 9                        | at No. 21 UCLA              | L, 91-80        |
| <b>Sat. 10</b>                | <b>Menlo</b>                | <b>W, 78-57</b> |
| <i>MGM Resorts Main Event</i> |                             |                 |
| Mon. 12                       | at Arizona State            | L, 90-58        |
| Fri. 16                       | at No. 17 Mississippi State | L, 79-51        |
| Mon. 19                       | vs. Iona                    | W, 86-85        |
| Wed. 21                       | vs. Utah Valley             | L, 87-72        |
| <b>Sun. 25</b>                | <b>Oregon State</b>         | <b>L, 75-72</b> |
| Wed. 28                       | at USC                      | L, 75-65        |
| December                      |                             |                 |
| Sat. 1                        | at San Diego                | L, 74-70        |
| <b>Wed. 5</b>                 | <b>Southern Utah</b>        | <b>W, 82-71</b> |
| Sat. 8                        | at Fresno State             | L, 92-71        |
| Mon. 10                       | at Pacific                  | L, 74-68        |
| <b>Thu. 20</b>                | <b>Pepperdine</b>           | <b>W, 67-66</b> |
| <b>Sat. 22</b>                | <b>Colorado State</b>       | <b>W, 64-61</b> |
| Sat. 29                       | at Stanford                 | 7:30 p.m.       |
| January                       |                             |                 |
| <b>Sat. 5</b>                 | <b>Bethesda</b>             | <b>7 p.m.</b>   |
| <b>Sat. 12</b>                | <b>UC Davis</b>             | <b>4 p.m.</b>   |
| Wed. 16                       | at UC Irvine                | 7 p.m.          |
| <b>Sat. 19</b>                | <b>CS Fullerton</b>         | <b>7 p.m.</b>   |
| Wed. 23                       | at CSUN                     | 7 p.m.          |
| <b>Sat. 26</b>                | <b>UC Santa Barbara</b>     | <b>7 p.m.</b>   |
| Thu. 31                       | at Hawai'i                  | 9 p.m.          |
| February                      |                             |                 |
| <b>Sat. 2</b>                 | <b>UC Irvine</b>            | <b>7 p.m.</b>   |
| <b>Thu. 7</b>                 | <b>Hawai'i</b>              | <b>7 p.m.</b>   |
| Sat. 9                        | at Cal Poly                 | 7 p.m.          |
| Wed. 13                       | at CS Fullerton             | 7 p.m.          |
| Sat. 16                       | at UC Davis                 | 7 p.m.          |
| <b>Wed. 20</b>                | <b>CSUN</b>                 | <b>7 p.m.</b>   |
| Sat. 23                       | at UC Riverside             | 5 p.m.          |
| Thu. 28                       | at UC Santa Barbara         | 7 p.m.          |
| March                         |                             |                 |
| <b>Sat. 2</b>                 | <b>Cal Poly</b>             | <b>7 p.m.</b>   |
| <b>Wed. 6</b>                 | <b>UC Riverside</b>         | <b>7 p.m.</b>   |

All times Pacific  
Home matches in **Bold**  
•Big West Game



Long Beach State  
49ers  
(5-9, 0-0 Big West)



Stanford  
Cardinal  
(6-5, 0-0 Pac-12)

**Game:**..... Long Beach State at Stanford  
**Date:**..... Saturday, December 29, 2018  
**Time:**..... 7:30 p.m. PT  
**Location:**..... Stanford, Calif.  
**Arena:**..... Maples Pavilion (7,233)  
**TV:**..... Pac-12 Network  
**TV Talent:**..... Guy Haberman (PxP) & Mike Montgomery (Analyst)  
**Radio:**..... 22 West Radio  
**Radio Talent:**..... Jason Schwartz  
**Webcast:**..... Pac-12.com  
**Live Stats:**..... GoStanford.com

### RIGHT AWAY

• Long Beach State is coming off back-to-back narrow victories at home. The Beach were able to survive one-score games against both Pepperdine and Colorado State to improve to 4-1 at Walter Pyramid this season. LBSU will be seeking its first road win of the season on Saturday.

• Senior guard Deishuan Booker had a team-high 14 points for the Beach, scoring half of those points in the final 2:12 of the game to lead the Beach to victory in crunch time. Temidayo Yussuf added 12 points, seven rebounds and three assists in the win and Mason Riggins posted season highs in points (9) and rebounds (10).

• The Beach went just 13/21 at the free throw line, but went 8/8 as a team over the final three minutes to preserve the win. KJ Byers made two key defensive plays down the stretch, recording a steal and a blocked shot in the final 25 seconds to deny the Rams a shot at tying the game.

### SCOUTING THE CARDINAL

• Stanford is unbeaten at home this season, going 4-0, while three of its five losses have come against ranked teams. One defeat came on the road against then-No. 2 Kansas on Dec. 1 as the Cardinal pushed the Jayhawks to overtime before falling 90-84. Stanford is coming off a 74-65 loss at San Francisco last Saturday.

• Sophomore forward KZ Okpala leads the Cardinal in both scoring (16.3 ppg) and rebounding (6.3 rpg) this season. Classmate Daejon Davis averages 11.3 points per contest and 3.6 assists per game as well. Freshman guard Cormac Ryan adds 11.0 points per game, but he has missed the last two contests. The Cardinal are a very young team with just one senior on the roster and nine underclassmen playing significant minutes.

• Long Beach State defeated Stanford for the first time ever in last season's meeting in Long Beach. Jordan Griffin put up a career-high 21 points and Deishuan Booker had eight assists in LBSU's 76-68 victory over the Cardinal. This is the fifth all-time meeting between the two programs.

### - Previous Game Starters -

| POS | #  | Player          | Ht  | Wt  | Yr. | PPG  | Other      | Hometown            |
|-----|----|-----------------|-----|-----|-----|------|------------|---------------------|
| F   | 24 | Temidayo Yussuf | 6-7 | 265 | Sr. | 12.9 | 7.1 RPG    | Oakland, Calif.     |
| F   | 5  | Mason Riggins   | 6-9 | 230 | Sr. | 3.9  | 4.5 RPG    | Whitewright, Texas  |
| G/F | 2  | Jordan Roberts  | 6-8 | 195 | So. | 5.2  | 3.6 RPG    | Bakersfield, Calif. |
| G   | 10 | Bryan Alberts   | 6-5 | 200 | Sr. | 8.7  | .366 3-PT% | Northridge, Calif.  |
| G   | 23 | Edon Maxhuni    | 6-2 | 185 | So. | 6.7  | 1.2 RPG    | Hyvinkaa, Finland   |

### - Off The Bench -

|   |    |                 |      |     |     |      |            |                     |
|---|----|-----------------|------|-----|-----|------|------------|---------------------|
| G | 1  | Ron Freeman     | 6-6  | 180 | Jr. | 6.7  | 4.0 RPG    | Los Angeles, Calif. |
| G | 3  | Drew Cobb       | 6-4  | 205 | So. | 0.4  | 1.3 RPG    | Sacramento, Calif.  |
| F | 4  | KJ Byers        | 6-7  | 195 | Sr. | 6.5  | 5.6 RPG    | Charlotte, N.C      |
| G | 11 | Jordan Griffin  | 6-3  | 165 | Jr. | 5.1  | .352 3-PT% | Corona, Calif.      |
| F | 12 | Breyon Jackson  | 6-7  | 235 | Jr. | 1.5  | 1.8 RPG    | Cincinnati, Ohio    |
| G | 13 | Demetrius Mims  | 6-6  | 180 | Fr. | 1.1  | 0.8 RPG    | Baltimore, Md.      |
| G | 15 | Deishuan Booker | 6-3  | 170 | Sr. | 14.0 | 3.9 APG    | Las Vegas, Nev.     |
| G | 20 | Breamon Richard | 5-10 | 160 | Sr. | 0.5  | 0.6 SPG    | Los Angeles, Calif. |
| C | 35 | Milos Apic      | 6-10 | 200 | Fr. | --   | --         | Novi Sad, Serbia    |



### 2018-19 BIG WEST STANDINGS

|              | Big West |          |             | Overall  |          |             |
|--------------|----------|----------|-------------|----------|----------|-------------|
|              | W        | L        | Pct.        | W        | L        | Pct.        |
| UC Irvine    | 0        | 0        | .000        | 11       | 3        | .786        |
| UCSB         | 0        | 0        | .000        | 9        | 3        | .750        |
| Hawaii       | 0        | 0        | .000        | 8        | 5        | .615        |
| CSUN         | 0        | 0        | .000        | 5        | 8        | .385        |
| UC Riverside | 0        | 0        | .000        | 5        | 8        | .385        |
| <b>LBSU</b>  | <b>0</b> | <b>0</b> | <b>.000</b> | <b>5</b> | <b>9</b> | <b>.357</b> |
| Cal Poly     | 0        | 0        | .000        | 3        | 8        | .273        |
| UC Davis     | 0        | 0        | .000        | 3        | 8        | .273        |
| CS Fullerton | 0        | 0        | .000        | 3        | 9        | .250        |

## MEDIA INFORMATION

Long Beach State Athletic Communications  
Walter Pyramid  
1250 Bellflower Blvd.  
Long Beach, CA 90840

Men's Basketball Contact.....Tyler Hendrickson  
Office Phone.....(562) 985-7797  
Cell Phone.....(562) 900-3831  
Email.....Tyler.Hendrickson@csulb.edu  
Website.....www.longbeachstate.com  
Athletics Twitter.....@LBSUAthletics  
Basketball Twitter.....@LBSUHoops  
Dan Monson Twitter.....@CoachDMonson

### MEDIA AVAILABILITY

Head Coach Dan Monson and players will be available after the conclusion of practices. Interviews may also be set up outside of practice with approval from the men's basketball contact. No interviews will be conducted on scheduled days off. To set up an interview, please contact Tyler Hendrickson at least 24 hours in advance.

### GAME CREDENTIALS

Seating in the Walter Pyramid press areas are solely for credentialed media. To request a credential, please call or email Tyler Hendrickson. A request does not guarantee a credential and will be approved on a case-by-case basis. Members of the media covering LBSU on the road should request a credential through LBSU athletic communications.

### CREDENTIAL PICKUP

Credentials will be available at the will call table outside the main gold entrance to the Walter Pyramid, underneath the stairs. Parking passes will be available at the entrance to the Pyramid Parking Structure, adjacent to Lot G11, if one has been provided.

### POST-GAME PROCEDURE

LBSU's locker room is closed to the media. Head Coach Dan Monson and select players will be brought to the Strength & Conditioning Facility (street level of Pyramid, facing baseball practice field) after a brief cooling off period where they will be available to the media to answer questions.

## QUICK FACTS

### UNIVERSITY

|                               |                        |
|-------------------------------|------------------------|
| LOCATION                      | LONG BEACH, CALIF.     |
| FOUNDED                       | 1949                   |
| ENROLLMENT                    | 36,288                 |
| NICKNAME                      | 49ERS OR BEACH         |
| SCHOOL COLORS                 | BLACK AND GOLD         |
| CONFERENCE                    | BIG WEST               |
| PRESIDENT                     | DR. JANE CLOSE CONOLEY |
| ATHLETICS DIRECTOR            | ANDY FEE               |
| DEPUTY ATHLETICS DIRECTOR/SWA | CINDY MASNER           |

### FACILITY INFORMATION

|                 |                |
|-----------------|----------------|
| ARENA           | WALTER PYRAMID |
| OPENED          | 1994           |
| CAPACITY        | 4,200          |
| PRESS ROW PHONE | (562) 985-4667 |

### BASKETBALL INFORMATION

|                           |                        |
|---------------------------|------------------------|
| 2017-18 OVERALL RECORD    | 15-18                  |
| 2016-17 CONFERENCE RECORD | 9-7                    |
| REGULAR SEASON FINISH     | 5TH                    |
| STARTERS R/L              | 4/1                    |
| LETTERWINNERS R/L         | 9/5                    |
| NEWCOMERS                 | 4                      |
| HEAD COACH                | DAN MONSON (12TH YEAR) |
| ALMA MATER                | IDAHO, 1985            |

### BASKETBALL HISTORY

|                  |                          |
|------------------|--------------------------|
| ALL-TIME RECORD  | 1,001-904                |
| NIT APPEARANCES  | 8                        |
| NCAA APPEARANCES | 9                        |
| BIG WEST TITLES  | 14                       |
|                  | 70-77, 96, 00, 07, 11-13 |

### TOUR OF THE PAC-12

• Long Beach State will play nearly half of the teams in the Pac-12 this season, with the game against Stanford representing the fifth game against a member of the conference, with four such contests coming on the road. LBSU had strong performances at UCLA and USC, taking the game down to the final minutes, along with a close home loss to Oregon State.

• Long Beach State has defeated a Pac-12 foe in each of the last two seasons, including a pair of Pac-12 victories last season over Stanford and Oregon State.

### FREE MASON

• Senior forward Mason Riggins has been in the starting lineup in each of the last three contests and has gotten more involved for the Beach. He has made multiple field goals and has at least five rebounds in each of those games, culminating in a season-best performance against Colorado State with nine points and a team-leading 10 rebounds.

• Riggins leads the Beach in field goal percentage this season, making 58.5 percent of his shots from the floor.

### TEMI ENGINE

• Senior center Temidayo Yussuf has been a beast inside over the last six weeks. The Oakland native has scored in double-figures in nine of his last 10 contests, averaging a team-leading 15.9 points per game in that stretch with four double-doubles. He has also recorded double-doubles in three of his last five games and in back-to-back contests against Pacific and Pepperdine.

• Yussuf established a new career high with 28 points at San Diego on Dec. 1. He was an impressive 10/13 from the floor and 8/10 at the free throw line to lead the Beach.

• With 180 points scored through 14 games this season, Yussuf now has 883 points scored in his career as he seeks to become the 24th member of the 1,000-point club at Long Beach State. With 18 games left on the regular season schedule, Yussuf would need to average just 6.5 points per game to reach the milestone this season.

### SIX SENIORS

• Long Beach State boasts a six-player senior class, giving LBSU an older roster, but not necessarily one with a ton of experience. Only two of the six seniors (Temidayo Yussuf and Mason Riggins) have spent more than two seasons at the Beach, with the other four transferring in from other schools.

• LBSU returns a pair of All-Big West honorees from a season ago. Both Yussuf and Booker were Honorable Mention All-Big West selections.

• Yussuf is in his fifth season at Long Beach State, after redshirting his sophomore campaign. Entering the season, the Oakland native had appeared in 97 games during his career and has a chance to become the 24th member of the 1,000-point club at Long Beach State, needing to score 297 points during his final season to reach that mark.

• Also in the senior class, Bryan Alberts should be one of the leading perimeter weapons for the Beach in his second and final season in Long Beach. The Gonzaga transfer had an immediate impact at the start of last season before an injury caused him to miss a month of action. The three-point marksman was second on the team in scoring last season, averaging 11.3 points per game and was in double-figures a dozen times.

• Fellow senior Mason Riggins is in his fourth year at the Beach, making him another frontcourt mainstay to go with Yussuf. His first game of the 2018-19 season represented his 100th appearance for the Beach and he's made 42 starts over his previous three years. Riggins led the team with a field goal percentage of 62.4 percent, a statistic he's improved each season in Long Beach.

### THIS AND THAT

• With a 70-69 win at UC Santa Barbara on Mar. 1, 2018, Long Beach State earned the 1,000th win in program history. Dan Monson is responsible for 185 of those wins, making him the winningest head coach in Long Beach State history.

• Departed senior Gabe Levin was a First Team All-Big West selection after leading the Beach in scoring (18.5 ppg) and rebounding (7.2 rpg) in 2017-18. Levin is set to begin his professional playing career in Israel with Bnei Rav-Bariach Herzliya.

• On Thursday, Nov. 8, Long Beach State basketball legend Casper Ware entered the Long Beach State Athletics Hall of Fame. Ware was at the Beach from the 2009-12 seasons, helping the Beach to the NCAA Tournament as a senior. He was a two-time Big West Player of the Year and is currently a member of Melbourne United in the National Basketball League in Australia.

### LBSU Non-Conference SOS

Per Ken Pomeroy

|         |    |
|---------|----|
| 2017-18 | 11 |
| 2016-17 | 4  |
| 2015-16 | 1  |
| 2014-15 | 2  |
| 2013-14 | 3  |
| 2012-13 | 1  |
| 2011-12 | 3  |
| 2010-11 | 6  |
| 2009-10 | 2  |

## Team Comparison



| Category             | Overall | Overall |
|----------------------|---------|---------|
| Record               | 5-9     | 6-5     |
| Conference Record    | 0-0     | 0-0     |
| Home Record          | 4-1     | 4-0     |
| Away Record          | 0-7     | 1-3     |
| Neutral Record       | 1-1     | 1-2     |
| NET Ranking          | 206     | 106     |
| KenPom               | 212     | 111     |
| KenPom Non-Conf. SOS | 30      | 54      |

### Individual Leaders

|               |                    |                      |
|---------------|--------------------|----------------------|
| Points/Game   | Booker (14.0)      | Okpala (16.3)        |
| Rebounds/Game | Yussuf (7.1)       | Okpala (6.3)         |
| Assists/Game  | Booker (3.9)       | Davis (3.6)          |
| Blocks        | Byers/Riggins (12) | Da Silva/Sharma (12) |
| Steals        | Booker (19)        | Davis (18)           |

### Team Stats

|                |       |       |
|----------------|-------|-------|
| Offense        | 70.3  | 71.5  |
| Defense        | 76.9  | 70.6  |
| Scoring Margin | -6.6  | +0.9  |
| FG%            | 39.6% | 43.3% |
| 3-FG%          | 33.2% | 32.4% |

## Last Meeting With Stanford



Official Basketball Box Score -- Game Totals -- Final Statistics  
**Stanford vs Long Beach State**  
 12/3/17 2:00 p.m. at Long Beach, Calif. (Walter Pyramid)



### Stanford 68 • 4-6

| ##              | Player             | Total  |        | 3-Ptr     | Rebounds |       |       | PF | TP    | A     | TO       | Blk | Stl | Min |     |
|-----------------|--------------------|--------|--------|-----------|----------|-------|-------|----|-------|-------|----------|-----|-----|-----|-----|
|                 |                    | FG-FGA | FG-FGA | FT-FTA    | Off      | Def   | Tot   |    |       |       |          |     |     |     |     |
| 10              | Humphrey, Michael  | f      | 6-11   | 1-3       | 0-0      | 1     | 5     | 6  | 4     | 13    | 0        | 1   | 0   | 0   | 22  |
| 13              | Da Silva, Oscar    | f      | 1-1    | 0-0       | 0-1      | 2     | 3     | 5  | 1     | 2     | 1        | 4   | 0   | 2   | 29  |
| 22              | Travis, Reid       | f      | 10-19  | 0-2       | 6-7      | 6     | 5     | 11 | 3     | 26    | 2        | 3   | 0   | 1   | 39  |
| 02              | Cartwright, Robert | g      | 3-10   | 0-3       | 0-0      | 0     | 2     | 2  | 2     | 6     | 6        | 4   | 0   | 0   | 40  |
| 04              | White, Isaac       | g      | 6-11   | 5-10      | 0-2      | 0     | 1     | 1  | 1     | 17    | 1        | 1   | 0   | 0   | 38  |
| 20              | Sharma, Josh       |        | 2-4    | 0-0       | 0-0      | 2     | 4     | 6  | 2     | 4     | 1        | 2   | 1   | 2   | 18  |
| 25              | Pagon, Blake       |        | 0-1    | 0-1       | 0-0      | 0     | 2     | 2  | 2     | 0     | 1        | 1   | 0   | 0   | 14  |
| Team            |                    |        |        |           |          | 2     | 2     | 4  |       |       | 1        |     |     |     | 200 |
| Totals          |                    |        | 28-57  | 6-19      | 6-10     | 13    | 24    | 37 | 15    | 68    | 12       | 17  | 1   | 5   | 200 |
| FG % 1st Half:  |                    | 12-29  | 41.4%  | 2nd half: | 16-28    | 57.1% | Game: |    | 28-57 | 49.1% | Deadball |     |     |     |     |
| 3FG % 1st Half: |                    | 3-13   | 23.1%  | 2nd half: | 3-6      | 50.0% | Game: |    | 6-19  | 31.6% | Rebounds |     |     |     |     |
| FT % 1st Half:  |                    | 2-3    | 66.7%  | 2nd half: | 4-7      | 57.1% | Game: |    | 6-10  | 60.0% | 3        |     |     |     |     |

### Long Beach State 76 • 4-6

| ##              | Player           | Total  |        | 3-Ptr     | Rebounds |       |       | PF | TP    | A     | TO       | Blk | Stl | Min |     |
|-----------------|------------------|--------|--------|-----------|----------|-------|-------|----|-------|-------|----------|-----|-----|-----|-----|
|                 |                  | FG-FGA | FG-FGA | FT-FTA    | Off      | Def   | Tot   |    |       |       |          |     |     |     |     |
| 00              | Levin, Gabe      | f      | 3-5    | 0-1       | 7-9      | 1     | 3     | 4  | 2     | 13    | 4        | 1   | 0   | 1   | 27  |
| 05              | Riggins, Mason   | f      | 4-5    | 0-0       | 0-1      | 0     | 4     | 4  | 2     | 8     | 0        | 0   | 4   | 0   | 23  |
| 10              | Alberts, Bryan   | g      | 6-15   | 3-8       | 0-0      | 1     | 0     | 1  | 0     | 15    | 1        | 0   | 1   | 0   | 37  |
| 11              | Griffin, Jordan  | g      | 8-15   | 5-9       | 0-0      | 0     | 3     | 3  | 0     | 21    | 1        | 1   | 0   | 0   | 34  |
| 15              | Booker, Deishuan | g      | 4-5    | 2-3       | 3-4      | 0     | 5     | 5  | 4     | 13    | 8        | 2   | 0   | 1   | 38  |
| 03              | Roberts, Jordan  |        | 1-1    | 0-0       | 0-0      | 0     | 0     | 0  | 0     | 2     | 0        | 1   | 0   | 1   | 3   |
| 04              | Yussuf, Temidayo |        | 1-5    | 0-0       | 0-0      | 2     | 2     | 4  | 3     | 2     | 2        | 2   | 1   | 3   | 17  |
| 14              | Byers, KJ        |        | 1-2    | 0-1       | 0-2      | 2     | 0     | 2  | 0     | 2     | 0        | 2   | 0   | 1   | 11  |
| 23              | Maxhuni, Edon    |        | 0-2    | 0-0       | 0-0      | 0     | 0     | 0  | 1     | 0     | 0        | 1   | 0   | 0   | 10  |
| Team            |                  |        |        |           |          | 1     | 0     | 1  |       |       | 0        |     |     |     | 200 |
| Totals          |                  |        | 28-55  | 10-22     | 10-16    | 7     | 17    | 24 | 12    | 76    | 16       | 10  | 6   | 8   | 200 |
| FG % 1st Half:  |                  | 11-27  | 40.7%  | 2nd half: | 17-28    | 60.7% | Game: |    | 28-55 | 50.9% | Deadball |     |     |     |     |
| 3FG % 1st Half: |                  | 3-11   | 27.3%  | 2nd half: | 7-11     | 63.6% | Game: |    | 10-22 | 45.5% | Rebounds |     |     |     |     |
| FT % 1st Half:  |                  | 2-4    | 50.0%  | 2nd half: | 8-12     | 66.7% | Game: |    | 10-16 | 62.5% | 2        |     |     |     |     |

Officials: Randall McCall, Tony Padilla, Robert Lehing  
 Technical fouls: Stanford-None. Long Beach State-Booker, Deishuan.  
 Attendance: 2564

| Score by periods | 1st | 2nd | Total |
|------------------|-----|-----|-------|
| Stanford         | 29  | 39  | 68    |
| Long Beach State | 27  | 49  | 76    |

| Points | In | Off | 2nd | Fast | Bench |
|--------|----|-----|-----|------|-------|
| STAN   | 38 | 0   | 14  | 3    | 4     |
| LBSU   | 28 | 17  | 8   | 3    | 6     |

Last FG - STAN 2nd-00:09, LBSU 2nd-01:13.  
 Largest lead - STAN by 5 1st-06:32, LBSU by 11 2nd-00:20.  
 STAN led for 19:42. LBSU led for 12:04. Game was tied for 08:14.

Score tied - 12 times.  
 Lead changed - 12 times.

## 2018-19 Long Beach State Starting Lineups

| Date  | Opponent             | W/L | Guard (1) | Guard (2) | Wing (3) | Forward (4) | Forward (5) |
|-------|----------------------|-----|-----------|-----------|----------|-------------|-------------|
| 11/9  | at No. 21 UCLA       | L   | Booker    | Alberts   | Roberts  | Riggins     | Yussuf      |
| 11/10 | Menlo                | W   | Booker    | Alberts   | Roberts  | Riggins     | Yussuf      |
| 11/12 | at Arizona State     | L   | Booker    | Alberts   | Roberts  | Riggins     | Yussuf      |
| 11/16 | at Mississippi State | L   | Booker    | Maxhuni   | Freeman  | Riggins     | Byers       |
| 11/19 | vs. Iona             | W   | Booker    | Maxhuni   | Freeman  | Riggins     | Byers       |
| 11/21 | Utah Valley          | L   | Booker    | Alberts   | Freeman  | Byers       | Yussuf      |
| 11/25 | Oregon State         | L   | Booker    | Alberts   | Freeman  | Byers       | Yussuf      |
| 11/28 | at USC               | L   | Maxhuni   | Alberts   | Freeman  | Byers       | Yussuf      |
| 12/1  | at San Diego         | L   | Maxhuni   | Alberts   | Freeman  | Byers       | Yussuf      |
| 12/5  | Southern Utah        | W   | Booker    | Alberts   | Mims     | Byers       | Yussuf      |
| 12/8  | at Fresno State      | L   | Booker    | Alberts   | Freeman  | Byers       | Yussuf      |
| 12/10 | at Pacific           | L   | Maxhuni   | Alberts   | Freeman  | Riggins     | Yussuf      |
| 12/20 | Pepperdine           | W   | Maxhuni   | Alberts   | Roberts  | Riggins     | Yussuf      |
| 12/22 | Colorado State       | W   | Maxhuni   | Alberts   | Roberts  | Riggins     | Yussuf      |
| 12/29 | at Stanford          |     |           |           |          |             |             |
| 1/5   | Bethesda             |     |           |           |          |             |             |
| 1/12  | UC Davis             |     |           |           |          |             |             |
| 1/16  | at UC Irvine         |     |           |           |          |             |             |
| 1/19  | CS Fullerton         |     |           |           |          |             |             |
| 1/23  | at CSUN              |     |           |           |          |             |             |
| 1/26  | UC Santa Barbara     |     |           |           |          |             |             |
| 1/31  | at Hawai'i           |     |           |           |          |             |             |
| 2/2   | UC Irvine            |     |           |           |          |             |             |
| 2/7   | Hawai'i              |     |           |           |          |             |             |
| 2/9   | at Cal Poly          |     |           |           |          |             |             |
| 2/13  | at CS Fullerton      |     |           |           |          |             |             |
| 2/16  | at UC Davis          |     |           |           |          |             |             |
| 2/20  | CSUN                 |     |           |           |          |             |             |
| 2/23  | at UC Riverside      |     |           |           |          |             |             |
| 2/28  | at UC Santa Barbara  |     |           |           |          |             |             |
| 3/2   | Cal Poly             |     |           |           |          |             |             |
| 3/6   | UC Riverside         |     |           |           |          |             |             |

# Last Time Out

## Long Beach State 64, Colorado State 61



Official Basketball Box Score -- Game Totals -- Final Statistics  
**Colorado State vs Long Beach State**  
 12/22/18 2:00 pm at Long Beach, Calif. (Walter Pyramid)



### Colorado State 61 • 5-7

| #               | Player             | Total  |        | 3-Ptr     | Rebounds |       |       | PF    | TP    | A  | TO | Blk | Stl | Min |          |
|-----------------|--------------------|--------|--------|-----------|----------|-------|-------|-------|-------|----|----|-----|-----|-----|----------|
|                 |                    | FG-FGA | FG-FGA | FT-FTA    | Off      | Def   | Tot   |       |       |    |    |     |     |     |          |
| 31              | THISTLEWOOD,Adam   | f      | 1-4    | 0-2       | 0-0      | 0     | 2     | 2     | 4     | 2  | 0  | 1   | 0   | 0   | 17       |
| 32              | CARVACHO,Nico      | c      | 11-18  | 0-0       | 1-2      | 9     | 13    | 22    | 3     | 23 | 0  | 2   | 0   | 0   | 34       |
| 03              | MOORE,Kendle       | g      | 3-5    | 1-2       | 0-0      | 0     | 2     | 2     | 1     | 7  | 3  | 1   | 0   | 2   | 27       |
| 15              | MASINTON-BONNER,A. | g      | 1-7    | 0-3       | 1-1      | 0     | 4     | 4     | 0     | 3  | 0  | 4   | 1   | 0   | 29       |
| 22              | PAIGE,J.D.         | g      | 4-8    | 1-2       | 0-1      | 2     | 3     | 5     | 3     | 9  | 3  | 7   | 0   | 3   | 34       |
| 00              | EDWARDS,Hyron      |        | 1-10   | 0-4       | 1-2      | 0     | 3     | 3     | 2     | 3  | 2  | 2   | 0   | 0   | 20       |
| 01              | TYSON,Zo           |        | 0-0    | 0-0       | 0-0      | 0     | 0     | 0     | 0     | 0  | 0  | 0   | 0   | 0   | 3        |
| 21              | RYAN,Logan         |        | 1-1    | 0-0       | 0-0      | 0     | 0     | 0     | 4     | 2  | 0  | 0   | 0   | 0   | 4        |
| 30              | MARTIN,Kris        |        | 5-12   | 2-7       | 0-0      | 2     | 3     | 5     | 2     | 12 | 2  | 5   | 1   | 2   | 32       |
| Team            |                    |        |        |           |          | 0     | 3     | 3     |       |    |    |     |     |     |          |
| Totals          |                    |        | 27-65  | 4-20      | 3-6      | 13    | 33    | 46    | 19    | 61 | 10 | 22  | 2   | 7   | 200      |
| FG % 1st Half:  |                    | 13-29  | 44.8%  | 2nd half: | 14-36    | 38.9% | Game: | 27-65 | 41.5% |    |    |     |     |     | Deadball |
| 3FG % 1st Half: |                    | 1-6    | 16.7%  | 2nd half: | 3-14     | 21.4% | Game: | 4-20  | 20.0% |    |    |     |     |     | Rebound  |
| FT % 1st Half:  |                    | 1-3    | 33.3%  | 2nd half: | 2-3      | 66.7% | Game: | 3-6   | 50.0% |    |    |     |     |     | 1        |

### Long Beach State 64 • 5-9

| #               | Player           | Total  |        | 3-Ptr     | Rebounds |       |       | PF    | TP    | A  | TO | Blk | Stl | Min |          |
|-----------------|------------------|--------|--------|-----------|----------|-------|-------|-------|-------|----|----|-----|-----|-----|----------|
|                 |                  | FG-FGA | FG-FGA | FT-FTA    | Off      | Def   | Tot   |       |       |    |    |     |     |     |          |
| 02              | Roberts, Jordan  | f      | 2-6    | 0-0       | 3-6      | 1     | 2     | 3     | 0     | 7  | 0  | 0   | 1   | 1   | 24       |
| 05              | Riggins, Mason   | f      | 4-7    | 0-0       | 1-4      | 3     | 7     | 10    | 2     | 9  | 2  | 1   | 0   | 1   | 31       |
| 24              | Yussuf, Temidayo | c      | 6-13   | 0-0       | 0-0      | 3     | 4     | 7     | 4     | 12 | 3  | 4   | 0   | 0   | 26       |
| 10              | Alberts, Bryan   | g      | 2-7    | 1-4       | 0-1      | 2     | 3     | 5     | 1     | 5  | 0  | 2   | 0   | 2   | 29       |
| 23              | Maxhuni, Edon    | g      | 1-5    | 1-3       | 2-2      | 0     | 1     | 1     | 1     | 5  | 2  | 0   | 0   | 0   | 19       |
| 03              | Cobb, Drew       |        | 0-1    | 0-0       | 0-0      | 2     | 0     | 2     | 2     | 0  | 0  | 0   | 0   | 1   | 5        |
| 04              | Byers, KJ        |        | 2-5    | 0-0       | 3-4      | 1     | 5     | 6     | 2     | 7  | 0  | 4   | 1   | 1   | 19       |
| 11              | Griffin, Jordan  |        | 2-7    | 1-5       | 0-0      | 0     | 2     | 2     | 0     | 5  | 1  | 1   | 0   | 0   | 15       |
| 15              | Booker, Deishuan |        | 4-12   | 2-3       | 4-4      | 0     | 1     | 1     | 0     | 14 | 3  | 3   | 0   | 2   | 28       |
| 20              | Richard, Breamon |        | 0-0    | 0-0       | 0-0      | 0     | 0     | 0     | 0     | 0  | 0  | 1   | 0   | 0   | 3        |
| 35              | Apic, Milos      |        | 0-0    | 0-0       | 0-0      | 0     | 0     | 0     | 1     | 0  | 0  | 0   | 0   | 0   | 1        |
| Team            |                  |        |        |           |          | 1     | 2     | 3     |       |    |    |     |     |     |          |
| Totals          |                  |        | 23-63  | 5-15      | 13-21    | 13    | 27    | 40    | 13    | 64 | 11 | 16  | 2   | 8   | 200      |
| FG % 1st Half:  |                  | 13-36  | 36.1%  | 2nd half: | 10-27    | 37.0% | Game: | 23-63 | 36.5% |    |    |     |     |     | Deadball |
| 3FG % 1st Half: |                  | 2-7    | 28.6%  | 2nd half: | 3-8      | 37.5% | Game: | 5-15  | 33.3% |    |    |     |     |     | Rebound  |
| FT % 1st Half:  |                  | 3-5    | 60.0%  | 2nd half: | 10-16    | 62.5% | Game: | 13-21 | 61.9% |    |    |     |     |     | 3        |

Officials: Daryl Gelinas, Martin Cichocki, Klaus Endrissat  
 Technical fouls: Colorado State-None, Long Beach State-None.  
 Attendance: 1727

| Score by periods | 1st | 2nd | Total | Points | In Paint | Off T/O | 2nd Chance | Fast Break | Bench |
|------------------|-----|-----|-------|--------|----------|---------|------------|------------|-------|
| Colorado State   | 28  | 33  | 61    | 40     | 15       | 12      | 5          | 17         |       |
| Long Beach State | 31  | 33  | 64    | 28     | 13       | 8       | 7          | 26         |       |

Last FG - CSU 2nd-00:04, LBSU 2nd-02:12.  
 Largest lead - CSU by 22nd-14:56, LBSU by 9 2nd-10:25.  
 CSU led for 03:36, LBSU led for 34:03. Game was tied for 02:21.

Score tied - 3 times.  
 Lead changed - 8 times.

# 2018-19 Statistical Leaders

| Date  | Opponent                    | W/L | Points               | Rebounds           | Assists            | Steals             | Blocks             |
|-------|-----------------------------|-----|----------------------|--------------------|--------------------|--------------------|--------------------|
| 11/9  | at No. 21 UCLA              | L   | Booker (31)          | Byers (6)          | Booker/Yussuf (4)  | Riggins (3)        | Riggins (3)        |
| 11/10 | Menlo                       | W   | Booker (19)          | Byers/Yussuf (8)   | Cobb (3)           | Richard/Yussuf (3) | Riggins (3)        |
| 11/12 | at Arizona State            | L   | Griffin (9)          | Riggins (6)        | Booker (5)         | Freeman (4)        | Byers (2)          |
| 11/16 | at No. 17 Mississippi State | L   | Alberts/Byers (8)    | 3 players (5)      | Booker (3)         | Byers (2)          | Byers/Jackson (1)  |
| 11/19 | vs. Iona                    | W   | Yussuf (18)          | Byers (10)         | Booker (7)         | Byers (3)          | Byers/Yussuf (1)   |
| 11/21 | vs. Utah Valley             | L   | Booker (29)          | Byers (6)          | Booker (4)         | Booker/Griffin (2) | Booker/Mims (1)    |
| 11/25 | Oregon State                | L   | Maxhuni (15)         | Yussuf (11)        | Booker (5)         | 6 players (1)      | Byers/Riggins (2)  |
| 11/28 | at USC                      | L   | Alberts/Roberts (13) | Freeman (8)        | Alberts (3)        | 3 players (1)      | Byers/Yussuf (1)   |
| 12/1  | at San Diego                | L   | Yussuf (28)          | Byers (14)         | 3 players (2)      | 5 players (1)      | Byers (1)          |
| 12/5  | Southern Utah               | W   | Booker (21)          | Yussuf (13)        | Booker (4)         | 4 players (2)      | Riggins (2)        |
| 12/8  | at Fresno State             | L   | Alberts (18)         | Roberts/Yussuf (6) | Booker (3)         | Booker/Riggins (2) | Freeman (2)        |
| 12/10 | at Pacific                  | L   | Yussuf (14)          | Yussuf (10)        | Booker/Maxhuni (3) | Alberts (3)        | Riggins/Yussuf (1) |
| 12/20 | Pepperdine                  | W   | Yussuf (21)          | Yussuf (11)        | Booker (7)         | Booker (4)         | Booker/Byers (2)   |
| 12/22 | Colorado State              | W   | Booker (14)          | Riggins (10)       | Booker/Yussuf (3)  | Alberts/Booker (2) | Byers/Roberts (1)  |
| 12/29 | at Stanford                 |     |                      |                    |                    |                    |                    |
| 1/5   | Bethesda                    |     |                      |                    |                    |                    |                    |
| 1/12  | UC Davis                    |     |                      |                    |                    |                    |                    |
| 1/16  | at UC Irvine                |     |                      |                    |                    |                    |                    |
| 1/19  | CS Fullerton                |     |                      |                    |                    |                    |                    |
| 1/23  | at CSUN                     |     |                      |                    |                    |                    |                    |
| 1/26  | UC Santa Barbara            |     |                      |                    |                    |                    |                    |
| 1/31  | at Hawai'i                  |     |                      |                    |                    |                    |                    |
| 2/2   | UC Irvine                   |     |                      |                    |                    |                    |                    |
| 2/7   | Hawai'i                     |     |                      |                    |                    |                    |                    |
| 2/9   | at Cal Poly                 |     |                      |                    |                    |                    |                    |
| 2/13  | at CS Fullerton             |     |                      |                    |                    |                    |                    |
| 2/16  | at UC Davis                 |     |                      |                    |                    |                    |                    |
| 2/20  | CSUN                        |     |                      |                    |                    |                    |                    |
| 2/23  | at UC Riverside             |     |                      |                    |                    |                    |                    |
| 2/28  | at UC Santa Barbara         |     |                      |                    |                    |                    |                    |
| 3/2   | Cal Poly                    |     |                      |                    |                    |                    |                    |
| 3/6   | UC Riverside                |     |                      |                    |                    |                    |                    |



**2018-19 Long Beach State 49ers**

| No. | Name            | Pos | Ht   | Wt  | Class  | Hometown (High School/Previous College)                                       |
|-----|-----------------|-----|------|-----|--------|---|
| 1   | Ron Freeman     | G   | 6-6  | 180 | RS-Jr. | Los Angeles, Calif. (Junipero Serra HS/Kansas State/NW Florida State College) |
| 2   | Jordan Roberts  | G/F | 6-8  | 195 | So.    | Bakersfield, Calif. (Ridgeview HS)  |
| 3   | Drew Cobb       | G   | 6-4  | 205 | So.    | Sacramento, Calif. (Sheldon HS/Fresno CC)                                     |
| 4   | KJ Byers        | F   | 6-7  | 195 | Sr.    | Charlotte, N.C. (Phillip O'Berry HS/Iowa Western CC/Panola CC)                |
| 5   | Mason Riggins   | F   | 6-9  | 230 | Sr.    | Whitewright, Texas (Whitewright HS)   |
| 10  | Bryan Alberts   | G   | 6-5  | 200 | RS-Sr. | Northridge, Calif. (Village Christian HS/Gonzaga)                             |
| 11  | Jordan Griffin  | G   | 6-3  | 165 | Jr.    | Corona, Calif. (Centennial HS)  |
| 12  | Breyon Jackson  | F   | 6-7  | 235 | So.    | Cincinnati, Ohio (Riverdale Baptist HS/Cloud County CC)                       |
| 13  | Demetrius Mims  | G/F | 6-6  | 180 | Fr.    | Baltimore, Md. (Baltimore Polytechnic Institutur)                             |
| 14  | Colin Slater    | G   | 6-1  | 190 | Jr.    | New Orleans, La. (Immanuel (Calif.) HS/Tulane)                                |
| 15  | Deishuan Booker | G   | 6-3  | 170 | Sr.    | Las Vegas, Nev. (Agassi Prep/Gilette CC/College of Southern Idaho)            |
| 20  | Breamon Richard | G   | 5-10 | 160 | Sr.    | Los Angeles, Calif. (University HS/Long Beach City CC)                        |
| 23  | Edon Maxhuni    | G   | 6-2  | 185 | So.    | Hyvinkaa, Finland (Helsinki Basketball Academy)                               |
| 24  | Temidayo Yussuf | F   | 6-7  | 265 | RS-Sr. | Oakland, Calif. (St. Joseph HS)   |
| 35  | Milos Apic      | F   | 6-10 | 200 | RS-Fr. | Novi Sad, Serbia (Sandy Springs Friends School)                               |

**Head Coach:** Dan Monson (Idaho, '85), 12th Year  
**Associate Head Coach:** Myke Scholl (Ohio Wesleyan, '91), 5th Year  
**Assistant Coach:** Senque Carey (New Mexico, '04), 3rd Year  
**Assistant Coach:** Bobby Braswell (CSUN, '85), 1st Year  
**Director of Operations:** Jerry Woods, 1st Year  
**Director of Scouting:** Jason Levy, 1st Year  
**Head Athletic Trainer:** Jarrod Spanjer

**Pronunciation Guide**

Milos Apic - ME-losh AH-pich  
Deishuan Booker - DAY-shawn  
Edon Maxhuni - eh-DAWN mah-ZHOO-nee  
Breamon Richard - Bray-mun  
Temidayo Yussuf - tem-uh-DIE-oh YOU-seff

Dan Monson - MUN-sun  
Senque Carey - SEN-cue

**TV/Radio Roster**



**Ron Freeman**

G • 6-6/180 • R-Jr.  
Los Angeles, Calif.

**1**



**Jordan Roberts**

G/F • 6-8/195 • So.  
Bakersfield, Calif.

**2**



**Drew Cobb**

G • 6-4/205 • So.  
Sacramento, Calif.

**3**



**KJ Byers**

F • 6-7/195 • Sr.  
Charlotte, N.C.

**4**



**Mason Riggins**

F • 6-9/230 • Sr.  
Whitewright, Texas

**5**



**Bryan Alberts**

G • 6-5/200 • R-Sr.  
Northridge, Calif.

**10**



**Jordan Griffin**

G • 6-3/165 • Jr.  
Corona, Calif.


**11**



**Breyon Jackson**

F • 6-7/235 • So.  
Cincinnati, Ohio

**12**



**Demetrius Mims**

G/F • 6-6/180 • Fr.  
Baltimore, Md.

**13**



**Colin Slater**

G • 6-1/190 • Jr.  
New Orleans, La.

**14**



**Deishuan Booker**

G • 6-3/170 • Sr.  
Las Vegas, Nev.

**15**



**Breamon Richard**

G • 5-10/160 • Sr.  
Los Angeles, Calif.

**20**



**Edon Maxhuni**

G • 6-2/185 • So.  
Hyvinkaa, Finland


**23**



**Temidayo Yussuf**

C • 6-7/265 • Sr.  
Oakland, Calif.

**24**



**Milos Apic**

C • 6-10/200 • R-Fr.  
Novi Sad, Serbia

**35**



**Dan Monson**  
Head Coach



**Myke Scholl**  
Associate Head Coach



**Senque Carey**  
Assistant Coach



**Bobby Braswell**  
Assistant Coach



**Jerry Woods**  
Director of Operations

## SPECIALTY STATS

\*LBSU Only

### 30-Point Games

| Player          | 2018-19 | Career |
|-----------------|---------|--------|
| Deishuan Booker | 1       | 1      |

### 20-Point Games

| Player          | 2018-19 | Career |
|-----------------|---------|--------|
| Deishuan Booker | 3       | 5      |
| Temidayo Yussuf | 2       | 5      |
| Jordan Griffin  | --      | 1      |
| Edon Maxhuni    | --      | 1      |

### Double-Digit Scoring Games

| Player          | 2018-19 | Career |
|-----------------|---------|--------|
| Temidayo Yussuf | 9       | 40     |
| Deishuan Booker | 6       | 24     |
| Bryan Alberts   | 6       | 18     |
| Edon Maxhuni    | 4       | 13     |
| KJ Byers        | 4       | 8      |
| Jordan Roberts  | 3       | 8      |
| Jordan Griffin  | 2       | 12     |
| Ron Freeman     | 2       | 2      |
| Mason Riggins   | --      | 3      |

### Double-Digit Rebounding Games

| Player          | 2018-19 | Career |
|-----------------|---------|--------|
| Temidayo Yussuf | 4       | 12     |
| KJ Byers        | 2       | 4      |
| Mason Riggins   | 1       | 3      |
| Deishuan Booker | --      | 1      |

### Double-Digit Assist Games

| Player          | 2018-19 | Career |
|-----------------|---------|--------|
| Deishuan Booker | --      | 3      |

### Double-Doubles

| Player          | 2018-19 | Career |
|-----------------|---------|--------|
| Temidayo Yussuf | 4       | 9      |
| KJ Byers        | 1       | 2      |
| Deishuan Booker | --      | 3      |
| Mason Riggins   | --      | 1      |

### Leading Scorer: (Includes Co)

| Player          | 2018-19 | Career |
|-----------------|---------|--------|
| Deishuan Booker | 5       | 8      |
| Temidayo Yussuf | 4       | 13     |
| Bryan Alberts   | 3       | 9      |
| Jordan Griffin  | 1       | 2      |
| KJ Byers        | 1       | 1      |
| Edon Maxhuni    | 1       | 1      |
| Jordan Roberts  | 1       | 1      |

### Leading Rebounder: (Includes Co)

| Player          | 2018-19 | Career |
|-----------------|---------|--------|
| Temidayo Yussuf | 7       | 19     |
| KJ Byers        | 5       | 9      |
| Mason Riggins   | 3       | 12     |
| Jordan Roberts  | 2       | 3      |
| Ron Freeman     | 1       | 1      |
| Deishuan Booker | --      | 3      |

### Starts (At LBSU)

| Player          | 2018-19 | Career |
|-----------------|---------|--------|
| Temidayo Yussuf | 12      | 68     |
| Bryan Alberts   | 12      | 31     |
| Deishuan Booker | 9       | 37     |
| Mason Riggins   | 8       | 50     |
| KJ Byers        | 8       | 10     |
| Ron Freeman     | 8       | 7      |
| Edon Maxhuni    | 7       | 21     |
| Jordan Roberts  | 5       | 19     |
| Demetrius Mims  | 1       | 1      |
| Jordan Griffin  | --      | 11     |

## 30-POINT GAMES IN MONSON ERA

| Player (Date)             | Points | Opponent       |
|---------------------------|--------|----------------|
| Gabe Levin (2/3/18)       | 45     | UC Davis       |
| Casper Ware (2/9/12)      | 38     | Pacific        |
| Nick Faust (1/28/16)      | 34     | UCSB           |
| Mike Caffey (1/29/15)     | 34     | CS Fullerton   |
| Casper Ware (3/10/12)     | 33     | UCSB           |
| Donovan Morris (3/8/08)   | 33     | UCSB           |
| Donovan Morris (2/16/08)  | 32     | CS Bakersfield |
| Donovan Morris (1/10/08)  | 32     | Pacific        |
| Deishuan Booker (11/9/18) | 31     | UCLA           |
| T.J. Robinson (12/11/10)  | 31     | North Carolina |
| Nick Faust (3/2/16)       | 30     | CS Fullerton   |
| Casper Ware (1/19/12)     | 30     | Cal Poly       |
| Donovan Morris (11/30/08) | 30     | NMSU           |
| Donovan Morris (2/9/08)   | 30     | Pacific        |

## INDIVIDUAL SUPERLATIVES

### POINTS

Deishuan Booker, 31, at UCLA, 11/9/18  
 Deishuan Booker, 29, vs. Utah Valley, 11/21/18  
 Temidayo Yussuf, 28, at San Diego, 12/1/18  
 Deishuan Booker, 21, vs. Southern Utah, 12/5/18  
 Temidayo Yussuf, 21, vs. Pepperdine, 12/20/18

### REBOUNDS

KJ Byers, 14, at San Diego, 12/1/18  
 Temidayo Yussuf, 13, vs. Southern Utah, 12/5/18  
 Temidayo Yussuf, 11, vs. Oregon State, 11/25/18  
 Temidayo Yussuf, 11, vs. Pepperdine, 12/20/18  
 KJ Byers, 10, vs. Iona, 11/19/18  
 Temidayo Yussuf, 10, at Pacific, 12/10/18  
 Mason Riggins, 10, vs. Colorado State, 12/22/18

### ASSISTS

Deishuan Booker, 7, vs. Iona, 11/19/18  
 Deishuan Booker, 7, vs. Pepperdine, 12/20/18  
 Deishuan Booker, 5, at Arizona State, 11/12/18  
 Deishuan Booker, 5, vs. Oregon State, 11/25/18  
 Deishuan Booker, 4, at UCLA, 11/9/18  
 Temidayo Yussuf, 4, at UCLA, 11/9/18  
 Deishuan Booker, 4, vs. Utah Valley, 11/21/18  
 Deishuan Booker, 4, vs. Southern Utah, 12/5/18

### STEALS

Ron Freeman, 4, at Arizona State, 11/12/18  
 Deishuan Booker, 4, vs. Pepperdine, 12/20/18  
 Bryan Alberts, 3, at Arizona State, 11/12/18  
 Breamon Richard, 3, vs. Menlo, 11/10/18  
 Temidayo Yussuf, 3, vs. Menlo, 11/10/18  
 Mason Riggins, 3, at UCLA, 11/9/18  
 KJ Byers, 3, vs. Iona, 11/19/18  
 Bryan Alberts, 3, at Pacific, 12/10/18

### BLOCKS

Mason Riggins, 3, vs. Menlo, 11/10/18  
 KJ Byers, 2, at Arizona State, 11/12/18  
 KJ Byers, 2, vs. Oregon State, 11/25/18  
 Mason Riggins, 2, vs. Oregon State, 11/25/18  
 Mason Riggins, 2, vs. Southern Utah, 12/5/18  
 Ron Freeman, 2, at Fresno State, 12/8/18  
 Deishuan Booker, 2, vs. Pepperdine, 12/20/18  
 KJ Byers, 2, vs. Pepperdine, 12/20/18

### 3-POINT FIELD GOALS MADE

Deishuan Booker, 5, at UCLA, 11/9/18  
 Deishuan Booker, 4, vs. Utah Valley, 11/21/18  
 Bryan Alberts, 4, at Fresno State, 12/8/18  
 Jordan Griffin, 3, at Arizona State, 11/12/18  
 Bryan Alberts, 3, at UCLA, 11/9/18  
 Bryan Alberts, 3, vs. Iona, 11/19/18  
 Edon Maxhuni, 3, vs. Oregon State, 11/25/18  
 Bryan Alberts, 3, at USC, 11/28/18  
 Edon Maxhuni, 3, at San Diego, 12/1/18  
 Bryan Alberts, 3, at Pacific, 12/10/18  
 Jordan Griffin, 3, at Pacific, 12/10/18  
 Edon Maxhuni, 3, at Pacific, 12/10/18

## FREE THROWS IN FINAL 5 MINUTES

| Player:         | FT-FTA       | FT%         |
|-----------------|--------------|-------------|
| Edon Maxhuni    | 6-6          | 1.000       |
| KJ Byers        | 5-5          | 1.000       |
| Jordan Griffin  | 2-2          | 1.000       |
| Deishuan Booker | 17-20        | .850        |
| Ron Freeman     | 7-10         | .700        |
| Temidayo Yussuf | 6-10         | .600        |
| Jordan Roberts  | 3-6          | .500        |
| Breamon Richard | 3-6          | .500        |
| Demetrius Mims  | 0-2          | .000        |
| Mason Riggins   | 0-2          | .000        |
| <b>Total</b>    | <b>49-69</b> | <b>.710</b> |

## TEAM SUPERLATIVES

### POINTS

86, vs. Iona, 11/19/18  
 82, vs. Southern Utah, 12/5/18  
 80, at UCLA, 11/9/18  
 78, vs. Menlo, 11/10/18  
 72, vs. Utah Valley, 11/21/18  
 72, vs. Oregon State, 11/25/18

### REBOUNDS

51, vs. Southern Utah, 12/5/18  
 50, vs. Menlo, 11/10/18  
 48, at USC, 11/28/18  
 46, vs. Pepperdine, 12/20/18  
 44, vs. Oregon State, 11/25/18

### ASSISTS

16, at UCLA, 11/9/18  
 14, vs. Menlo, 11/10/18  
 14, at Arizona State, 11/12/18  
 13, vs. Iona, 11/19/18  
 13, vs. Oregon State, 11/25/18  
 13, at USC, 11/28/18  
 13, vs. Pepperdine, 12/20/18

### STEALS

11, vs. Southern Utah, 12/5/18  
 11, at Arizona State, 11/12/18  
 11, vs. Menlo, 11/10/18  
 8, vs. Colorado State, 12/22/18  
 7, at Fresno State, 12/8/18  
 7, at Pacific, 12/10/18

### FIELD GOALS MADE

30, vs. Iona, 11/19/18  
 28, vs. Southern Utah, 12/5/18  
 26, vs. Utah Valley, 11/21/18  
 26, at UCLA, 11/9/18  
 25, vs. Menlo, 11/10/18  
 25, vs. Oregon State, 11/25/18  
 25, at USC, 11/28/18  
 25, vs. Pepperdine, 12/20/18

### FIELD GOAL PERCENTAGE

.556, vs. Iona, 11/19/18  
 .438, at Pacific, 12/10/18  
 .431, vs. Southern Utah, 12/5/18  
 .431, vs. Menlo, 11/10/18  
 .426, vs. Utah Valley, 11/21/18

### 3-POINT FIELD GOALS MADE

10, vs. Iona, 11/19/18  
 9, vs. Utah Valley, 11/21/18  
 9, at Arizona State, 11/12/18  
 9, at UCLA, 11/9/18  
 9, at Fresno State, 12/8/18  
 9, at Pacific, 12/10/18

### 3-POINT FIELD GOAL PERCENTAGE

.588, vs. Iona, 11/19/18  
 .474, at Pacific, 12/10/18  
 .438, at Mississippi State, 11/16/18  
 .409, vs. Utah Valley, 11/21/18  
 .409, at Fresno State, 12/8/18

## Player Season/Career Highs



**RON FREEMAN**  
Guard  
6-6/180  
RS-Junior  
Los Angeles, Calif.  
Junipero Serra HS  
Kansas State/NW Florida State CC

# 1

| Category  | Season High                   | Career High                   |
|-----------|-------------------------------|-------------------------------|
| Points    | 14, vs. Iona, 11/19/18        | 14, vs. Iona, 11/19/18        |
| Rebounds  | 8, at USC, 11/28/18           | 8, at USC, 11/28/18           |
| Assists   | 2, at Arizona State, 11/12/18 | 2, at Arizona State, 11/12/18 |
| Steals    | 4, at Arizona State, 11/12/18 | 4, at Arizona State, 11/12/18 |
| Blocks    | 2, at Fresno State, 12/8/18   | 2, at Fresno State, 12/8/18   |
| 3-FG Made | 2, vs. Iona, 11/19/18         | 2, vs. Iona, 11/19/18         |
| FG Made   | 6, vs. Iona, 11/19/18         | 6, vs. Iona, 11/19/18         |
| FT Made   | 5, at Arizona State, 11/12/18 | 5, at Arizona State, 11/12/18 |



**JORDAN ROBERTS**  
Guard/Forward  
6-8/195  
Sophomore  
Bakersfield, Calif.  
Ridgeview HS

# 2

| Category  | Season High                              | Career High                              |
|-----------|--|--|
| Points    | 13, at USC, 11/28/18                     | 13, at USC, 11/28/18                     |
| Rebounds  | 7, at USC, 11/28/18                      | 9, at Cal Poly, 1/25/18                  |
| Assists   | 2, 2x, last at USC, 11/28/18             | 4, at UC Riverside, 1/13/18              |
| Steals    | 1, 2x, last at Miss. St., 11/16/18       | 3, vs. Oregon State, 11/24/17            |
| Blocks    | 1, 2x, last vs. Colorado State, 12/22/18 | 1, 8x, last vs. Colorado State, 12/22/18 |
| 3-FG Made | --                                       | --                                       |
| FG Made   | 6, at USC, 11/28/18                      | 6, at USC, 11/28/18                      |
| FT Made   | 3, vs. Colorado State, 12/22/18          | 4, 3x, last vs. Cal Poly, 2/10/18        |



**DREW COBB**  
Guard  
6-4/205  
Sophomore  
Sacramento, Calif.  
Sheldon HS  
Fresno CC

# 3

| Category  | Season High                            | Career High                            |
|-----------|--|--|
| Points    | 3, at USC, 11/28/18                    | 3, at USC, 11/28/18                    |
| Rebounds  | 4, at USC, 11/28/18                    | 4, at USC, 11/28/18                    |
| Assists   | 3, vs. Menlo, 11/10/18                 | 3, vs. Menlo, 11/10/18                 |
| Steals    | 1, 2x, last vs. Colorado St., 12/22/18 | 1, 2x, last vs. Colorado St., 12/22/18 |
| Blocks    | --                                     | --                                     |
| 3-FG Made | --                                     | --                                     |
| FG Made   | 1, 2x, last at USC, 11/28/18           | 1, 2x, last at USC, 11/28/18           |
| FT Made   | --                                     | --                                     |



**KJ BYERS**  
Guard  
6-7/195  
Senior  
Charlotte, N.C.  
Phillip O'Berry HS  
Iowa Western CC/Panola CC

# 4

| Category  | Season High                          | Career High                          |
|-----------|--------------------------------------|--------------------------------------|
| Points    | 14, vs. Iona, 11/19/18               | 14, 2x, last vs. Iona, 11/19/18      |
| Rebounds  | 14, at San Diego, 12/1/18            | 14, at San Diego, 12/1/18            |
| Assists   | 2, at Arizona State, 11/12/18        | 4, vs. San Francisco State, 11/14/17 |
| Steals    | 3, vs. Iona, 11/19/18                | 3, 3x, last vs. Iona, 11/19/18       |
| Blocks    | 2, 3x, last vs. Pepperdine, 12/20/18 | 3, 2x, last at UC Davis, 1/17/18     |
| 3-FG Made | 2, 2x, last vs. Iona, 11/19/18       | 2, at Mississippi State, 11/16/18    |
| FG Made   | 6, vs. Oregon State, 11/25/18        | 6, vs. Oregon State, 11/25/18        |
| FT Made   | 4, , 3x, last at USC, 11/28/18       | 6, 2x, last at UC Riverside, 1/13/18 |



**MASON RIGGINS**  
Forward  
6-9/230  
Senior  
Whitewright, Tex.  
Whitewright HS

# 5

| Category  | Season High                            | Career High                             |
|-----------|--|---|
| Points    | 9, vs. Colorado State, 12/22/18        | 14, vs. Nebraska, 11/26/17              |
| Rebounds  | 10, vs. Colorado State, 12/22/18       | 14, at UC Riverside, 1/13/18            |
| Assists   | 2, 3x, last vs. Colorado St., 12/22/18 | 2, 10x, last vs. Colorado St., 12/22/18 |
| Steals    | 3, at UCLA, 11/9/18                    | 4, at Arizona, 11/29/17                 |
| Blocks    | 3, vs. Menlo, 11/10/18                 | 4, vs. Stanford, 12/3/17                |
| 3-FG Made | --                                     | --                                      |
| FG Made   | 4, vs. Colorado State, 12/22/18        | 7, vs. Nebraska, 11/26/17               |
| FT Made   | 2, vs. Oregon State, 11/25/18          | 4, at UC Riverside, 1/13/18             |



**BRYAN ALBERTS**  
Guard  
6-5/200  
RS-Senior  
Northridge, Calif.  
Village Christian HS  
Gonzaga

# 10

| Category  | Season High                          | Career High                             |
|-----------|--------------------------------------|---|
| Points    | 18, at Fresno State, 12/8/18         | 25, at Southern Utah, 12/6/17           |
| Rebounds  | 5, vs. Colorado State, 12/22/18      | 6, vs. San Francisco, 1/30/16           |
| Assists   | 3, at USC, 11/28/18                  | 4, 2x, last at Pepperdine, 12/9/17      |
| Steals    | 3, 2x, last at Pacific, 12/10/18     | 3, 4x, last at Pacific, 12/10/18        |
| Blocks    | 1, 2x, last vs. Pepperdine, 12/20/18 | 2, 2x, last vs. Fresno State, 12/2/17   |
| 3-FG Made | 4, at Fresno State, 12/8/18          | 6, 4x, last vs. Eastern Mich., 12/16/17 |
| FG Made   | 5, x, last at Pacific, 12/10/18      | 10, at Southern Utah, 12/6/17           |
| FT Made   | 2, 2x, last at Fresno State, 12/8/18 | 4, at San Francisco, 11/10/17           |



**JORDAN GRIFFIN**  
Guard  
6-3/165  
Junior  
Corona, Calif.  
Centennial HS

# 11

| Category  | Season High                              | Career High                        |
|-----------|--|------------------------------------|
| Points    | 12, vs. Menlo, 11/10/18                  | 21, vs. Stanford, 12/3/17          |
| Rebounds  | 2, 2x, last vs. Colorado State, 12/22/18 | 5, 2x, last vs. Hawai'i, 1/4/18    |
| Assists   | 1, 5x, last vs. Colorado State, 12/22/18 | 3, 2x, last at Pepperdine, 12/9/17 |
| Steals    | 2, vs. Utah Valley, 11/21/18             | 3, vs. Binghamton, 11/24/16        |
| Blocks    | 1, at Arizona State, 11/12/18            | 1, at Arizona State, 11/12/18      |
| 3-FG Made | 3, 2x, last at Pacific, 12/10/18         | 5, vs. Stanford, 12/3/17           |
| FG Made   | 4, vs. Menlo, 11/10/18                   | 8, vs. Stanford, 12/3/17           |
| FT Made   | 2, vs. Menlo, 11/10/18                   | 4, vs. TAMU, 12/30/17              |



## Player Season/Career Highs




### **BREYON JACKSON**

Forward  
6-7/235  
Sophomore  
Cincinnati, Ohio  
Riverdale Baptist HS  
Cloud County CC

# 12

| Category  | Season High                           | Career High                           |
|-----------|---------------------------------------|---------------------------------------|
| Points    | 4, at Mississippi State, 11/16/18     | 4, at Mississippi State, 11/16/18     |
| Rebounds  | 6, vs. Iona, 11/19/18                 | 6, vs. Iona, 11/19/18                 |
| Assists   | 1, vs. Menlo, 11/10/18                | 1, vs. Menlo, 11/10/18                |
| Steals    | 1, vs. Iona, 11/19/18                 | 1, vs. Iona, 11/19/18                 |
| Blocks    | 1, at Mississippi State, 11/16/18     | 1, at Mississippi State, 11/16/18     |
| 3-FG Made | --                                    | --                                    |
| FG Made   | 1, 2x, last at Miss. St., 11/16/18    | 1, 2x, last at Miss. St., 11/16/18    |
| FT Made   | 2, 3x, last vs. Utah Valley, 11/21/18 | 2, 3x, last vs. Utah Valley, 11/21/18 |



### **DEMETRIUS MIMS**

Guard  
6-6/180  
Freshman  
Baltimore, Md.  
Baltimore Polytechnic Institute

# 13

| Category  | Season High                           | Career High                           |
|-----------|---------------------------------------|---------------------------------------|
| Points    | 5, at Arizona State, 11/12/18         | 5, at Arizona State, 11/12/18         |
| Rebounds  | 3, vs. Menlo, 11/10/18                | 3, vs. Menlo, 11/10/18                |
| Assists   | 2, at USC, 11/28/18                   | 2, at USC, 11/28/18                   |
| Steals    | --                                    | --                                    |
| Blocks    | 1, 2x, last vs. Utah Valley, 11/21/18 | 1, 2x, last vs. Utah Valley, 11/21/18 |
| 3-FG Made | --                                    | --                                    |
| FG Made   | 2, at Arizona State, 11/12/18         | 2, at Arizona State, 11/12/18         |
| FT Made   | 1, 2x, last vs. Pepperdine, 12/20/18  | 1, 2x, last vs. Pepperdine, 12/20/18  |



### **DEISHUAN BOOKER**

Guard  
6-3/170  
Senior  
Las Vegas, Nev.  
Agassi Prep  
College of Southern Idaho

# 15

| Category  | Season High                           | Career High                           |
|-----------|---------------------------------------|---------------------------------------|
| Points    | 31, at UCLA, 11/9/18                  | 31, at UCLA, 11/9/18                  |
| Rebounds  | 5, vs. Oregon State, 11/25/18         | 10, vs. UC Riverside, 3/3/18          |
| Assists   | 7, 2x, last vs. Pepperdine, 12/20/18  | 12, 2x, last vs. Nebraska, 11/26/17   |
| Steals    | 4, vs. Pepperdine, 12/20/18           | 4, 4x, last vs. Pepperdine, 12/20/18  |
| Blocks    | 2, vs. Pepperdine, 12/20/18           | 2, 2x, last vs. Pepperdine, 12/20/18  |
| 3-FG Made | 5, at UCLA, 11/9/18                   | 5, at UCLA, 11/9/18                   |
| FG Made   | 9, 2x, last vs. Utah Valley, 11/21/18 | 9, 2x, last vs. Utah Valley, 11/21/18 |
| FT Made   | 11, vs. Menlo, 11/10/18               | 11, vs. Menlo, 11/10/18               |



### **BREAMON RICHARD**

Guard  
5-10/160  
Senior  
Los Angeles, Calif.  
University HS  
Long Beach City College

# 20

| Category  | Season High                            | Career High                      |
|-----------|--|----------------------------------|
| Points    | 2, at Arizona State, 11/12/18          | 6, at UC Davis, 1/17/18          |
| Rebounds  | 1, 2x, last vs. Oregon State, 11/25/18 | 2, vs. TAMU, 12/30/17            |
| Assists   | 1, at Arizona State, 11/12/18          | 2, 2x, last at UC Davis, 1/17/18 |
| Steals    | 3, vs. Menlo, 11/10/18                 | 3, vs. Menlo, 11/10/18           |
| Blocks    | --                                     | --                               |
| 3-FG Made | --                                     | --                               |
| FG Made   | 1, at Arizona State, 11/12/18          | 1, at Arizona State, 11/12/18    |
| FT Made   | 1, 2x, last vs. Utah Valley, 11/21/18  | 6, at UC Davis, 1/17/18          |



### **EDON MAXHUNI**

Guard  
6-2/185  
Sophomore  
Hyvinkaa, Finland  
Helsinki Basketball Academy

# 23

| Category  | Season High                           | Career High                       |
|-----------|---------------------------------------|-----------------------------------|
| Points    | 19, at San Diego, 12/1/18             | 20, vs. UC Santa Barbara, 2/15/18 |
| Rebounds  | 2, 2x, last at Miss. St., 11/16/18    | 5, 2x, last vs. UC Davis, 2/3/18  |
| Assists   | 3, at Pacific, 12/10/18               | 4, at Oregon State, 11/18/17      |
| Steals    | 1, x, last vs. Southern Utah, 12/5/18 | 4, at Hawai'i, 2/22/18            |
| Blocks    | --                                    | --                                |
| 3-FG Made | 3, 3x, last at Pacific, 12/10/18      | 4, 2x, last vs. UCSB, 2/15/18     |
| FG Made   | 7, at San Diego, 12/1/18              | 8, vs. UC Santa Barbara, 2/15/18  |
| FT Made   | 5, vs. Menlo, 11/10/18                | 5, 2x, last vs. Menlo, 11/10/18   |



### **TEMIDAYO YUSSUF**

Center  
6-7/265  
RS-Senior  
Oakland, Calif.  
St. Joseph HS

# 24

| Category  | Season High                    | Career High                          |
|-----------|--------------------------------|--------------------------------------|
| Points    | 28, at San Diego, 12/1/18      | 28, at San Diego, 12/1/18            |
| Rebounds  | 13, vs. Southern Utah, 12/5/18 | 15, 2x, last at UCSB, 3/1/18         |
| Assists   | 4, at UCLA, 11/9/18            | 5, vs. UC Irvine, 3/10/17            |
| Steals    | 3, vs. Menlo, 11/10/18         | 3, 4x, last vs. Menlo, 11/10/18      |
| Blocks    | 1, 3x, last at USC, 11/28/18   | 3, 2x, last vs. UC Irvine, 1/31/18   |
| 3-FG Made | --                             | --                                   |
| FG Made   | 10, at San Diego, 12/1/18      | 10, 3x, last at San Diego, 12/1/18   |
| FT Made   | 9, at Fresno State, 12/8/18    | 9, 2x, last at Fresno State, 12/8/18 |



### **MILOS APIC**

Center  
6-10/200  
RS-Freshman  
Novi Sad, Serbia  
Sandy Springs Friends School

# 35

| Category  | Season High | Career High |
|-----------|-------------|-------------|
| Points    | --          | --          |
| Rebounds  | --          | --          |
| Assists   | --          | --          |
| Steals    | --          | --          |
| Blocks    | --          | --          |
| 3-FG Made | --          | --          |
| FG Made   | --          | --          |
| FT Made   | --          | --          |

## The Last Time A Long Beach State Player

### Scored 40 or more points

.....Gabe Levin, 45 points in 105-104 (2OT) loss vs. UC Davis, 2/3/18

### Scored 30 or more points

.....Deishuan Booker, 31 points in 91-80 loss at UCLA, 11/9/18

### Scored 25 or more points

..... Temidayo Yussuf, 28 points in 74-70 loss at San Diego, 12/1/18

### Scored 20 or more points

..... Temidayo Yussuf, 21 points in 67-66 win vs. Pepperdine, 12/20/18

### Two players scored 20 or more points

.....Gabe Levin (22) and Deishuan Booker (22), in 76-74 loss vs. CSF, 3/8/18

### Five starters scored in double figures

..... Yussuf (19), Levin (19), Booker (14), Roberts (11), Maxhuni (11)

.....in 81-73 win vs. Cal State Fullerton, 1/20/18

### Five players scored in double figures

..... Yussuf (19), Levin (19), Booker (14), Roberts (11), Maxhuni (11)

.....in 81-73 win vs. Cal State Fullerton, 1/20/18

### Shot 100% (Min. 5)

.....Jordan Roberts (5-for-5) in 70-69 win at UC Santa Barbara, 3/1/18

### Grabbed 20 or more rebounds

.....Michael Zeno, 22 in 104-90 win over Loyola Marymount, 1/3/83

### Grabbed 15 or more rebounds

..... Temidayo Yussuf, 15, in 70-69 win at UC Santa Barbara, 3/1/18

### Grabbed 10 or more rebounds

..... Temidayo Yussuf, 11, in 67-66 win vs. Pepperdine, 12/20/18

### Two players grabbed 10 or more rebounds

.....Gabe Levin (11) and Temidayo Yussuf (11) in 73-54 win vs. CP, 2/10/18

### Dished out 15 or more assists

.....Rick Aberegg, 15 in 106-71 win vs. Northern Illinois, 1/26/74

### Dished out 10 or more assists

.....Deishuan Booker, 12, in 85-80 loss vs. Nebraska, 11/26/17

### Had a double-double

..... Temidayo Yussuf (21 pts/11 reb) in 67-66 win vs. Pepperdine, 12/20/18

### Two players had a double-double

.....Gabe Levin (20 pts/11 rbs) and Temidayo Yussuf (17 pts/11 rbs)

.....in 73-54 win vs. Cal Poly, 2/10/18

### Three players had a double-double

.....T.J. Robinson (25 pts/15 rbs), Eugene Phelps (12 pts/10 rbs)

.....and Casper Ware (20 pts/10 asts) in 87-79 loss vs. Clemson, 11/27/09

### Had a triple-double

.....Tyrone Mitchell (11 pts/11 rbs/11 asts)

.....in 72-56 win vs. New Mexico State, 1/15/90

### Had a 20/20 game

..... Michael Zeno (20 pts/22 rbs) in 104-90 win vs. Loyola Marymount, 1/3/83

### Led 49ers in scoring off the bench

..... Edon Maxhuni, 15, in 75-72 loss vs. Oregon State, 11/25/18

## The Last Time The 49ers

### Scored 100 points

.....104, in 105-104 (2OT) loss vs. UC Davis, 2/3/18

### Scored 90 points

.....104, in 105-104 (2OT) loss vs. UC Davis, 2/3/18

### Scored 80 points

.....82, in 82-71 win vs. Southern Utah, 12/5/18

### Scored fewer than 60 points

.....51, in 79-51 loss at Mississippi State, 11/16/18

### Scored fewer than 50 points

.....48, in 63-48 loss at Louisville, 12/30/14

### Scored fewer than 40 points

.....38, in 52-38 loss vs. Kansas State, 11/24/13

### Allowed 100 points

.....105, in 105-104 (2OT) loss vs. UC Davis, 2/3/18

### Allowed 90 points

.....92, in 92-71 loss at Fresno State, 12/8/18

### Allowed 80 points

.....92, in 92-71 loss at Fresno State, 12/8/18

### Allowed fewer than 60 points

.....57, in 78-57 win vs. Menlo College, 11/10/18

### Allowed fewer than 50 points

.....48, in 66-48 win at UC Santa Barbara, 2/18/17

### Allowed fewer than 40 points

.....38, in 38-37 win vs. Indiana State, 12/23/04

### Shot 60% from the field

.....63.3% (31-49) vs. Hawai'i, 1/4/18

### Shot 50% from the field

.....55.6% (30-54) vs. Iona, 11/19/18

### Allowed 60% from the field

.....60.9% (39-64) at Michigan State, 12/21/17

### Allowed 50% from the field

.....58.0% (29-50) in 87-72 loss vs. Utah Valley, 11/21/18

### Grabbed 50 rebounds

.....51, in 82-71 win vs. Southern Utah, 12/5/18

### Allowed 50 rebounds

.....52, in 79-51 loss at Mississippi State, 11/16/18

### Played a ranked team

.....No. 17, 79-51 loss at Mississippi State, 11/16/18

### Played a team ranked in the Top 10

.....No. 2, 102-60 loss at Michigan State, 12/21/17

### Beat a ranked team

.....No. 14, in 68-58 win vs. Xavier, 12/22/11

### Beat a team ranked in the Top 10

.....No. 9, in 86-76 win at Pitt, 11/16/11

## Big West Conference

### Conference Leaders

(All Games - As of 12/24/18)

| Name:                                 | Average | Rank  |
|---------------------------------------|---------|-------|
| <b>Scoring:</b>                       |         |       |
| Deishuan Booker                       | 14.0    | 9th   |
| Temidayo Yussuf                       | 12.9    | 10th  |
| <b>Rebounding:</b>                    |         |       |
| Temidayo Yussuf                       | 7.1     | 4th   |
| KJ Byers                              | 5.6     | 9th   |
| <b>Field Goal Percentage:</b>         |         |       |
| Temidayo Yussuf                       | .486    | 9th   |
| <b>Assists:</b>                       |         |       |
| Deishuan Booker                       | 3.9     | 4th   |
| <b>Free Throw Percentage:</b>         |         |       |
| Deishuan Booker                       | .909    | 1st   |
| <b>Steals:</b>                        |         |       |
| Deishuan Booker                       | 1.5     | 6th   |
| <b>3-Point Field Goal Percentage:</b> |         |       |
| <b>3-Point Field Goals Made:</b>      |         |       |
| Bryan Alberts                         | 1.9     | 9th   |
| <b>Blocked Shots:</b>                 |         |       |
| KJ Byers                              | 0.9     | T-7th |
| Mason Riggins                         | 0.9     | T-7th |
| <b>Assist-to-Turnover Ratio:</b>      |         |       |
| Deishuan Booker                       | 0.9     | 9th   |
| <b>Offensive Rebounds:</b>            |         |       |
| Temidayo Yussuf                       | 2.6     | 3rd   |
| <b>Defensive Rebounds:</b>            |         |       |
| Temidayo Yussuf                       | 4.5     | 8th   |
| <b>Minutes Played:</b>                |         |       |
| Deishuan Booker                       | 28.8    | 15th  |

### Conference Leaders

(Big West Only - 17-18 Final)

| Name:                                 | Average | Rank |
|---------------------------------------|---------|------|
| <b>Scoring:</b>                       |         |      |
| Gabe Levin                            | 21.5    | 2nd  |
| <b>Rebounding:</b>                    |         |      |
| Temidayo Yussuf                       | 7.7     | 3rd  |
| Gabe Levin                            | 7.1     | 5th  |
| <b>Field Goal Percentage:</b>         |         |      |
| Deishuan Booker                       | .491    | 8th  |
| <b>Assists:</b>                       |         |      |
| Deishuan Booker                       | 3.6     | 8th  |
| <b>Free Throw Percentage:</b>         |         |      |
| Deishuan Booker                       | .906    | 2nd  |
| Gabe Levin                            | .817    | 9th  |
| <b>Steals:</b>                        |         |      |
| Deishuan Booker                       | 1.9     | 2nd  |
| <b>3-Point Field Goal Percentage:</b> |         |      |
| Edon Maxhuni                          | .449    | 2nd  |
| <b>3-Point Field Goals Made:</b>      |         |      |
| <b>Blocked Shots:</b>                 |         |      |
| KJ Byers                              | 0.9     | 3rd  |
| Gabe Levin                            | 0.9     | 6th  |
| <b>Assist-to-Turnover Ratio:</b>      |         |      |
| Deishuan Booker                       | 1.2     | 9th  |
| <b>Offensive Rebounds:</b>            |         |      |
| Temidayo Yussuf                       | 3.2     | 1st  |
| Gabe Levin                            | 1.8     | 7th  |
| <b>Defensive Rebounds:</b>            |         |      |
| Gabe Levin                            | 5.3     | 5th  |
| Temidayo Yussuf                       | 4.5     | 7th  |
| <b>Minutes Played:</b>                |         |      |
| Gabe Levin                            | 33.3    | 8th  |

### Team Conference Rankings

(All Games - As of 12/24/18)

| Category                | Average | Rank |
|-------------------------|---------|------|
| Scoring Offense         | 70.3    | 5th  |
| Scoring Defense         | 76.9    | 8th  |
| Scoring Margin          | -6.6    | 8th  |
| Free Throw Pct.         | .681    | 6th  |
| Field Goal Pct.         | .396    | 9th  |
| Field Goal Pct. Defense | .436    | 5th  |
| 3-Point FG Pct.         | .332    | 6th  |
| 3-Point FG Pct. Defense | .307    | 3rd  |
| Rebounding Offense      | 38.6    | 2nd  |
| Rebounding Defense      | 41.1    | 9th  |
| Rebounding Margin       | -2.5    | 7th  |
| Blocked Shots           | 3.2     | 5th  |
| Assists                 | 11.3    | 9th  |
| Steals                  | 6.9     | 1st  |
| Turnover Margin         | -1.2    | 7th  |
| Assist/Turnover Ratio   | 0.7     | 9th  |
| Offensive Rebounds      | 12.8    | 1st  |
| Defensive Rebounds      | 25.9    | 4th  |
| Defensive Rebound Pct.  | .662    | 9th  |
| Offensive Rebound Pct.  | .314    | 3rd  |
| 3-Point FG Made         | 6.6     | 5th  |

### Team Conference Rankings

(Big West Only - 17-18 Final)

| Category                | Average | Rank |
|-------------------------|---------|------|
| Scoring Offense         | 76.6    | 1st  |
| Scoring Defense         | 74.8    | 8th  |
| Scoring Margin          | 1.9     | 5th  |
| Free Throw Pct          | .740    | 3rd  |
| Field Goal Pct.         | .456    | 4th  |
| Field Goal Pct. Defense | .451    | 6th  |
| 3-Point FG Pct.         | .329    | 7th  |
| 3-Point FG Pct. Defense | .385    | 9th  |
| Rebounding Offense      | 38.9    | 2nd  |
| Rebounding Defense      | 32.6    | 4th  |
| Rebounding Margin       | 6.3     | 2nd  |
| Blocked Shots           | 3.4     | 2nd  |
| Assists                 | 11.2    | 8th  |
| Steals                  | 6.9     | 1st  |
| Turnover Margin         | -1.6    | 7th  |
| Assist/Turnover Ratio   | 0.8     | 9th  |
| Offensive Rebounds      | 12.3    | 1st  |
| Defensive Rebounds      | 26.6    | 2nd  |
| Defensive Rebound Pct.  | .738    | 4th  |
| Offensive Rebound Pct.  | .346    | 1st  |
| 3-Point FG Made         | 5.0     | 9th  |



## DAN MONSON (Mun-son)

**School Record:** 185-177 (12th Year)  
**Overall Record:** 355-300 (22nd Year)

### Education

University of Idaho  
 Bachelor of Science-Mathematics

University of Alabama-Birmingham  
 Masters-Education

### Coaching Experience

|                  |   |
|------------------|---|
| <b>2007-</b>     | <b>Long Beach State</b><br>Head Coach           |
| <b>1999-2007</b> | <b>Minnesota</b><br>Head Coach                  |
| <b>1997-1999</b> | <b>Gonzaga</b><br>Head Coach                    |
| <b>1994-1997</b> | <b>Gonzaga</b><br>Associate Head Coach          |
| <b>1988-1994</b> | <b>Gonzaga</b><br>Assistant Coach               |
| <b>1986-1988</b> | <b>Alabama-Birmingham</b><br>Graduate Assistant |

### Honors

|      |   |
|------|---|
| 1998 | WCC Coach of the Year                                   |
| 2011 | NABC All-District 9 Coach<br>Big West Coach of the Year |
| 2012 | NABC All-District 9 Coach<br>Big West Coach of the Year |
| 2013 | Big West Coach of the Year                              |

Dan Monson has rebuilt the Long Beach State basketball program in his 11 seasons with the Beach. The winningest coach in LBSU history, Monson has piled up 185 wins at LBSU and led Long Beach State to three Big West Championships, six top three finishes, three NIT appearances as well as a trip to the 2011-12 NCAA Tournament.

Monson's success at Long Beach State has been rewarded with three Big West Coach of the Year awards, as well as back-to-back NABC All-District Coach recognition from 2010-11 and 2011-12. The conference coaching award following the 2011-12 season marked the fourth time that Monson has been recognized as a league's top coach, previously winning the honor as the West Coast Conference Coach of the Year in 1998 following his first season at Gonzaga.

Success at the collegiate level hasn't been the only measure of what Monson has accomplished at Long Beach State. Two-time Big West Player of the Year Casper Ware reached the NBA with the Philadelphia 76ers, becoming the first 49er to enter the NBA since 2003. 2013 Big West Player of the Year James Ennis also became the first LBSU player picked in the NBA Draft since 1992, a second-round selection of the Atlanta Hawks. Ennis is entering his fifth NBA season and, during this past offseason, signed a free-agent contract with the Houston Rockets.

In 2017-18, the Beach finished fifth in the Big West after posting a 9-7 conference mark. Senior Gabe Levin was a First Team All-Big West selection for Long Beach State after leading the team in scoring (18.5 ppg) and rebounding (7.2 rpg). The Beach picked up its biggest win of the season on Dec. 3 with a 76-68 home victory over Stanford.

Monson had no returning starters in 2015-16 but still led Long Beach State to the Big West Tournament Finals and an NIT appearance, the fourth postseason appearance in his tenure at Long Beach State. Playing the nation's toughest non-conference schedule, the Beach went 7-9 against Top 100 teams, and picked up signature wins over Seton Hall and BYU. Let by Big West Newcomer of the Year Nick Faust the Beach went on to face Washington in the first round of the NIT.

In 2014-15, Monson recorded his 300th win as a head coach when the 49ers defeated Cal State Fullerton on the road, winning 91-85. With that milestone win, Monson became the second skipper in the league to reach 300 victories. His 96 wins in conference play at the Beach are tied for 7th in the history of the Big West, dating back to 1970.

In 2012-13, Monson directed a squad that lost four starters from the 2011-12 NCAA Tournament team, and guided them to another Big West championship, a third-consecutive regular season championship, the first time in over 40 years The Beach had won three straight conference titles.

LBSU's championship season in 2012-13 came on the heels of a four-year run based on a nucleus of solid recruiting in his first few years on campus. His first recruiting class featured Greg Plater, the second-leading all-time 3-point shooter at the school, while his second recruiting class of Larry Anderson, Eugene Phelps, T.J. Robinson and Casper Ware may go down in school history as the best recruiting class of all-time at Long Beach State.

Anderson, Phelps, Robinson and Ware all rank among the all-time leaders in school history in at least two categories and all four have earned all-league honors at least twice.

Three of the four own a school record. Ware is the school's all-time assist leader, Anderson has more steals than anybody in LBSU history, and Robinson is not only the all-time leading rebounder at Long Beach State, but the leading rebounder in the history of the Big West Conference.

Ware established himself as not only one of the top players in the conference, but one of the best players in the nation. Named a finalist for the Bob Cousy Award, honoring the top point guard in Division I, as both a junior and a senior, Ware won Big West Conference Player of the Year awards and was named an honorable mention Associated Press All-American in 2011 and 2012, while also being named the U.S. Basketball Writers Association (USBWA) District IX Player of the Year as a senior.

In 2010-11, Ware became the first player in Big West history to be named both the league's player of the year and its defensive player of the year. His first-team all-league selection made him the third Monson recruit at LBSU to be named first-team all-league. Ware also was named first-team All-District 9 by the NABC and first-team All-District IX by the USBWA as both a junior and senior.

### Coaching Record By Victories

|  | <b>Coach</b>         | <b>Years</b>    | <b>Record</b>  |
|--|----------------------|-----------------|----------------|
|  | <b>1. Dan Monson</b> | <b>10 years</b> | <b>185-177</b> |
|  | 2. Jerry Tarkanian   | 5 years         | 122-20         |
|  | 3. Seth Greenberg    | 6 years         | 105-70         |
|  | 4. Wayne Morgan      | 6 years         | 91-84          |
|  | 5. Dick Perry        | 7 years         | 82-96          |
|  | 6. Tex Winter        | 5 years         | 78-69          |
|  | 7. Dwight Jones      | 4 years         | 70-40          |
|  | 8. Joe Harrington    | 3 years         | 53-36          |
|  | 9. Earl Kidd         | 5 years         | 48-71          |
|  | 10. Larry Reynolds   | 5 years         | 49-83•         |
|  | 11. Bill Patterson   | 3 years         | 37-33          |
|  | 12. Lute Olson       | 1 year          | 24-2           |
|  | 13. Ron Palmer       | 3 years         | 23-64          |
|  | 14. Herm Schwarzkopf | 2 years         | 13-27          |
|  | 15. Randy Sandefur   | 1 year          | 12-13          |
|  | 16. Dave Buss        | 1 year          | 9-19           |

Monson's team also picked up two wins over nationally-ranked teams in 2011-12, handing No. 9 Pittsburgh an 86-76 defeat on the road before knocking off No. 14 Xavier 68-58 at the Diamond Head Classic in Honolulu. The two wins over ranked teams marked the first time a LBSU team had beaten multiple top 25 teams since the 1992-93 season.

Monson was tabbed as the 16th head coach in Long Beach State men's basketball history

on April 7, 2007. He inherited a depleted roster but still managed to be competitive in his first season at LBSU. Monson has been a Division I head coach for 20 years, during which he has compiled a career record of 340-282 (.546), with 11 trips to postseason play, including a trip to the Elite Eight in 1999 with Gonzaga University.

Monson was the head coach at the University of Minnesota for seven-plus years, compiling a 118-105 mark and reaching postseason play in five of his seven seasons.

In 2004-05 he led the Gophers to a memorable year. He engineered the second-best Big Ten turnaround in the previous 20 seasons, finishing with a 10-6 conference mark after posting just three league wins the previous campaign. Minnesota reached the 20-win plateau for the first time since 1992-93 and Monson led the Golden Gophers to the NCAA Tournament for the first time since 1999. In 2005-06 the Gophers advanced to their fifth postseason appearance in six years. Senior guard Vincent Grier was named All-Big Ten and All-District for the second straight year. In 2002-03 Minnesota went 19-14 and earned the program's first trip to the NIT semifinals in Madison Square Garden.

Monson reached two personal coaching milestones in 2004-05. With a victory over Indiana in the Big Ten Tournament quarterfinals, he earned his 100th victory at Minnesota. When he defeated Purdue on February 26, 2005 he picked up his 150th career head-coaching victory. With 100 victories in his first six years at Minnesota, Monson ranks second all-time at the school behind Jim Dutcher (1975-85) in wins during his first six years as head coach.

Monson stepped into the Minnesota job on the heels of NCAA sanctions against the school. Those NCAA violations during the mid-1990's severely limited scholarships and put strict recruiting sanctions on the program since the summer of 1999, coinciding with Monson's arrival at Minnesota. The summer of 2005 was the first Monson and his staff could recruit on par with every other college basketball program and that season concluded with a trip to the NCAA Tournament, the programs first year off probation.

Prior to accepting the Minnesota job on July 24, 1999, Monson was the head coach at Gonzaga for two years. In 1998-99 he led the Bulldogs to within a breath of the Final Four.

Gonzaga, which went 28-7 on the year and won the West Coast Conference regular season and tournament championships, defeated such notable NCAA powers as Minnesota (75-63), Stanford (82-74) and Florida (73-72) before bowing out to eventual national-champion Connecticut (67-62) in the Elite Eight.

His first year as head coach at Gonzaga resulted in a 24-10 mark, as the Bulldogs advanced to the second round of the NIT. Monson had a sparkling 52-17 (.754) record in his two seasons as the head coach of the Bulldogs.

Monson spent 11 years helping build the Gonzaga program. He began at GU as an assistant coach in 1988 and spent six years laying the groundwork. In 1994-95 he was elevated to associate head coach under head coach Dan Fitzgerald.

Three years later he took over full control of the Gonzaga program. He led Gonzaga to a West Coast Conference title in 1998 and was named the WCC Coach of the Year. The squad set a school-record with its 24 wins and Monson was also named the National Rookie Coach of the Year by Basketball Times. Monson was a key figure in the Bulldogs turnaround in the 1990's. Gonzaga had a record of 223-89 over 10 seasons and he was responsible for recruiting many of the key players in Gonzaga's NCAA Sweet 16 appearances from 1998-2001. From the time Monson was named associate head coach in 1995, Gonzaga averaged 22 wins per season and reached postseason play every year but one.

Prior to joining the Bulldogs' staff, Monson spent two seasons as a graduate assistant coach under Gene Bartow at the University of Alabama-Birmingham.

Monson played one year of football at Idaho, but turned his attention to coaching when a knee injury cut short his gridiron career. He coached the boys' basketball team at Oregon City (Ore.) High School for one year prior to taking the UAB graduate assistant post.

A 1985 graduate of the University of Idaho with a bachelor degree in mathematics, Monson earned his master's degree in education with a concentration on athletic administration from UAB in 1988. In addition to his 20-plus seasons coaching Division I basketball, as either a head or assistant coach, Monson has served on two coaching staffs for USA Basketball representing the United States in international competition.

Monson gained valuable experience by coaching on the international level with USA Basketball. He was an assistant coach for Kelvin Sampson on the gold medal winning 20-and-Under World Championships for Young Men Qualifying Tournament squad in the summer of 2004 in Halifax, Nova Scotia. He also assisted Oliver Purnell at the 1999 Men's World University Games in Mallorca, Spain where the U.S. won the gold medal. With Team USA, Monson had the opportunity to coach future NBA players Sean May, Brendan Haywood, Bracey Wright, Chris Paul, Michael Redd, Mark Madsen, Kenyon Martin and Charlie Villanueva.

Monson grew up around basketball as his father, Don, was a well-respected collegiate coach. Don was the head coach at Idaho and Oregon and was an assistant coach under Jud Heathcote at Michigan State (1976-78) for two years.

Monson and his wife Darci have four children, a son, MicGuire, a daughter, Mollie, a son, Maddox and a daughter, McKenna.

| <b>DAN MONSON'S COACHING RECORD</b> |                  |                |                            |
|-------------------------------------|------------------|----------------|----------------------------|
| <b>Season</b>                       | <b>School</b>    | <b>Record</b>  | <b>Postseason</b>          |
| 1997-98                             | Gonzaga          | 24-10          | NIT 2nd Round              |
| 1998-99                             | Gonzaga          | 28-7           | NCAA Elite Eight           |
| 1999-00                             | Minnesota        | 12-16          |                            |
| 2000-01                             | Minnesota        | 18-14          | NIT 2nd Round              |
| 2001-02                             | Minnesota        | 18-13          | NIT 2nd Round              |
| 2002-03                             | Minnesota        | 19-14          | NIT Final Four             |
| 2003-04                             | Minnesota        | 12-18          |                            |
| 2004-05                             | Minnesota        | 21-11          | NCAA 1st Round             |
| 2005-06                             | Minnesota        | 16-15          | NIT 2nd Round              |
| 2006-07                             | Minnesota        | 2-5            |                            |
| 2007-08                             | Long Beach State | 6-25           |                            |
| 2008-09                             | Long Beach State | 15-15          |                            |
| 2009-10                             | Long Beach State | 17-16          |                            |
| 2010-11                             | Long Beach State | 22-12          | NIT 1st Round              |
| 2011-12                             | Long Beach State | 25-9           | NCAA 2nd Round             |
| 2012-13                             | Long Beach State | 19-14          | NIT 1st Round              |
| 2013-14                             | Long Beach State | 15-17          |                            |
| 2014-15                             | Long Beach State | 16-17          |                            |
| 2015-16                             | Long Beach State | 20-15          | NIT 1st Round              |
| 2016-17                             | Long Beach State | 15-19          |                            |
| 2017-18                             | Long Beach State | 15-18          |                            |
|                                     |                  | <b>355-300</b> | <b>11 Postseason Apps.</b> |













# 2018-19 Home Statistics

| RECORD:        | OVERALL | HOME | AWAY | NEUTRAL |
|----------------|---------|------|------|---------|
| ALL GAMES      | 4-1     | 4-1  | 0-0  | 0-0     |
| CONFERENCE     | 0-0     | 0-0  | 0-0  | 0-0     |
| NON-CONFERENCE | 4-1     | 4-1  | 0-0  | 0-0     |

| ##             | Player           | gp-gs | min  | avg  | Total   |      | 3-Point |      | F-Throw |      | Rebounds |     |     | pf   | dq  | a | to | blk | stl | pts | avg |      |  |
|----------------|------------------|-------|------|------|---------|------|---------|------|---------|------|----------|-----|-----|------|-----|---|----|-----|-----|-----|-----|------|--|
|                |                  |       |      |      | fg-fga  | fg%  | 3fg-fga | 3fg% | ft-fga  | ft%  | off      | def | tot |      |     |   |    |     |     |     |     | avg  |  |
| 24             | Yussuf, Temidayo | 5-5   | 122  | 24.4 | 29-60   | .483 | 0-0     | .000 | 15-24   | .625 | 19       | 31  | 50  | 10.0 | 17  | 0 | 8  | 17  | 1   | 5   | 73  | 14.6 |  |
| 15             | Booker, Deishuan | 5-3   | 151  | 30.2 | 14-40   | .350 | 3-9     | .333 | 35-39   | .897 | 1        | 15  | 16  | 3.2  | 6   | 0 | 20 | 23  | 3   | 10  | 66  | 13.2 |  |
| 23             | Maxhuni, Edon    | 5-2   | 103  | 20.6 | 13-34   | .382 | 7-19    | .368 | 13-15   | .867 | 0        | 7   | 7   | 1.4  | 9   | 0 | 7  | 6   | 0   | 2   | 46  | 9.2  |  |
| 04             | Byers, KJ        | 5-2   | 86   | 17.2 | 17-29   | .586 | 0-3     | .000 | 6-7     | .857 | 11       | 18  | 29  | 5.8  | 11  | 1 | 2  | 12  | 6   | 3   | 40  | 8.0  |  |
| 02             | Roberts, Jordan  | 5-3   | 105  | 21.0 | 14-36   | .389 | 0-1     | .000 | 5-14    | .357 | 10       | 10  | 20  | 4.0  | 8   | 0 | 3  | 6   | 2   | 4   | 33  | 6.6  |  |
| 10             | Alberts, Bryan   | 5-5   | 126  | 25.2 | 11-38   | .289 | 5-21    | .238 | 2-3     | .667 | 5        | 11  | 16  | 3.2  | 7   | 0 | 2  | 7   | 1   | 4   | 29  | 5.8  |  |
| 11             | Griffin, Jordan  | 5-0   | 63   | 12.6 | 10-31   | .323 | 5-23    | .217 | 2-3     | .667 | 2        | 3   | 5   | 1.0  | 0   | 0 | 3  | 1   | 1   | 0   | 27  | 5.4  |  |
| 05             | Riggins, Mason   | 5-3   | 119  | 23.8 | 11-18   | .611 | 0-0     | .000 | 5-20    | .250 | 13       | 21  | 34  | 6.8  | 10  | 0 | 6  | 3   | 8   | 5   | 27  | 5.4  |  |
| 01             | Freeman, Ron     | 3-1   | 50   | 16.7 | 5-19    | .263 | 0-7     | .000 | 5-6     | .833 | 4        | 12  | 16  | 5.3  | 7   | 0 | 3  | 4   | 0   | 4   | 15  | 5.0  |  |
| 13             | Mims, Demetrius  | 3-1   | 21   | 7.0  | 1-6     | .167 | 1-2     | .500 | 2-6     | .333 | 2        | 2   | 4   | 1.3  | 6   | 0 | 0  | 0   | 2   | 0   | 5   | 1.7  |  |
| 03             | Cobb, Drew       | 4-0   | 23   | 5.8  | 1-2     | .500 | 0-0     | .000 | 0-2     | .000 | 3        | 3   | 6   | 1.5  | 2   | 0 | 3  | 1   | 0   | 1   | 2   | 0.5  |  |
| 35             | Apic, Milos      | 1-0   | 1    | 1.0  | 0-0     | .000 | 0-0     | .000 | 0-0     | .000 | 0        | 0   | 0   | 0.0  | 1   | 0 | 0  | 0   | 0   | 0   | 0   | 0.0  |  |
| 20             | Richard, Breamon | 4-0   | 19   | 4.8  | 0-1     | .000 | 0-0     | .000 | 0-0     | .000 | 0        | 1   | 1   | 0.3  | 4   | 0 | 0  | 1   | 0   | 3   | 0   | 0.0  |  |
| 12             | Jackson, Breyon  | 2-0   | 11   | 5.5  | 0-1     | .000 | 0-0     | .000 | 0-2     | .000 | 0        | 1   | 1   | 0.5  | 4   | 0 | 1  | 2   | 0   | 0   | 0   | 0.0  |  |
| Team           |                  |       |      |      |         |      |         |      |         |      | 16       | 10  | 26  |      |     |   |    |     |     |     |     |      |  |
| Total.....     |                  | 5     | 1000 |      | 126-315 | .400 | 21-85   | .247 | 90-141  | .638 | 86       | 145 | 231 | 46.2 | 92  | 1 | 58 | 83  | 24  | 41  | 363 | 72.6 |  |
| Opponents..... |                  | 5     | 1000 |      | 127-322 | .394 | 25-107  | .234 | 51-81   | .630 | 69       | 131 | 200 | 40.0 | 115 | - | 51 | 83  | 19  | 44  | 330 | 66.0 |  |

| TEAM STATISTICS        | LBSU    | OPP     | Date                | Opponent       | Score   | Att. |
|------------------------|---------|---------|---------------------|----------------|---------|------|
| SCORING                | 363     | 330     | 11/10/18            | MENLO COLLEGE  | W 78-57 | 3888 |
| Points per game        | 72.6    | 66.0    | 11/25/18            | OREGON STATE   | L 72-75 | 2082 |
| Scoring margin         | +6.6    | -       | 12/5/18             | SOUTHERN UTAH  | W 82-71 | 1876 |
| FIELD GOALS-ATT        | 126-315 | 127-322 | 12/20/18            | PEPPERDINE     | W 67-66 | 1679 |
| Field goal pct         | .400    | .394    | 12/22/18            | COLORADO STATE | W 64-61 | 1727 |
| 3 POINT FG-ATT         | 21-85   | 25-107  | * = Conference game |                |         |      |
| 3-point FG pct         | .247    | .234    |                     |                |         |      |
| 3-pt FG made per game  | 4.2     | 5.0     |                     |                |         |      |
| FREE THROWS-ATT        | 90-141  | 51-81   |                     |                |         |      |
| Free throw pct         | .638    | .630    |                     |                |         |      |
| F-Throws made per game | 18.0    | 10.2    |                     |                |         |      |
| REBOUNDS               | 231     | 200     |                     |                |         |      |
| Rebounds per game      | 46.2    | 40.0    |                     |                |         |      |
| Rebounding margin      | +6.2    | -       |                     |                |         |      |
| ASSISTS                | 58      | 51      |                     |                |         |      |
| Assists per game       | 11.6    | 10.2    |                     |                |         |      |
| TURNOVERS              | 83      | 83      |                     |                |         |      |
| Turnovers per game     | 16.6    | 16.6    |                     |                |         |      |
| Turnover margin        | +0.0    | -       |                     |                |         |      |
| Assist/turnover ratio  | 0.7     | 0.6     |                     |                |         |      |
| STEALS                 | 41      | 44      |                     |                |         |      |
| Steals per game        | 8.2     | 8.8     |                     |                |         |      |
| BLOCKS                 | 24      | 19      |                     |                |         |      |
| Blocks per game        | 4.8     | 3.8     |                     |                |         |      |
| ATTENDANCE             | 11252   | 0       |                     |                |         |      |
| Home games-Avg/Game    | 5-2250  | 0-0     |                     |                |         |      |
| Neutral site-Avg/Game  | -       | 0-0     |                     |                |         |      |

| Score by Periods | 1st | 2nd | Totals |
|------------------|-----|-----|--------|
| Long Beach State | 161 | 202 | 363    |
| Opponents        | 149 | 181 | 330    |

# 2018-19 Away Statistics

| RECORD:        | OVERALL | HOME | AWAY | NEUTRAL |
|----------------|---------|------|------|---------|
| ALL GAMES      | 0-7     | 0-0  | 0-7  | 0-0     |
| CONFERENCE     | 0-0     | 0-0  | 0-0  | 0-0     |
| NON-CONFERENCE | 0-7     | 0-0  | 0-7  | 0-0     |

| ##             | Player           | gp-gs | min  | avg     | Total  |      | 3-Point |      | F-Throw |       | Rebounds |     |     |      | pf  | dq | a   | to  | blk | stl | pts | avg  |  |
|----------------|------------------|-------|------|---------|--------|------|---------|------|---------|-------|----------|-----|-----|------|-----|----|-----|-----|-----|-----|-----|------|--|
|                |                  |       |      |         | fg-fga | fg%  | 3fg-fga | 3fg% | ft-fga  | ft%   | off      | def | tot | avg  |     |    |     |     |     |     |     |      |  |
| 15             | Booker, Deishuan | 6-4   | 153  | 25.5    | 17-50  | .340 | 7-18    | .389 | 32-36   | .889  | 1        | 16  | 17  | 2.8  | 17  | 0  | 20  | 27  | 0   | 7   | 73  | 12.2 |  |
| 10             | Alberts, Bryan   | 7-6   | 199  | 28.4    | 28-71  | .394 | 18-43   | .419 | 6-6     | 1.000 | 3        | 8   | 11  | 1.6  | 10  | 0  | 7   | 7   | 1   | 7   | 80  | 11.4 |  |
| 24             | Yussuf, Temidayo | 7-6   | 151  | 21.6    | 26-57  | .456 | 0-0     | .000 | 26-37   | .703  | 15       | 27  | 42  | 6.0  | 22  | 1  | 7   | 13  | 3   | 3   | 78  | 11.1 |  |
| 01             | Freeman, Ron     | 7-5   | 136  | 19.4    | 13-52  | .250 | 4-28    | .143 | 13-20   | .650  | 3        | 22  | 25  | 3.6  | 16  | 1  | 5   | 6   | 2   | 6   | 43  | 6.1  |  |
| 23             | Maxhuni, Edon    | 7-4   | 114  | 16.3    | 14-44  | .318 | 8-25    | .320 | 2-2     | 1.000 | 2        | 8   | 10  | 1.4  | 8   | 0  | 8   | 8   | 0   | 1   | 38  | 5.4  |  |
| 02             | Roberts, Jordan  | 7-2   | 128  | 18.3    | 16-35  | .457 | 0-0     | .000 | 5-10    | .500  | 10       | 18  | 28  | 4.0  | 12  | 0  | 8   | 11  | 0   | 3   | 37  | 5.3  |  |
| 11             | Griffin, Jordan  | 7-0   | 65   | 9.3     | 11-28  | .393 | 11-25   | .440 | 1-1     | 1.000 | 2        | 5   | 7   | 1.0  | 2   | 0  | 3   | 7   | 1   | 1   | 34  | 4.9  |  |
| 04             | Byers, KJ        | 7-4   | 125  | 17.9    | 10-32  | .313 | 3-9     | .333 | 9-11    | .818  | 10       | 24  | 34  | 4.9  | 11  | 0  | 6   | 12  | 5   | 5   | 32  | 4.6  |  |
| 05             | Riggins, Mason   | 7-4   | 173  | 24.7    | 12-22  | .545 | 0-0     | .000 | 2-11    | .182  | 10       | 18  | 28  | 4.0  | 16  | 1  | 8   | 5   | 4   | 6   | 26  | 3.7  |  |
| 12             | Jackson, Breyon  | 4-0   | 36   | 9.0     | 2-7    | .286 | 0-0     | .000 | 5-6     | .833  | 3        | 3   | 6   | 1.5  | 6   | 0  | 0   | 3   | 1   | 0   | 9   | 2.3  |  |
| 13             | Mims, Demetrius  | 7-0   | 31   | 4.4     | 2-8    | .250 | 1-3     | .333 | 1-4     | .250  | 2        | 2   | 4   | 0.6  | 11  | 0  | 2   | 3   | 0   | 0   | 6   | 0.9  |  |
| 20             | Richard, Breamon | 5-0   | 32   | 6.4     | 1-3    | .333 | 0-0     | .000 | 2-4     | .500  | 0        | 4   | 4   | 0.8  | 5   | 0  | 2   | 4   | 0   | 3   | 4   | 0.8  |  |
| 03             | Cobb, Drew       | 7-0   | 57   | 8.1     | 1-7    | .143 | 0-2     | .000 | 1-2     | .500  | 0        | 9   | 9   | 1.3  | 6   | 1  | 4   | 5   | 0   | 1   | 3   | 0.4  |  |
| Team           |                  |       |      |         |        |      |         |      |         |       | 15       | 13  | 28  |      |     |    |     |     |     |     |     |      |  |
| Total.....     |                  | 7     | 1400 | 153-416 |        | .368 | 52-153  | .340 | 105-150 | .700  | 76       | 177 | 253 | 36.1 | 142 | 4  | 80  | 113 | 17  | 43  | 463 | 66.1 |  |
| Opponents..... |                  | 7     | 1400 | 205-456 |        | .450 | 49-150  | .327 | 116-154 | .753  | 94       | 214 | 308 | 44.0 | 133 | -  | 103 | 95  | 34  | 66  | 575 | 82.1 |  |

| TEAM STATISTICS        | LBSU    | OPP     | Date                | Opponent               | Score   | Att. |
|------------------------|---------|---------|---------------------|------------------------|---------|------|
| SCORING                | 463     | 575     | 11/09/18            | at UCLA                | L 80-91 | 7920 |
| Points per game        | 66.1    | 82.1    | 11/12/18            | at Arizona State       | L 58-90 | 8818 |
| Scoring margin         | -16.0   | -       | 1 11/16/18          | at Mississippi State   | L 51-79 | 8106 |
| FIELD GOALS-ATT        | 153-416 | 205-456 | 11/28/18            | at Southern California | L 65-75 | 2031 |
| Field goal pct         | .368    | .450    | 12/1/18             | at San Diego           | L 70-74 | 1419 |
| 3 POINT FG-ATT         | 52-153  | 49-150  | 12/08/18            | at Fresno State        | L 71-92 | 5945 |
| 3-point FG pct         | .340    | .327    | 12/10/18            | at Pacific             | L 68-74 | 1247 |
| 3-pt FG made per game  | 7.4     | 7.0     |                     |                        |         |      |
| FREE THROWS-ATT        | 105-150 | 116-154 | * = Conference game |                        |         |      |
| Free throw pct         | .700    | .753    |                     |                        |         |      |
| F-Throws made per game | 15.0    | 16.6    |                     |                        |         |      |
| REBOUNDS               | 253     | 308     |                     |                        |         |      |
| Rebounds per game      | 36.1    | 44.0    |                     |                        |         |      |
| Rebounding margin      | -7.9    | -       |                     |                        |         |      |
| ASSISTS                | 80      | 103     |                     |                        |         |      |
| Assists per game       | 11.4    | 14.7    |                     |                        |         |      |
| TURNOVERS              | 113     | 95      |                     |                        |         |      |
| Turnovers per game     | 16.1    | 13.6    |                     |                        |         |      |
| Turnover margin        | -2.6    | -       |                     |                        |         |      |
| Assist/turnover ratio  | 0.7     | 1.1     |                     |                        |         |      |
| STEALS                 | 43      | 66      |                     |                        |         |      |
| Steals per game        | 6.1     | 9.4     |                     |                        |         |      |
| BLOCKS                 | 17      | 34      |                     |                        |         |      |
| Blocks per game        | 2.4     | 4.9     |                     |                        |         |      |
| ATTENDANCE             | 0       | 35486   |                     |                        |         |      |
| Home games-Avg/Game    | 0-0     | 7-5069  |                     |                        |         |      |
| Neutral site-Avg/Game  | -       | 0-0     |                     |                        |         |      |

| Score by Periods | 1st | 2nd | Totals |
|------------------|-----|-----|--------|
| Long Beach State | 212 | 251 | 463    |
| Opponents        | 256 | 319 | 575    |

# 2018-19 Neutral Statistics

| <b>RECORD:</b> | <b>OVERALL</b> | <b>HOME</b> | <b>AWAY</b> | <b>NEUTRAL</b> |
|----------------|----------------|-------------|-------------|----------------|
| ALL GAMES      | 1-1            | 0-0         | 0-0         | 1-1            |
| CONFERENCE     | 0-0            | 0-0         | 0-0         | 0-0            |
| NON-CONFERENCE | 1-1            | 0-0         | 0-0         | 1-1            |

| ##             | Player           | gp-gs | min | avg  | Total  |       | 3-Point |      | F-Throw |       | Rebounds |     |     |      | pf | dq | a  | to | blk | stl | pts | avg  |
|----------------|------------------|-------|-----|------|--------|-------|---------|------|---------|-------|----------|-----|-----|------|----|----|----|----|-----|-----|-----|------|
|                |                  |       |     |      | fg-fga | fg%   | 3fg-fga | 3fg% | ft-fta  | ft%   | off      | def | tot | avg  |    |    |    |    |     |     |     |      |
| 15             | Booker, Deishuan | 2-2   | 71  | 35.5 | 13-25  | .520  | 4-10    | .400 | 13-13   | 1.000 | 1        | 4   | 5   | 2.5  | 4  | 0  | 11 | 7  | 1   | 2   | 43  | 21.5 |
| 24             | Yussuf, Temidayo | 2-1   | 52  | 26.0 | 12-21  | .571  | 0-0     | .000 | 5-9     | .556  | 3        | 5   | 8   | 4.0  | 6  | 0  | 3  | 9  | 1   | 0   | 29  | 14.5 |
| 01             | Freeman, Ron     | 2-2   | 49  | 24.5 | 9-18   | .500  | 4-7     | .571 | 0-0     | .000  | 2        | 5   | 7   | 3.5  | 4  | 0  | 0  | 4  | 0   | 0   | 22  | 11.0 |
| 04             | Byers, KJ        | 2-2   | 53  | 26.5 | 6-10   | .600  | 3-5     | .600 | 4-5     | .800  | 2        | 14  | 16  | 8.0  | 7  | 0  | 1  | 5  | 1   | 4   | 19  | 9.5  |
| 10             | Alberts, Bryan   | 2-1   | 52  | 26.0 | 5-13   | .385  | 3-7     | .429 | 0-0     | .000  | 0        | 0   | 0   | 0.0  | 5  | 1  | 1  | 2  | 0   | 1   | 13  | 6.5  |
| 11             | Griffin, Jordan  | 2-0   | 20  | 10.0 | 4-8    | .500  | 3-6     | .500 | 0-0     | .000  | 0        | 1   | 1   | 0.5  | 0  | 0  | 1  | 0  | 0   | 2   | 11  | 5.5  |
| 23             | Maxhuni, Edon    | 2-1   | 23  | 11.5 | 4-9    | .444  | 2-4     | .500 | 0-0     | .000  | 0        | 0   | 0   | 0.0  | 2  | 0  | 1  | 3  | 0   | 0   | 10  | 5.0  |
| 02             | Roberts, Jordan  | 2-0   | 26  | 13.0 | 1-5    | .200  | 0-0     | .000 | 1-2     | .500  | 0        | 3   | 3   | 1.5  | 5  | 0  | 1  | 2  | 0   | 1   | 3   | 1.5  |
| 12             | Jackson, Breyon  | 2-0   | 16  | 8.0  | 0-1    | .000  | 0-0     | .000 | 3-4     | .750  | 3        | 4   | 7   | 3.5  | 1  | 0  | 0  | 1  | 0   | 1   | 3   | 1.5  |
| 13             | Mims, Demetrius  | 2-0   | 5   | 2.5  | 1-3    | .333  | 0-0     | .000 | 0-0     | .000  | 1        | 1   | 2   | 1.0  | 6  | 1  | 0  | 1  | 1   | 0   | 2   | 1.0  |
| 05             | Riggins, Mason   | 2-1   | 21  | 10.5 | 1-1    | 1.000 | 0-0     | .000 | 0-0     | .000  | 0        | 1   | 1   | 0.5  | 3  | 0  | 0  | 1  | 0   | 1   | 2   | 1.0  |
| 20             | Richard, Breamon | 2-0   | 7   | 3.5  | 0-0    | .000  | 0-0     | .000 | 1-2     | .500  | 0        | 0   | 0   | 0.0  | 2  | 0  | 0  | 1  | 0   | 0   | 1   | 0.5  |
| 03             | Cobb, Drew       | 2-0   | 5   | 2.5  | 0-1    | .000  | 0-0     | .000 | 0-0     | .000  | 1        | 1   | 2   | 1.0  | 1  | 0  | 1  | 0  | 0   | 0   | 0   | 0.0  |
| <b>Team</b>    |                  |       |     |      |        |       |         |      |         |       | 4        | 1   | 5   |      |    |    | 1  |    |     |     |     |      |
| Total.....     |                  | 2     | 400 |      | 56-115 | .487  | 19-39   | .487 | 27-35   | .771  | 17       | 40  | 57  | 28.5 | 46 | 2  | 20 | 37 | 4   | 12  | 158 | 79.0 |
| Opponents..... |                  | 2     | 400 |      | 55-110 | .500  | 21-52   | .404 | 41-52   | .788  | 22       | 46  | 68  | 34.0 | 39 | -  | 27 | 38 | 3   | 21  | 172 | 86.0 |

| <b>TEAM STATISTICS</b> | <b>LBSU</b> | <b>OPP</b> | <b>Date</b> | <b>Opponent</b>   | <b>Score</b> | <b>Att.</b> |
|------------------------|-------------|------------|-------------|-------------------|--------------|-------------|
| SCORING                | 158         | 172        | 11/19/18    | vs Iona           | W 86-85      | 0           |
| Points per game        | 79.0        | 86.0       | 11/21/18    | vs Utah Valley    | L 72-87      | 0           |
| Scoring margin         | -7.0        | -          |             |                   |              |             |
| FIELD GOALS-ATT        | 56-115      | 55-110     |             | * - Big West game |              |             |
| Field goal pct         | .487        | .500       |             |                   |              |             |
| 3 POINT FG-ATT         | 19-39       | 21-52      |             |                   |              |             |
| 3-point FG pct         | .487        | .404       |             |                   |              |             |
| 3-pt FG made per game  | 9.5         | 10.5       |             |                   |              |             |
| FREE THROWS-ATT        | 27-35       | 41-52      |             |                   |              |             |
| Free throw pct         | .771        | .788       |             |                   |              |             |
| F-Throws made per game | 13.5        | 20.5       |             |                   |              |             |
| REBOUNDS               | 57          | 68         |             |                   |              |             |
| Rebounds per game      | 28.5        | 34.0       |             |                   |              |             |
| Rebounding margin      | -5.5        | -          |             |                   |              |             |
| ASSISTS                | 20          | 27         |             |                   |              |             |
| Assists per game       | 10.0        | 13.5       |             |                   |              |             |
| TURNOVERS              | 37          | 38         |             |                   |              |             |
| Turnovers per game     | 18.5        | 19.0       |             |                   |              |             |
| Turnover margin        | +0.5        | -          |             |                   |              |             |
| Assist/turnover ratio  | 0.5         | 0.7        |             |                   |              |             |
| STEALS                 | 12          | 21         |             |                   |              |             |
| Steals per game        | 6.0         | 10.5       |             |                   |              |             |
| BLOCKS                 | 4           | 3          |             |                   |              |             |
| Blocks per game        | 2.0         | 1.5        |             |                   |              |             |
| ATTENDANCE             | 0           | 0          |             |                   |              |             |
| Home games-Avg/Game    | 0-0         | 0-0        |             |                   |              |             |
| Neutral site-Avg/Game  | -           | 2-0        |             |                   |              |             |

| <b>Score by Periods</b> | <b>1st</b> | <b>2nd</b> | <b>Totals</b> |
|-------------------------|------------|------------|---------------|
| Long Beach State        | 75         | 83         | 158           |
| Opponents               | 81         | 91         | 172           |

# 2018-19 Overall Statistics

| <b>RECORD:</b> | <b>OVERALL</b> | <b>HOME</b> | <b>AWAY</b> | <b>NEUTRAL</b> |
|----------------|----------------|-------------|-------------|----------------|
| ALL GAMES      | 5-9            | 4-1         | 0-7         | 1-1            |
| CONFERENCE     | 0-0            | 0-0         | 0-0         | 0-0            |
| NON-CONFERENCE | 5-9            | 4-1         | 0-7         | 1-1            |

| #              | Player           | gp-gs | min  | avg  | Total   |      | 3-Point |      | F-Throw |      | Rebounds |     |     |      | pf  | dq | a   | to  | blk | stl | pts  | avg  |
|----------------|------------------|-------|------|------|---------|------|---------|------|---------|------|----------|-----|-----|------|-----|----|-----|-----|-----|-----|------|------|
|                |                  |       |      |      | fg-fga  | fg%  | 3fg-fga | 3fg% | ft-fa   | ft%  | off      | def | tot | avg  |     |    |     |     |     |     |      |      |
| 15             | Booker, Deishuan | 13-9  | 375  | 28.8 | 44-115  | .383 | 14-37   | .378 | 80-88   | .909 | 3        | 35  | 38  | 2.9  | 27  | 0  | 51  | 57  | 4   | 19  | 182  | 14.0 |
| 24             | Yussuf, Temidayo | 14-12 | 325  | 23.2 | 67-138  | .486 | 0-0     | .000 | 46-70   | .657 | 37       | 63  | 100 | 7.1  | 45  | 1  | 18  | 39  | 5   | 8   | 180  | 12.9 |
| 10             | Alberts, Bryan   | 14-12 | 377  | 26.9 | 44-122  | .361 | 26-71   | .366 | 8-9     | .889 | 8        | 19  | 27  | 1.9  | 22  | 1  | 10  | 16  | 2   | 12  | 122  | 8.7  |
| 23             | Maxhuni, Edon    | 14-7  | 240  | 17.1 | 31-87   | .356 | 17-48   | .354 | 15-17   | .882 | 2        | 15  | 17  | 1.2  | 19  | 0  | 16  | 17  | 0   | 3   | 94   | 6.7  |
| 01             | Freeman, Ron     | 12-8  | 235  | 19.6 | 27-89   | .303 | 8-42    | .190 | 18-26   | .692 | 9        | 39  | 48  | 4.0  | 27  | 1  | 8   | 14  | 2   | 10  | 80   | 6.7  |
| 04             | Byers, KJ        | 14-8  | 264  | 18.9 | 33-71   | .465 | 6-17    | .353 | 19-23   | .826 | 23       | 56  | 79  | 5.6  | 29  | 1  | 9   | 29  | 12  | 12  | 91   | 6.5  |
| 02             | Roberts, Jordan  | 14-5  | 259  | 18.5 | 31-76   | .408 | 0-1     | .000 | 11-26   | .423 | 20       | 31  | 51  | 3.6  | 25  | 0  | 12  | 19  | 2   | 8   | 73   | 5.2  |
| 11             | Griffin, Jordan  | 14-0  | 148  | 10.6 | 25-67   | .373 | 19-54   | .352 | 3-4     | .750 | 4        | 9   | 13  | 0.9  | 2   | 0  | 7   | 8   | 2   | 3   | 72   | 5.1  |
| 05             | Riggins, Mason   | 14-8  | 313  | 22.4 | 24-41   | .585 | 0-0     | .000 | 7-31    | .226 | 23       | 40  | 63  | 4.5  | 29  | 1  | 14  | 9   | 12  | 12  | 55   | 3.9  |
| 12             | Jackson, Breyon  | 8-0   | 63   | 7.9  | 2-9     | .222 | 0-0     | .000 | 8-12    | .667 | 6        | 8   | 14  | 1.8  | 11  | 0  | 1   | 6   | 1   | 1   | 12   | 1.5  |
| 13             | Mims, Demetrius  | 12-1  | 57   | 4.8  | 4-17    | .235 | 2-5     | .400 | 3-10    | .300 | 5        | 5   | 10  | 0.8  | 23  | 1  | 2   | 4   | 3   | 0   | 13   | 1.1  |
| 20             | Richard, Breamon | 11-0  | 58   | 5.3  | 1-4     | .250 | 0-0     | .000 | 3-6     | .500 | 0        | 5   | 5   | 0.5  | 11  | 0  | 2   | 6   | 0   | 6   | 5    | 0.5  |
| 03             | Cobb, Drew       | 13-0  | 85   | 6.5  | 2-10    | .200 | 0-2     | .000 | 1-4     | .250 | 4        | 13  | 17  | 1.3  | 9   | 1  | 8   | 6   | 0   | 2   | 5    | 0.4  |
| 35             | Apic, Milos      | 1-0   | 1    | 1.0  | 0-0     | .000 | 0-0     | .000 | 0-0     | .000 | 0        | 0   | 0   | 0.0  | 1   | 0  | 0   | 0   | 0   | 0   | 0    | 0.0  |
| Team           |                  |       |      |      |         |      |         |      |         |      |          | 35  | 24  | 59   |     |    |     |     |     | 3   |      |      |
| Total.....     |                  | 14    | 2800 |      | 335-846 | .396 | 92-277  | .332 | 222-326 | .681 | 179      | 362 | 541 | 38.6 | 280 | 7  | 158 | 233 | 45  | 96  | 984  | 70.3 |
| Opponents..... |                  | 14    | 2800 |      | 387-888 | .436 | 95-309  | .307 | 208-287 | .725 | 185      | 391 | 576 | 41.1 | 287 | -  | 181 | 216 | 56  | 131 | 1077 | 76.9 |

| <b>TEAM STATISTICS</b> | <b>LBSU</b> | <b>OPP</b> | <b>Date</b> | <b>Opponent</b>        | <b>Score</b> | <b>Att.</b> |
|------------------------|-------------|------------|-------------|------------------------|--------------|-------------|
| SCORING                | 984         | 1077       | 11/09/18    | at UCLA                | L 80-91      | 7920        |
| Points per game        | 70.3        | 76.9       | 11/10/18    | MENLO COLLEGE          | w 78-57      | 3888        |
| Scoring margin         | -6.6        | -          | 11/12/18    | at Arizona State       | L 58-90      | 8818        |
| FIELD GOALS-ATT        | 335-846     | 387-888    | 1 11/16/18  | at Mississippi State   | L 51-79      | 8106        |
| Field goal pct         | .396        | .436       | 11/19/18    | vs Iona                | w 86-85      | 0           |
| 3 POINT FG-ATT         | 92-277      | 95-309     | 11/21/18    | vs Utah Valley         | L 72-87      | 0           |
| 3-point FG pct         | .332        | .307       | 11/25/18    | OREGON STATE           | L 72-75      | 2082        |
| 3-pt FG made per game  | 6.6         | 6.8        | 11/28/18    | at Southern California | L 65-75      | 2031        |
| FREE THROWS-ATT        | 222-326     | 208-287    | 12/1/18     | at San Diego           | L 70-74      | 1419        |
| Free throw pct         | .681        | .725       | 12/5/18     | SOUTHERN UTAH          | w 82-71      | 1876        |
| F-Throws made per game | 15.9        | 14.9       | 12/08/18    | at Fresno State        | L 71-92      | 5945        |
| REBOUNDS               | 541         | 576        | 12/10/18    | at Pacific             | L 68-74      | 1247        |
| Rebounds per game      | 38.6        | 41.1       | 12/20/18    | PEPPERDINE             | w 67-66      | 1679        |
| Rebounding margin      | -2.5        | -          | 12/22/18    | COLORADO STATE         | w 64-61      | 1727        |
| ASSISTS                | 158         | 181        |             |                        |              |             |
| Assists per game       | 11.3        | 12.9       |             |                        |              |             |
| TURNOVERS              | 233         | 216        |             |                        |              |             |
| Turnovers per game     | 16.6        | 15.4       |             |                        |              |             |
| Turnover margin        | -1.2        | -          |             |                        |              |             |
| Assist/turnover ratio  | 0.7         | 0.8        |             |                        |              |             |
| STEALS                 | 96          | 131        |             |                        |              |             |
| Steals per game        | 6.9         | 9.4        |             |                        |              |             |
| BLOCKS                 | 45          | 56         |             |                        |              |             |
| Blocks per game        | 3.2         | 4.0        |             |                        |              |             |
| ATTENDANCE             | 11252       | 35486      |             |                        |              |             |
| Home games-Avg/Game    | 5-2250      | 7-5069     |             |                        |              |             |
| Neutral site-Avg/Game  | -           | 2-0        |             |                        |              |             |

\* = Conference game

| <b>Score by Periods</b> | <b>1st</b> | <b>2nd</b> | <b>Totals</b> |
|-------------------------|------------|------------|---------------|
| Long Beach State        | 448        | 536        | 984           |
| Opponents               | 486        | 591        | 1077          |