



84 Winning Seasons • 32 NCAA Regionals • 18 Conference Titles • 16 NCAA College World Series appearances • 1987 NCAA Champions • 1988 NCAA Champions

STANFORD

Athletic Communications

Nick Sako
nrsako@stanford.edu
650-224-0979

2019 SCHEDULE

February

Fri. 15	Ball State [^]	W, 2-1
Sat. 16	Wichita State [^]	W, 5-4
Sun. 17	Pepperdine [^]	W, 6-1
Mon. 18	at Grand Canyon	W, 14-4
Fri. 22	UNLV	L, 1-2
Sat. 23	UNLV	W, 3-2
Sun. 24	UNLV	W, 6-5
Tue. 26	San Francisco	W, 8-3

March

Fri. 1	at No. 24 Cal State Fullerton	W, 4-3
Sat. 2	at No. 24 Cal State Fullerton	W, 8-1
Sat. 3	at No. 24 Cal State Fullerton	L, 5-6
Thu. 7	No. 12 Texas	L, 0-4
Fri. 8	No. 12 Texas	W, 8-1
Sat. 9	No. 12 Texas	W, 4-2
Sun. 10	No. 12 Texas	W, 9-0
Fri. 22	Utah*	W, 7-4
Sat. 23	Utah*	W, 7-6
Sun. 24	Utah*	W, 7-3
Fri. 29	at Washington State*	W, 7-1
Sat. 30	at Washington State*	W, 8-5
Sun. 31	at Washington State*	W, 14-2

April

Tue. 2	Fresno State	W, 2-0
Fri. 5	No. 1 UCLA	W, 3-2
Sat. 6	No. 1 UCLA	L, 5-11
Sun. 7	No. 1 UCLA	L, 7-10
Tue. 9	at San Francisco	W, 11-1
Fri. 12	Washington*	W, 8-2
Sat. 13	Washington*	W, 3-2
Sun. 14	Washington*	W, 6-1
Tue. 16	UC Davis	L, 6-8
Thu. 18	at Oregon*	W, 5-4
Fri. 19	at Oregon*	W, 20-5
Sat. 20	at Oregon*	W, 10-0
Mon. 22	Gonzaga	W, 11-10
Tue. 23	San Jose State	W, 15-7
Fri. 26	Arizona*	L, 3-6
Sat. 27	Arizona*	W, 13-3
Sun. 28	Arizona*	W, 13-5
Tue. 30	at Santa Clara	W, 7-1

May

Fri. 3	at USC*	W, 8-3
Sat. 4	at USC*	W, 7-4
Sun. 5	at USC*	L, 2-4
Tue. 7	Santa Clara	W, 5-1
Fri. 10	at California*	W, 10-7
Sat. 11	at California*	L, 2-18
Sun. 12	at California*	W, 5-2
Tue. 14	Cal Poly	W, 7-1
Fri. 17	Oregon State*	W, 8-5
Sat. 18	Oregon State*	CANCELLED
Sun. 19	Oregon State*	L, 2-5
Tue. 21	Pacific	CANCELLED
Thu. 23	at Arizona State*	L, 5-6
Fri. 24	at Arizona State*	W, 6-4
Sat. 25	at Arizona State*	W, 3-2
Fri. 31	vs. Sacramento State	1 p.m.

June

Sat. 1	TBD	TBD
Sun. 2	TBD	TBD
Mon. 3	TBD	TBD

*=Pac-12 game; All times PST
^=Angels College Classic (Tempe, Ariz.)

NCAA Regional | May 31 - June 3 | Sunken Diamond

No. 4 Stanford (41-11-0, 22-7-0 Pac-12)

No. 14 UC Santa Barbara (45-9-0, 19-5-0 Big West)

Fresno State (38-14-1, 20-8-1 Mountain West)

Sacramento State (39-23-0, 18-9-0 WAC)

TV | ESPN3

Live Statistics | GoStanford.com

Twitter » @StanfordBSB | Instagram » @StanfordBSB

Facebook • Facebook.com/StanfordBaseball

CARDINAL NOTES

STANFORD, Calif. – No. 4 Stanford welcomes UC Santa Barbara, Fresno State and Sacramento State to Sunken Diamond for an NCAA Regional, beginning Friday at 1 p.m.

It is the third straight season Stanford has played host to a regional and the 18th time in program history. The Cardinal (41-11, 22-7-0 Pac-12) opens the regional when it takes on Sacramento State in the opening matchup at 1 p.m. on Friday, followed by a duel between UC Santa Barbara and Fresno State at 7 p.m.

The double-elimination format continues through Saturday and Sunday with Monday's game only to be played if necessary. Stanford Regional central, which includes all game times, broadcast information and team information, can be found at GoStanford.com.

Series History, UC Santa Barbara

- The Cardinal owns a 30-20-0 all-time record against the Gauchos (45-9-0, 19-5-0 Big West), most recently picking up at 2-1 series win on March 5-7, 2010.
- The Gauchos' pitching staff carries a 3.21 earned-run average, which ranks sixth in the country. The staff is led by starting pitchers Jack Dashwood (9-2, 2.17 ERA in 87.0 innings) and Rodney Boone (8-0, 2.78 ERA in 81.0 innings), and is anchored by reliever Michael McGreevy, who carries a 2.01 ERA in 58.1 innings pitched across 28 appearances.
- Offensively, UC Santa Barbara is batting .299 with a .501 team slugging percentage. Four players have at least 45 RBI – Andrew Martinez (47), Thomas Rowan (46), Armani Smith (46) and Eric Yang (45).

Series History, Fresno State

- Stanford enters the week with an 84-45-1 all-time record against the Bulldogs (38-14-1, 20-8-1 Mountain West), most recently earning a 2-0 victory over Fresno State on April 2. Five pitchers combined for a five-hit shutout with Stanford's two-run sixth inning the only scoring on the day.
- Four Bulldogs who appeared in at least 50 games enter the weekend batting at least .300 – Nolan Dempsey (.343), JT Arruda (.347), Tatum McCarthy (.353) and Zach Ashford (.386). McCarthy leads the team in home runs (12), hits (77) and RBI (71) while Ashford paces the club in runs (76) and on-base percentage.
- Fresno State's pitching staff carries a 3.72 earned-run average, which ranks 31st in the nation, and is led by starting pitcher Ryan Jensen (2.92 ERA in 92.1 innings pitched) and Jaime Arias, who owns 12 saves and a 2.74 ERA in 42.2 innings across 27 appearances.

Series History, Sacramento State

- Stanford owns a 30-14-0 all-time record against the Hornets (39-23-0, 18-9-0 WAC), most recently earning a 10-0 win over Sacramento State in the 2017 Stanford Regional at Sunken Diamond – Kris Bubic struck out 11 in 8.0 innings, allowing five hits while the Cardinal hits four home runs, including two by Quinn Brodey.
- The Hornets' 3.71 earned-run average ranks 30th in the nation – the pitching staff is led by starting pitcher Randall Scott (8-1, 2.50 ERA in 90.0 innings).

On the Web
GoStanford.com

On Facebook
StanfordBaseball

On Twitter
@StanfordBSB;
#GoStanford

On Instagram
StanfordBSB

2019 HONORS/AWARDS

Maverick Handley (#10)

- CoSIDA Academic All District 8 (May 10)
- Buster Posey Award watch list (April 3)

Will Matthiessen (#19)

- Pac-12 Player of the Week (April 29)

Brendan Beck (#20)

- NCBWA Preseason All-America third team
- Collegiate Baseball Newspaper Preseason All-America third team
- Pac-12 Pitcher of the Week (April 8)

Andrew Daschbach (#25)

- Pac-12 Player of the Week (May 20)
- USA Golden Spikes Performance of the Week (May 21)
- NCBWA National Player of the Week (May 21)

Erik Miller (#26)

- Baseball America Preseason All-America (second team)
- Pac-12 Pitcher of the Week (March 12)

Brandon Wulff (#29)

- Pac-12 Player of the Week (April 22)

Jack Little (#33)

- CoSIDA Academic All-District 8 (May 10)
- Golden Spikes Award Watch List
- D1 Baseball Preseason All-America first team
- Baseball America Preseason All-America second team
- NCBWA Preseason All-America first team
- Perfect Game Preseason All-America first team
- Collegiate Baseball Newspaper Preseason All-America first team
- NCBWA Stopper of the Year midseason watch list

Kyle Stowers (#37)

- Golden Spikes Award Watch List
- Baseball America Preseason All-America first team

2018 DRAFT

Stanford had 5 players drafted in 2018 with four signing professional contracts and going on to play minor league baseball. Duke Kinamon was the lone Cardinal to return to The Farm.

Nico Hoerner	INF	24th (1)
Kris Bubic	LHP	40 (1-S)
Tristan Beck	RHP	112 (4)
Beau Branton	INF	838 (28)
Duke Kinamon	INF	1010 (34)

IN THE RANKINGS

Poll	Pre	1	2	3	4	5	6	7	8	9	10	11	12	13	14	15	16	17
D1Baseball.com	12	12	11	6	4	3	3	2	5	4	3	2	2	3	4	4		
Baseball America	7	7	7	4	3	3	3	2	2	2	2	2	3	3	3	3		
Collegiate Baseball News	5	5	8	11	8	8	6	4	3	2	2	3	4	3	3	3		
NCBWA	8	8	10	5	5	3	2	2	4	2	2	2	3	3	3	3		
Perfect Game	7	7	7	5	4	3	3	2	6	4	3	3	3	3	3	3		

CARDINAL NOTES

- Offensively, Matt Smith leads the team in runs (42), batting average (.318) and slugging percentage (.479) while Dawsen Bacho leads the club in home runs (8), RBI (53) and total bases (105).

Stanford Postseason History

- Stanford is making its 32nd appearance in the NCAA Regional round, hosting for the 18th time.
- The Cardinal has won two national championships (1987, 1988) with 16 College World Series appearances (last in 2008) and 10 Super Regional appearances (last in 2014).
- Stanford owns a 143-76-0 (.653) all-time record in 34 postseasons, including a 65-18 (.783) clip in games played at Sunken Diamond.
- Stanford is one of four programs to have hosted an NCAA Regional in each of the last three seasons, joining Oregon State, Arkansas and Texas Tech.

Daschbach Makes History

- Andrew Daschbach became the first player in program history to hit four home runs in a game, going 4-for-4 with five RBI in a 7-1 win over Cal Poly (May 14).
- For his performance, Daschbach garnered Pac-12 Player of the Week, NCBWA National Player of the Week and U.S.A Golden Spikes Performance of the Week honors – it was Stanford's third Pac-12 Player of the Week honor in the last five weeks.
- Daschbach is the first player in the NCAA to hit four home runs in a game this season and the eighth to do so since 2013. He is the second-ever Pac-12 player to hit four homers in a game, joining UCLA's Bill Scott (vs. Washington on March 30, 1999).
- Daschbach's 16 total bases are the most of any player in the NCAA this season and the most in the Pac-12 by five – Daschbach (at Oregon, April 19) and Duke Kinamon (at Cal, May 10) previously shared the season high with 11.
- It was the first time a Stanford player had hit three home runs in a game since June 15, 2000 – Edmund Muth hit three in a College World Series matchup against Louisiana-Lafayette.
- Daschbach's four homers tie for the third-most in a single game in NCAA history – Marshall McDougall hit six for Florida State on May 9, 1999 and Henry Rochelle hit five for Campbell on March 30, 1985.
- It is the second straight season Daschbach has hit 15 or more home runs – in 2018, Daschbach hit the most home runs (17) in a season since Sean Ratliff hit 22 in 2008.
- In the last 21 games since April 19, Daschbach is hitting .351/.427/.922 while leading the team in home runs (12), RBI (27), runs (26) and total bases (71).
- Daschbach ranks sixth in the Pac-12 in slugging (.642) and fifth in home runs (16).

Two-Way Talisman

- Junior Will Matthiessen has been a standout on both sides of the ball, starting six of Stanford's last seven Pac-12 series while leading the team in on-base percentage (.398), hits (60), RBI (47), multi-hit games (18) and multi-RBI games (13) while carrying a 3.91 earned run average across 14 total appearances and seven starts on the mound.



- In 48.1 total innings, Matthiessen has struck out 52 batters compared to 19 walks while limiting opposing batters to a .223 average.
- In his 14 pitching appearances, Matthiessen leads the team in batting average (.438), hits (21), RBI (17), total bases (38), slugging percentage (.792) and on-base percentage (.500) while co-leading the team with four home runs.
- In his seven starts, Matthiessen is 5-1 with a 3.62 ERA and a .212 opposing batting average with 35 strikeouts to 11 walks in 32.1 innings. In those starts at the plate, Matthiessen leads the team in batting average (.520), hits (13), RBI (9), total bases (23), slugging percentage (.920) and on-base percentage (.571) while co-leading the team with four doubles and two home runs.

From All Angles

- Stanford's offense ranks fourth in the Pac-12 in slugging percentage (.480) and runs (351). In Pac-12 play, the Cardinal ranked third in batting average (.290), slugging (.499), runs (204), total bases (503) and RBI (185).
- Eight Cardinal have scored at least 28 runs – Nick Bellafronto (28), Tim Tawa (30), Duke Kinamon (34), Kyle Stowers (35), Maverick Handley (39), Will Matthiessen (40), Brandon Wulff (47) and Andrew Daschbach (50).
- Five players who have at least two plate appearances per game are slugging at least .500 – Stowers (.508), Kinamon (.509), Matthiessen (.534), Wulff (.582) and Daschbach (.642).
- Seven have at least 26 RBI – Bellafronto (26), Kinamon (28), Stowers (33), Tawa (35), Wulff (38), Daschbach (44) and Matthiessen (47).
- In Pac-12 play, seven Cardinal finished with a batting average of .282 or higher – Daschbach (.345), Stowers (.336), Matthiessen (.310), Kinamon (.303), Handley (.291), Tawa (.283) and Wulff (.282).
- In Pac-12 play, eight Cardinal scored at least 17 runs – Daschbach (31), Wulff (31), Kinamon (23), Matthiessen (22), Handley (22), Stowers (19), Tawa (18) and Bellafronto (17).

Long Ball Leads the Way

- Stanford led Pac-12 play with 48 home runs and finished the regular season with 75 in all games, which ranks third in the conference and 14th, nationally.
- The Cardinal has hit at least one home run in 22-of-24 games with 59 home runs in its last 28 games.
- Since a 20-5 win at Oregon (April 29), Stanford has homered 45 times in 21 games with 162 runs (7.71 per game) while slashing .308/.381/.566 as a team.
- Forty one of Stanford's 75 home runs on the season came in the month of April – during the month, Stanford slashed .297/.385/.565, scoring 8.22 runs per game with a 14-4 record.
- Six Cardinal have hit at least six home runs – Brandon Wulff (17), Andrew Daschbach (16), Will Matthiessen (10), Tim Tawa (8), Kyle Stowers (7) and Duke Kinamon (6).

Quick Hitters

- Stanford enters the postseason 31-2 when leading after five innings, 32-2 when leading after six, 34-1 when leading after seven and 37-1 when leading after eight.
- The Cardinal is 11-3 in one-run games and 24-2 when scoring first.
- Stanford finishes 2019 9-1 in midweek games – in two seasons under the Clarke and Elizabeth Nelson Director of Baseball David Esquer, the Cardinal is 18-1 in midweek contests.
- Stanford co-leads the Pac-12 in stolen bases with 58 – Kyle Stowers leads the team with 12, which ranks seventh in the Pac-12, while Maverick Handley and Duke Kinamon tie for eighth with 11 apiece.
- Since moving to the lead-off spot on April 9, Stowers is slashing .345/.413/.593 with 22 runs, 10 doubles, six home runs, 21 RBI and 67 total bases. Prior to the season, Stowers switched his number to 37 to honor high school teammate and friend Jason

Lyon, who died of brain cancer.

- Catcher Handley rides a 10-game reached-base streak into the postseason after starting the season on a 23-game such streak – Handley (bioengineering) aspires to be an orthopedic surgeon following his playing career.
- All six of Kinamon's home runs have come since April 18 (22 games) – he rides a team-high seven-game hit streak into the postseason.
- All four home runs in Nick Bellafronto's career have come since April 22 (19 games).
- Brandon Wulff ties for 22nd in the nation with 17 home runs, which ties for third in the Pac-12 – eight of those home runs came in a nine-game stretch from April 18-30. Wulff's total ties Andrew Daschbach's 2018 total for most by a Stanford player since Sean Ratliff hit 22 in 2008.
- Daschbach (first base) and Will Matthiessen (designated hitter) are the only Cardinal to have started all 52 games at the same position – Wulff and Handley are the only other Cardinal to appear in all 52 games.
- In Stanford's three-game sweep of Oregon (April 18-20), the Cardinal batted .351 with a .684 slugging percentage, a .440 on-base average, 10 home runs and 78 total bases.
- Stanford is 15-1 in the month of February, 21-5 in March, 27-7 in April and 20-8 in May under the Clarke and Elizabeth Nelson Director of Baseball David Esquer, who owns an 87-23 overall record (.791) on The Farm in two seasons.

Pitching and Defense

- Stanford's earned-run average of 3.47 ranks third in the Pac-12 and 11th in the NCAA. The Cardinal has surrendered the fewest walks (159) in the Pac-12.
- The Cardinal finished the regular season playing error-free defense in five straight games and in six-of-seven contests. Stanford has played error-free defense in 23 games this season. Stanford's .979 fielding percentage ranks second in the Pac-12 and 17th in the NCAA.
- Catcher Maverick Handley, who has just three passed balls this season, leads the Pac-12 in pickoffs (7), has thrown out 10-of-26 stolen base attempts against him and has helped Stanford allow the fewest sacrifice bunts (17) in the conference. Since his freshman season in 2017, Stanford is 97-23-0 (.808) when Handley starts behind the plate.
- Closer Jack Little tied the program record with his 26th career save in Stanford's regular-season finale – Little, who tied the single-season record with 16 saves in 2018, ranks second in the Pac-12 with 10 saves across 22 appearances.
- Starting pitcher Erik Miller leads the team in strikeouts (85) and leads the weekend rotation in ERA (2.91) – Miller is widely considered one of the top pitching prospects for the 2019 MLB Draft.
- Friday-night starter Brendan Beck leads the team in innings pitched (78.1) with just 19 walks on the season.
- Midweek starter Alex Williams finished the regular season 7-1 with a 2.48 ERA in 54.1 innings across 13 appearances, including nine starts.
- Since moving to the bullpen after his start against UCLA on April 6, left hander Jacob Palisch carries a 2.11 ERA in 21.1 innings pitched across 15 appearances.
- Since April 22, righty Zach Grech owns a 1.31 ERA and .183 batting average across 20.2 innings pitched with 15 strikeouts compared to three walks across 13 appearances. In his team-high 27 appearances, Grech is 2-0 with a 3.32 ERA in 40.2 total innings.
- Lefty Austin Weiermiller leads the entire staff in ERA (1.71), carrying a .212 opposing batting average in 31.2 innings across 23 appearances.

2019 Season Recap

- Stanford wrapped up the regular season with a 2-1 series win at Arizona State (May 23-25). Trailing, 2-0, in Game 3 with two



outs in the ninth inning, Tim Tawa hit a go-ahead, three-run home run before Jack Little tallied his 26th career save, tying the program record previously held alone by Steve Chitren.

- Stanford registered a 1-1 split in a rain-shortened series against Oregon State (May 17-19). The Cardinal took Game 1 with an 8-5 win but dropped Sunday's finale, 5-2. Saturday's Game 2 as well as Stanford's midweek contest against Pacific (May 21) were cancelled due to rain.
- Andrew Daschbach made history as the first player in program history to hit four home runs in a game, lifting Stanford to a 7-1 win over Cal Poly (May 14). Starting pitcher Alex Williams was brilliant, allowing one run on four hits in a career-high 7.2 innings pitched.
- Stanford took the rubber match on Sunday in a 2-1 series win at California (May 10-12). The Golden Bears stunned Stanford with an 18-2 win in Game 2 on Saturday to level the series, but Erik Miller's quality start and Tim Tawa's three-run home run led Stanford to the deciding win on Sunday.
- The Cardinal's record in midweek games improved to 8-1 with a 5-1 win over Santa Clara (May 7). Christian Robinson set career highs in hits (4) and RBI (3) and Stanford's pitching staff combined to allow just six hits in 9.0 innings of one-run ball.
- After jumping out to a 2-0 series lead, Stanford dropped the series finale at USC (May 3-5) to fall into a tie with Oregon State atop the Pac-12 conference standings.
- Stanford improved to 7-1 in midweek games with a 7-1 win over Santa Clara (April 30). Alex Williams struck out a career-high in a career-high 7.0 innings while allowing one run on two hits while Brandon Wulff and Kyle Stowers each hit two-run home runs.
- After dropping Game 1, Stanford surged back with wins on Saturday and Sunday to earn a 2-1 series win over Arizona and maintain its position atop the Pac-12 standings with 13 runs each in Games 2-3.
- Stanford hit another five home runs in a 15-7 win over San Jose State, improving to 15-1 in midweek games under David Esquer (April 23).
- Trailing 10-6 entering the bottom of the eighth against Gonzaga (April 22), the Cardinal stormed back with five unanswered runs, including three in the bottom of the ninth, capped by Nick Bellafronto's walk-off single – Bellafronto and Nick Brueser also hit their first career home runs in the win.
- Stanford got back on track with a three-game sweep at Oregon, outscoring the Ducks 35-9 in the series. Brandon Wulff hit four home runs of Stanford's 10 home runs in the series while Andrew Daschbach added three of his own.
- The Cardinal's win streak in midweek games, which spanned 25 games and dated to April 26, 2016, ended on Tuesday with an 8-6 loss against UC Davis (April 16).
- Stanford maintained its position atop the Pac-12 standings with a three-game sweep of Washington (April 12-14) – the Cardinal pitching staff surrendered just five runs for the weekend.
- The Cardinal rebounded with an 11-1 win at San Francisco (April 9), its 25th consecutive midweek win. Kyle Stowers and Will Mattheissen homered and Alex Williams earned the win with 5.0 innings of one-run ball.
- In the first No. 1 vs. No. 2 matchup on The Farm since 2000, No. 2 Stanford dropped a 2-1 series decision to No. 1 UCLA (April 5-7). Stanford's lone win in the series came on Friday night behind 7.1 shutout innings from Brendan Beck and a walk-off single by Will Mattheissen in the bottom of the ninth inning.
- Stanford made it 10 in a row with a 2-0 triumph of Fresno State on Tuesday (April 2) – it was the Cardinal's 24th straight midweek win, a streak dating to April 26, 2017.
- Stanford improved to 6-0-0 in Pac-12 play with a 3-0 sweep at Washington State (March 29-31) – the Cardinal outscored the Cougars, 29-8, including a season-high 17 hits in Game 3.
- The Cardinal opened Pac-12 play with a 3-0 series sweep over Utah (March 22-24) with wins by the scores of 7-4, 7-6 and 7-3.

- Stanford emphatically wrapped up pre-Pac-12 play with a 3-1 series win over No. 12 Texas at Sunken Diamond (March 7-10). After dropping the series opener, despite a career performance from starting pitcher Brendan Beck, the Cardinal outscored the Longhorns 21-3 over the final three games to clinch the series win.
- After sweeping a doubleheader, 2-0, to clinch the series win at No. 24 Cal State Fullerton (March 1-3), Stanford dropped the series finale, 4-3, on a walk-off single at Goodwin Field in Fullerton, California.
- Stanford's streak of midweek wins stretched to 23 games with an 8-3 win over San Francisco (Feb. 27).
- The Cardinal came from behind to earn a 2-1 series win over UNLV in Stanford's first home action of the season (Feb. 22-24).
- Stanford opened the season with a 4-0 showing at the Angels College Classic in Phoenix, Arizona (Feb. 15-18). The Cardinal earned wins over Ball State (2-1), Wichita State (5-4), Pepperdine (6-1) and Grand Canyon (14-4).

Who's Back from 2018?

- A significant portion of Stanford's offensive production returns for 2019, including 95 percent of the team's home runs, 79 percent of RBI and 74 percent of total bases from 2018.
- Three players who started all 58 games return – Tim Tawa, Andrew Daschbach and Kyle Stowers.
- Daschbach led the team in home runs (17), RBI (63) and total bases (125). Daschbach's 17 big flies were the most in a season since Sean Ratliff hit 22 home runs during the 2008 season.
- Stowers ranked second on the team in home runs (10) and RBI (42) while leading the team in walks (30).
- Tawa, who split time between center field and third base, earned freshman All-America honors from Collegiate Baseball Newspaper and Perfect Game after hitting seven home runs with 41 RBI, 44 runs and a team-high 18 doubles in 2018.
- Led by Little, Stanford returns most of its pitching staff from 2018, which ranked second in the nation with a 2.83 earned-run average.
- Brendan Beck finished his freshman season with an 8-0 record and 2.43 ERA across 66.2 innings pitched.
- Erik Miller, a preseason All-American and Stanford's Sunday starter in 2018, is one of the top prospects for the 2019 MLB Draft – Miller went 4-4 with a 4.07 ERA in 48.2 IP.
- Other key arms returning include Will Mattheissen (2.00 ERA in 13 relief appearances), Zach Grech (2.65 ERA in team-high 28 appearances) and Austin Weiermiller (5-1, 3.29 ERA in 38.1 IP across 23 appearances).

Esquer Era Underway

- 2019 marks the second season under the Clarke and Elizabeth Nelson Director of Baseball David Esquer.
- Esquer, a 1987 graduate of Stanford and starting shortstop on the 1987 College World Series-winning team, returned to The Farm after serving the previous 18 seasons as the head coach at Cal.

**2 CHRISTIAN MOLFETTA** C/INF/OF • R/R • 5-11 • 180 • RS-Jr. • Laguna Beach, Calif. (JSerra) • Science, Technology and Society • @TheCMo_2**2019:** First start of the season against Wichita State, scoring one run • Pinch-hit home run at Cal (May 11)**High School:** Two-time league champion and all-league selection (first team in 2015) • Four-time JSerra Scholar Athlete Award winner**Christian Fun Facts:** Mariah Carey fan • Jersey number was originally 42 -- #4 for Lou Gehrig and #2 for Derek Jeter • Grew up a Stanford fan • Favorite baseball movie is Moneyball • Father played professional football in Europe and International rugby • Grandfather, Gordon Otter, was a diver at Stanford • Uncle, Roger Crist, played football at Stanford**Career Highs:** HITS - 3 (twice, most recently vs. Washington State, 5/19/18); RBI - 2 (vs. Washington State, 5/19/18); RUNS - 3 (vs. Washington State, 5/19/18)**5 AUSTIN KRETZSCHMAR** INF • R/R • 6-0 • 175 • Fr. • La Mesa, Calif. • Undeclared**2019:** Made collegiate debut against Wichita State (Feb. 16) • First career hit and RBI against Pepperdine (Feb. 17) • 2-for-2 with a triple and a run at Cal (May 11)**High School:** Prepped at Helix Charter high school in La Mesa, Calif. • Three-time Grossmont Hills League champion (2016-18) • Played for the San Diego Show (2014-16)**Austin Fun Facts:** Uncle, Dick Kretzshmar, played shortstop at the University of Missouri • Favorite hobby is surfing**Career Highs:** HITS - 1 (vs. Pepperdine, 2/17/19); RBI - 1 (vs. Pepperdine, 2/17/19); RUNS - 1 (vs. Pepperdine, 2/17/19)**6 ZACH SEHGAL** INF • R/R • 6-2 • 190 • So. • La Jolla, Calif. • Undeclared • @ZSehgal**2019:** Made collegiate debut at Cal State Fullerton (March 3)**High School:** Two-time Under Armour All-American • 2017 Perfect Game California All-Region First Team**Zach Fun Facts:** Father, Jeffrey, ran track at Penn • Volunteer at the Miracle League of San Diego**Career Highs:** N/A**7 BRANDON DIETER** INF/RHP • R/R • 6-0 • 175 • Fr. • Covina, Calif. • Undeclared • @brandondieter5**2019:** Collegiate debut against Ball State (Feb. 15) • First career hits and RBI against Grand Canyon (Feb. 16) • Had one RBI and one run at Cal State Fullerton (March 1) • 2-for-3 against Texas (March 7) • First career home run at Oregon (April 19) • First career pitching appearance at Cal (May 11), retiring all four batters he faced with one strikeout**High School:** Prepped at South Hills High School in West Covina, California • Has represented the United States at the U-18 level**Brandon Fun Facts:** Grandfather pitched at Michigan State • Hobbies include reading, lifting, hanging out with friends and watching movies • contemplated profession as professional baseball player or mechanical engineer**Career Highs:** HITS - 2 (twice, most recently vs. Texas, 3/7/19); RBI - 2 (vs. UNLV, 2/24/19)**10 MAVERICK HANDLEY** C • R/R • 5-10 • 195 • Jr. • Lakewood, Colo. (Mullen) • Bioengineering • @maverickhandley**2019:** Reached base four times and scored three times against Wichita State (Feb. 16) • 2-for-4 with two runs scored against San Francisco (Feb. 27) • 3-for-4 with one run, one RBI, one triple and one double at Cal State Fullerton (March 1) • 2-for-4 with three RBI and one run at Cal State Fullerton (March 1) • 2-for-5 with three RBI against Texas (March 8) • 2-for-5 with 2 doubles vs. Texas (March 9) • 2-for-5 with two runs and a double against Utah (March 22) • 2-for-5 with one run against Utah (March 24) • 1-for-4 with one run, one walk and a double at Washington State (March 31) • Started the season with a 23-game reached-base streak, ending on April 6 • 3-for-4 against Washington (April 13) • 2-for-5 with a run against Washington (April 14) • Threw out both stolen bases attempted against him at Oregon (April 18) • 4-for-5 with a home run and three runs at Oregon (April 19) • 1-for-4 with two runs, a stolen base and a triple at Oregon (April 20) • 2-for-4 with a double, an RBI and a run against Gonzaga (April 22) • 3-for-5 with three runs and a double against San Jose State (April 23) • 2-for-3 with a three-run home run against Arizona (April 28) • 3-for-3 with two runs, an RBI, a sac fly and a sac bunt at USC (May 3) • 2-for-4 with a stolen base against Santa Clara (May 7) • 1-for-3 with two walks against Oregon State (May 17) • 1-for-3 with a double, a walk and two runs against Oregon State (May 19)**High School:** First-team all-Colorado (2015, 2016)**Maverick Fun Facts:** Wants to be an orthopedic surgeon • Bucket list includes traveling the world, learning an instrument and graduating from Stanford • Favorite cereal is Rice Chex • Favorite baseball movie is Sandlot**Career Highs:** Hits - 4 (at Oregon, 4/19/19); RBI - 4 (vs. California, 4/27/18); RUNS - 3 (3x, last at Oregon, 4/19/19); WALKS - 4 (vs. USF, 5/9/17)**11 ALEC WILSON** OF • L/L • 6-0 • 185 • Jr. • Cumming, Ga. (West Forsyth) • Management science & engineering • @adubillson**2019:** Two RBI against Grand Canyon (Feb. 18) • 1-for-4 with one run scored against San Francisco (Feb. 27) • 2-for-4 with a career-high 4 RBI at Cal State Fullerton (March 1) • 1-for-2 with a home run against Texas (March 10) • Pinch-hit double against San Jose State (April 23)**High School:** 2015 all-state • GPA finished third out of 562 in graduating class**Alec Fun Facts:** Biggest fear is snakes • Favorite MLB team: Atlanta Braves • Most embarrassing baseball moment was forgetting his jersey twice in one weekend when he was 12 • Always played as the Cardinal on video games as a kid**Career Highs:** HITS - 3 (at Utah, 5/5/18) RBI - 4 (at Cal State Fullerton, 3/1/19) RUNS - 2 (3x, most recently at Utah, 5/5/18)**12 DUKE KINAMON** INF • R/R • 5-11 • 180 • RS-Jr. • Peachtree, Ga. (McIntosh) • Science, technology & society • @DukeKinamon**2019:** First appearance in 630 days against UNLV (Feb. 22) • First hit of the season against UNLV (Feb. 23) • 1-for-4 with two RBI against San Francisco (Feb. 27) • 2-for-2 with two RBI and two stolen bases against Texas (March 8) • 1-for-3 with two stolen bases against Texas (March 10) • 2-for-3 with three runs, one RBI, a double and a stolen base against Utah (March 22) • Two runs and three stolen bases at Washington State (March 29) • 2-for-5 with two RBI, one run and a double at Washington State (March 31) • 2-for-3 against Fresno State (April 2) • 3-for-4 with two runs and an RBI at San Francisco (April 9) • 2-for-4 with a double, an RBI and a run against Washington (April 12) • Home run at Oregon (April 18) • 2-for-4 with an RBI and a run at Oregon (April 19) • 3-for-4 with a home run, three RBI and two runs against San Jose State (April 23) • 1-for-2 with two RBI against Arizona (April 26) • 2-for-4 with a double, two runs and a grand slam against Arizona (April 28) • 3-for-5 with two runs, an RBI and a double at USC (May 3) • 2-for-4 with a run and a double against Santa Clara (May 7) • 4-for-5 with two home runs, three RBI and three runs at Cal (May 10) • 2-for-4 with a home run and two runs at Cal (May 12) • 2-for-3 with a double, an RBI and a run against Oregon State (May 17) • 2-for-5 with an RBI at Arizona State (May 23) • 2-for-3 with a run at Arizona State (May 25)**High School:** 2015 Perfect Game Honorable Mention All-America • 2015 County and Region Player of the Year • Three-time all-region and all-county first team

• Also lettered in football and served as captain • Eighth player in Georgia High School history with seven touchdown passes in a game

Duke Fun Facts: Volunteer at Midwest Food Bank, Field of Hope Baseball Parks, We Care Respite Center and Special Olympics • Favorite show as a kid was Survivor • Favorite ice cream flavor is peppermint • Uncle, Eric Degraw, played baseball at Stanford and was a member of the 1987 and 1988 national title teams

• Father played football at Air Force, brother boxes at Air Force and sister is a gymnast at Brown

Career Highs: HITS - 5 (at Arizona State, 5/6/17); RBI - 5 (at Arizona State, 5/6/17); RUNS - 3 (twice, most recently against Utah, 3/22/19)

MEET THE PLAYERS



13 JUSTIN MOORE INF • R/R • 6-5 • 215 • Fr. • Austin, Texas (Vandegrift) • Undeclared • @Justin_Moore18

High School: Prepped at Vandegrift high school in Austin, Texas

Justin Fun Facts: Three-year letterman in basketball • Two-year letterman in football as well, All-District QB in 2018, Team MVP • Son of Steve and Laurie Moore • Cousin, David Moore, played 15 seasons in the NFL as a tight end with the Dolphins, Bills and Buccaneers



15 GRANT BURTON OF • L/R • 6-2 • 195 • Fr. • San Juan Capistrano, Calif. (Mater Dei) • Undeclared • @grantburtonn

2019: Made collegiate debut against Utah (March 23) • RBI sacrifice fly at Washington State (March 31)

High School: Prepped at Mater Dei High School in Santa Ana, California • Played club for SoCal Birds (2015-18)

Grant Fun Facts: Son of Angel and Michael Burton • Older brother, Blake, plays baseball at Washington • Hobbies include surfing, fishing, hiking and reading



16 VINCENT MARTINEZ C • R/R • 6-2 • 220 • Fr. • San Marcos, Calif. (San Marcos) • Undeclared

2019: Made collegiate debut at Washington State (March 31)

High School: Prepped at San Marcos High School in San Marcos, California • Played club for Trosky Baseball (2015-16) and Solana Beach Cardinals (2017)

Vincent Fun Facts: Son of Kristy and Richard Martinez • Has two older sisters, Arianna and Miranda • Anticipates majoring in management science and engineering • Hobbies include watching sports, hanging with friends, hunting and cooking




18 CODY JENSEN RHP • R/R • 6-3 • 185 • Fr. • Roseville, Calif. (Jesuit) • Undeclared • @codyjensen28

2019: Struck out three in 2.0 IP in collegiate debut against Wichita State (Feb. 16) • Threw 1.1 scoreless innings in relief against UNLV (Feb. 23) • Struck out five and did not allow a hit in 3.1 IP against Texas (March 9) • Allowed 2 hits in 3.0 shutout relief innings at Washington State (March 29) • 1.2 shutout relief innings against Fresno State (April 2) • 2.0 shutout innings in relief at Oregon with two strikeouts (April 19)

High School: Prepped at Jesuit high school in Carmichael, Calif. • Played for Show California (2016-17) • Played for Phenom Signature (2015)

Cody Fun Facts: Son of Shania Jensen • One younger sister, Makena Jensen • Anticipates a major in economics

Career Highs: IP - 3.1 (vs. Texas, 3/9/19); STRIKEOUTS - 5 (vs. Texas, 3/9/19); PITCHES - 50 (vs. Texas, 3/9/19)



19 WILL MATTHIESSEN RHP/INF • R/R • 6-5 • 205 • So. • West Linn, Ore. (West Linn) • Undeclared • @willmatthiessen

2019: 2-for-3 with 2 walks, 6 strikeouts in 4.0 IP vs. Wichita State (Feb. 16) • 2-for-4 with 3 RBI and 2 doubles at Grand Canyon (Feb. 18) • 2-for-3 with one home run against UNLV (Feb. 23) • Reached base four times, 3-for-3 with a home run against UNLV, also striking out three in 2.1 relief innings (Feb. 24) • 1-for-3 with two runs against Texas (March 9) • 2-for-4 with one double and one run Struck out three in 3.0 innings against Utah, allowing one hit (March 24) 3-for-4 with one double and four RBI at Washington State (March 29) • 2-for-5 with two runs, one double and one RBI at Washington State (March 30) • First career start against Fresno State, tossing 3.0 shutout innings and finishing 2-for-3 at the plate (April 2) • Walk-off single in the 9th inning against UCLA (April 5) • Three-run home run against UCLA (April 7) • 2-for-3 with a home run, two runs and two RBI at San Francisco (April 9) • Career-high 9 strikeouts in 4.0 innings against Washington (April 13) • 3-for-4 with a run against Washington (April 14) • Home run against UC Davis (April 16) • Earned the win with sixth strikeouts in 5.0 innings, also going 3-for-5 with three RBI and two runs at Oregon (April 19) • 2-for-5 with two RBI against Gonzaga (April 22) • 2-for-3 with a home run, three runs and two walks against San Jose State (April 23) • 3-for-4 with a home run against Arizona (April 26) • 3-for-5 with three runs and a home run against Arizona, earning the win with five strikeouts in 5.0+ innings (April 27) • Struck out five in 7.0 innings of one-run ball to earn the win at USC, also driving in two runs with a double (May 4) • Two-run home run at USC (May 5) • 2-for-3 with two RBI against Oregon State (May 19) • Earned the win with six strikeouts in 5.2 innings, allowing one run on two hits, also finished 2-for-3 at the plate with a home run, a double, three RBI and two runs (May 24)

High School: No. 1 ranked third baseman in Oregon and No. 5 overall recruit in Oregon • Served as captain of the baseball and basketball teams as a senior

• Led team to two league titles, four state tournament appearances and state runner-up in 2015

Will Fun Facts: Two uncles rowed for Cal • Grandmother was the No. 1 ranked tennis player in the world for her age group • Grandfather John Matthiessen played soccer and rugby at Yale

Career Highs: IP - 7.0 (at USC, 5/4/19); STRIKEOUTS - 9 (vs. Washington, 4/13/19) PITCHES - 92 (at Oregon, 4/19/19)

Home Runs - 2 (at Utah, 5/5/18) Hits - 3 (at Utah, 5/5/18); RBI - 3 (4x, most recently at Grand Canyon, 2/18/19); RUNS - 3 (at Utah, 5/5/18)



20 BRENDAN BECK RHP • R/R • 6-2 • 190 • So. • Corona, Calif. • Undeclared • @Brendan_Beck3

2019: Preseason All-American from NCBWA and Collegiate Baseball Newspaper • Struck out a career-high 11 in 6.1 IP against Ball State (Feb. 15) • Struck out five and allowed two runs against UNLV (Feb. 23) • 5 K and 2 ER in 6.2 IP on a career-high 101 pitches at Cal State Fullerton (3/1/19) • Struck out five while allowing two runs in 8.0 IP against Texas (March 7) • Struck out five in 5.1 innings to earn the win against Utah (March 22) • 7.1 shutout innings against UCLA with five strikeouts and five hits (April 5) • Pac-12 Pitcher of the Week (April 8) • Six strikeouts in 6.0 innings while allowing one run on three hits against Washington (April 12) • Earned the win in 5.0 innings at Oregon (April 18) • Earned the win in 5.0 IP at USC (May 3)

High School: 2017 Co-League MVP • 2017 Corona High School Athlete of the Year

Brendan Fun Facts: Mother, Lucy (1984), and sister, Megan (2010) both graduated from Stanford • Brother, Tristan, pitched at Stanford and is a current member of the Braves organization

Career Highs: IP - 8.0 (vs. Texas, 3/7/19); STRIKEOUTS - 11 (vs. Ball State, 2/15/19); PITCHES: 104 (vs. Texas, 3/7/19)



21 TIM TAWA OF/INF • R/R • 6-0 • 180 • So. • West Linn, Ore. (West Linn) • Undeclared • @TJ2Tawa11

2019: 3-for-5 with 3 runs and 2 RBI at Grand Canyon (Feb. 18) • 2-for-4 with a run and stolen base against UNLV (Feb. 23) • Game-winning RBI single at Cal State Fullerton (March 1) • 2-for-5 with an RBI against Utah (March 23) • 2-for-4 with a run and RBI against Utah (March 24) • 2-for-3 with a home run and four RBI at Washington State (March 30) • 1-for-4 with a home run, three RBI and a run at Washington State (March 31) • Game-winning RBI against Fresno State (April 2) • 1-for-4 with two runs at San Francisco (April 9) • 2-for-3 against Washington (April 14) • Three-run home run against UC Davis (April 16) • 2-for-6 with a run at Oregon (April 19) • 2-for-4 with a run against Arizona (April 26) • 1-for-3 with two RBI against Arizona (April 27) • 2-for-4 with two runs against Arizona (April 28) • 2-for-4 with a three-run home run and two runs at Cal (May 12) • 2-for-4 with two runs and a double at Arizona State (May 24) • Go-ahead, three-run home run with two outs in the

bottom of the ninth at Arizona State (May 25), Stanford went on to win, 3-2

High School: 2017 Gatorade Baseball Player of the Year • Three-time Gatorade Football Player of the Year (2014-16) • Led football team to 2016 league and state titles, led baseball team to three league titles (2014-15, 2017) • 2-for-4 against UCLA (April 5) • 2-for-4 against UCLA with two home runs (April 7) • 2-for-3 with a walk against Santa Clara (May 7)

Tim Fun Facts: Played in six state championships in nine varsity seasons (baseball, basketball, football) • Coaches youth baseball and football • Has two younger brothers, Casey and Jordy

Career Highs: Hits - 4 (at Utah, 5/5/18); RBI - 4 (at Washington State, 3/30/19); RUNS - 4 (at Utah, 5/5/18)



MEET THE PLAYERS



23 NICKOLAS OAR OF • R/R • 6-1 • 215 • RS-Jr. • Pleasant Hill, Calif. (College Park) • Architectural Design

2019: Scored once at Grand Canyon (Feb. 18) • 2-for-2 off the bench at Cal (May 11)

High School: 2015 first-team all-state and all-league • 2014 Perfect Game All-America second team • Ranked 2015 No. 1 outfielder in NorCal by NorCal Preps

Nick Fun Facts: Drinks a gallon of milk every day • Favorite activity on an off day is mini-golf • Go-to karaoke song is Waterfalls by TLC • Biggest fear is spiders • Dragon Ball Z fan • MLB team is the Boston Red Sox • Favorite movie quote is “You can’t handle the truth”

Career Highs: RBI - 2 (at Utah, 5/5/18)



24 NICK BRUESER INF • R/L • 6-3 • 195 • So. • Chandler, Ariz. (Hamilton) • Undeclared • @nick_brueser

2019: Reached base twice with 1 RBI at Grand Canyon (Feb. 18) • 2-for-2 with one walk at Washington State (March 30) • 3-for-4 with three runs, a double and one walk at Washington State (March 31) • 3 walks and a run at San Francisco (April 9) • 2-for-4 against UC Davis (April 16) • 2-for-5 with three RBI at Oregon (April 19) • 1-for-3 with first career home run, two RBI and a run against Gonzaga (April 22) • 1-for-3 with a home run two RBI against San Jose State (April 23)

High School: Three-time state champions (2014, 2016, 2017) • Helped #1 ranked club team win Perfect Game World Series

Nick Fun Facts: Fluent in Spanish • Hobbies include basketball, ping pong and spike ball • Aspires to be the general manager of an MLB team

Career Highs: HITS - 3 (twice, most recently at Washington State, 3/31/19); RBI - 3 (at Oregon, 4/19/19) RUNS - 3 (at Washington State, 3/31/19)



25 ANDREW DASCHBACH INF/OF • R/R • 6-3 • 220 • So. • Atherton, Calif. (Sacred Heart Preparatory) • Science, technology & society

2019: Reached base three times with 2 hits against Wichita State (Feb. 16) • Scored twice with a home run at Cal State Fullerton (March 3) • 1-for-2 with one walk, one run and two RBI against Texas (March 10) • 3-for-4 with two runs, two RBI and a home run against Utah (March 23) • 2-for-4 with one run against Utah (March 24) • 3-for-4 with three runs and one walk at Washington State (March 30) • 2-for-5 with one run, two doubles and one RBI at Washington State (March 31) • 2-for-3 with a walk against UCLA (April 5) • 2-for-4 with a home run and two RBI against UCLA (April 6) • Home run, two runs and a double against Washington (April 12) • 2-for-4 with two RBI and a run against Washington (April 14) • 4-for-5 with two home runs, four RBI and four runs at Oregon (April 19) • 3-for-5 with a home run, two RBI and two runs against Gonzaga (April 22) • 1-for-4 with a home run and three RBI against San Jose State (April 23) • 2-for-3 with two doubles, two RBI, three runs and two walks against Arizona (April 27) • 2-for-2 with a home run, two runs, two RBI and two HBP at USC (May 3) • Three-run home run at Cal (May 10) • 4-for-4 with four home runs against Cal Poly, becoming the only player in the NCAA in 2019 to hit four in a game, the second player in Pac-12 history and the first player in program history to do so • 3-for-5 with two runs and two triples against Oregon State (May 17) • After his four-home run game, Daschbach was named Pac-12 Player of the Week and NCBWA National Player of the Week, also earning U.S.A. Golden Spikes Performance of the week honors • 2-for-4 with a home run and two RBI at Arizona State (May 23)

High School: Drafted in 40th round of the 2016 MLB Draft by the Tampa Bay Rays • 2016 MaxPreps Small School State Player of the Year • 2016 Palo Alto Daily News Football Player of the Year

Andrew Fun Facts: Played lacrosse as a freshman in college instead of baseball • Had a cooking show on high school’s TV station • Volunteer at St. Francis of Assissi Youth Club and The Riekes Center • Father graduated from Stanford in 1984

Career Highs: HITS - 4 (3x, most recently vs. Cal Poly, 5/14/19); RBI - 5 (3x, most recently vs. Cal Poly, 5/14/19) ; RUNS: 4 (twice, most recently vs. Cal Poly, 5/14/19)



26 ERIK MILLER LHP • L/L • 6-5 • 220 • So. • Wildwood, Mo. (De Smet Jesuit) • Science, Technology & Society • @E_Rex23

2019: Preseason All-American by Baseball America • Tied a career high with nine strikeouts, allowing 1 run in 5.0 IP against Pepperdine (Feb. 17) • Struck out six in 6.0 innings to earn the win against UNLV (Feb. 24) • Allowed one hit with nine strikeouts on a career-high 101 pitches in 6.0 IP against Texas (March 10) • Struck out six in 6.0 innings at Washington State, scattering six hits while allowing one run • Eight strikeouts in 5.0 shutout innings against Washington (April 14) • Career-high 11 strikeouts • Earned the win in 5.1 innings against Arizona (April 28) • Allowed two earned runs in 6.0 IP at USC, striking out six (May 5) • Struck out eight in 5.2 shutout innings at Cal, allowing three hits while earning the win (May 12) • Struck out five in 6.2 innings at Arizona State, allowing two runs on four hits (May 25)

High School: 2016 Prep Baseball USA Top 25 • 2016 Baseball America USA Top 25 • 2016 U.S. Army Reserve Scholar Athlete • 2015 18U USA Baseball National Team

Erik Fun Facts: Wants to major in engineering • Superstition is to not touch the line • On his bucket list: go to a Real Madrid soccer game, visit Bora Bora, go to every MLB Stadium • St. Louis Cardinals fan • Favorite baseball movie is The Sandlot • Favorite cereal is Honey Bunches of Oats

Career Highs: IP - 7.1 (vs. Texas, 3/4/17); STRIKEOUTS - 11 (at Oregon, 4/20/19); PITCHES - 101 (vs. Texas, 3/10/19)



27 CARSON RUDD RHP • R/R • 6-5 • 175 • So. • Agoura Hills, Calif. (Oaks Christian) • Undeclared • @carsrudd

2019: 2.0 shutout relief innings with two strikeouts against San Francisco (Feb. 27) • Allowed no hits in 3.0 shutout relief innings at Cal State Fullerton (March 1) • Allowed a combined one run on two hits in 4.0 innings across two appearances against UCLA (April 6-7) • Did not allow a base runner in 2.0 relief innings against UC Davis, striking out two (April 16)

High School: Two-year captain and team pitcher of the year (2016-17) • Miramonte League champions in 2016

Carson Fun Facts: Son of Nadeane and Troy Rudd • Has one older brother, Alix • Mother swam at University of British Columbia • Four-year member of the honor roll in high school • Has won two golf tournaments • Plans to major in management science & engineering

Career Highs: IP - 3.0 (at Cal State Fullerton, 3/1/19); STRIKEOUTS - 3 (against UCLA, 3/6/19); PITCHES - 35 (at Cal State Fullerton, 3/1/19)



28 ALEX WILLIAMS RHP • R/R • 6-3 • 205 • Fr. • Castro Valley, Calif. (Redwood Christian) • Undeclared

2019: Struck out 5 in 6.0 IP in collegiate debut, earning the win while allowing 0 runs on 3 hits and 1 BB at Grand Canyon (Feb. 18) • Earned the win in 4.2 perfect relief innings at Washington State, striking out four (March 30) • 2.0 shutout relief innings against Fresno State (April 2) • Earned the win at San Francisco, allowing one ER in 5.0 innings (April 9) • Earned the win against San Jose State in 6.0 innings pitched • Career-high six strikeouts in 7.0 innings of one-run ball at Santa Clara (April 30) • Career-high 7.2 innings of one-run ball against Cal Poly (May 14), allowing one run on four hits

High School: Prepped at Redwood Christian High School in San Lorenzo, California • Three-time league champions (2015, 2017-18) • Small Schools State Player of the Year (2018)

Alex Fun Facts: Avid A’s and Warriors fan • Son of Alicia and Joseph Williams • Has an older sister, Nia, and a younger sister, Sarah • Anticipates majoring in economics

Career Highs: IP - 7.2 (vs. Cal Poly, 5/14/19); STRIKEOUTS - 6 (at Santa Clara, 4/30/19); PITCHES - 99 (vs. Cal Poly, 5/14/19)



MEET THE PLAYERS



29 BRANDON WULFF OF • 6-1 • 230 • Jr. • Las Vegas, Nev. (Bishop Gorman) • Management Science & Engineering • @brandon_wulff

2019: 2-for-2 with 2 BB, 2 runs and 2 RBI at Grand Canyon (Feb. 18) • 2-for-4 against UNLV (Feb. 23) • 2-for-4 with two RBI, one run and one home run against UNLV (Feb. 24) • 2-for-4 with two home runs and four RBI against San Francisco (Feb. 27) • 1-for-4 with a home run at Cal State Fullerton (March 1) • 1-for-2 with two walks and one run against Texas (March 10) • 2-for-5 with two runs and one home run against Utah (March 23) • Scored twice against Utah (March 24) • Home run against UCLA (April 5) • 1-for-3 with two walks against UCLA (April 6) • Homered against UCLA (April 7) • Home run against Washington (April 12) • 1-for-2 with two runs and two walks against Washington (April 14) • 3-for-4 with two home runs, three RBI and two runs at Oregon (April 18) • 3-for-5 with a home run, three RBI and four runs at Oregon (April 19) • 1-for-2 with a home run, three runs, two RBI and three walks at Oregon (April 20) • 1-for-4 with a home run and four RBI against San Jose State (April 23) • 2-for-3 with three runs against Arizona (April 27) • 3-for-5 with two home runs against Arizona (April 28) • 1-for-2 with a home run, two runs and a walk at Santa Clara (April 30) • 2-for-5 with a double at Cal (May 12) • 2-for-5 with a home run against Oregon State (May 17)

High School: Third-team ABCA/Rawlings All-America • All-Region first team • Two-year team captain

Brandon Fun Facts: Skilled pianist, has played national anthem at Sunken Diamond twice • Has jumped off New Zealand's Sky Tower (629') and Las Vegas' Stratosphere Tower (829') • Hates getting slapped on the back • Third-team ABCA/Rawlings High School All-America

Career Highs: HITS - 3 (6x, most recently vs Arizona, 4/28/19); RUNS - 3 (at Santa Clara, 5/15/17); RBI - 6 (vs. USC, 3/25/18)



30 ZACH GRECH RHP • R/R • 6-0 • 165 • So. • Las Vegas, Nev. (Bishop Gorman) • Management Science & Engineering • @ZGrech

2019: Got the win vs. Ball State (Feb. 15), allowing zero hits in 1.2 relief innings • 1.0 shutout inning in relief against San Francisco (Feb. 27) • Allowed 1 hit in 1.1 shutout relief innings at Cal State Fullerton (March 1) • 2.0 shutout innings against Washington (April 12) • 1.2 shutout innings against Arizona (April 27)

High School: Nevada Division I state champions and Sunset League champions in 2015 • 1.2 perfect IP with three strikeouts at USC (May 3) • 1.2 perfect innings at Cal with three strikeouts (May 10) • Struck out two in 1.1 innings at Cal (May 12) • 2.0 perfect innings against Oregon State (May 17) • Struck out two in 2.0 shutout innings against Oregon State (May 19) • 2.1 shutout inniings at Arizona State (May 23)

Zach Fun Facts: Was up against Jack Little for Prom King in high school and won • Favorite baseball movie is Moneyball • Volunteered at Miracle League of Las Vegas and Three-Square Food Bank

Career Highs: IP - 3.0 (twice, most recently vs. BYU) STRIKEOUTS - 3 (twice, most recently vs. California, 4/26/18); PITCHES - 43 (vs. Pacific, 4/24/18)



31 NICK BELLAFRONTO INF • 6-1 • 230 • Jr. • San Jose, Calif. (Bellarmine) • Undeclared • @nickbellafronto

2019: First career hit, a double, at Grand Canyon (Feb. 18) • First career start against San Francisco (Feb. 27) 2-for-4 with a double at Cal State Fullerton (March 1) • Reached base 3 times, scoring 3 runs at Cal State Fullerton (March 1) • 2-for-4 with a double and 2 RBI at Cal State Fullerton (March 3) • 4-for-4 with three runs, two RBI, two doubles and one walk at Washington State (March 31) • 1-for-2 with two walks, one run, three RBI and a sac fly at San Francisco (April 9) • 1-for-2 with two runs and an RBI against Washington (April 12) • 3-for-5 with first career home run, three RBI, two runs and a walk-off single against Gonzaga (April 22) • 2-for-3 with two runs and two walks against San Jose State (April 23) • 1-for-4 with a grand slam against Arizona (April 27) • 1-for-4 with two RBI at USC (May 3) • Reached base four times, finishing 1-for-3 with two runs and an RBI at USC (May 4) • 1-for-1 with a sac fly, sac bunt and walk against Santa Clara (May 7) • 1-for-3 with a home run and a walk at Cal (May 10) • 2-for-4 with a home run and two runs at Arizona State (May 23)

High School: 2015 All-Mercury News honorable mention • Two-time all-league

Nick Fun Facts: Has seen Toy Story 27 times • Likes to binge watch Prison Break • Volunteered two years to help disabled children play soccer • Best Halloween costume was as Geico caveman • Role models include his Dad and Derek Jeter • Oakland A's fan • Volunteered two years to help disabled children play soccer

• Volunteered at CityTeam Ministries and Martha's Kitchen for two years to prepare and serve food to homeless and low-income • Son of Maria and Eric Bellafronto

Career Highs: HITS - 4 (at Washington State, 3/31/19); RUNS - 3 (twice, most recently at Washington State, 3/31/19); RBI - 2 (twice, most recently at Washington State, 3/31/19)



33 JACK LITTLE RHP • R/R • 6-4 • 190 • Jr. • Las Vegas, Nev. (Bishop Gorman) • Management Science & Engineering • @Jack_Little11

2019: Preseason Watch List for the Golden Spikes Award • Preseason All-American by D1 Baseball, Baseball America, NCBWA, Collegiate Baseball Newspaper and Perfect Game • Earned the save against Ball State (Feb. 15) • 4 strikeouts in a 2.0-inning save against Wichita State (Feb. 16) • Got the win with two strikeouts in 1.1 relief innings against UNLV (Feb. 23) • Struck out two to close out the win against UNLV (Feb. 24) • Struck out 2 and earned the save at Cal State Fullerton (March 1) • Struck out 3 in 1.2 relief innings at Cal State Fullerton (March 3) • Earned the win against Texas, striking out two and allowing one hit in 2.2 IP • Earned the save against Utah, striking out the only batter he faced (March 22) • Set career highs in pitches (77) and innings (5.0), tying a career high with five strikeouts to earn the win while allowing one hit and one walk (March 23) • Struck out two and did not allow a base runner to earn the save in 2.0 innings at Washington State (March 30) • Earned the save against Fresno State (April 2) • Struck out the side in the ninth for a six-out save against Washington (April 13) • Finished the final 1.2 innings in a win at Cal (May 12) • Earned the save against Oregon State (May 17)

High School: Two-time first-team all-state • Led team to regional and state championships in 2015 • Served as team captain as a senior • Co-valedictorian

Jack Fun Facts: Was up against Zach Grech for Prom King (Zach won).

Career Highs: IP - 5.0 (vs. Utah, 3/23/19); STRIKEOUTS - 5 (3x, most recently vs. Utah, 3/23/19); PITCHES - 77 (vs. Utah, 3/23/19)



34 LUKE SLEEPER LHP • L/L • 6-4 • 220 • RS-So. • Haslett, Mich. (Haslett) • Science, Technology & Society • @L_Sleep_17

2019: 2018 Made two appearances, allowing one hit and one walk in 1.1 IP with one strikeout • Made collegiate on May 8 against Santa Clara, striking out the final batter in the win

High School: 2016 Perfect Game Preseason All-America honorable mention • Three-time all-conference academic team

Luke Fun Facts: Hobbies include golfing and playing basketball • Favorite baseball movie is Bull Durham • Favorite baseball team is the Detroit Tigers • Was thrown out at third base three times in one game in seventh grade • Father, Chuck, was a four-year starting pitcher at Grand Valley State University

Career Highs: IP - 1.0 (vs. Washington State, 5/18/18); STRIKEOUTS - 1 (vs. Santa Clara, 5/8/18) PITCHES - 13 (vs. Washington State, 5/18/18)



36 JONATHAN WORLEY RHP • R/R • 6-5 • 200 • Jr. • San Diego, Calif. (High Tech High) • Human Biology • @Jon_Worley17

2018: Did not appear due to injury

High School: Four-year varsity starter • Perfect Game California All-Region first team • Two-time Under Armour All-America

Jonathan Fun Facts: Hobbies include swimming, hiking and going to the beach • Volunteered with the Miracle League of San Diego for three years • Son of Michael Worley and Alliosn Alberts



MEET THE PLAYERS



37 KYLE STOWERS OF/LHP • L/L • 6-3 • 200 • Jr. • El Cajon, Calif. (Poly Prep Country Day School) • Communication • @KyleStowers

2019: Preseason Watch List for Golden Spikes Award • Preseason All-American by Baseball America • 2-for-5 with 3 runs and 2 RBI at Grand Canyon (Feb. 18) • 3-for-4 with one run against San Francisco (Feb. 27) • 1-for-3 with one walk, one RBI and one run against Texas (March 10) • Two RBI in a win over Utah (March 23) • 2-for-4 with a double, RBI and stolen base at Washington State (March 30) • 2-for-4 with three runs, two RBI and a home run at Washington State (March 31) • 1-for-3 with a walk and RBI double against UCLA (April 5) • 2-for-4 with a home run, four RBI, two walks and a run at San Francisco (April 9) • 2-for-4 with two RBI against Washington (April 12) • 1-for-3 with a walk and two runs against Washington (April 13) • 2-for-5 with a home run, an RBI and a run against Washington (April 24) • 2-for-5 with a run at Oregon (April 18) • 2-for-5 with a double, two runs and an RBI against Gonzaga (April 22) • 2-for-5 with two runs against San Jose State (April 23) 1-for-3 with a home run and two walks against Arizona (April 27) • 2-for-5 with a home run and two runs at Santa Clara (April 30) • 3-for-5 with 2 runs at USC (May 3) • Three-run home run at USC (May 4) • 3-for-4 with a home run and three runs at Cal (May 10) • 3-for-5 with an RBI at Cal (May 12) • 2-for-5 with a run against Oregon State (May 17) • 2-for-4 with a run and an RBI at Arizona State (May 23)

High School: Max Preps Small School All-America as a junior (2015) • Led team to two league championships and one state title

• Combined to hit .387, 54 RBI, 10 HR, .493 OBP as junior and senior • Served as captain of baseball and basketball teams in 2015 and 2016

Kyle Fun Facts: Volunteered as umpire at his old Little League

Career Highs: HITS - 3 (twice, most recently at Utah, 5/5/18) RBI - 3 (4x, last vs. BYU, 5/15/18) RUNS - 3 (4x, most recently at Cal, 5/10/19)



38 BEN BAGGETT RHP • R/R • 6-0 • 195 • RS- So. • Fayetteville, Ga. (Landmark Christian) • Management Science & Engineering • @Ben_Baggett

2019: Made collegiate debut at Grand Canyon (Feb. 18)

High School: 2015 Perfect Game Honorable Mention All-American • Holds school records for strikeouts in a season and career, and wins • Set state record for strikeouts in a season (116)

Ben Fun Facts: Father played tennis at University of Kentucky • Son of Robby and Stacey Baggett • Has served as a counselor at youth football camps and volunteers for field days and events at local elementary schools



39 JACOB PALISCH LHP • L/L • 6-5 • 205 • So. • Richardson, Texas (Jesuit College Prep) • Computer science • @jpalisch11

2019: First career start vs. Wichita State (Feb. 16), tying a career high with 7 strikeouts in a career-high 5.0 IP • Career-high 81 pitches in a career-high 5.1 innings against UNLV (Feb. 23) • Allowed 3 hits and earned the win in 5.0 IP at Cal State Fullerton (March 1) • Struck out six with career highs in IP (6.0) and pitches (98) against Texas (March 8) • 1.0 shutout inning at San Francisco (April 9) • Struck out two and allowed one hit in 3.0 relief innings against Washington (April 13) • 2.1 scoreless innings in relief at USC (May 3) • 1.2 shutout innings against Oregon State to earn the win (May 17) • 1.1 shutout innings at Arizona State (May 23)

High School: Sat out 2017 due to injury • 2016 State Champions

• Two-time district MVP in football (2015-16) and two-time second-team All-District in basketball (2015-16)

Jacob Fun Facts: Has two older brothers, Zack and Austin • Aspires to be a software developer • National Merit Commended Scholar • Pianist • Down Syndrome Guild Buddy Walk participant • North Texas Food Bank volunteer

Career Highs: IP - 6.0 (vs. Texas, 3/8/19); STRIKEOUTS - 7 (twice, most recently vs. Wichita State, 2/16/19); PITCHES - 98 (vs. Texas, 3/8/19)



40 NICOLAS LOPEZ LHP • L/L • 6-4 • 190 • Fr. • Redwood City, Calif. (Serra) • Undeclared

2019: Collegiate debut at Washington State, striking out one in 1.0 innings (March 31) • Earned the win against Gonzaga (April 22)

High School: Prepped at Junipero Serra high school in San Mateo, Calif. • WCAL champion & tournament Runner-Up (2018) • First-team All-WCAL (2018) • Third-team All-CCS (2018) • San Mateo Daily Journal Player of the Year (2018) • Hitting MVP (2018) • Played for MGF Marshalls (2018) • CCS Championship runner-up (2017) • Played for Gameprep Baseball Academy (2015-2017)

Nicolas Fun Facts: Son of Rudy Lopez and Gurpreet Hazra • One sister, Bianca

Career Highs: IP - 1.0 (twice, most recently vs. Gonzaga, 4/22/19); STRIKEOUTS - 1 (twice, most recently vs. Gonzaga, 4/22/19); PITCHES - 21 (at Washington State, 3/31/19)




42 AUSTIN WEIERMILLER LHP • L/L • 5-11 • 175 • So. • Milton, Ga. (Cambridge) • Undeclared • @austinwires22

2019: Allowed 1 ER in 1.0 relief innings at Grand Canyon (Feb. 18) • Career-high five strikeouts in 3.0 shutout relief innings against UNLV (Feb. 23) • Did not allow a base runner in 2.0 relief innings against San Francisco, striking out three • Struck out 2 in 1.0 innings at Cal State Fullerton (March 1) Struck out three in 2.0 shutout relief innings against Texas (March 8) • Career-high four strikeouts with no hits allowed in 1.2 innings against Utah (March 22) • Struck out three in 1.2 innings at Washington State, allowing no hits. • Earned the win against Fresno State (April 2) • First career save in 3.0 relief innings against Washington (April 14) • 1.1 perfect relief innings with two strikeouts against Arizona (April 26) • Struck out two in 0.2 IP to earn the save at USC (May 4) • Earned the win with 2.1 shutout innings at Cal with three strikeouts (May 10) • 1.1 shutout innings against Oregon State (May 19)

High School: Four-time first-team All-Region (2014-17) • Two-time first-team All-State (2016-17)

Austin Fun Facts: Son of Jeanie and Scott Weiermiller • Has two older sisters, Chelsea and Brynn • Father played basketball at Gettysburg College • Sister, Chelsea, ran cross country at the University of North Carolina • Wants to work on Wall Street • Hobbies include golf, fishing and wakeboarding

Career Highs: IP - 4.2 (at Washington, 5/29/18); STRIKEOUTS - 4 (vs. Utah, 3/22/19); PITCHES - 55 (at Washington, 5/29/18)




44 CHRISTIAN ROBINSON OF • L/L • 6-3 • 215 • So. • Melbourne, Fla. (Viera) • Undeclared

2019: 2-for-4 with 1 RBI and 1 run vs. Pepperdine • Scored twice at Grand Canyon (Feb. 18) • Walk-off double against UNLV (Feb. 24) • 1-for-4 with a double and 2 runs at Cal State Fullerton (March 1) • Scored twice against Utah (March 24) • Scored winning run against UCLA (April 5) • 4-for-4 with three RBI against Santa Clara (May 7)

High School: Two-time District Champion (2016-17) • Team USA Tournament of Stars participant (2016-17) • 2-for-3 with an RBI against Oregon State (May 17) • 2-for-3 at Arizona State (May 23)

Christian Fun Facts: Son of Greg and Patricia Robinson • Brother, Patrick, plays baseball at Harvard • Member of National Honors Society • 1st place in the Florida State Science & Engineering Fair for environmental sciences • Founded Hits for Hope to support the Vs. Cancer Foundation (2016-17) • Hobbies include taekwondo, automobile repair and roller coasters

Career Highs: Hits - 4 (vs Santa Clara, 5/7/19); RBI - 3 (vs Santa Clara, 5/7/19); RUNS - 2 (5x, most recently at Grand Canyon, 2/18/19)



49 MICHAEL BODEN LHP • 5-10 • 190 • Sr. • Long Beach, Calif. (Long Beach Poly) • Management science & engineering • @theMagic Mike07

High School: 2015 regional runner up with Lakeside HS • Played for Tiger USE (2013-15) and Atlanta Braves RBI Team (2013-15)

Michael Fun Facts: Has a United States patent • Valedictorian of high school class • Mother, Mary, played basketball at Wellesly College and lacrosse at Stanford, earning her degree from Stanford in 1982



2019 ROSTER

No.	Name	Pos.	B/T	Ht.	Wt.	Yr.	Major	Hometown (High School)
2	Christian Molfetta	INF/OF/C	R/R	5-11	188	RS-Jr.	Science, Technology & Society	Laguna Beach, Calif. (JSerra)
5	Austin Kretzschmar	INF	R/R	6-0	175	Fr.	Undeclared	La Mesa, Calif. (Helix Charter)
6	Zach Sehgal	INF	R/R	6-2	195	RS-Fr.	Undeclared	La Jolla, Calif. (La Jolla)
7	Brandon Dieter	INF/RHP	R/R	6-0	175	Fr.	Undeclared	Covina, Calif. (South Hills)
10	Maverick Handley	C	R/R	5-10	205	Jr.	Bioengineering	Lakewood, Colo. (Mullen)
11	Alec Wilson	OF	L/L	6-0	190	Sr.	Management Science & Engineering	Cumming, Ga. (West Forsyth)
12	Duke Kinamon	INF	R/R	5-11	185	RS-Jr.	Science, Technology & Society	Peachtree City, Ga. (McIntosh)
13	Justin Moore	INF/RHP	R/R	6-5	215	Fr.	Undeclared	Austin, Texas (Vandergrift)
15	Grant Burton	OF	R/L	6-2	195	Fr.	Undeclared	San Juan Capistrano, Calif. (Mater Dei)
16	Vincent Martinez	C	R/R	6-2	220	Fr.	Undeclared	San Marcos, Calif. (San Marcos)
18	Cody Jensen	RHP	R/R	6-3	185	Fr.	Undeclared	Roseville, Calif. (Jesusit)
19	Will Matthiessen	RHP	R/R	6-7	220	Jr.	Management Science & Engineering	West Linn, Ore. (West Linn)
20	Brendan Beck	INF/RHP	R/R	6-2	200	So.	Undeclared	Corona, Calif. (Corona)
21	Tim Tawa	OF/INF	R/R	6-0	185	So.	Undeclared	West Linn, Ore. (West Linn)
23	Nickolas Oar	OF	R/R	6-1	215	RS-Jr.	Architectural Design	Pleasant Hill, Calif. (College Park)
24	Nick Brueser	INF	R/L	6-3	202	So.	Undeclared	Chandler, Ariz. (Hamilton)
25	Andrew Daschbach	INF/OF	R/R	6-3	220	Jr.	Science, Technology & Society	Atherton, Calif. (Sacred Heart Prep)
26	Erik Miller	LHP	L/L	6-5	240	Jr.	Science, Technology & Society	Wildwood, Mo. (De Smet Jesuit)
27	Carson Rudd	RHP	R/R	6-5	185	So.	Undeclared	Agoura Hills, Calif. (Oaks Christian)
28	Alex Williams	RHP	R/R	6-3	205	Fr.	Undeclared	Castro Valley, Calif. (Redwood Christian)
29	Brandon Wulff	OF	R/R	6-1	225	Sr.	Management Science & Engineering	Las Vegas, Nev. (Bishop Gorman)
30	Zach Grech	RHP	R/R	6-0	178	Jr.	Management Science & Engineering	Las Vegas, Nev. (Bishop Gorman)
31	Nick Bellafronto	INF	R/R	6-1	220	RS-Jr.	Public Policy	San Jose, Calif. (Bellarmine)
33	Jack Little	RHP	R/R	6-4	190	Jr.	Management Science & Engineering	Las Vegas, Nev. (Bishop Gorman)
34	Luke Sleeper	LHP	L/L	6-4	220	RS-So.	Science, Technology & Society	Haslett, Mich. (Haslett)
36	Jonathan Worley	RHP	R/R	6-5	200	Jr.	Human Biology	San Diego, Calif. (High Tech High)
37	Kyle Stowers	OF/LHP	L/L	6-3	200	Jr.	Communication	El Cajon, Calif. (Christian)
38	Ben Baggett	RHP	R/R	6-0	195	RS-So.	Management Science & Engineering	Fayetteville, Ga. (Landmark Christian)
39	Jacob Palisch	LHP	L/L	6-5	190	So.	Undeclared	Richardson, Texas (Jesuit College Prep)
40	Nicolas Lopez	LHP	L/L	6-4	190	Fr.	Undeclared	Redwood City, Calif. (Serra)
42	Austin Weiermiller	LHP/OF	L/L	5-11	175	So.	Undeclared	Milton, Ga. (Cambridge)
44	Christian Robinson	OF	L/L	6-3	215	So.	Undeclared	Melbourne, Fla. (Viera)
49	Michael Boden	RHP	R/R	5-10	180	Sr.	Management Science & Engineering	Atlanta, Ga. (Lakeside)

PRONUNCIATION GUIDE

Molfetta: Mall – FET – uh
 Kretzschmar: KRETCH-mar
 Dieter: DEE-ter
 Esquer: ESS-kerr
 Kinamon: Rhymes with “cinnamon”
 Sehgal: seh-GAWL
 Daschbach: DASH – bock

Bellafronto: Bell – uh – FRAWN – tow
 Worley: WURR-lee
 Stowers: Rhymes with “flowers”
 Baggett: BAG – get
 Palisch: Polish
 Weiermiller: Wire – miller

COACHING STAFF



8 DAVID ESQUER The Clarke and Elizabeth Nelson Director of Baseball • Second season • Stanford '87

Led Stanford to a 46-12 record and first Pac-12 Championship since 2004 in 2018, his first season at Stanford • Stanford's win percentage (0.793) ranked second in program history, 12 losses tied a program record for fewest losses (min. 50 games) • Nine Cardinal were named All-Pac-12 and Esquer was named Pac-12 Coach of the Year • Career record stood at 571-479-2 entering the 2019 season • Replaced Mark Marquess on June 16, 2017 • Owned a 525-467-2 record in 18 seasons as head coach of Cal • 2011 National Coach of the Year, leading Cal to the College World Series that season • Produced 13 All-Americans and 81 Major League draft picks at Cal • Former walk-on shortstop under Marquess, and was the starting shortstop on the 1987 national championship-winning team • Played professionally with the Baltimore Orioles, California Angels and Milwaukee Brewers before coaching • Assistant under Marquess from 1991-96 before serving as an assistant at Pepperdine for three seasons • Owns a bachelor's degree in economics and a masters degree in sociology from Stanford • Native of Salinas, California • He and his wife, Lynn, have a daughter, Gabrielle, and son, Xavier.



17 THOMAS EAGER Assistant Coach • Second season

Pitching coach • Stanford's ERA (2.83) ranked 11th in program history and 2nd in the nation • RHP Jack Little (0.60 ERA, 58 K, 8 BB in 45.1 IP) tied a program record with 16 saves • Kris Bubic (1st round) and Tristan Beck (4th) were drafted in the MLB Draft • Served as Esquer's top assistant at Cal for two seasons • Was previously at alma-mater Cal Poly, where he was the top assistant for three seasons -- the Mustangs had seven pitchers drafted, posted the lowest ERA in school history and earned a No. 1 seed at the NCAA Regionals under Eager's tutelage.



22 TOMMY NICHOLSON Assistant Coach • Second season

Primarily serves as the team's infield and hitting coach • Stanford's 0.9782 fielding percentage was 3rd-highest in program history • Previously was an assistant at Sacramento State, where he helped the Hornets reach the 2017 Stanford Regional • Spent two stints at Texas as a player and a coach • Played six years of minor league baseball after being drafted in 2000 • He and his wife, Marin, have a daughter, Shay Elise



14 JACK MARDER Assistant Coach • Second season

• Primarily serves as the team's catchers coach • Previously coached for the Keiser Seahawks of the NAIA, leading the team to a school-record 43 wins and an NAIA World Series appearance • Played at the University of Oregon as a catcher and infielder, drafted in the 16th round of the 2011 draft by the Mariners



Team

28 hits..... at Utah • 5.5.18
 27 hits..... at Arizona • 3.27.94
 26 hits..... at Arizona • 4.6.02
 25 hits..... at Arizona • 4.6.02
24 hits..... at Oregon • 4.19.19
 23 hits..... at California • 5.9.12
 27 runs..... at Arizona • 3.27.94
 26 runs..... USC • 4.26.08
 25 runs..... at Utah • 5.5.18
20+ runs..... at Oregon (20) • 4.19.19
 10+ runs in an inning..... at Utah (10) • 5.5.18
 Back-to-Back Shutouts.....vs. USC (18-0), vs. San Diego (3-0) • 3.25.18 • 3.27.18
 Back-to-Back Shutout Losses..... 2015 vs. Santa Clara, USC (1-0 (10) • 1-0)
 18 strikeouts..... at #23 Texas • 2.25.16
15 strikeouts..... 15 vs. Pepperdine • 2.17.19
One-Hitter..... Miller/Rudd (7.0 innings) • vs. Texas • 3.10.19
 Two-Hitter..... Beck, B./Palisch, Grech, Bakst at Texas • 3.11.18
Three-Hitter.....Palisch/Weiermiller/Rudd • at #24 Cal State Fullerton • 3.1.19
 Triple play..... Diekroeger/Kauppila/Ragira • 4-6-3 • at Oregon State • 5.11.13
Overcame Ninth Inning Deficit..... Trailed 2-0, Won 3-2 • at Arizona State • 5.25.19
Won on Walk Off..... Nick Bellafronto (1B, B9) • vs. Gonzaga • 4.22.19
Lost on Walk Off..... at Cal State Fullerton (6-5) • 3.3.19
Extra Innings..... 12 vs. Utah • 3.23.19
11-Innings..... 12 vs. Utah • 3.23.19
12-Innings..... 12 vs. Utah • 3.23.19
5 home runs..... vs. San Jose State • 4.23.19

Individual

7 RBI..... Quinn Brodey • at Rice • 3.9.17
 6 RBI..... Brandon Wulff • vs. USC • 3.25.18
 5 RBI..... Andrew Daschbach • at Utah • 5.5.18
 6 hits..... Lonnie Kauppila • at Washington State • 4.2.11
 5 hits..... Beau Branton • at Oregon State • 5.13.18
 6 runs..... Carlos Quentin • at Santa Clara • 4.8.03
 5 runs..... Cord Phelps • vs. USC 4.26.08
10 total bases..... Andrew Daschbach (16) • vs. Cal Poly • 5.14.18
 Hit for cycle..... Brian Ragira • vs. Santa Clara • 3.22.11
4 home runs..... Andrew Daschbach • vs. Cal poly • 5.14.19
 3 home runs..... Edmund Muth • vs. Louisiana-Lafayette • 6.15.00
2 home runs..... Duke Kinamon • at Cal • 4.19.18
Back-to-back home runs..... Wulff, Mattheissen • 4th • vs. San Jose State • 4.23.19
 Two home runs in same inning..... Michael Taylor (4th) • at USC • 5.26.07
 Game leadoff home run..... Matt Winaker • at USC • 4.6.17
 Walk-off home run..... Tim Tawa • vs. Michigan • 3.2.18
 Inside-the-park home run..... Quinn Brodey • vs. San Jose State • 5.2.17
 Inside-the-park grand slam..... Sean Ratliff • at Arizona State • 4.6.07
Grand slam..... Duke Kinamon • vs Arizona • 4.28.19
 Shutout..... John Hochstatter • at UCLA (W, 5-0) • 5.3.14
 Complete game win..... Chris Castellanos • vs. BYU (W, 9-1) • 6.3.17
 Complete game..... Chris Castellanos • vs. BYU (W, 9-1) • 6.3.17
 16 strikeouts..... Jason Young • vs. Arizona State • 3.5.99
 15 strikeouts..... Mark Appel • vs. UNLV • 3.8.13
 13 strikeouts..... Mark Appel • at Arizona State • 5.3.13
 12 strikeouts..... Chris Castellanos • vs. #13 Arizona • 4.29.17
11 strikeouts..... Erik Miller • at Oregon • 4.20.19
10 strikeouts..... Erik Miller • at Oregon • 4.20.19
 Back-to-back 10 strikeout games..... Kris Bubic • at CSF, 2.16.17 • vs. Cal Poly, 2.23.17
 Five errors..... Lonnie Kauppila • vs. USC • 3.26.12
 Four errors..... Lonnie Kauppila • vs. USC • 3.26.12
 20 putouts..... Brian Ragira (21) • vs. California • 5.25.12

Longest Games (last 20 years)

18 innings.....vs. California • 5.25.12 • L, 4-5
 18 innings..... at Arizona • 4.5.02 • W, 5-4
 15 innings..... at Washington • 5.2.10 • L, 3-4
 15 innings..... at Santa Clara • 5.9.06 • W, 8-4

Hitting Streaks (since 1988)

37..... Jeffrey Hammonds • 1990
 28..... Troy Paulsen • 1988
 26..... Carlos Quentin • 2003
 24..... Austin Slater • 2014
 24..... Tyler Gaffney • 2011-12
 23..... Kenny Diekroeger • 2010
 21..... Brian Hall • 2004
 20..... Ryan Garko • 2001
 19..... Josh Hochgesang • 1997
 17..... Sam Fuld • 2003
 16..... John Mayberry Jr. • 2003
 16..... Kenny Diekroeger • 2011
 15..... Donny Lucy • 2004
 15..... Danny Putnam • 2004
 15..... Andy Topham • 2001
 15..... Jason Cooper • 2002
 15..... Paul Carey • 1988

Consecutive Winning Streaks (since 1996)

16..... Wayne • 1999-2000
 12..... Romanczuk • 2003
 11..... Guthrie • 2001-02
 10..... Hochstatter • 2014
 10..... Iglesias • 1996
 10..... Cunningham • 2001-02
 9..... Romanczuk • 2004
 9..... Austin • 1998
 9..... McArdle • 2010-11
 8..... Bruksch • 2002
 8..... Young • 2000
 8..... Hudgins • 2002

Hit for Cycle (since 1992)

Brian Ragira.....vs. Santa Clara • 3.22.11 (5-for-5, 3 RBI, two singles)
 Michael Taylor..... vs. San Jose State • 4.19.05 (4-for-4, 3 RBI)
 Edward Muth..... at UCLA • 2.22.1998 (4-for-6, 4 R, 4 RBI)
 Steve Soloman.....vs. California • 5.9.92

One-Hitters (since 1966)

Summerville • Mattheissen.....vs. Kansas • 2.24.17
 Manship • Cunningham..... vs. Santa Clara • 1.26.03
 Jeff Austin (7).....vs. Cal State Fullerton • 2.9.98
 Brian Sager (6) • Mike Gosling (3)..... at California • 2.26.00
 Kyle Peterson (8) • Chad Hutchinson (9)..... at Cal State Fullerton • 2.2.96

No-Hitters (since 1956)

Chad Hutchinson (5, rain shortened)..... at Fresno State (W, 4-0) • 2.1.98
 Jason Middlebrook (9)..... vs. UCLA (W, 3-0) • 5.8.94
 Jamie Sepeda (6) • Wilie Adams (3)..... vs. Pacific (W, 6-0) • 2.12.92
 Paul Grame (9)..... vs. Cal State Hayward (W, 8-0) • 2.4.81
 Phil Keller (9).....vs. Arizona State (W, 1-0) • 3.23.70
 Steve Dunning (9).....vs. Cal Poly Pomona (W, 10-1) • 3.7.69
 Bob Leopold (9)..... vs. USC (W, 4-0) • 4.14.57
 Ed Verdurmen (7)..... vs. Pepperdine (W, 11-0) • 4.7.56



**2019 Stanford Baseball
Games Summary for Stanford (as of May 25, 2019)
(All games)**

Score by innings	1	2	3	4	5	6	7	8	9	EX	Total
Stanford	38	40	41	35	58	40	31	40	27	1	351
Opponents	34	16	25	18	20	21	21	20	25	0	200

**Starting Lineup By Position
(Team W-L record when starter)**

PITCHER:	
26 Miller,Erik	14 (10-4)
20 Beck,Brendan	14 (10-4)
28 Williams, Alex	9 (8-1)
19 Matthiessen,Will	7 (6-1)
39 Palisch,Jacob	7 (6-1)
18 Jensen, Cody	1 (1-0)
CATCHER:	
10 Handley,Maverick	49 (39-10)
2 Molfetta,Christian	2 (2-0)
16 Martinez, Vincent	1 (0-1)
FIRST BASE:	
25 Daschbach,Andre	52 (41-11)
SECOND BASE:	
12 Kinamon,Duke	40 (32-8)
7 Dieter,Brandon	12 (9-3)
THIRD BASE:	
31 Bellafronto,Nick	37 (27-10)
21 Tawa,Tim	10 (9-1)
29 Wulff,Brandon	3 (3-0)
10 Handley,Maverick	2 (2-0)
SHORTSTOP:	
21 Tawa,Tim	41 (31-10)
7 Dieter,Brandon	9 (9-0)
12 Kinamon,Duke	2 (1-1)
LEFT FIELD:	
29 Wulff,Brandon	28 (21-7)
37 Stowers,Kyle	24 (20-4)
CENTER FIELD:	
37 Stowers,Kyle	24 (19-5)
44 Robinson,Christia	21 (17-4)
11 Wilson,Alec	7 (5-2)
RIGHT FIELD:	
24 Brueser,Nick	26 (21-5)
29 Wulff,Brandon	21 (17-4)
11 Wilson,Alec	5 (3-2)
DESIGNATED HITTER:	
19 Matthiessen,Will	52 (41-11)

Record when ...											
Overall	41-11							After 6 leading	32-2		
Conference	22-7						 trailing	3-8		
Non-Conference	19-4						 tied	6-1		
Home games	21-7							After 7 leading	34-1		
Away games	17-4						 trailing	2-9		
Neutral site	3-0						 tied	4-1		
Day games	18-8							After 8 leading	37-1		
Night games	23-3						 trailing	2-8		
vs Left starter	10-1						 tied	1-2		
vs Right starter	31-10										
1-Run games	11-3							Hit 0 home runs	12-3		
2-Run games	3-2							... 1 home run	12-5		
5+Run games	19-2							... 2+ home runs	17-3		
Extra innings	1-1										
Shutouts	3-1							Opponent 0 home runs	25-6		
							 1 home run	11-3		
Scoring 0-2 runs	2-5						 2+ HRs	5-2		
..... 3-5 runs	10-4										
..... 6-9 runs	19-2							Made 0 errors	20-3		
..... 10+ runs	10-0							... 1 error	18-4		
								... 2+ errors	3-4		
Opponent 0-2 runs	21-1							Opp. made 0 errors	14-5		
..... 3-5 runs	16-3						 1 error	12-4		
..... 6-9 runs	3-4						 2+ errors	15-2		
..... 10+ runs	1-3										
Scored in 1st inning	16-2							Out-hit opponent	30-0		
Opp. scored in 1st	13-7							Out-hit by opponent	6-11		
Scores first	24-2							Hits are tied	5-0		
Opp. scores first	17-9										

Record when team scores:											
Runs	0	1	2	3	4	5	6	7	8	9	10+
W-L	0-1	0-1	2-3	4-1	2-0	4-3	4-1	7-1	7-0	1-0	10-0

Record when opponent scores:											
Runs	0	1	2	3	4	5	6	7	8	9	10+
W-L	3-0	10-0	8-1	5-0	6-2	5-1	1-3	2-0	0-1	0-0	1-3

Record when leading after:									
Inn.	1	2	3	4	5	6	7	8	
W-L	11-1	18-3	26-4	27-2	31-2	32-2	34-1	37-1	

Record when trailing after:								
Inn.	1	2	3	4	5	6	7	8
W-L	8-6	8-5	7-6	7-8	5-8	3-8	2-9	2-8

Record when tied after:								
Inn.	1	2	3	4	5	6	7	8
W-L	22-4	15-3	8-1	7-1	5-1	6-1	4-1	1-2

Current winning streak: 2
 Longest winning streak: 11
 Longest losing streak: 2

Home attendance : 38457 (28 dates avg = 1373)
 Away attendance : 29431 (24 dates avg = 1226)
 Total attendance: 67888 (52 dates avg = 1305)



TEAM GAME HIGHS

Batting	
At bats:	50 - at Oregon (4/19/19)
Runs scored:	20 - at Oregon (4/19/19)
Hits:	24 - at Oregon (4/19/19)
RBI's:	18 - at Oregon (4/19/19)
Doubles:	7 - at Washington State (Mar 31, 2019)
Triples:	2 - vs Oregon State (May 17, 2019)
Home runs:	5 - at Oregon (4/19/19)
	5 - vs San Jose State (Apr 23, 2019)
	5 - at Cal (May 10, 2019)
Total bases:	43 - at Oregon (4/19/19)
Walks:	12 - at San Francisco (Apr 09, 2019)
Strikeouts:	14 - vs Texas (Mar 08, 2019)
Sac hits:	2 - vs Gonzaga (Apr 22, 2019)
Sac flies:	3 - vs Oregon State (May 17, 2019)
Stolen bases:	4 - (4 times)
Hit by pitch:	3 - at Cal State Fullerton (Mar 03, 2019)
Caught stealing:	3 - at Grand Canyon (Feb 18, 2019)
Runners LOB:	11 - vs Wichita State (Feb 16, 2019 at Tempe, Ariz.)
	11 - vs UCLA (Apr 05, 2019)
Hit into DP:	3 - (5 times)
Fielding	
Putouts:	36 - vs Utah (Mar 23, 2019)
Assists:	17 - vs Santa Clara (May 07, 2019)
Errors:	4 - vs Arizona (Apr 26, 2019)
Passed balls:	1 - (5 times)
DPS turned:	3 - at San Francisco (Apr 09, 2019)
	3 - at Oregon (4/19/19)
Pitching	
Innings pitched:	12.0 - vs Utah (Mar 23, 2019)
Runs allowed:	18 - at Cal (May 11, 2019)
Earned runs:	18 - at Cal (May 11, 2019)
Walks allowed:	8 - vs UCLA (Apr 07, 2019)
	8 - at Oregon (4/19/19)
Strikeouts:	15 - vs Pepperdine (Feb 17, 2019 at Tempe, Ariz.)
Hits allowed:	20 - at Cal (May 11, 2019)
Doubles allowed:	5 - at Cal (May 11, 2019)
Triples allowed:	1 - (12 times)
Homers allowed:	5 - at Cal (May 11, 2019)
Wild pitches:	3 - at Cal State Fullerton (Mar 03, 2019)
Hit batters:	2 - at Washington State (Mar 31, 2019)
	2 - vs Oregon State (May 19, 2019)

INDIVIDUAL GAME HIGHS

Batting	
At bats:	6 - Handley,Maverick vs Utah (Mar 23, 2019)
	6 - Tawa,Tim at Oregon (4/19/19)
Runs scored:	4 - Daschbach,Andrew at Oregon (4/19/19)
	4 - Wulff,Brandon at Oregon (4/19/19)
	4 - Daschbach,Andrew vs Cal Poly (May 14, 2019)
Hits:	4 - (6 times)
RBI's:	5 - Daschbach,Andrew vs Cal Poly (May 14, 2019)
Doubles:	2 - (7 times)
Triples:	2 - Daschbach,Andrew vs Oregon State (May 17, 2019)
Home runs:	4 - Daschbach,Andrew vs Cal Poly (May 14, 2019)
Total bases:	16 - Daschbach,Andrew vs Cal Poly (May 14, 2019)
Walks:	3 - (4 times)
Strikeouts:	4 - Matthiessen,Will vs Texas (Mar 08, 2019)
	4 - Wulff,Brandon vs Santa Clara (May 07, 2019)
Sac hits:	1 - (17 times)
Sac flies:	2 - Stowers,Kyle vs Wichita State (Feb 16, 2019 at Tempe, Ariz.)
Stolen bases:	3 - Kinamon,Duke at Washington State (Mar 29, 2019)
	3 - Stowers,Kyle at Santa Clara (Apr 30, 2019)
Hit by pitch:	2 - Daschbach,Andrew at USC (May 03, 2019)
Caught stealing:	1 - (22 times)
Runners LOB:	5 - Wilson,Alec vs Wichita State (Feb 16, 2019 at Tempe, Ariz.)
	5 - Daschbach,Andrew vs Fresno State (Apr 02, 2019)
	5 - Stowers,Kyle vs San Jose State (Apr 23, 2019)
Fielding	
Putouts:	15 - Daschbach,Andrew vs UNLV (Feb 23, 2019)
Assists:	7 - Tawa,Tim vs UNLV (Feb 23, 2019)
	7 - Tawa,Tim vs Santa Clara (May 07, 2019)
Errors:	1 - (40 times)
Passed balls:	1 - (5 times)
Pitching	
Innings pitched:	8.0 - Beck,Brendan vs Texas (Mar 07, 2019)
Runs allowed:	6 - (4 times)
Earned runs:	6 - Jensen, Cody at Cal (May 11, 2019)
	6 - Matthiessen,Will at Cal (May 11, 2019)
Walks allowed:	4 - (4 times)
Strikeouts:	11 - Beck,Brendan vs Ball State (Feb 15, 2019 at Tempe, Ariz.)
	11 - Miller,Erik at Oregon (4/20/19)
Hits allowed:	9 - Beck,Brendan at Cal State Fullerton (Mar 01, 2019)
	9 - Beck,Brendan at Oregon (4/18/19)
	9 - Beck,Brendan at Cal (May 10, 2019)
Doubles allowed:	3 - Grech,Zach vs UCLA (Apr 06, 2019)
	3 - Matthiessen,Will at Cal (May 11, 2019)
Triples allowed:	1 - (12 times)
Homers allowed:	2 - (4 times)
Wild pitches:	3 - Miller,Erik at Cal State Fullerton (Mar 03, 2019)
Hit batters:	2 - Miller,Erik at Washington State (Mar 31, 2019)

Multiple Hit Games	2	3	4	5+	Total
19 Matthiessen,Will	12	6	-	-	18
37 Stowers,Kyle	12	5	-	-	17
12 Kinamon,Duke	12	3	1	-	16
25 Daschbach,Andrew	10	4	2	-	16
10 Handley,Maverick	10	4	1	-	15
21 Tawa,Tim	14	1	-	-	15
29 Wulff,Brandon	8	3	-	-	11
44 Robinson,Christian	5	-	1	-	6
31 Bellafronto,Nick	4	1	1	-	6
24 Brueser,Nick	4	1	-	-	5
5 Kretzschmar,Austin	2	-	-	-	2
7 Dieter,Brandon	2	-	-	-	2
23 Oar,Nick	1	-	-	-	1
11 Wilson,Alec	1	-	-	-	1
TEAM	97	28	6	0	131

Hitting Streaks Longest Current

10 Handley,Maverick	9	1
19 Matthiessen,Will	8	2
12 Kinamon,Duke	7	7
25 Daschbach,Andrew	7	-
37 Stowers,Kyle	6	-
29 Wulff,Brandon	5	2
44 Robinson,Christian	5	-
21 Tawa,Tim	4	2
31 Bellafronto,Nick	4	-
24 Brueser,Nick	4	-
7 Dieter,Brandon	4	3
16 Martinez, Vincent	2	-
23 Oar,Nick	2	1
11 Wilson,Alec	2	1
5 Kretzschmar,Austin	2	1
2 Molfetta,Christian	1	-

Reached Base Streaks Longest Current

10 Handley,Maverick	23	10
19 Matthiessen,Will	13	5
29 Wulff,Brandon	13	3
25 Daschbach,Andrew	12	-
37 Stowers,Kyle	11	-
7 Dieter,Brandon	10	3
44 Robinson,Christian	9	-
12 Kinamon,Duke	8	7
21 Tawa,Tim	7	2
24 Brueser,Nick	6	-
31 Bellafronto,Nick	5	-
11 Wilson,Alec	4	2
5 Kretzschmar,Austin	3	1
23 Oar,Nick	2	1
16 Martinez, Vincent	2	-
15 Burton, Grant	1	-
2 Molfetta,Christian	1	-



2019 Stanford Baseball Team Game-by-Game for Stanford (as of May 25, 2019) Batting (All games)

Date	Opponent	ab	r	h	rbi	2b	3b	hr	tb	bb	ibb	sb	cs	hbp	sac	sf	gdp	k	po	a	e	lob	avg
Feb 15	vs Ball State	24	2	2	2	0	1	0	4	3	0	2	1	2	0	1	0	11	27	8	0	4	.083
Feb 16	vs Wichita State	30	5	6	4	1	1	0	9	9	1	1	0	1	1	2	0	2	27	12	0	11	.148
Feb 17	vs Pepperdine	34	6	9	6	4	0	0	13	4	0	1	0	1	0	0	0	2	27	7	1	9	.193
Feb 18	at Grand Canyon	38	14	14	14	6	1	0	22	9	0	1	3	2	0	1	1	6	27	8	1	9	.246
Feb 23	UNLV	30	1	5	1	0	0	0	5	3	0	1	1	0	0	0	0	5	27	7	0	5	.231
Feb 23	UNLV	28	3	4	3	1	0	1	8	5	0	0	0	0	0	1	0	9	27	14	0	5	.217
Feb 24	UNLV	33	6	10	6	1	0	2	17	3	0	2	1	1	0	0	0	6	27	8	1	7	.230
Feb 27	SAN FRANCISCO	34	8	11	7	0	0	2	17	2	0	1	2	1	0	0	0	2	27	11	1	5	.243
Mar 01	at Cal State Fullerton	33	4	9	4	2	1	1	16	3	0	0	0	0	0	0	2	9	27	7	3	5	.246
Mar 01	at Cal State Fullerton	33	8	8	8	2	0	0	10	8	0	0	1	0	0	0	0	12	27	13	1	6	.246
Mar 03	at Cal State Fullerton	35	5	8	5	4	0	1	15	1	0	0	0	3	0	0	0	8	26	6	1	7	.244
Mar 07	TEXAS	32	0	6	0	1	0	0	7	5	0	1	1	0	0	0	1	11	27	15	1	10	.240
Mar 08	TEXAS	32	8	8	6	2	0	1	13	5	0	4	1	1	0	0	0	14	27	9	0	6	.240
Mar 09	TEXAS	31	4	6	2	2	0	0	8	4	0	2	0	0	0	2	0	8	27	9	1	9	.237
Mar 10	TEXAS	23	9	7	6	0	0	1	10	7	0	3	0	0	1	1	0	5	21	3	0	5	.240
*Mar 22	UTAH	33	7	11	4	3	0	0	14	3	0	1	1	0	0	1	1	8	27	7	2	6	.247
*Mar 23	UTAH	46	7	15	7	2	0	2	23	3	1	0	1	0	1	1	0	4	36	13	1	9	.253
*Mar 24	UTAH	32	7	7	3	0	0	0	7	3	0	2	0	0	1	1	0	3	27	9	1	6	.251
*Mar 29	at Washington State	36	7	9	7	3	0	0	12	3	0	4	0	0	0	2	0	13	27	7	0	7	.251
*Mar 30	at Washington State	34	8	12	6	3	0	1	18	5	0	2	0	0	1	2	1	8	27	11	0	7	.257
*Mar 31	at Washington State	42	14	17	13	7	0	2	30	4	0	1	0	1	0	2	1	7	27	11	0	8	.266
Apr 02	FRESNO STATE	27	2	5	2	2	0	0	7	3	1	0	1	1	1	1	0	7	27	7	1	7	.262
*Apr 05	UCLA	35	3	10	3	3	0	1	16	4	1	1	0	0	1	0	0	7	27	8	1	11	.264
*Apr 06	UCLA	35	5	6	5	1	0	1	10	4	0	0	0	1	0	0	0	11	27	11	1	8	.259
*Apr 07	UCLA	33	7	7	7	1	0	4	20	1	0	0	0	0	1	0	0	13	27	10	1	1	.258
Apr 09	at San Francisco	33	11	11	10	3	0	2	20	12	0	1	1	2	0	1	3	5	27	11	0	10	.261
*Apr 12	WASHINGTON	32	8	9	8	3	0	2	18	1	0	3	0	0	1	1	0	8	27	8	1	3	.261
*Apr 13	WASHINGTON	28	3	6	2	1	0	0	7	3	1	0	0	0	0	1	0	9	27	4	0	5	.260
*Apr 14	WASHINGTON	34	6	13	4	0	0	1	16	3	0	0	1	0	0	1	0	8	27	8	1	8	.264
Apr 16	UC DAVIS	33	6	7	4	1	0	2	14	3	0	1	0	2	0	0	0	7	27	11	3	5	.262
*4/18/19	at Oregon	31	5	7	5	2	0	3	18	5	1	1	0	1	0	0	3	8	27	10	1	5	.261
*4/19/19	at Oregon	50	20	24	18	4	0	5	43	4	0	0	0	0	0	0	1	7	27	6	1	7	.272
*4/20/19	at Oregon	33	10	9	10	0	1	2	17	9	0	2	1	0	0	1	0	13	27	8	0	6	.272
Apr 22	GONZAGA	35	11	15	11	4	0	3	28	7	1	1	0	0	2	0	1	3	27	10	1	8	.277
Apr 23	SAN JOSE STATE	38	15	16	14	6	0	5	37	8	0	1	0	0	1	2	0	6	27	10	2	10	.281
*Apr 26	ARIZONA	33	3	7	3	0	0	1	10	0	0	0	0	1	0	1	0	6	27	5	4	5	.279
*Apr 27	ARIZONA	32	13	11	13	3	0	3	23	8	0	0	0	2	0	1	1	4	27	10	0	6	.281
*Apr 28	ARIZONA	34	13	11	13	3	0	4	26	3	0	0	0	2	0	1	0	4	27	8	1	3	.282
Apr 30	at Santa Clara	31	7	6	5	1	0	2	13	4	0	4	0	1	0	1	1	11	27	10	0	3	.280
*May 03	at USC	36	8	14	8	2	0	1	19	3	0	2	1	2	1	2	1	9	27	5	0	9	.283
*May 04	at USC	34	7	5	7	2	0	1	10	5	0	0	1	0	0	0	0	11	27	7	0	5	.280
*May 05	at USC	31	2	4	2	1	0	1	8	2	0	0	0	0	0	0	0	10	24	8	2	4	.276
May 07	SANTA CLARA	31	5	12	4	1	0	0	13	3	0	2	1	1	1	1	1	12	27	17	0	8	.279
*May 10	at Cal	39	10	12	9	2	0	5	29	3	0	1	0	1	0	0	0	10	27	10	1	6	.279
*May 11	at Cal	32	2	8	2	0	1	1	13	5	0	0	0	0	0	0	0	8	24	9	2	8	.279
*May 12	at Cal	36	5	11	5	3	0	2	20	2	0	0	0	0	1	0	1	4	27	6	0	7	.279
May 14	CAL POLY	32	7	10	7	3	0	4	25	2	0	1	0	0	0	0	1	4	27	9	1	3	.280
*May 17	OREGON STATE	33	8	13	6	2	2	1	22	3	0	4	1	2	0	3	0	6	27	11	0	9	.282
*May 19	OREGON STATE	29	2	7	2	1	0	0	8	2	0	0	0	2	0	2	1	5	27	9	0	6	.282
*May 23	at Arizona State	36	5	11	5	2	0	2	19	4	1	3	1	1	1	0	0	6	26	9	0	10	.282
*May 24	at Arizona State	36	6	10	6	4	0	1	17	1	0	0	0	1	1	0	0	11	27	9	0	6	.282
*May 25	at Arizona State	34	3	7	3	0	0	1	10	0	0	1	0	1	0	0	0	13	27	11	0	5	.281
Totals		1739	351	488	317	105	8	75	834	209	8	58	22	37	17	37	22	399	1399	470	40	343	.281



2019 Stanford Baseball
 Team Game-by-Game for Stanford (as of May 25, 2019)
 Pitching (All games)

Date	Opponent	ip	h	r	er	bb	so	2b	3b	hr	wp	bk	hbp	dp	ibb	score	w-l	sv	era
Feb 15	vs Ball State	9.0	5	1	1	0	13	0	1	0	0	0	0	1	0	2-1	1-0	1	1.00
Feb 16	vs Wichita State	9.0	6	4	4	2	14	1	1	1	1	0	0	1	0	5-4	2-0	2	2.50
Feb 17	vs Pepperdine	9.0	5	1	1	4	15	1	1	0	1	0	0	0	0	6-1	3-0	2	2.00
Feb 18	at Grand Canyon	9.0	7	4	2	7	6	0	0	0	0	0	0	0	0	14-4	4-0	2	2.00
Feb 23	UNLV	9.0	8	2	2	1	10	3	0	0	0	0	0	0	0	1-2	4-1	2	2.00
Feb 23	UNLV	9.0	9	2	2	3	6	1	1	0	0	1	0	0	0	3-2	5-1	2	2.00
Feb 24	UNLV	9.0	12	5	5	2	11	4	0	2	0	0	0	1	1	6-5	6-1	2	2.43
Feb 27	SAN FRANCISCO	9.0	7	3	2	3	9	1	0	0	0	0	1	1	0	8-3	7-1	2	2.38
Mar 01	at Cal State Fullerton	9.0	10	3	2	1	10	0	1	0	0	0	0	1	0	4-3	8-1	3	2.33
Mar 01	at Cal State Fullerton	9.0	3	1	1	5	7	1	0	0	0	0	0	2	0	8-1	9-1	3	2.20
Mar 03	at Cal State Fullerton	8.2	9	6	5	6	11	2	0	0	3	1	0	1	0	5-6	9-2	3	2.46
Mar 07	TEXAS	9.0	8	4	4	3	6	0	0	0	2	0	0	2	1	0-4	9-3	3	2.59
Mar 08	TEXAS	9.0	5	1	1	2	9	0	0	0	0	0	0	1	0	8-1	10-3	3	2.47
Mar 09	TEXAS	9.0	5	2	2	5	7	0	0	0	0	0	0	0	0	4-2	11-3	3	2.44
Mar 10	TEXAS	7.0	1	0	0	4	11	0	0	0	0	0	1	0	0	9-0	12-3	3	2.31
*Mar 22	UTAH	9.0	9	4	3	2	10	4	0	0	0	0	1	0	0	7-4	13-3	4	2.35
*Mar 23	UTAH	12.0	11	6	5	3	9	1	0	1	0	0	0	0	0	7-6	14-3	4	2.46
*Mar 24	UTAH	9.0	6	3	2	6	6	0	0	0	2	0	0	2	0	7-3	15-3	5	2.43
*Mar 29	at Washington State	9.0	10	1	1	1	7	2	0	0	1	0	0	2	0	7-1	16-3	6	2.36
*Mar 30	at Washington State	9.0	8	5	5	2	8	1	0	0	0	0	1	1	0	8-5	17-3	7	2.49
*Mar 31	at Washington State	9.0	12	2	2	2	8	1	0	0	0	0	2	1	0	14-2	18-3	7	2.47
Apr 02	FRESNO STATE	9.0	5	0	0	2	9	0	0	0	0	0	0	1	0	2-0	19-3	8	2.36
*Apr 05	UCLA	9.0	9	2	2	4	9	2	0	0	0	0	0	2	0	3-2	20-3	8	2.34
*Apr 06	UCLA	9.0	15	11	10	0	7	3	1	1	1	0	0	2	0	5-11	20-4	8	2.66
*Apr 07	UCLA	9.0	10	10	9	8	3	2	1	0	0	0	1	0	1	7-10	20-5	8	2.91
Apr 09	at San Francisco	9.0	9	1	1	2	6	3	0	0	0	0	1	3	0	11-1	21-5	8	2.84
*Apr 12	WASHINGTON	9.0	9	2	2	1	7	0	0	1	0	0	1	1	0	8-2	22-5	8	2.81
*Apr 13	WASHINGTON	9.0	5	2	2	1	14	2	0	0	0	0	0	0	0	3-2	23-5	9	2.78
*Apr 14	WASHINGTON	9.0	9	1	1	3	13	2	0	0	1	0	0	0	0	6-1	24-5	10	2.72
Apr 16	UC DAVIS	9.0	12	8	6	1	6	0	0	2	0	2	0	0	0	6-8	24-6	10	2.83
*4/18/19	at Oregon	9.0	13	4	3	1	7	2	0	1	0	0	0	2	0	5-4	25-6	11	2.83
*4/19/19	at Oregon	9.0	6	5	5	8	11	0	0	2	1	0	0	3	0	20-5	26-6	11	2.90
*4/20/19	at Oregon	9.0	7	0	0	2	13	1	0	0	0	0	0	2	0	10-0	27-6	11	2.81
Apr 22	GONZAGA	9.0	13	10	9	2	1	1	1	1	0	0	1	0	0	11-10	28-6	11	2.99
Apr 23	SAN JOSE STATE	9.0	12	7	5	1	6	3	0	1	0	0	1	1	0	15-7	29-6	11	3.05
*Apr 26	ARIZONA	9.0	10	6	5	2	11	1	0	1	1	0	0	0	0	3-6	29-7	11	3.10
*Apr 27	ARIZONA	9.0	10	3	3	6	8	2	1	0	0	0	0	2	0	13-3	30-7	11	3.10
*Apr 28	ARIZONA	9.0	9	5	5	6	5	3	1	1	2	0	0	1	0	13-5	31-7	11	3.15
Apr 30	at Santa Clara	9.0	3	1	1	0	8	0	0	1	0	0	0	1	0	7-1	32-7	11	3.10
*May 03	at USC	9.0	8	3	3	2	10	3	1	0	0	0	0	0	0	8-3	33-7	11	3.09
*May 04	at USC	9.0	5	4	4	4	8	0	0	2	1	0	0	1	0	7-4	34-7	12	3.12
*May 05	at USC	8.0	8	4	2	3	7	1	0	0	1	0	0	1	0	2-4	34-8	12	3.10
May 07	SANTA CLARA	9.0	6	1	1	1	6	0	0	0	0	0	1	1	0	5-1	35-8	12	3.05
*May 10	at Cal	9.0	12	7	6	2	11	1	0	3	0	0	0	0	0	10-7	36-8	12	3.12
*May 11	at Cal	8.0	20	18	18	7	4	5	0	5	1	0	0	2	0	2-18	36-9	12	3.46
*May 12	at Cal	9.0	6	2	2	3	12	1	0	1	0	0	0	1	0	5-2	37-9	12	3.42
May 14	CAL POLY	9.0	5	1	1	1	5	1	0	0	0	0	1	2	0	7-1	38-9	12	3.37
*May 17	OREGON STATE	9.0	8	5	5	3	5	0	1	1	1	0	0	0	0	8-5	39-9	13	3.41
*May 19	OREGON STATE	9.0	13	5	5	6	11	2	0	1	1	0	2	1	1	2-5	39-10	13	3.44
*May 23	at Arizona State	8.2	14	6	6	5	9	2	0	0	0	0	1	1	1	5-6	39-11	13	3.49
*May 24	at Arizona State	9.0	5	4	4	3	7	0	0	3	1	0	0	0	0	6-4	40-11	14	3.50
*May 25	at Arizona State	9.0	4	2	2	5	7	1	0	1	0	0	0	2	0	3-2	41-11	15	3.47
Totals		466.1	436	200	180	159	439	67	12	33	22	4	16	50	5	351-200	41-11	15	3.47



**2019 Stanford Baseball
Pitching Leaders for Stanford (as of May 25, 2019)
(All games)**

Hitting minimums - 1 Games 1 AB 3.0 TPA/Game
Pitching minimums - 1 Games 1.0 IP/Game

Earned run avg		Opposing bat avg		Won-loss pct	
1. 28 Williams, Alex	2.48	1. 26 Miller,Erik	.223	1. 28 Williams, Alex	.875
2. 26 Miller,Erik	2.91	2. 28 Williams, Alex	.234	2. 26 Miller,Erik	.778
3. 20 Beck,Brendan	3.68	3. 20 Beck,Brendan	.291	3. 20 Beck,Brendan	.571
Wins		Losses		Saves	
1. 28 Williams, Alex	7	1. 20 Beck,Brendan	3	1. 33 Little,Jack	10
2. 26 Miller,Erik	7	2. 33 Little,Jack	2	2. 42 Weiermiller,Austin	2
3. 42 Weiermiller,Austin	6	26 Miller,Erik	2	3. 18 Jensen, Cody	1
19 Matthiessen,Will	6	19 Matthiessen,Will	2	30 Grech,Zach	1
5. 2 tied at.....	4	5. 2 tied at.....	1	19 Matthiessen,Will	1
Innings pitched		Batters struck out		Appearances	
1. 20 Beck,Brendan	78.1	1. 26 Miller,Erik	85	1. 30 Grech,Zach	27
2. 26 Miller,Erik	74.1	2. 20 Beck,Brendan	73	2. 42 Weiermiller,Austin	23
3. 28 Williams, Alex	54.1	3. 19 Matthiessen,Will	52	3. 33 Little,Jack	22
		4. 39 Palisch,Jacob	44	39 Palisch,Jacob	22
		5. 33 Little,Jack	42	5. 18 Jensen, Cody	17
Games started		Games finished		Games in relief	
1. 26 Miller,Erik	14	1. 33 Little,Jack	19	1. 30 Grech,Zach	27
20 Beck,Brendan	14	2. 42 Weiermiller,Austin	7	2. 42 Weiermiller,Austin	23
3. 28 Williams, Alex	9	3. 18 Jensen, Cody	6	3. 33 Little,Jack	22
4. 39 Palisch,Jacob	7	30 Grech,Zach	6	4. 18 Jensen, Cody	16
19 Matthiessen,Will	7	27 Rudd,Carson	6	5. 39 Palisch,Jacob	15
Wild pitches		Balks		Hit batters	
1. 26 Miller,Erik	10	1. 28 Williams, Alex	2	1. 28 Williams, Alex	5
2. 18 Jensen, Cody	4	2. 26 Miller,Erik	1	2. 27 Rudd,Carson	4
3. 19 Matthiessen,Will	3	18 Jensen, Cody	1	3. 20 Beck,Brendan	3
4. 20 Beck,Brendan	2			26 Miller,Erik	3
5. 3 tied at.....	1			5. 30 Grech,Zach	1
Intentional BB allowed		Runners picked off		Batters SO out looking	
1. 26 Miller,Erik	2	1. 10 Handley,Maverick	7	1. 20 Beck,Brendan	26
2. 30 Grech,Zach	1	2. 39 Palisch,Jacob	1	2. 26 Miller,Erik	20
27 Rudd,Carson	1			3. 33 Little,Jack	13
33 Little,Jack	1			4. 19 Matthiessen,Will	11
				5. 42 Weiermiller,Austin	9
Sac bunts allowed		Sac flies allowed		Hits allowed	
1. 28 Williams, Alex	4	1. 26 Miller,Erik	4	1. 28 Williams, Alex	47
2. 26 Miller,Erik	3	2. 33 Little,Jack	3	2. 26 Miller,Erik	60
39 Palisch,Jacob	3	3. 4 tied at.....	2	3. 20 Beck,Brendan	92
4. 30 Grech,Zach	2				
5. 5 tied at.....	1				
Runs allowed		Earned runs allowed		Walks allowed	
1. 28 Williams, Alex	20	1. 28 Williams, Alex	15	1. 28 Williams, Alex	6
2. 26 Miller,Erik	28	2. 26 Miller,Erik	24	2. 20 Beck,Brendan	19
3. 20 Beck,Brendan	36	3. 20 Beck,Brendan	32	3. 26 Miller,Erik	39
Doubles allowed		Triples allowed		Home runs allowed	
1. 28 Williams, Alex	5	1. 28 Williams, Alex	0	1. 28 Williams, Alex	2
2. 20 Beck,Brendan	12	2. 26 Miller,Erik	1	2. 26 Miller,Erik	4
3. 26 Miller,Erik	13	3. 20 Beck,Brendan	4	3. 20 Beck,Brendan	6



**2019 Stanford Baseball
Batting Leaders for Stanford (as of May 25, 2019)
(All games)**

Hitting minimums - 1 Games 1 AB 3.0 TPA/Game
Pitching minimums - 1 Games 1.0 IP/Game

<p>Batting avg</p> <p>1. 12 Kinamon,Duke .327 2. 19 Mattheissen,Will .317 3. 25 Daschbach,Andrew .310 4. 37 Stowers,Kyle .299 5. 10 Handley,Maverick .291</p> <p>Runs scored</p> <p>1. 25 Daschbach,Andrew 50 2. 29 Wulff,Brandon 47 3. 19 Mattheissen,Will 40 4. 10 Handley,Maverick 39 5. 37 Stowers,Kyle 35</p> <p>Doubles</p> <p>1. 37 Stowers,Kyle 16 2. 10 Handley,Maverick 13 3. 31 Bellafronto,Nick 12 4. 19 Mattheissen,Will 11 12 Kinamon,Duke 11</p> <p>Total bases</p> <p>1. 25 Daschbach,Andrew 120 2. 29 Wulff,Brandon 106 3. 19 Mattheissen,Will 101 4. 37 Stowers,Kyle 95 5. 10 Handley,Maverick 83</p> <p>Sac bunts</p> <p>1. 31 Bellafronto,Nick 5 2. 12 Kinamon,Duke 2 21 Tawa,Tim 2 10 Handley,Maverick 2 11 Wilson,Alec 2</p> <p>Caught stealing</p> <p>1. 37 Stowers,Kyle 4 10 Handley,Maverick 4 3. 44 Robinson,Christian 3 11 Wilson,Alec 3 5. 2 tied at..... 2</p> <p>Strikeouts</p> <p>1. 29 Wulff,Brandon 56 2. 19 Mattheissen,Will 47 3. 21 Tawa,Tim 46 4. 25 Daschbach,Andrew 45 5. 10 Handley,Maverick 34</p> <p>At bats</p> <p>1. 10 Handley,Maverick 199 2. 21 Tawa,Tim 191 3. 19 Mattheissen,Will 189 4. 37 Stowers,Kyle 187 25 Daschbach,Andrew 187</p> <p>Games as sub</p> <p>1. 44 Robinson,Christian 21 11 Wilson,Alec 21 3. 23 Oar,Nick 13 5 Kretzschmar,Austin 13 5. 24 Brueser,Nick 9</p>	<p>Slugging pct</p> <p>1. 25 Daschbach,Andrew .642 2. 29 Wulff,Brandon .582 3. 19 Mattheissen,Will .534 4. 12 Kinamon,Duke .509 5. 37 Stowers,Kyle .508</p> <p>Hits</p> <p>1. 19 Mattheissen,Will 60 2. 10 Handley,Maverick 58 25 Daschbach,Andrew 58 4. 37 Stowers,Kyle 56 5. 12 Kinamon,Duke 52</p> <p>Triples</p> <p>1. 10 Handley,Maverick 3 2. 25 Daschbach,Andrew 2 3. 29 Wulff,Brandon 1 5 Kretzschmar,Austin 1 37 Stowers,Kyle 1</p> <p>Walks</p> <p>1. 29 Wulff,Brandon 33 2. 10 Handley,Maverick 27 3. 19 Mattheissen,Will 25 4. 37 Stowers,Kyle 22 31 Bellafronto,Nick 22</p> <p>Sac flies</p> <p>1. 21 Tawa,Tim 6 2. 31 Bellafronto,Nick 5 3. 37 Stowers,Kyle 4 19 Mattheissen,Will 4 5. 4 tied at..... 3</p> <p>Steal attempts</p> <p>1. 37 Stowers,Kyle 16 2. 10 Handley,Maverick 15 3. 12 Kinamon,Duke 13 4. 44 Robinson,Christian 11 5. 21 Tawa,Tim 6</p> <p>Grounded into DP</p> <p>1. 7 Dieter,Brandon 5 2. 19 Mattheissen,Will 4 10 Handley,Maverick 4 4. 25 Daschbach,Andrew 3 5. 21 Tawa,Tim 2</p> <p>Games played</p> <p>1. 10 Handley,Maverick 52 29 Wulff,Brandon 52 19 Mattheissen,Will 52 25 Daschbach,Andrew 52 5. 21 Tawa,Tim 51</p>	<p>On base pct</p> <p>1. 19 Mattheissen,Will .398 2. 25 Daschbach,Andrew .392 3. 10 Handley,Maverick .387 4. 29 Wulff,Brandon .383 5. 37 Stowers,Kyle .369</p> <p>Runs batted in</p> <p>1. 19 Mattheissen,Will 47 2. 25 Daschbach,Andrew 44 3. 29 Wulff,Brandon 38 4. 21 Tawa,Tim 35 5. 37 Stowers,Kyle 33</p> <p>Home runs</p> <p>1. 29 Wulff,Brandon 17 2. 25 Daschbach,Andrew 16 3. 19 Mattheissen,Will 10 4. 21 Tawa,Tim 8 5. 37 Stowers,Kyle 7</p> <p>Hit by pitch</p> <p>1. 25 Daschbach,Andrew 8 2. 10 Handley,Maverick 6 3. 29 Wulff,Brandon 4 12 Kinamon,Duke 4 5. 2 tied at..... 3</p> <p>Stolen bases</p> <p>1. 37 Stowers,Kyle 12 2. 12 Kinamon,Duke 11 10 Handley,Maverick 11 4. 44 Robinson,Christian 8 5. 21 Tawa,Tim 6</p> <p>Stolen base pct</p> <p>1. 21 Tawa,Tim 1.000 29 Wulff,Brandon 1.000 3. 12 Kinamon,Duke .846 4. 37 Stowers,Kyle .750 5. 10 Handley,Maverick .733</p> <p>Total plate appearances</p> <p>1. 10 Handley,Maverick 237 2. 29 Wulff,Brandon 223 3. 19 Mattheissen,Will 221 4. 25 Daschbach,Andrew 217 5. 37 Stowers,Kyle 215</p> <p>Game starts</p> <p>1. 25 Daschbach,Andrew 52 29 Wulff,Brandon 52 19 Mattheissen,Will 52 4. 21 Tawa,Tim 51 10 Handley,Maverick 51</p>
--------------------------------------------------------------------------------------------------------------------------------------------------------------------------------------------------------------------------------------------------------------------------------------------------------------------------------------------------------------------------------------------------------------------------------------------------------------------------------------------------------------------------------------------------------------------------------------------------------------------------------------------------------------------------------------------------------------------------------------------------------------------------------------------------------------------------------------------------------------------------------------------------------------------------------------------------------------------------------------------------------------------------------------------------------------------------------------------------------------------------------------------------------------------------------------------------------------------------------------------------------------------------------------------------------------------------------------------------------------------------------------------------------------------------------------------------------------------------------------------------------------------------------------------------	----------------------------------------------------------------------------------------------------------------------------------------------------------------------------------------------------------------------------------------------------------------------------------------------------------------------------------------------------------------------------------------------------------------------------------------------------------------------------------------------------------------------------------------------------------------------------------------------------------------------------------------------------------------------------------------------------------------------------------------------------------------------------------------------------------------------------------------------------------------------------------------------------------------------------------------------------------------------------------------------------------------------------------------------------------------------------------------------------------------------------------------------------------------------------------------------------------------------------------------------------------------------------------------------------------------------------------------------------------	--------------------------------------------------------------------------------------------------------------------------------------------------------------------------------------------------------------------------------------------------------------------------------------------------------------------------------------------------------------------------------------------------------------------------------------------------------------------------------------------------------------------------------------------------------------------------------------------------------------------------------------------------------------------------------------------------------------------------------------------------------------------------------------------------------------------------------------------------------------------------------------------------------------------------------------------------------------------------------------------------------------------------------------------------------------------------------------------------------------------------------------------------------------------------------------------------------------------------------------------------------------------------------------------------------------------------------------------------------------------------------------------------------



2019 Stanford Baseball Overall Statistics for Stanford (as of May 25, 2019) (All games Sorted by Batting avg)

Record: 41-11 Home: 21-7 Away: 17-4 Neutral: 3-0 Conference: 22-7

Player	avg	gp-gs	ab	r	h	2b	3b	hr	rbi	tb	slg%	bb	hp	so	gdp	ob%	sf	sh	sb-att	po	a	e	fld%	
12 Kinamon,Duke	.327	43-42	159	34	52	11	0	6	28	81	.509	6	4	28	1	.363	2	2	11-13	87	94	5	.973	
19 Matthiessen,Will	.317	52-52	189	40	60	11	0	10	47	101	.534	25	3	47	4	.398	4	0	0-0	3	1	0	1.000	
25 Daschbach,Andrew	.310	52-52	187	50	58	10	2	16	44	120	.642	19	8	45	3	.392	3	0	1-2	380	30	4	.990	
37 Stowers,Kyle	.299	48-48	187	35	56	16	1	7	33	95	.508	22	1	25	1	.369	4	1	12-16	108	1	2	.982	
10 Handley,Maverick	.291	52-51	199	39	58	13	3	2	19	83	.417	27	6	34	4	.387	3	2	11-15	402	42	6	.987	
29 Wulff,Brandon	.264	52-52	182	47	48	5	1	17	38	106	.582	33	4	56	0	.383	3	1	5-5	87	3	1	.989	
21 Tawa,Tim	.246	51-51	191	30	47	9	0	8	35	80	.419	8	3	46	2	.279	6	2	6-6	56	131	10	.949	

5 Kretzschmar,Austin	.455	13-0	11	3	5	0	1	0	1	7	.636	1	0	2	0	.500	0	0	0-0	4	8	0	1.000	
44 Robinson,Christian	.295	42-21	88	15	26	7	0	0	9	33	.375	14	1	17	0	.394	1	0	8-11	60	1	1	.984	
16 Martinez, Vincent	.286	6-1	7	0	2	0	0	0	0	2	.286	0	0	2	0	.286	0	0	0-0	9	0	1	.900	
23 Oar,Nick	.267	13-0	15	2	4	0	0	0	0	4	.267	1	0	6	0	.313	0	0	0-0	0	0	0	.000	
31 Bellafronto,Nick	.264	40-37	110	28	29	12	0	4	26	53	.482	22	2	33	1	.381	5	5	1-2	25	67	4	.958	
24 Brueser,Nick	.232	35-26	82	11	19	6	0	2	16	31	.378	18	1	24	0	.365	3	1	2-3	65	3	1	.986	
7 Dieter,Brandon	.211	28-21	71	7	15	2	0	1	12	20	.282	6	2	17	5	.288	1	1	0-2	33	42	1	.987	
11 Wilson,Alec	.167	33-12	48	7	8	3	0	1	7	14	.292	5	2	12	1	.268	1	2	1-4	31	2	1	.971	
2 Molfetta,Christian	.100	7-2	10	2	1	0	0	1	1	4	.400	1	0	3	0	.182	0	0	0-0	19	1	1	.952	
15 Burton, Grant	.000	4-0	2	1	0	0	0	0	1	0	.000	1	0	2	0	.250	1	0	0-1	1	0	0	1.000	
6 Sehgal,Zach	.000	2-0	1	0	0	0	0	0	0	0	.000	0	0	0	0	.000	0	0	0-0	0	0	0	.000	
Totals	.281	52	1739	351	488	105	8	75	317	834	.480	209	37	399	22	.363	37	17	58-80	1399	470	40	.979	
Opponents	.249	52	1751	200	436	67	12	33	186	626	.358	159	16	439	35	.314	17	17	21-31	1345	444	64	.965	

LOB - Team (343), Opp (361). DPs turned - Team (50), Opp (36). IBB - Team (8), Matthiessen 5, Kinamon,D 2, Daschbach 1, Opp (5). Picked off - Handley,M 3, Stowers,K 1, Tawa,T 1, Kinamon,D 1, Brueser,N 1, Wilson,A 1, Robinson,C 1.

(All games Sorted by Earned run avg)

Player	era	w-l	app	gs	cg	sho	sv	ip	h	r	er	bb	so	2b	3b	hr	b/avg	wp	hp	bk	sfa	sha
28 Williams, Alex	2.48	7-1	13	9	0	0/1	0	54.1	47	20	15	6	35	5	0	2	.234	0	5	2	2	4
26 Miller,Erik	2.91	7-2	14	14	0	0/2	0	74.1	60	28	24	39	85	13	1	4	.223	10	3	1	4	3
20 Beck,Brendan	3.68	4-3	14	14	0	0/0	0	78.1	92	36	32	19	73	12	4	6	.291	2	3	0	2	1

7 Dieter,Brandon	0.00	0-0	1	0	0	0/0	0	1.1	0	0	0	0	1	0	0	0	.000	0	0	0	0	0
42 Weiermiller,Austin	1.71	6-0	23	0	0	0/2	2	31.2	24	8	6	14	40	4	1	1	.212	1	0	0	1	1
27 Rudd,Carson	3.15	0-0	14	0	0	0/1	0	20.0	16	8	7	10	13	0	0	0	.229	0	4	0	0	0
30 Grech,Zach	3.32	2-0	27	0	0	0/1	1	40.2	41	16	15	7	24	9	0	3	.266	1	1	0	2	2
33 Little,Jack	3.71	3-2	22	0	0	0/1	10	34.0	28	15	14	11	42	4	1	4	.228	0	0	0	3	1
18 Jensen, Cody	3.90	1-0	17	1	0	0/1	1	27.2	23	12	12	11	26	3	1	3	.230	4	0	1	1	1
19 Matthiessen,Will	3.91	6-2	14	7	0	0/1	1	48.1	40	21	21	19	52	10	2	4	.223	3	0	0	0	1
39 Palisch,Jacob	4.35	4-1	22	7	0	0/0	0	51.2	59	27	25	17	44	7	2	3	.288	1	0	0	2	3
40 Lopez, Nicolas	15.00	1-0	3	0	0	0/0	0	3.0	4	5	5	3	4	0	0	1	.333	0	0	0	0	0
38 Baggett,Ben	36.00	0-0	2	0	0	0/0	0	1.0	2	4	4	3	0	0	0	2	.400	0	0	0	0	0
Totals	3.47	41-11	52	52	0	3/3	15	466.1	436	200	180	159	439	67	12	33	.249	22	16	4	17	17
Opponents	5.86	11-41	52	52	0	1/1	6	448.1	488	351	292	209	399	105	8	75	.281	47	37	4	37	17

PB - Team (5), Handley,M 3, Martinez,V 2, Opp (9). Pickoffs - Team (8), Handley,M 7, Palisch,J 1, Opp (9). SBA/ATT - Handley,M (16-26), Palisch,J (6-6), Williams,A (5-6), Miller,E (5-6), Rudd,C (1-3), Beck,B (1-3), Martinez,V (3-3), Molfetta,C (2-2), Matthiessen (0-2), Little,J (1-2), Weiermiller (2-2), Jensen,C (0-1).



2019 Stanford Baseball Conference statistics for Stanford (as of May 25, 2019) (Conference games only Sorted by Batting avg)

Record: 22-7 Home: 10-4 Away: 12-3 Conference: 22-7

Player	avg	gp-gs	ab	r	h	2b	3b	hr	rbi	tb	slg%	bb	hp	so	gdp	ob%	sf	sh	sb-att	po	a	e	fld%	
25 Daschbach,Andrew	.345	29-29	110	31	38	9	2	9	26	78	.709	11	3	24	2	.419	0	0	1-1	199	15	1	.995	
37 Stowers,Kyle	.336	29-29	116	19	39	12	0	5	19	66	.569	11	0	15	0	.388	2	1	7-8	68	0	1	.986	
19 Matthiessen,Will	.310	29-29	113	22	35	6	0	5	30	56	.496	10	2	28	4	.367	3	0	0-0	1	1	0	1.000	
12 Kinamon,Duke	.303	28-28	109	23	33	7	0	5	21	55	.505	2	3	19	1	.328	2	1	7-7	54	59	4	.966	
10 Handley,Maverick	.291	29-29	117	22	34	6	1	2	7	48	.410	12	4	21	1	.370	2	2	5-8	236	24	5	.981	
21 Tawa,Tim	.283	29-29	106	18	30	3	0	6	24	51	.481	4	1	24	1	.302	5	1	1-1	35	64	5	.952	
29 Wulff,Brandon	.282	29-29	110	31	31	4	0	11	22	68	.618	16	2	36	0	.377	2	1	1-1	54	2	1	.982	
31 Bellafronto,Nick	.194	25-24	72	17	14	5	0	3	15	28	.389	11	1	24	0	.299	3	4	0-1	17	41	2	.967	

23 Oar,Nick	.667	5-0	6	1	4	0	0	0	0	4	.667	1	0	1	0	.714	0	0	0-0	0	0	0	.000	
5 Kretzschmar,Austin	.500	6-0	8	2	4	0	1	0	0	6	.750	1	0	2	0	.556	0	0	0-0	1	3	0	1.000	
2 Molfetta,Christian	.500	2-0	2	1	1	0	0	1	1	4	2.000	0	0	0	0	.500	0	0	0-0	0	0	0	.000	
44 Robinson,Christian	.256	24-8	39	5	10	1	0	0	2	11	.282	7	1	7	0	.375	1	0	4-6	36	1	0	1.000	
7 Dieter,Brandon	.250	11-6	24	2	6	1	0	1	8	10	.417	0	0	8	2	.240	1	0	0-0	8	14	0	1.000	
24 Brueser,Nick	.220	22-18	59	8	13	4	0	0	10	17	.288	8	0	18	0	.309	1	0	2-2	46	1	1	.979	
11 Wilson,Alec	.077	14-3	13	1	1	0	0	0	0	1	.077	1	1	4	0	.200	0	0	0-0	11	0	0	1.000	
15 Burton, Grant	.000	4-0	2	1	0	0	0	0	1	0	.000	1	0	2	0	.250	1	0	0-1	1	0	0	1.000	
16 Martinez, Vincent	.000	3-0	2	0	0	0	0	0	0	0	.000	0	0	1	0	.000	0	0	0-0	5	0	0	1.000	
6 Sehgal,Zach	.000	1-0	1	0	0	0	0	0	0	0	.000	0	0	0	0	.000	0	0	0-0	0	0	0	.000	
Totals	.290	29	1009	204	293	58	4	48	186	503	.499	96	18	234	11	.355	23	10	28-36	785	248	21	.980	
Opponents	.270	29	1002	132	271	45	6	25	125	403	.402	101	9	247	21	.339	12	8	13-18	766	248	37	.965	

LOB - Team (186), Opp (215). DPs turned - Team (30), Opp (17). IBB - Team (5), Matthiessen 3, Kinamon,D 1, Daschbach 1, Opp (3). Picked off - Handley,M 2, Robinson,C 1, Stowers,K 1.

(Conference games only Sorted by Earned run avg)

Player	era	w-l	app	gs	cg	sho	sv	ip	h	r	er	bb	so	2b	3b	hr	b/avg	wp	hp	bks	sfa	sha
26 Miller,Erik	3.04	5-2	10	10	0	0/1	0	53.1	46	22	18	28	56	9	1	3	.238	7	3	0	4	3
19 Matthiessen,Will	4.33	5-2	9	6	0	0/0	1	35.1	31	17	17	12	37	8	1	4	.233	2	0	0	0	0
20 Beck,Brendan	4.38	4-1	10	10	0	0/0	0	51.1	66	28	25	17	45	10	2	6	.308	1	3	0	2	1

7 Dieter,Brandon	0.00	0-0	1	0	0	0/0	0	1.1	0	0	0	0	1	0	0	0	.000	0	0	0	0	0
42 Weiermiller,Austin	2.04	4-0	14	0	0	0/1	2	17.2	15	4	4	11	21	3	1	1	.234	1	0	0	1	1
30 Grech,Zach	2.45	0-0	15	0	0	0/1	1	25.2	24	8	7	2	19	6	0	1	.250	1	1	0	1	0
28 Williams, Alex	3.00	1-0	3	0	0	0/0	0	6.0	2	2	2	0	4	0	0	0	.100	0	0	0	0	0
33 Little,Jack	4.43	1-1	14	0	0	0/0	6	22.1	17	11	11	8	25	3	0	3	.215	0	0	0	2	1
39 Palisch,Jacob	5.18	2-1	13	3	0	0/0	0	24.1	32	16	14	9	18	3	1	1	.330	0	0	0	1	2
27 Rudd,Carson	5.19	0-0	8	0	0	0/0	0	8.2	13	5	5	8	6	0	0	0	.371	0	2	0	0	0
18 Jensen, Cody	7.82	0-0	8	0	0	0/0	1	12.2	19	11	11	2	12	3	0	3	.358	3	0	0	1	0
40 Lopez, Nicolas	22.50	0-0	2	0	0	0/0	0	2.0	4	5	5	3	3	0	0	1	.444	0	0	0	0	0
38 Baggett,Ben	27.00	0-0	1	0	0	0/0	0	1.0	2	3	3	1	0	0	0	2	.400	0	0	0	0	0
Totals	4.20	22-7	29	29	0	1/1	11	261.2	271	132	122	101	247	45	6	25	.270	15	9	0	12	8
Opponents	6.10	7-22	29	29	0	0/0	4	255.1	293	204	173	96	234	58	4	48	.290	18	18	2	23	10

PB - Team (4), Handley,M 3, Martinez,V 1, Opp (4). Pickoffs - Team (7), Handley,M 6, Palisch,J 1, Opp (4). SBA/ATT - Handley,M (13-18), Miller,E (5-5), Palisch,J (3-3), Little,J (1-2), Beck,B (1-2), Rudd,C (1-2), Weiermiller (2-2), Matthiessen (0-1), Jensen,C (0-1).

