

# STANFORD

## MEN'S BASKETBALL

Stanford Athletic Communications  
 Doug Drabik • Assistant Director  
 Cell: 650.683.5528  
 ddrabik@stanford.edu

California • March 7 • T-Mobile Arena • Las Vegas, Nev. • 2:30 p.m. PT • Pac-12 Network

### SCHEDULE

Date	Opponent.....	Time
N10	Cal Poly.....	W, 87-62
N12	Pacific.....	W, 89-80
N14	Eastern Washington.....	L, 67-61
N17	Northeastern.....	W, 73-59
N20	#9 North Carolina.....	L, 96-72
N23	vs. #7 Florida (1).....	L, 108-87
N24	vs. Ohio State (1).....	L, 79-71
N 26	vs. Portland State (1).....	L, 87-78
N29	Montana.....	W, 70-54
D3	at Long Beach State.....	L, 76-68
D15	Denver.....	W, 75-62
D17	San Francisco.....	W, 71-59
D21	vs. #14 Kansas (2).....	L, 75-54
D30	• California.....	L, 77-74
J4	• UCLA.....	W, 107-99 (2OT)
J7	• USC.....	W, 77-76
J11	• at Washington State.....	W, 79-70
J13	• at Washington.....	W, 73-64
J17	• #16 Arizona State.....	W, 86-77
J20	• #14 Arizona.....	L, 75-73
J24	• at USC.....	L, 69-64
J27	• at UCLA.....	L, 89-73
F1	• Oregon State.....	W, 80-71
F3	• Oregon.....	W, 96-61
F8	• at Utah.....	L, 75-60
F11	• at Colorado.....	L, 64-56
F18	• at California.....	W, 77-73
F22	• Washington.....	W, 94-78
F24	• Washington State.....	W, 86-84
M1	• at #19 Arizona.....	L, 75-67
M3	• at Arizona State.....	W, 84-83
M7	vs. California (3).....	2:30 p.m.

(1) PK80 Invitational - Portland, Ore.

(2) Golden1 Credit Union Center - Sacramento, Calif.

(3) Pac-12 Tournament, T-Mobile Arena - Las Vegas, Nev.

Home games in **BOLD** | • Pac-12 Conference game



No. 12 seed California..... 8-23, 2-16  
 No. 5 seed Stanford..... 17-14, 11-7  
 Series Record..... California leads 149-121  
 Television....Pac-12 Network [Roxy Bernstein, Don MacLean, Jill Savage]  
 Radio..... Cardinal Sports Network [Scott Reiss, John Platz]



### STANFORD MEETS CALIFORNIA IN PAC-12 TOURNAMENT WEDNESDAY

No. 5 seed Stanford will meet its Bay Area rival in No. 12 seed California Wednesday in the opening round of the Pac-12 Tournament at T-Mobile Arena in Las Vegas. The Cardinal split the regular-season series with the Golden Bears. Stanford has won eight of the past 12 meetings.

### STANFORD IN THE PAC-12 TOURNAMENT

- 16-19 all-time record in the conference tournament
- Defeated Washington (77-66) March 13, 2004 to capture its conference tournament title
- 1-1 all-time against California in the conference tournament
  - No. 6 seed Stanford defeated No. 3 seed Cal (77-61) March 9, 1990 in Tempe, Arizona
  - No. 2 seed Cal defeated No. 7 seed Stanford (77-71) March 8, 2012 in Los Angeles, California
- 0-2 as the No. 5 seed, both times playing the No. 4 seed in 2002 and 2006 prior to the conference expanding to 12 teams. Lost to No. 4 USC (103-78) in 2002 and No. 4 Arizona (73-68) in 2006

### CARDINAL IN CONFERENCE PLAY

Stanford finished with 11 conference wins, its most in 10 seasons (13-5 in 2008) and five more than last season's league win total. The Cardinal tied for third in the conference, its highest finish in the standings since a second-place finish in 2008. Stanford has posted 10 or more conference wins just three times over the last 10 seasons. Stanford opened Pac-12 play with a 5-1 mark for the second time in the last 14 seasons. In January, the Cardinal won five consecutive conference games for the first time in 10 seasons and posted its first conference road sweep (Washington/Washington State) in eight seasons.

### STANFORD TRIO EARN PAC-12 HONORS

Junior Reid Travis was a First Team All-Pac-12 selection for the second consecutive season, while senior Dorian Pickens was an honorable mention All-Pac-12 pick and freshman Daejon Davis was one of five members on the Pac-12 All-Freshman Team as selected by the coaches. Travis, the conference's only repeat first-team pick, is the first Cardinal repeat First Team All-Pac-12 selection since Chasson Randle (2014 and 2015). Davis is the first Cardinal to make the Pac-12 All-Freshman Team since Randle was selected to the squad in 2012.

### PROJECTED LINEUP

No.	Name	Pos.	Yr.	Ht.	Wt.	PPG.	RPG.	Notes
1	Daejon Davis	G	Fr.	6-3	175	10.6	5.0 (a)	Has started all 29 games he's played, 4th in Pac-12 in assists (5.0 overall/5.5 conf.)
0	KZ Okpala	F	Fr.	6-8	195	9.8	3.6	Has played in last 19 games, started 17, averaging 12.6 ppg in last five contests
11	Dorian Pickens	F	Sr.	6-5	215	15.4	3.8	1st-year captain, Pac-12 Scholar-Athlete of the Year, 186 career threes- 9th at Stanford
22	Reid Travis	F	Jr.	6-8	245	19.6	8.2	3-year captain, 2-time First Team All-Pac-12 pick, 3rd in conf. in scoring, 4th in rebounding
10	Michael Humphrey	F	Sr.	6-9	245	10.4	7.0	1st-year captain, passed 1,000-point milestone with six points at Arizona Thursday

### OFF THE BENCH

13	Oscar da Silva	F	Fr.	6-9	210	6.0	4.7	Speaks six languages fluently, second on roster in blocks (27)
20	Josh Sharma	C	So.	7-0	220	3.3	2.4	Career-high 14 points on 7-for-7 from floor in win over Arizona State
2	Robert Cartwright	G	So.	6-2	180	5.3	2.6 (a)	Has seen action in 24 games, averaging 2.6 assists per contest
33	Trevor Stanback	F	Fr.	6-11	220	1.0	0.9	Career-highs in points (5), rebounds (5), blocks (3), minutes (19) at Colorado
4	Isaac White	G	Fr.	6-1	185	6.9	1.3	Second on the team with 38 threes, posted five threes in a game twice
5	Kodye Pugh	F	Fr.	6-8	205	1.1	0.5	Has seen action in 15 games, missed several contests earlier with an ankle injury
25	Blake Pagon	G	So.	6-4	190	0.0	0.8	Has played in 12 games overall, averaging 6.9 minutes



## QUICK FACTS

Location ..... Stanford, Calif.  
 Founded ..... 1891  
 Enrollment ..... 16,770 (6,999 undergraduate)  
 Nickname ..... Cardinal  
 Colors ..... Cardinal and White  
 Conference ..... Pac-12  
 President ..... Marc Tessier-Lavigne  
 Director of Athletics ..... Bernard Muir  
 Faculty Representative ..... Pat Jones  
 Ticket Office Phone ..... 1-800-STANFORD  
 Home Arena (Capacity) ..... Maples Pavilion (7,233)  
 Web Site ..... www.gostanford.com

## HISTORY

First Year ..... 1913-14 (103 seasons)  
 All-Time Record ..... 1,505-1,130 (.571)  
 NCAA National Championships ..... 1 (1942)  
 NCAA Tournament Appearances ..... 17  
 NCAA Final Four Appearances ..... 1998  
 Last NCAA Tournament Appearance ..... 2014

## TEAM INFORMATION

2016-17 Record ..... 14-17  
 ..... Home: 10-5 Away: 1-10 Neutral: 3-2  
 2016-17 Conference Record ..... 6-12  
 Conference Finish ..... 9th  
 Starters Returning/Lost ..... 4/1  
 Letterwinners Returning/Lost ..... 10/4

## COACHING STAFF

Anne and Tony Joseph Director of Men's Basketball ....  
 ..... Jerod Haase  
 Seasons ..... Second at Stanford, Sixth overall  
 Alma Mater ..... Kansas '97  
 Stanford Record ..... 31-31 (Second Season)  
 Career Record ..... 111-84 (Sixth Season)  
 James C. Gaither Assistant Coach of Men's Basketball .  
 ..... Jeff Wulbrun (Second Season)  
 Alma Mater ..... Cal State Fullerton '84  
 Assistant Coach ..... Adam Cohen (Second Season)  
 Alma Mater ..... Arizona '08  
 Assistant Coach ..... Jesse Pruitt (Second Season)  
 Alma Mater ..... UC Davis '05

## SUPPORT STAFF

Assistant to the Head Coach ..... Tom Orlich  
 Director of Operations ..... John Janovsky  
 Director of Basketball Development ..... Brandon Dunson  
 Athletic Trainer ..... Dominic Vincentini  
 Sports Performance Coach ..... Cory Schlesinger

## COMMUNICATIONS

Assistant AD/Communications ..... Brian Risso  
 Asst. Dir. [MBB Contact] ..... Doug Drabik  
 Asst. Dir. [Secondary MBB Contact] ... Regina Verlengiere

## PRONUNCIATIONS

Jerod **HAASE** ..... (rhymes with class)  
**DORIAN** Pickens ..... (DOOR-E-N)  
**DAEJON** Davis ..... (DAY-jon)  
**KEZIE** Okpala ..... (KZ)  
**KODYE** Pugh ..... (Cody)  
**ISAAC** White ..... (EYE-ZACK)  
 Blake **PAGON** ..... (PAY-gen)

## PICKENS VOTED SCHOLAR-ATHLETE OF THE YEAR

Senior Dorian Pickens was named the Pac-12 Scholar-Athlete of the Year on Monday. The senior was also a First Team Pac-12 All-Academic selection for the third consecutive year, as announced on Tuesday. Pickens, an All-Pac-12 pick for his performance on the court as well, owns a 3.42 cumulative grade-point average in communications. He was recently voted to the CoSIDA Academic All-District Team and is on the ballot for the CoSIDA Academic All-America team.

## R2T2

Fresh off his second consecutive First Team All-Pac-12 selection, All-America candidate Reid Travis has established himself as one of the top players at his position in the nation. He ranks in the top-four of the Pac-12 in 10 categories. The forward has five double-doubles in his last seven games, coming off a 24-point, 14-rebound performance in the win at Arizona State. In Travis' last five games, the forward is averaging 22.6 points and 10.8 rebounds in leading Stanford to 4-1 record during that span.

## AGAINST CALIFORNIA

Stanford and California meet for the 271st time. The Golden Bears hold a 149-121 edge. The Cardinal has won eight of its past 12 meetings with the Bears. Stanford and California split the two meetings during the regular season, with each team winning on the road. The Cardinal posted a 77-73 victory in Berkeley on Feb. 28.

## CARDINAL PLAYERS AGAINST CALIFORNIA

Eleven active Stanford players have faced California previously. Junior Reid Travis is averaging 14.4 ppg in five contests and senior Dorian Pickens is averaging 11.0 ppg in seven contests.

<i>Player vs. California</i>	<i>Games</i>	<i>Minutes</i>	<i>Points</i>	<i>Rebounds</i>
Michael Humphrey	8	172	63	51
Dorian Pickens	7	197	77	24
Josh Sharma	6	69	19	21
Robert Cartwright	6	82	24	8 (assists)
Reid Travis	5	147	72	38
Daejon Davis	2	57	25	8 (assists)
KZ Okpala	2	70	20	8
Oscar da Silva	2	35	9	5
Isaac White	2	11	0	2
Kodye Pugh	1	2	0	1
Trevor Stanback	1	2	0	0

## PICKENS AMONG THREE-POINT LEADERS FROM MAJOR CONFERENCES IN LAST 8

Dorian Pickens' 27 threes in the last eight games ranks as the 12th-most among players from the six major conferences (ACC, BIG EAST, Big Ten, Big 12, Pac-12, SEC) in that span. (March 5)

## 2017-18 ROSTER

<b>NO.</b>	<b>NAME</b>	<b>POS.</b>	<b>HT.</b>	<b>WT.</b>	<b>YR.</b>	<b>HOMETOWN (HIGH SCHOOL)</b>
0	KZ Okpala	F	6-8	195	Fr.	Orange County, Calif. (Esperanza HS)
1	Daejon Davis	G	6-3	175	Fr.	Seattle, Wash. (Garfield HS)
2	Robert Cartwright	G	6-2	180	Jr.	Pasadena, Calif. (Flintridge Prep)
4	Isaac White	G	6-1	185	Fr.	Adelaide, Australia (Sacred Heart College)
5	Kodye Pugh	F	6-8	205	Fr.	Baltimore, Md. (Blair Academy (New Jersey))
10	Michael Humphrey	F	6-9	245	Sr.	Phoenix, Ariz. (Sunnyslope HS)
11	Dorian Pickens	G	6-5	215	Sr.	Phoenix, Ariz. (Pinnacle HS)
13	Oscar da Silva	F	6-9	210	Fr.	Munich, Germany (Ludwig Gymnasium)
14	Marcus Sheffield	G	6-5	180	Jr.	Alpharetta, Ga. (Chattahoochee HS)
15	Rodney Herenton	G	6-1	155	So.	Chicago, Ill. (Stevenson HS)
20	Josh Sharma	C	7-0	220	Jr.	Lexington, Mass. (N. Mount Hemon School)
21	Cameron Walker	F	6-7	200	Jr.	Santa Maria, Calif. (Righetti HS)
22	Reid Travis	F	6-8	245	Jr.	Minneapolis, Minn. (DeLaSalle HS)
25	Blake Pagon	G	6-4	190	So.	Haymarket, Va. (Battlefield HS)
33	Trevor Stanback	F	6-11	220	So.	Pasadena, Calif (Maranatha HS)



**TRAVIS AMONG RARE COMPANY**

Junior Reid Travis is one of just nine players in Stanford history with at least 1,300 career points and 700 career rebounds. He enters Wednesday's Pac-12 Tournament game vs. California with 1,352 points and 706 rebounds.

**Stanford players with at least 1,300 points and 700 rebounds**

<b>Player (Years)</b>	<b>Games</b>	<b>Points</b>	<b>Rebounds</b>
Adam Keefe (1988-92)	125	2,319	1,119
Kimberly Belton (1976-80)	107	1,616	955
Howard Wright (1985-89)	124	1,599	860
John Revelli (1980-84)	100	1,592	798
Tim Young (1994-99)	132	1,544	1,070
Dwight Powell (2010-14)	136	1,465	853
Tom Dose (1961-64)	75	1,441	755
Rich Kelley (1972-75)	76	1,412	944
<b>Reid Travis (2015-present)</b>	<b>94</b>	<b>1,352</b>	<b>706</b>

**TRAVIS AMONG NATION'S ELITE POST PLAYERS**

Junior Reid Travis is third in the Pac-12 in scoring (19.6 ppg) and fourth in rebounding (8.2 rpg). Travis and Arizona's DeAndre Ayton are the lone players to rank in the top five of the conference in both scoring and rebounding. Travis ranks in the top four in the Pac-12 in 10 categories overall. The junior posted a career-high 33 points in the win over Washington in February. He became the 45th member of Stanford's 1,000-point club earlier this year and enters Wednesday's Pac-12 Tournament game with 1,352 points and 706 rebounds in his 94-game career so far.

**Travis ranks in the top four in the Pac-12 in 10 categories**

<b>Category</b>	<b>Conference Rank</b>	<b>Total</b>
Free Throws Attempted	1	222
Total Field Goals Attempted	1	418
Total Field Goals Made	2	220
Free Throws Made	2	150
Total Points	2	607
Double Doubles	3	12
Offensive Rebounding Average	3	2.8
Scoring Average	3	19.6
Rebounding Average	4	8.2
Total Rebounds	4	254

**TRAVIS COMPARED TO THE KARL MALONE AWARD FINALISTS**

While Reid Travis was not included among the recently-announced 10 finalists for the Karl Malone Power Forward of the Year Award, his stats stack up with the listed finalists below. Stanford's strength of schedule is the fifth-highest among teams with the listed finalists.

<b>Player</b>	<b>School</b>	<b>Scoring</b>	<b>Rebounding</b>	<b>RPI</b>	<b>SOS</b>
Luke Maye	North Carolina	17.7	10.1	6	1
Robert Williams	Texas A&M	10.5	9.0	24	10
Marvin Bagley III	Duke	20.7	11.2	4	14
Wendell Carter Jr.	Duke	14.1	9.5	4	14
<b>Reid Travis</b>	<b>Stanford</b>	<b>19.6</b>	<b>8.2</b>	<b>75</b>	<b>25</b>
Yante Maten	Georgia	19.4	8.8	83	47
Gary Clark	Cincinnati	12.7	8.2	7	54
DeAndre Ayton	Arizona	19.9	11.4	18	63
Nick King	Middle Tennessee	21.2	8.4	28	71
Jordan Murphy	Minnesota	16.8	11.3	171	110
Mike Daum	South Dakota St.	23.8	10.4	50	203

**GAME-BY-GAME STARTERS**

<b>Opponent</b>	<b>G</b>	<b>G</b>	<b>F</b>	<b>F</b>	<b>C</b>
<b>Cal Poly</b>	Cartwright	White	Pickens	Travis	Humphrey
<b>Pacific</b>	Davis	White	Pickens	Travis	Humphrey
<b>E. Washington</b>	Davis	White	da Silva	Travis	Humphrey
<b>Northeastern</b>	Davis	White	da Silva	Travis	Humphrey
<b>North Carolina</b>	Davis	White	da Silva	Travis	Humphrey
vs. Florida	Davis	White	da Silva	Travis	Humphrey
vs. Ohio State	Davis	White	da Silva	Travis	Humphrey
vs. Portland State	Davis	White	da Silva	Travis	Humphrey
<b>Montana</b>	Davis	Cartwright	da Silva	Travis	Humphrey
at Long Beach State	Cartwright	White	da Silva	Travis	Humphrey
<b>Denver</b>	Davis	Cartwright	Pugh	Travis	Humphrey
<b>San Francisco</b>	Davis	Cartwright	da Silva	Travis	Humphrey
vs. Kansas	Davis	Cartwright	da Silva	Travis	Humphrey
<b>California</b>	Davis	Okpala	Pickens	Travis	Humphrey
<b>UCLA</b>	Davis	Okpala	Pickens	Travis	Humphrey
<b>USC</b>	Davis	Okpala	Pickens	Travis	Humphrey
at WSU	Davis	da Silva	Pickens	Travis	Humphrey
at Washington	Davis	Okpala	Pickens	Travis	Humphrey
<b>Arizona State</b>	Davis	Okpala	Pickens	Travis	Humphrey
<b>Arizona</b>	Davis	Okpala	Pickens	Travis	Humphrey
at USC	Davis	Okpala	Pickens	Travis	Humphrey
at UCLA	Davis	Okpala	Pickens	Travis	Humphrey
<b>Oregon State</b>	Davis	Okpala	Pickens	Travis	Humphrey
<b>Oregon</b>	Davis	Okpala	Pickens	Travis	Humphrey
at Utah	Davis	Okpala	Pickens	Travis	Humphrey
at Colorado	Davis	Okpala	Pickens	Travis	Humphrey
at California	Davis	Okpala	Pickens	Travis	Humphrey
<b>Washington</b>	Davis	Okpala	Pickens	Travis	Humphrey
<b>WSU</b>	Davis	Okpala	Pickens	Travis	Humphrey
at Arizona	Davis	Okpala	Pickens	Travis	Humphrey
at Arizona State	Davis	Okpala	Pickens	Travis	Humphrey

**CAREER STARTS**

<b>Name</b>	<b>Career</b>	<b>2017-18</b>
Michael Humphrey	89	31
Dorian Pickens	71	20
Reid Travis	78	31
Robert Cartwright	19	6
Marcus Sheffield	9	-
Isaac White	9	9
Daejon Davis	29	29
Oscar da Silva	11	11
KZ Okpala	17	17
Kodye Pugh	1	1
Cameron Walker	1	-



**Stanford's Record When**

Scoring First	11-4
Opponent Scores First	6-10
Lead at Half	14-3
Trail at Half	3-10
Tied at Half	0-1
Overtime	1-0
vs. Top 25	1-5
Decided by 1-4 Points	4-2
Decided by 5-9 Points	6-7
Decided by 10+ Points	7-5
Scoring 100+	1-0
Scoring 90-99	2-0
Scoring 80-89	5-1
Scoring 70-79	9-7
Scoring 60-69	0-5
Scoring 50-59	0-1
Scoring 40-49	0-0
Opp. Scoring 100+	0-1
Opp. Scoring 90-99	1-1
Opp. Scoring 80-89	3-2
Opp. Scoring 70-79	6-6
Opp. Scoring 60-69	4-2
Opp. Scoring 50-59	3-0
Opp. 49 or Fewer	0-0
Shoot 50% or better	11-2
Opp. shoots 50% or better	1-7
Better FG% than Opp.	15-1
FG% is Equal	0-0
Opp. Better FG%	2-13
Outrebounding Opp.	15-9
Rebounds are Equal	1-0
Outrebounded by Opp.	1-5
Fewer TO than Opp.	6-2
Turnovers are Equal	0-2
More TO than Opp.	11-10
6 in Double Figures	0-0
5 in Double Figures	2-0
4 in Double Figures	8-5
Bench Scores More	5-4
Opp. Bench Scores More	12-10
Bench scoring tied	0-0
Wearing Black	1-2
Wearing White	8-4
Wearing Cardinal	2-6
Wearing Gray	6-2
On ESPN/2/U	3-6
On Pac-12 Networks	10-3
On FS1	3-3
On FOX	1-0
On CBS	0-1

**PICKENS NINTH ON CAREER THREE POINTERS LIST**

Dorian Pickens, who missed 11 games with a foot injury, returned for the beginning of conference play. He ranks ninth in school history with 186 career threes and has totaled 27 threes in the last eight games. He leads the Pac-12 in threes per game (3.1), is sixth in three-point percentage (.455) and eighth in scoring (15.9 ppg) during conference play. Despite missing nearly half the season, Pickens leads the team with 58 threes. Pickens, the 46th all-time and second active member of Stanford's 1,000-point club, enters Wednesday's Pac-12 Tournament game with 1,131 career points.

<i>Name</i>	<i>Years</i>	<i>Total</i>	<i>Name</i>	<i>Years</i>	<i>Total</i>
1. Chasson Randle	2011-15	304	6. Anthony Goods	2005-09	206
2. Dion Cross	1992-96	241	7. Kris Weems	1995-99	201
3. Jeremy Green	2008-11	228	8. Chris Hernandez	2001-06	188
4. Casey Jacobsen	1999-02	222	<b>9. Dorian Pickens</b>	<b>2014-present</b>	<b>186</b>
5. Anthony Brown	2010-15	218	10. Ryan Mendez	1996-01	178

**PICKENS VOTED TO CoSIDA ACADEMIC ALL-DISTRICT TEAM**

Senior Dorian Pickens was voted to the CoSIDA Academic All-District Team on Feb. 23. He is now a candidate for Academic All-America honors. Pickens, who owns a 3.42 cumulative grade-point average majoring in Communication, has been a member of the Pac-12 All-Academic Team the past two seasons. He was named to the NABC Honors Court following his junior season.

**WINNING THE BATTLE OF THE BOARDS**

Reid Travis and Michael Humphrey have helped Stanford win the rebounding battle in 24 of 31 games, including 20 of the last 24 contests. The Cardinal is second in the Pac-12 in rebounding at 38.0 rpg. Only three opponents (Arizona's DeAndre Ayton (12 pts. 10 rebs.), Washington's Noah Dickerson (14 pts., 13 rebs.) and USC's Chimezie Metu (12 pts., 10 rebs.)) have recorded a double-double against Stanford in the last 36 games.

**LAST TIME OUT**

Dorian Pickens scored all 20 of his points in the second half for Stanford and the Cardinal held on through a wild final minute to beat Arizona State 84-83 this past Saturday in Tempe, Arizona. Reid Travis had 22 points and 14 rebounds and KZ Okpala 18 points and 10 boards for the Cardinal. A Daejon Davis spin move for a layup proved to be the winning basket with 42 seconds left.

**LAST MEETING WITH THE GOLDEN BEARS**

Daejon Davis scored 22 points before fouling out, Dorian Pickens made two free throws with 8.7 seconds remaining and Stanford overcame a second half surge to beat California 77-73 in Berkeley on Feb. 18. The Cardinal led by eight late in the second half before California rallied to make it 67-all following Don Coleman's free throw with 4:31 left. Stanford scored the next five points. It was just enough for Stanford. Davis shot 7 of 10 from the field, added five assists and seven rebounds. Pickens scored 17 points and Reid Travis added 13 points and 10 rebounds.

**YOUTH MOVEMENT**

One of the top recruiting classes in school history has played a big role in its first season on The Farm. Each of the Cardinal's four freshmen have started at least one game and three - Daejon Davis, Oscar da Silva and Isaac White - started together in six games. At least two freshmen have started in 29 games and at least one freshman has started in all 31 games.

All four average at least 17 minutes per game. Davis leads the Cardinal in assists (5.0 apg), White is second on the team in three pointers (38) and da Silva is second on the Cardinal roster in blocks (27). KZ Okpala, who made his collegiate debut 19 games ago, is averaging 9.8 ppg in 27.8 mpg.

In the win in the first meeting with Arizona State this season, Stanford's final 16 points were scored by freshmen. In the victory at Washington State, Stanford's four freshmen scored the first 23 points of the second half during the Cardinal's 21-3 run to erase its deficit en route to the road win.

<i>Name</i>	<i>G-S</i>	<i>Minutes (avg.)</i>	<i>Points (avg.)</i>	<i>Rebounds (avg.)</i>
Daejon Davis	29-29	30.7	10.6	5.0 (assists)
KZ Okpala	19-17	27.8	9.8	3.6
Oscar da Silva	31-11	24.4	6.0	4.7
Isaac White	30-9	17.9	5.9	1.3



## DAVIS DIRECTING THE OFFENSE

Freshman Daejon Davis has started all 29 games he has played in. In his last 17 games, Davis is averaging 12.1 points, 5.6 assists and 4.8 rebounds per game.

Davis' 144 assists so far are six shy of Brevin Knight's (1993-94) Stanford freshman record.

Highlighting his play during conference action is the 50-foot heave to win the game at the buzzer against USC. The freshman registered career-highs in points (23) and assists (10) against UCLA on Jan 27. Davis has posted two double-doubles this season with 16 points and 10 rebounds in the win at Washington and the 23-point, 10-assist performance at UCLA. The freshman recorded 22 points seven rebounds and five assists in the win at California in February.

### Stanford's Freshman Assists Chart

Name	Year	Assists
1. Brevin Knight	1993-94	150
<b>2. Daejon Davis</b>	<b>2017-18</b>	<b>144</b>
3. Keith Ramee	1982-83	133
4. Mitch Johnson	2005-06	98
5. Chasson Randle	2011-12	76
6. Casey Jacobsen	1999-00	70

## POST PRESENCE

Stanford's starting post players, Reid Travis and Michael Humphrey, have combined to average 30.0 points and 15.2 rebounds per game. The duo is second in the conference among starting post players in combined rebounding and fourth in combined scoring. Travis is third in the Pac-12 in scoring (19.6 ppg) and fourth in rebounding (8.2 rpg). Humphrey is 10th in the conference in rebounding (7.0 rpg).

## OKPALA MAKING IMPACT IN CONFERENCE PLAY

Freshman KZ Okpala made his collegiate debut 19 games ago in Stanford's nonconference finale. The forward is fifth on the team in scoring at 9.8 ppg in 27.8 minutes per contest. Okpala is averaging 12.6 ppg in the last five contests. He recorded his first career double-double last time out at Arizona State with 18 points and 10 rebounds.

## DAVIS FOURTH FRESHMAN ALL-TIME TO WIN PLAYER OF WEEK

Freshman Daejon Davis, who averaged 15.5 points, 6.0 rebounds and 4.5 assists to lead Stanford to road wins at Washington State and Washington, was voted the Pac-12 Player of the Week Jan. 15. Davis was the fourth Stanford freshman to win conference Player of the Week honors in school history and the first since Jan. 29, 2007, joining Brook Lopez, Jason Collins and Howard Wright.

## FLOOR BURNS STAT COMES TO THE FARM

During his standout collegiate career at Kansas, Jerod Haase was known for his energy and passion on the court, diving for loose balls and taking charges, whatever he could do to help his team win. During his time with the Jayhawks, the "floor burns" stat was created in his honor and is still tracked by the program. Haase totaled 167 in the 1996-97 season. For the second season, Stanford is tracking floor burns as an official stat throughout the year.

## FLOOR BURNS

Daejon Davis.....	90	KZ Okpala .....	35	Kodye Pugh .....	8
Michael Humphrey .....	47	Josh Sharma .....	24	Blake Pagon .....	5
Reid Travis .....	38	Robert Cartwright .....	15	<b>TOTAL .....</b>	<b>357</b>
Oscar da Silva .....	36	Isaac White .....	14		
Dorian Pickens .....	35	Trevor Stanback .....	10		

## THE CAPTAINS IMPACT

Reid Travis, Dorian Pickens and Michael Humphrey were each voted to the role of the Peter Sauer Captainship, honoring the legacy of the late Peter Sauer, a team captain and leader of Stanford's 1998 Final Four team. The three captains account for 59.9 percent of the scoring average (45.4 out of 75.8 ppg) and 50.0 percent (19.0 out of 38.0 rpg) of the rebounding average.

## TRAVIS MOVING UP SINGLE-SEASON SCORING LIST

Junior Reid Travis is having one of the most productive seasons in Stanford history. He is closing in on the top-10 in several single-season categories in school history. Travis enters Wednesday's Pac-12 Tournament game against California in 11th place in single-season scoring.

### Stanford's Single-Season Scoring List

Name	Year	Points
1. Adam Keefe	1991-92	734
2. Chasson Randle	2014-15	724
3. Adam Keefe	1990-91	709
4. Landry Fields	2009-10	704
5. Chasson Randle	2013-14	675
6. Todd Lichti	1987-88	664
7. Todd Lichti	1988-89	663
8. Casey Jacobsen	2001-02	658
9. Keith Jones	1983-84	619
10. Casey Jacobsen	2000-01	616
<b>11. Reid Travis</b>	<b>2017-18</b>	<b>607</b>
12. Adam Keefe	1989-90	599
13. Keith Jones	1982-83	553
14. Anthony Brown	2014-15	547
15. Claude Terry	1970-71	544

## PRESEASON HONORS FOR REID TRAVIS

Reid Travis, the Pac-12 Conference's leading returning scorer (17.4 ppg) and rebounder (8.9 rpg), entered the year with several preseason accolades.

- Naismith Trophy (National Player of the Year) preseason watch list
- Lute Olson Award (Player of the Year who played two years) watch list
- Oscar Robertson Trophy (Player of the Year) preseason watch list
- Karl Malone Award (Power Forward of the Year) preseason watch list
- Preseason All-America selection by ESPN's Jeff Goodman
- 29th best player in the nation by ESPN's college basketball analysts
- 30th best player in the nation by CBS Sports' basketball analysts
- Consensus preseason First Team All-Pac-12 selection



**DAVIS' BUZZER-BEATER WAS FIRST IN 14 SEASONS**

Daejon Davis' 50-foot shot to defeat USC at the buzzer Jan. 7 was the first game-winning buzzer-beater for the Cardinal in 14 seasons. On March 3, 2004, Matt Lottich hit a desperation three-pointer as time expired to give No. 1 and undefeated Stanford a 63-61 victory over Washington State at Beasley Coliseum. Davis' buzzer-beater was the first for the Cardinal at Maples Pavilion since Nick Robinson connected on a 35-foot running jumper at the buzzer to give No. 2 Stanford an 80-77 victory over No. 12 Arizona on Feb. 7, 2004.

**REID TRAVIS NAMED PAC-12 PLAYER OF THE WEEK**

Junior Reid Travis was voted the Pac-12 Player of the Week after the forward averaged a double-double in leading Stanford to a sweep of the Washington schools in late February. Travis averaged 26.5 points and 10.0 rebounds, while shooting 60 percent (18-of-30) from the field in the Cardinal's two wins. He scored a career-high 33 points and collected nine rebounds in the 16-point victory over Washington, posting 23 points in the first half against the Huskies. The forward recorded his 10th double-double of the season with 20 points and 11 rebounds in the win over Washington State.

**MOST POWER FIVE OPPONENTS IN FIVE YEARS**

Stanford's challenging nonconference schedule included four opponents from power five conferences. The Cardinal played North Carolina (ACC), Florida (SEC), Ohio State (Big Ten) and Kansas (Big 12), with all but the UNC contest taking place away from Maples Pavilion. It's the most power five conference opponents in five years, since the Cardinal faced Missouri (SEC), Minnesota (Big Ten), NC State (ACC) and Northwestern (Big Ten) during its 2012 slate. Stanford went 1-3 in those games, defeating Northwestern (70-68) on the road.

**WIN NO. 100 FOR HAASE**

The Dec. 17 victory over San Francisco was head coach Jerod Haase's 100th career coaching victory. He is in his sixth season as a head coach and second with Stanford, following four successful seasons at UAB. He is 31-31 in his second season as head coach of the Cardinal.

**WHITE POSTS BEST DEBUT MARK SINCE 1977**

Freshman Isaac White's 17-point performance against Cal Poly in the season opener on Nov. 10 was the second-most points by a true freshman in his collegiate debut in the 103-year history of the program. White ranks seventh on the team in scoring at 5.9 ppg.

**PETER SAUER CAPTAINSHIP**

Jerod Haase announced the establishment of the Peter Sauer Captainship this season, naming Reid Travis, Dorian Pickens and Michael Humphrey captains. The three wear patches on their uniforms honoring the legacy of the late Peter Sauer, a team captain and leader of Stanford's 1998 Final Four team. Stanford celebrated the 20-year anniversary of the 1998 Final Four team in the home finale vs. WSU.

**THE FOURTH-YEAR CLASS**

The four members of Stanford's fourth-year class - Reid Travis, Dorian Pickens, Michael Humphrey and Robert Cartwright - accounted for 62.6 percent of the team's scoring and 55.4 percent of the team's rebounding last season. Pickens and Humphrey are true seniors, while Travis and Cartwright have each had their medical hardship waivers granted and are redshirt juniors with another year of eligibility remaining after this season. Cartwright missed the entire 2015-16 season with a compound fracture of his right forearm sustained in preseason practice on Nov. 2, 2015. Travis was forced to miss the final 22 games of the 2015-16 season with a right leg injury.

**TOP-TIER RECRUITING CLASS**

After signing a consensus top-25 national recruiting class last season, the Cardinal once again inked one of the nation's top classes for 2018. On Nov. 8, Stanford announced the signing of 6-5 guard Cormac Ryan from New York, New York, and 7-0 forward Keenan Fitzmorris of Overland Park, Kansas. Fitzmorris is the younger brother of Stanford women's volleyball All-American Audriana Fitzmorris.

**FIFTH IN PAC-12 PRESEASON POLL**

Stanford was selected fifth in the Pac-12 Conference media preseason poll. The Cardinal totaled 182 points to place fifth in a vote of the media members. Stanford was also picked fifth in the 2014-15 preseason poll. The Cardinal finished ninth in the conference last season.

**SEEING DOUBLE**

Stanford individuals have totaled 20 double-doubles in 31 games, with 12 from Reid Travis, four Michael Humphrey, two from Daejon Davis and one each from Dorian Pickens and Oscar da Silva.

<i>Player</i>	<i>Opponent</i>	<i>Minutes</i>	<i>Points</i>	<i>Rebounds</i>
Reid Travis	Cal Poly	35	26	12
Michael Humphrey	Pacific	31	26	18
Oscar da Silva	Eastern Washington	38	12	17
Michael Humphrey	Northeastern	31	17	11
Reid Travis	Portland State	34	28	14
Michael Humphrey	Montana	27	12	12
Reid Travis	Long Beach State	39	26	11
Michael Humphrey	California	28	15	13
Dorian Pickens	UCLA	44	26	10
Reid Travis	UCLA	26	18	11
Reid Travis	USC	35	29	10
Daejon Davis	Washington	39	16	10
Reid Travis	Arizona State	36	18	10
Reid Travis	Arizona	36	20	10
Daejon Davis	UCLA	36	23	10 (assists)
Reid Travis	Colorado	31	16	10
Reid Travis	California	34	13	10
Reid Travis	Washington State	35	20	11
Reid Travis	Arizona	35	23	10
Reid Travis	Arizona State	39	24	14





**0** **KZ Okpala**

F • 6-8 • 195 • Fr.  
Orange County, Calif.  
Esperanza HS



**1** **Daejon Davis**

G • 6-3 • 175 • Fr.  
Seattle, Wash.  
Garfield HS




**2** **Robert Cartwright**

G • 6-2 • 180 • R-Jr.  
Pasadena, Calif.  
Flintridge Prep



**4** **Isaac White**

G • 6-1 • 185 • Fr.  
Adelaide, Australia  
Sacred Heart College HS




**5** **Kodye Pugh**

F • 6-8 • 205 • R-Fr.  
Baltimore, Md.  
Blair Academy (N.J.)



**10** **Michael Humphrey**

F • 6-9 • 245 • Sr.  
Phoenix, Ariz.  
Sunnyslope HS



**11** **Dorian Pickens**

G • 6-5 • 215 • Sr.  
Phoenix, Ariz.  
Pinnacle HS



**13** **Oscar da Silva**

F • 6-9 • 210 • Fr.  
Munich, Germany  
Ludwig Gymnasium



**14** **Marcus Sheffield**

F • 6-5 • 180 • Jr.  
Alpharetta, Ga.  
Chattahoochee HS



**15** **Rodney Herenton**

G • 6-1 • 155 • So.  
Chicago, Ill.  
Stevenson HS



**20** **Josh Sharma**

C • 7-0 • 220 • Jr.  
Lexington, Mass.  
Northfield Mount Hermon School



**21** **Cameron Walker**

F • 6-7 • 200 • Jr.  
Santa Maria, Calif.  
Righetti HS



**22** **Reid Travis**

F • 6-8 • 245 • R-Jr.  
Minneapolis, Minn.  
DeLaSalle HS



**25** **Blake Pagon**

G • 6-4 • 190 • So.  
Haymarket, Va.  
Battlefield HS



**33** **Trevor Stanback**

F • 6-11 • 220 • So.  
Pasadena, Calif  
Maranatha HS



**Jerod Haase**

Anne and Tony  
Joseph Director of  
Men's Basketball



**Jeff Wulbrun**

James C. Gaither  
Assistant Coach of  
Men's Basketball



**Adam Cohen**

Assistant  
Coach



**Jesse Pruitt**

Assistant  
Coach



**Tom Orlich**

Assistant to the  
Head Coach



**John Janovsky**

Director of  
Operations



**Brandon Dunson**

Director of  
Basketball  
Development



**Cory Schlesinger**

Sports  
Performance Coach



**Dominic Vincentini**

Athletic  
Trainer



**The Anne and Tony Joseph  
Director of Men's Basketball  
Jerod Haase**

**Overall: 111-84 (Sixth Season)  
Stanford: 31-31 (Second Season)**

After being introduced as the Anne and Tony Joseph Director of Men's Basketball by Jaquish & Kenninger Director of Athletics Bernard Muir on March 25, 2016, Jerod Haase developed a strong relationship with his program and instilled an invested, tough and selfless attitude among his student-athletes.

In his first year at the helm of the Cardinal program, Stanford posted 14 wins against one of the toughest schedules in the nation. Redshirt sophomore Reid Travis earned First Team All-Pac-12 and NABC All-District honors, developing into one of the top players in the conference on both ends of the court. His program finished in the top-10 percent among men's basketball programs nationally in the classroom as well.

Haase and his staff signed a top-tier recruiting class that is rated as high as No. 10 nationally in the 2017 rankings, welcoming the four-member class to The Farm for the 2017-18 season.

Haase arrived on The Farm prior to the 2016-17 season after completing his fourth season as the head coach at UAB, where he led the Blazers to a regular-season Conference USA championship in 2016 and the program's 15th all-time NCAA Tournament appearance in 2015. Haase compiled an 80-53 overall record while improving the Blazers' win total every year.

Tabbed the 2016 Gene Bartow Conference USA Coach of the Year, Haase led the Blazers to a 26-5 overall record and a 16-2 conference mark while capturing their first regular-season title since 2011. Along the way, UAB established school records for overall victories (26), conference wins (16), road wins (10) and consecutive victories (14). Also named the 2016 National Association of Basketball Coaches (NABC) All-District Coach, Haase directed the Blazers to an NIT berth for the 12th time in school history. UAB also finished 16-0 at home in his final season at the helm of the Blazers, extending the nation's fifth-longest home winning streak to 25, while ranking among the nation's best in field goal percentage (.478 - 24th), assists per game (18.4 - 4th) and blocks per game (4th - 6.1).

Under Haase's guidance, UAB returned to the NCAA Tournament in 2015, shocking No. 3 seed Iowa State, 60-59, in the second round for the Blazers' first NCAA victory since 2005. UAB reached the Big Dance after claiming the program's first Conference USA Tournament title despite being seeded No. 4. The triumph marked UAB's first league tournament title since 1987, when the Blazers won the Sun Belt Conference Tournament. More impressively, Haase successfully developed a roster comprised of 10 underclassmen - all players recruited by Haase and his staff - and finished 20-16 overall while guiding the third-youngest team in NCAA Division I.

The Blazers made impressive strides under Haase's leadership during the 2013-14 campaign, finishing 18-13 overall while notching three victories against teams that qualified for the NCAA Tournament. Of UAB's 18 victories, perhaps none were more impressive than the Blazers' 63-59 home win against No. 16 North Carolina. UAB was ranked in the top five nationally in rebounding throughout the season and finished the year ranked second in the country at 44.5 boards per game.

During Haase's first year with the Blazers in 2012-13, UAB won six of its final nine regular-season Conference USA games and collected a victory in the conference tournament.

Prior to arriving at UAB, Haase played for Roy Williams at Kansas and spent 13 years on Williams' staff with the Jayhawks and Tar Heels. A 1997 graduate of Kansas with a degree in business administration, Haase got his start as Kansas' Director of Operations from 1999-2003. During that time, the Jayhawks reached the 2002 Final Four and the national championship game in 2003.

When Williams was named head coach at North Carolina prior to the 2003-04 season, he brought Haase with him as an assistant coach and director of operations, a title Haase held from 2003-09. Haase then served exclusively as an assistant coach during his final three seasons with the Tar Heels.

A native of South Lake Tahoe, Haase attended California in 1992-93 before transferring to Kansas. He helped lead the Jayhawks to three consecutive conference titles and finished his career ranked in the school's top 10 in assists, three-point field goals and steals. Haase started 99 of 101 games at Kansas and scored 1,264 points, averaging 12.5 per game and reaching double figures 74 times. While at Kansas, Haase was a candidate for the Naismith and Wooden Awards.

As a senior in 1996-97, Haase started alongside Jacque Vaughn, Scot Pollard, Paul Pierce and Raef LaFrentz as Kansas finished with a 34-2 record while averaging 12.0 points per game despite playing with a broken wrist. As a sophomore in 1994-95, Haase averaged 15.0 points and was named the Big Eight Conference Newcomer of the Year and also tabbed a second-team all-conference selection.

Haase was a first-team GTE Academic All-American as a senior, a second-team Academic All-American as a junior and a three-time academic all-conference pick. The Jayhawks' Male Scholar-Athlete of the Year in 1997, Haase later earned a master's degree in business at Kansas in 2000.

Haase started 23 games in 1992-93 as a freshman at California, teaming with Jason Kidd in the backcourt.

In 2017, Haase joined the National Advisory Board of the Positive Coaching Alliance, the organization that uses the power of positive reinforcement to pursue winning and the more important goal of teaching life lessons through sports.

Haase, 42, and his wife, the former Mindy Meidinger, have three children: Gavin (11), Garrett (7) and Gabrielle (4).

## HAASE'S HEAD COACHING CAREER

Year	School	Overall	Postseason
2012-13	UAB	16-17	
2013-14	UAB	18-13	
2014-15	UAB	20-16	NCAA Third Round
2015-16	UAB	26-7	NIT First Round
2016-17	Stanford	14-17	
2017-18	Stanford	17-14	
<b>Sixth Season</b>		<b>111-84</b>	<b>2 Appearances</b>

## COACHING CAREER

**2016-Present:** Head Coach (Stanford)

**2012-16:** Head Coach (UAB)

**2004-05, 2006-07, 2008-09:** Director of Operations (North Carolina)

**2003-04, 2005-06, 2007-08, 2009-12:** Assistant Coach (North Carolina)

**1999-2003:** Administrative Assistant (Kansas)

## COLLEGE CAREER/HONORS

**1992-93:** California

**1994-97:** Kansas

Big Eight Newcomer of the Year (1995)

Second Team All-Big Eight (1995)

Big Eight All-Defensive Team (1996)

Third Team All-Big XII (1996)

GTE Second Team Academic All-American (1996)

GTE First Team Academic All-American (1997)

Kansas Male Scholar Athlete of the Year (1997)

## PERSONAL

**Birthdate:** April 1, 1974

**Age:** 42

**Hometown:** South Lake Tahoe, Calif.

**Education:** Kansas (B.S., Business Administration, 1997), Kansas (M.S., Business, 2000)

**Wife:** Mindy

**Children:** Gavin (11), Garrett (7) and Gabrielle (4)







**CAREER HIGHS**

Points .....21, at Washington State (1/11/18)  
 Rebounds..... 10, at Arizona State (3/3/18)  
 Assists..... 5, vs. Arizona State (1/17/18)  
 Steals .. 3, 2x, last vs. Washington State (2/24/18)  
 Minutes.....37, vs. California (12/30/17)

**SEASON HIGHS**

Points .....21, at Washington State (1/11/18)  
 Rebounds..... 10, at Arizona State (3/3/18)  
 Assists..... 5, vs. Arizona State (1/17/18)  
 Steals .. 3, 2x, last vs. Washington State (2/24/18)  
 Minutes.....37, vs. California (12/30/17)

**2017-18 GAME-BY-GAME**

Opponent	Min.	FG	3FG	FT	O	D	R	PF	A	TO	B	S	Pts
Cal Poly													DNP
Pacific													DNP
EWU													DNP
Northeastern													DNP
N. Carolina													DNP
Florida													DNP
Ohio St.													DNP
Portland St.													DNP
Montana													DNP
Long Beach St.													DNP
Denver													DNP
San Francisco													DNP
Kansas	28	2-8	1-2	1-2	0	2	2	3	0	0	1	2	6
California*	37	3-9	0-1	5-12	1	2	3	2	3	2	1	1	11
UCLA*	34	5-16	0-2	3-6	2	2	4	5	1	0	0	0	13
USC*	25	5-11	0-2	1-2	1	2	3	4	0	0	0	3	11
Wash. St.	29	6-11	1-2	8-9	1	2	3	3	0	3	0	0	21
Washington*	30	3-8	0-1	4-9	1	2	3	2	1	3	0	0	10
Arizona St.*	34	1-8	0-1	2-4	1	3	4	3	5	2	1	0	4
Arizona*	30	3-10	0-1	4-4	3	4	7	2	0	2	0	0	10
USC*	19	1-4	0-0	1-2	1	2	3	0	1	4	0	0	3
UCLA*	15	0-2	0-1	1-2	1	0	1	3	1	2	0	0	1
Oregon St.*	28	4-7	0-0	1-3	0	0	0	3	0	4	2	0	9
Oregon*	33	9-12	2-4	0-0	2	3	5	0	4	1	0	0	20
Utah*	16	1-4	0-0	0-0	0	2	2	5	2	2	1	0	2
Colorado*	20	1-2	1-1	0-0	0	0	0	3	1	4	0	0	3
California*	33	1-6	0-1	7-8	1	4	5	2	2	1	1	0	9
Washington*	30	2-8	0-3	4-9	2	6	8	3	4	5	4	2	8
Wash. St.*	30	7-13	1-2	5-5	3	0	3	4	1	2	1	3	20
Arizona*	22	2-5	0-1	4-4	0	2	2	4	3	1	0	1	8
Arizona St.*	36	5-9	0-2	8-9	1	9	10	4	1	7	0	0	18

Category	2017-18 (Career)
Double-doubles	1 (1)
Double-figure pts.	9 (9)
Double-figure reb.	1 (1)
20-point games	3 (3)
30-point games	0 (0)

- Made collegiate debut 19 games ago, has started 17 contests
- Is averaging 12.6 ppg in his last five contests, 20 pts vs. WSU
- Has played at least 30 minutes in four of the last five games
- First career double-double last time out with 18 points and a career-best 10 rebounds in the win over Arizona State
- Career-high 21 points in 29 minutes at Washington State
- 20-point game in 33 minutes against Oregon
- Scored all nine of his points in the second half in the last meeting with Cal
- Made collegiate debut vs. Kansas with six points in 28 minutes
- Ranked No. 27 by Scout, No. 30 by Rivals and No. 42 by ESPN
- Orange County Register Boys Basketball Player of the Year
- Ball Is Life All-American
- Ranked as the top small forward in the state of California
- Guided Esperanza HS to its first CIF State Division II championship in school history
- Set Esperanza High School's single-season record for scoring average (30.0 ppg)
- Posted 974 points during his senior campaign, one of the highest totals in Orange County history
- Established a school single-game record 46 pts (breaking own record) in a win over Crossroads
- Growth spurt transformed the 5-10 freshman in 2014 to a 6-8 senior in 2016

**CAREER STATISTICS**

Year	G-Gs	Min	Fg-Fga	Pct	3p-3pa	Pct	Ft-Fta	Pct	Reb	Avg	Pf	Ast	To	Blk	St	Tp	Avg
2017-18	19-17	529	61-153	.399	6-27	.222	59-90	.656	68	3.6	55	30	45	12	12	187	9.8



**CAREER HIGHS**

Points ..... 23, at UCLA (1/27/18)  
 Rebounds..... 10, at Washington (1/13/18)  
 Assists..... 10, at UCLA (1/27/18)  
 Steals .....5, Denver (12/15/17)  
 Minutes.....45, vs. UCLA (1/4/18)

**SEASON HIGHS**

Points ..... 23, at UCLA (1/27/18)  
 Rebounds..... 10, at Washington (1/13/18)  
 Assists..... 10, at UCLA (1/27/18)  
 Steals .....5, Denver (12/15/17)  
 Minutes.....45, vs. UCLA (1/4/18)

**2017-18 GAME-BY-GAME**

Opponent	Min.	FG	3FG	FT	O	D	R	PF	A	TO	B	S	Pts
Cal Poly													DNP
Pacific*	26	1-2	0-0	2-2	0	1	1	4	5	3	0	2	4
EWU*	32	0-5	0-0	2-4	3	3	6	1	3	4	0	0	2
Northeastern*	27	4-10	0-1	2-4	0	4	4	4	6	5	0	1	10
N. Carolina*	28	3-5	0-0	4-6	0	8	8	3	3	5	0	1	10
Florida*	29	4-5	0-0	1-1	1	2	3	3	7	6	0	0	9
Ohio St.*	26	5-11	0-2	5-10	0	4	4	5	3	3	1	0	15
Portland St.*	32	2-5	1-2	3-6	1	3	4	1	5	11	1	0	8
Montana*	38	5-8	1-3	6-6	1	4	5	1	4	5	0	0	17
Long Beach St.													DNP
Denver*	37	7-10	3-5	3-5	1	4	5	2	5	4	0	5	20
San Francisco*	15	1-3	0-1	0-0	0	2	2	4	2	8	0	0	2
Kansas*	20	1-6	0-0	0-0	3	1	4	1	2	4	0	0	2
California*	24	1-1	1-1	0-0	0	0	0	3	3	2	0	0	3
UCLA*	45	8-11	1-2	5-8	1	4	5	3	7	2	1	0	22
USC*	37	4-9	1-3	0-0	0	5	5	0	6	5	1	2	9
Wash. St.*	17	6-7	2-3	1-2	0	2	2	4	4	0	0	0	15
Washington*	39	6-13	1-2	3-4	2	8	10	1	5	7	1	1	16
Arizona St.*	40	4-10	0-1	5-5	0	5	5	1	8	4	0	3	13
Arizona*	15	1-4	0-0	0-0	0	2	2	1	2	2	0	1	2
USC*	33	1-6	1-4	3-4	0	3	3	1	2	3	0	0	6
UCLA*	36	9-19	1-5	4-5	1	3	4	4	10	2	0	2	23
Oregon St.*	34	2-6	0-2	8-12	1	3	4	4	7	5	0	4	12
Oregon*	28	2-6	1-1	4-4	1	6	7	3	8	1	0	2	9
Utah*	29	4-8	2-3	4-5	3	2	5	2	5	4	0	1	14
Colorado*	38	5-16	0-4	2-6	0	4	4	1	2	3	1	4	12
California*	33	7-10	1-2	7-9	2	5	7	5	5	7	0	2	22
Washington*	29	0-0	0-0	4-8	0	5	5	0	9	1	0	1	4
Wash. St.*	39	2-7	0-0	4-5	0	7	7	3	6	1	0	1	8
Arizona*	38	4-7	1-2	1-2	1	2	3	3	5	5	0	3	10
Arizona St.*	26	3-7	1-2	1-2	1	2	3	5	5	4	0	0	8

Category	2017-18 (Career)
Double-doubles	2 (2)
Double-figure pts.	15 (15)
Double-figure rebs.	1 (1)
20-point games	4 (4)
30-point games	0 (0)

- Has started all 29 games he has played in
- Fourth in Pac-12 in assists overall (5.0) and in conf. play (5.5)
- Six assists away from tying Brevin Knight's (150 in 1993-94) freshman record for assists with 139 so far this season
- Averaging 12.3 pts., 5.6 asts., 4.8 rebs. in his last 17 games
- Ranked sixth in the Pac-12 in steals (1.5 spg) in conference play
- Connected on 50-foot buzzer-beater to give Stanford the win over USC
- Hit game-winning free throws with 10 seconds left to seal 86-84 victory over Washington State
- Fourth freshman in school history to earn Pac-12 Player of the Week after double-double at UW
- Career-high 23-point, 10-rebound performance at UCLA
- Finished one shy of career-high with 22 points at Cal to go along with 7 rebounds and 5 assists
- Posted 22 points and seven rebounds in a career-long 45 minutes in win over UCLA at home
- Posted 15 points in 26 minutes against Ohio State in the PK80
- Consensus top-50 prospect in 2017 class, ranked 39th by Scout, 58th by ESPN and 47th by Rivals
- Consensus top-15 national prospect at his position
- Selected to the 2015-16 USA Basketball Men's Junior National Team
- One of 18 finalists for the 2016 USA Basketball men's Under-17 World Championship Team
- Led the Garfield HS to Washington's Class 3A state championship game as a senior in 2017

**CAREER STATISTICS**

Year	G-Gs	Min	Fg-Fga	Pct	3p-3pa	Pct	Ft-Fta	Pct	Reb	Avg	Pf	Ast	To	Blk	St	Tp	Avg
2017-18	29-29	890	102-217	.470	19-51	.373	84-125	.672	127	4.4	73	144	116	6	36	307	10.6



**CAREER HIGHS**

Points..... 21, vs. Washington State (1/12/17)  
 Rebounds..... 6, vs. Kansas (12/21/17)  
 Assists..... 9, at UCLA (1/8/17)  
 Steals..... 3, 3x, last vs. Florida (11/23/17)  
 Minutes.....40, at Long Beach State (12/3/17)

**SEASON HIGHS**

Points.....19, vs. Portland St. (11/26/17)  
 Rebounds..... 6, vs. Kansas (12/21/17)  
 Assists..... 6, at Long Beach State (12/3/17)  
 Steals..... 3, vs. Florida (11/23/17)  
 Minutes.....40, at Long Beach State (12/3/17)

**2017-18 GAME-BY-GAME**

Opponent	Min.	FG	3FG FT	OD R	PF A	TO B	S Pts
Cal Poly*	32	4-9	2-4	0-0	2 2	0 4	3 0 1 10
Pacific	23	2-5	1-3	4-4	0 0	3 5	1 0 1 9
EWU	20	4-8	1-3	3-6	0 2	3 1	0 0 1 12
Northeastern	28	2-7	0-3	0-0	0 4	4 2	4 1 0 2 4
N. Carolina	26	0-5	0-1	2-4	0 4	4 1	4 1 0 2 2
Florida	23	6-10	2-4	3-3	0 2	2 2	4 2 0 3 17
Ohio St.	24	3-10	2-7	0-0	0 1	1 2	1 1 0 0 8
Portland St.	25	7-10	3-4	2-2	0 0	4 2	2 1 1 19
Montana*	33	3-7	1-2	4-4	1 1	2 0	5 1 0 1 11
Long Beach St.*	40	3-10	0-3	0-0	0 2	2 2	6 4 0 0 6
Denver*	24	1-6	1-5	0-0	0 5	5 1	5 0 0 0 3
San Francisco*	36	0-5	0-4	3-4	1 3	4 2	4 2 0 0 3
Kansas*	33	3-7	1-3	0-0	3 3	6 2	4 5 0 1 7
California	17	1-3	1-2	1-2	0 1	1 0	3 1 0 0 4
UCLA							DNP
USC							DNP
Wash. St.	8	0-0	0-0	0-0	0 1	1 1	3 0 0 0 0
Washington	1	0-0	0-0	0-0	0 0	0 0	0 0 0 0 0
Arizona St.							DNP
Arizona							DNP
USC	6	0-1	0-1	0-0	0 0	0 0	2 0 0 0 0
UCLA	19	1-3	1-1	0-0	0 2	2 2	3 1 0 2 3
Oregon St.							DNP
Oregon	4	0-2	0-1	1-2	0 0	0 0	0 0 0 0 1
Utah	17	2-3	1-2	0-0	0 1	1 1	0 0 0 0 5
Colorado							DNP
California	1	0-0	0-0	0-0	0 0	0 0	0 1 0 0 0
Washington	1	0-0	0-0	0-0	0 1	1 0	0 0 0 0 0
Wash. St.							DNP
Arizona	6	0-2	0-0	0-0	0 0	0 1	2 0 0 0 0
Arizona St.	12	1-1	1-1	0-0	0 0	0 3	0 1 0 1 3

- Has played 24 games with six starts
- Averaging 19.1 minutes per game this season
- Played 12 minutes and hit a key three-pointer down the stretch in the win over Arizona State last time out
- Played most minutes (19) at UCLA (Jan. 27) since 33 vs. Kansas
- Played a career-long 40 minutes at Long Beach State
- Season-high 19 points in 25 minutes vs. Portland State
- Played in all 31 games with 12 starts last season
- Finished last season ranked seventh in the conference in assists (4.2) in conference play
- Ranked fourth in Pac-12 in assist/turnover ratio (2.6) in conference play and sixth overall (2.3)
- Career-high 21 points to go along with seven assists against Washington State last year
- Career-highs in assists (9) and rebounds (5) to along with 18 points at UCLA last season
- Entered 2015-16 season as the starting point guard before he suffered a compound fracture of his right forearm in preseason practice, which required season-ending surgery

Category	2017-18 (Career)
Double-doubles	0 (0)
Double-figure pts.	5 (14)
Double-figure asts.	0 (0)
20-point games	0 (1)
30-point games	0 (0)

**CAREER STATISTICS**

Year	G-Gs	Min	Fg-Fga	Pct	3p-3pa	Pct	Ft-Fta	Pct	Reb	Avg	Pf	Ast	To	Blk	St	Tp	Avg
2014-15	36-1	399	23-64	.359	12-36	.333	11-17	.647	34	0.9	38	24	13	1	9	69	1.9
2015-16	-	-	-	-	-	-	-	-	-	-	-	-	-	-	-	-	-
2016-17	31-12	765	74-209	.354	28-104	.269	32-42	.762	56	1.8	50	110	48	1	30	208	6.7
2017-18	24-6	459	43-114	.377	18-54	.333	23-31	.742	40	1.7	29	62	27	1	16	127	5.3
<b>Totals</b>	<b>91-19</b>	<b>1623</b>	<b>140-387</b>	<b>.362</b>	<b>58-194</b>	<b>.299</b>	<b>66-90</b>	<b>.733</b>	<b>130</b>	<b>1.4</b>	<b>117</b>	<b>196</b>	<b>88</b>	<b>3</b>	<b>55</b>	<b>404</b>	<b>4.4</b>



**CAREER HIGHS**

Points..... 20, vs. North Carolina (11/20/17)  
 Rebounds.....5, vs. San Francisco (12/17/17)  
 Assists..... 3, vs. Eastern Washington (11/14/17)  
 Steals..... 2, vs. Portland St. (11/26/17)  
 Minutes.....38, at Long Beach State (12/3/17)

**SEASON HIGHS**

Points..... 20, vs. North Carolina (11/20/17)  
 Rebounds.....5, vs. San Francisco (12/17/17)  
 Assists..... 3, vs. Eastern Washington (11/14/17)  
 Steals..... 2, vs. Portland St. (11/26/17)  
 Minutes.....38, at Long Beach State (12/3/17)

**2017-18 GAME-BY-GAME**

Opponent	Min.	FG	3FG FT	OD R	PF A	TO B	S Pts
Cal Poly*	26	5-9	5-5	2-4	0 2	2 1	1 2 0 0 17
Pacific*	23	2-7	1-6	0-0	0 0	0 1	2 2 0 0 5
EWU*	36	2-10	1-7	0-0	0 2	2 3	3 0 0 0 5
Northeastern*	35	5-7	3-3	4-4	0 4	4 0	1 1 0 0 17
N. Carolina*	34	7-12	3-7	3-4	0 1	1 1	0 2 0 0 20
Florida*	24	1-7	1-5	2-2	0 2	2 0	1 0 0 0 5
Ohio St.*	33	2-8	1-6	4-4	0 1	1 2	0 4 0 0 9
Portland St.*	22	3-8	3-7	2-2	0 4	4 2	1 2 0 2 11
Montana	11	1-6	1-5	1-1	0 1	1 1	0 1 0 0 4
Long Beach St.*	38	6-11	5-10	0-2	0 1	1 1	1 0 0 0 17
Denver	29	6-14	4-12	1-2	0 0	0 3	1 3 0 1 17
San Francisco	28	2-6	0-3	0-0	0 5	5 2	1 2 0 1 4
Kansas	19	1-6	1-5	2-2	0 2	2 0	2 1 0 0 5
California	7	0-2	0-2	0-0	0 1	1 0	0 1 0 0 0
UCLA	16	0-1	0-1	2-4	1 1	2 1	1 0 0 0 2
USC	13	1-2	1-2	0-0	0 2	2 0	1 0 0 0 3
Wash. St.	22	2-8	1-6	0-0	0 0	0 0	0 0 0 0 5
Washington	12	1-4	1-4	0-0	0 0	0 0	0 0 0 1 3
Arizona St.							DNP
Arizona	17	2-3	1-1	2-3	0 2	2 1	1 0 0 0 7
USC	5	0-1	0-1	0-0	0 1	1 0	0 0 0 0 0
UCLA	7	0-2	0-2	0-0	0 2	2 0	0 0 0 0 0
Oregon St.	18	3-4	1-2	1-2	0 0	0 1	3 1 0 0 8
Oregon	12	2-3	2-3	0-0	0 1	1 1	2 0 0 0 6
Utah	17	1-2	1-1	2-2	0 1	1 0	0 0 0 0 5
Colorado	14	1-3	1-1	0-0	0 1	1 0	0 1 0 1 3
California	4	0-1	0-1	0-0	0 1	1 0	1 0 0 0 0
Washington	5	0-0	0-0	0-0	0 0	0 0	1 0 0 0 0
Wash. St.	4	0-3	0-2	0-0	0 0	0 1	1 1 0 0 0
Arizona	3	0-0	0-0	0-0	0 0	0 0	0 0 0 0 0
Arizona St.	2	0-0	0-0	0-0	0 1	1 0	0 1 0 0 0

- Has played in 30 games with nine starts, missed ASU game
- Second on the team with 38 three pointers
- Posted a career-high 20 points against No. 9 North Carolina
- Played a career-long 38 minutes at Long Beach State
- Has recorded five three pointers in a game twice this season
- Connected on a three-pointer in first 11 games and 20 overall
- 17 points in his collegiate debut was most by a Stanford player in nearly 40 years
- One of Australia's top prospects
- Led South Australia to the 2017 national title
- Averaged 20.9 points, while also leading national team in assists, free throws (80)
- Posted a 53.6 shooting percentage from three-point range in high school
- Led South Australia team in scoring each of the his two years at the U20 Junior Championships
- Led U18 Australian team to a 50-3 record
- Named the Premier League's top Under 21 player playing for the Sturt Sabres
- Averaged 15.0 points his first season and nearly 30.0 points last season
- Posted a 65-point performance (10 three-pointers) against West Adelaide

Category	2017-18 (Career)
Double-doubles	0 (0)
Double-figure pts.	6 (6)
Double-figure asts.	0 (0)
20-point games	1 (1)
30-point games	0 (0)

**CAREER STATISTICS**

Year	G-Gs	Min	Fg-Fga	Pct	3p-3pa	Pct	Ft-Fta	Pct	Reb	Avg	Pf	Ast	To	Blk	St	Tp	Avg
2017-18	30-9	536	56-150	.373	38-110	.345	28-38	.737	40	1.3	22	25	26	0	6	178	5.9



**CAREER HIGHS**

Points ..... 4, San Francisco (12/17/17)  
 Rebounds.....3, at Utah (2/8/18)  
 Assists.....3, vs. Ohio St. (11/24/17)  
 Steals .....1, 3x, last at Utah (2/8/18)  
 Minutes.....16, vs. Denver (12/15/17)

**SEASON HIGHS**

Points ..... 4, San Francisco (12/17/17)  
 Rebounds.....3, at Utah (2/8/18)  
 Assists.....3, vs. Ohio St. (11/24/17)  
 Steals .....1, 3x, last at Utah (2/8/18)  
 Minutes.....16, vs. Denver (12/15/17)

**2017-18 GAME-BY-GAME**

Opponent	Min.	FG	3FG	FT	O	D	R	PF	A	T	B	S	Pts
Cal Poly	14	0-1	0-1	2-2	0	1	1	4	0	1	0	1	2
Pacific	2	0-0	0-0	0-0	0	0	0	0	0	0	0	0	0
EWU													DNP
Northeastern													DNP
N. Carolina	14	0-4	0-3	0-0	0	0	0	2	2	3	0	0	0
Florida	11	1-1	0-0	1-2	0	1	1	0	0	1	0	0	3
Ohio St.	6	0-1	0-0	0-1	1	0	1	1	3	0	0	0	0
Portland St.													DNP
Montana													DNP
Long Beach St.													DNP
Denver*	16	0-4	1-2	0-2	0	0	0	1	0	0	0	0	1
San Francisco	15	2-3	0-1	0-0	0	0	0	1	0	2	0	0	4
Kansas													DNP
California	2	0-0	0-0	0-0	1	0	1	0	0	0	0	0	0
UCLA	1	0-0	0-0	0-0	0	1	1	0	0	0	0	0	0
USC	2	0-0	0-0	0-0	0	0	0	0	0	1	0	0	0
Wash. St.	2	0-0	0-0	0-1	0	0	0	1	0	1	0	0	0
Washington													DNP
Arizona St.													DNP
Arizona													DNP
USC													DNP
UCLA	5	1-1	0-0	0-0	0	0	0	0	0	1	0	1	3
Oregon St.													DNP
Oregon	3	0-0	0-0	0-0	0	0	0	0	1	0	0	0	0
Utah	7	1-3	0-1	1-2	2	1	3	0	0	0	1	1	3
Colorado													DNP
California													DNP
Washington	1	0-0	0-0	0-0	0	0	0	0	0	0	0	0	0
Wash. St.													DNP
Arizona													DNP
Arizona St.													DNP

- Has played in 15 games on the season.
- Has played in four of the last 10 contests
- Missed five games with ankle injury suffered in second game. Returned for three games, before re-aggravating injury
- Three points in five minutes at UCLA
- Three assists in six minutes of action against Ohio State
- Made debut in season opener after redshirting last year
- 2016 graduate of Blair Academy in Blairstown, New Jersey
- Member of the Rivals100 team
- Top-100 prospect by both Scout.com and 247Sports.com
- Ranked No. 11 at his position by 247Sports.com and No. 21 by ESPN.com
- Averaged 14 points and six rebounds during senior season for the Buccaneers
- 2015-16 All-Mid-Atlantic Prep League
- Played two seasons at Boys' Latin School of Maryland
- Two-time MVP and two-time all-conference selection at Boys' Latin School of Maryland
- Averaged 20.2 points and 10.1 rebounds with 14 double-doubles as a junior
- Second-team All-USA Maryland Boys Basketball pick and a DMVelite All-Maryland first-team pick his junior season of high school

Category	2017-18 (Career)
Double-doubles	0 (0)
Double-figure pts.	0 (0)
Double-figure reb.	0 (0)
20-point games	0 (0)
30-point games	0 (0)

**CAREER STATISTICS**

Year	G-Gs	Min	Fg-Fga	Pct	3p-3pa	Pct	Ft-Fta	Pct	Reb	Avg	Pf	Ast	To	Blk	St	Tp	Avg
2017-18	15-1	100	5-18	.278	1-9	.111	5-10	.500	8	0.5	10	6	10	1	3	16	1.1



**CAREER HIGHS**

Points .....27, at UCLA (1/8/17)  
 Rebounds.....18, vs. Pacific (11/12/17)  
 Assists .....4, at USC (1/5/17)  
 Blocks .....7, vs. Green Bay (11/13/15)  
 Minutes.....37, 2x, last 37, vs. Arizona (1/20/18)

**SEASON HIGHS**

Points .....26, vs. Pacific (11/12/17)  
 Rebounds.....18, vs. Pacific (11/12/17)  
 Assists. 3, 2x, last vs. Washington State (2/24/18)  
 Blocks .....4, vs. Washington (2/22/18)  
 Minutes.....37, vs. Arizona (1/20/18)

**2017-18 GAME-BY-GAME**

Opponent	Min.	FG	3FG	FT	O	D	R	PF	A	T	B	S	Pts
Cal Poly*	28	0-2	0-0	0-0	1	8	9	1	1	1	0	0	0
Pacific*	31	6-12	2-3	12-14	3	15	18	4	0	3	2	0	26
EWU*	35	3-13	0-4	2-3	1	10	11	4	0	1	2	1	8
Northeastern*	31	6-11	2-2	3-3	5	6	11	2	1	1	0	1	17
N. Carolina*	24	3-8	2-2	2-2	1	3	4	3	2	1	0	1	10
Florida*	18	3-4	0-0	4-4	0	1	1	4	0	2	1	0	10
Ohio St.*	31	3-11	1-2	2-2	1	8	9	5	0	1	0	3	9
Portland St.*	20	3-6	0-0	0-0	1	4	5	4	1	4	0	0	6
Montana*	27	3-6	0-0	6-8	3	9	12	2	0	0	1	0	12
Long Beach St.*	22	6-11	1-3	0-0	1	5	6	4	0	1	0	0	13
Denver*	32	3-3	3-3	2-5	1	8	9	3	0	3	1	1	11
San Francisco*	26	3-5	0-1	3-3	2	7	9	3	3	3	2	0	9
Kansas*	31	9-17	2-6	0-0	2	5	7	2	0	2	1	1	20
California*	28	7-10	0-1	1-3	2	11	13	5	0	1	0	1	15
UCLA*	33	5-9	1-3	3-3	2	5	7	5	0	1	3	0	14
USC*	21	7-13	1-4	0-0	1	3	4	1	1	1	0	0	15
Wash. St.*	20	0-1	0-1	0-0	0	2	2	4	0	3	1	1	0
Washington*	27	6-11	0-0	1-2	2	7	9	5	0	1	0	1	13
Arizona St.*	14	2-4	0-2	0-3	1	4	5	3	1	1	0	0	4
Arizona*	37	5-15	1-4	2-2	5	7	12	4	2	1	1	2	13
USC*	27	6-8	0-0	2-4	1	5	6	4	0	3	1	0	14
UCLA*	33	5-10	1-1	1-1	2	2	4	3	1	4	1	2	12
Oregon St.*	21	2-5	0-0	0-0	2	6	8	5	0	1	0	0	4
Oregon*	15	3-5	1-2	0-0	1	2	3	3	1	1	0	0	7
Utah*	21	1-6	0-1	3-4	0	2	2	3	1	0	2	0	5
Colorado*	23	1-5	1-2	0-0	1	6	7	2	0	0	2	0	3
California*	27	4-11	2-2	1-2	2	5	7	5	1	0	2	1	11
Washington*	25	6-11	0-2	3-4	1	3	4	5	2	1	4	3	15
Wash. St.*	33	7-11	2-2	0-0	3	4	7	2	3	2	2	3	16
Arizona*	24	3-10	0-2	0-0	1	2	3	4	0	0	0	1	6
Arizona St.*	20	1-2	0-0	1-2	0	2	2	3	1	3	0	1	3

- Third-year starting center and first-year team captain
- Became 47th member of 1,000-point club with six points at Arizona
- Ranks 10th in the Pac-12 in rebounding (7.0 rpg)
- Active career games leader (121), nine more than Dorian Pickens
- 675 career rebounds rank 16th in school history
- Eighth in the conference in defensive rebounds (5.4)
- Second 20-point game of the season with 20 against Kansas
- Totaled 26 points and 20 rebounds in 56 total minutes in two games against California
- Five double-doubles on the year and 13 in his career
- Career-high 18 rebounds with season-high 26 points vs. Pacific
- Started 24 games last season, including 16 of the final 17 contests (did not start on Senior Day)
- Started 25 games overall, coming off the bench in five contests in 2016-17
- Ranked 13th in the Pac-12 in rebounding (7.4 rpg) in conference play and 15th overall (6.2 rpg)

Category	2017-18 (Career)
Double-doubles	5 (13)
Double-figure pts.	18 (45)
Double-figure reb.	6 (18)
20-point games	2 (7)
30-point games	0 (0)

**CAREER STATISTICS**

Year	G-Gs	Min	Fg-Fga	Pct	3p-3pa	Pct	Ft-Fta	Pct	Reb	Avg	Pf	Ast	To	Blk	St	Tp	Avg
2014-15	30-6	338	41-74	.554	0-2	.000	11-22	.500	81	2.7	76	13	15	23	11	93	3.1
2015-16	30-27	726	128-260	.492	9-28	.321	45-70	.643	191	6.4	95	23	45	38	30	310	10.3
2016-17	30-25	721	113-248	.456	6-27	.222	51-70	.729	187	6.2	104	28	48	18	27	283	9.4
2017-18	31-31	805	122-256	.477	23-55	.418	54-74	.730	216	7.0	107	22	47	29	24	321	10.4
<b>Totals</b>	<b>121-89</b>	<b>2590</b>	<b>404-838</b>	<b>.482</b>	<b>38-112</b>	<b>.339</b>	<b>161-236</b>	<b>.682</b>	<b>675</b>	<b>5.6</b>	<b>382</b>	<b>86</b>	<b>155</b>	<b>108</b>	<b>92</b>	<b>1,007</b>	<b>8.3</b>



**CAREER HIGHS**

Points ..... 28, at Washington State (1/11/18)  
 Rebounds..... 10, 2x, last vs. UCLA (1/4/18)  
 Assists..... 8, vs. Charleston So. (11/15/15)  
 Steals ..... 4, 3x, last vs. Oregon State (2/22/17)  
 Minutes..... 44, vs. UCLA (1/4/18)

**SEASON HIGHS**

Points ..... 28, at Washington State (1/11/18)  
 Rebounds..... 10, vs. UCLA (1/4/18)  
 Assists..... 4, 2x, last vs. Washington (2/22/18)  
 Steals ..... 2, 3x, last vs. Oregon State (2/1/18)  
 Minutes..... 44, vs. UCLA (1/4/18)

**2017-18 GAME-BY-GAME**

Opponent	Min.	FG	3FG FT	OD	R	PF	A	TO	B	S	Pts	
Cal Poly*	28	3-9	0-5	4-5	0	3	3	1	1	1	0	10
Pacific*	31	3-10	2-8	3-3	1	5	6	2	4	3	0	11
EWU												DNP
Northeastern												DNP
N. Carolina												DNP
Florida												DNP
Ohio St.												DNP
Portland St.												DNP
Montana												DNP
Long Beach St.												DNP
Denver												DNP
San Francisco												DNP
Kansas												DNP
California*	31	3-11	2-6	5-6	1	1	2	3	2	2	1	13
UCLA*	44	8-18	6-11	4-5	0	10	10	1	2	3	0	26
USC*	32	1-8	0-5	0-2	1	4	5	1	3	2	0	2
Wash. St.*	35	10-14	7-10	1-2	0	1	1	1	2	3	0	28
Washington*	23	3-5	1-3	0-0	0	4	4	5	3	2	0	7
Arizona St.*	40	7-14	3-7	2-2	1	4	5	1	3	2	0	19
Arizona*	37	4-10	2-5	5-6	0	1	1	0	2	1	0	15
USC*	38	3-11	2-9	6-6	0	2	2	1	3	1	0	14
UCLA*	38	6-12	4-8	0-0	0	3	3	2	2	2	0	16
Oregon St.*	37	4-10	2-6	2-6	1	2	3	3	2	4	0	15
Oregon*	33	9-11	5-6	2-3	0	4	4	1	0	2	0	25
Utah*	31	2-10	2-5	1-2	3	1	4	0	2	2	0	7
Colorado*	38	5-15	4-9	4-4	1	3	4	2	1	2	1	18
California*	38	6-10	2-4	3-4	1	3	4	0	1	2	0	17
Washington*	36	6-13	5-9	3-4	0	6	6	2	4	3	0	20
Wash. St.*	37	5-9	2-4	2-2	0	2	2	1	3	2	0	14
Arizona*	39	3-10	2-6	3-4	0	4	4	1	1	0	0	11
Arizona St.*	37	6-12	5-10	3-6	1	2	3	1	2	1	0	20

Category	2017-18 (Career)
Double-doubles	1 (2)
Double-figure pts.	17 (57)
Double-figure reb.	1 (2)
20-point games	5 (13)
30-point games	0 (0)

- Third-year starting forward and first-year team captain
- Voted Pac-12 Scholar-Athlete of the Year
- CoSIDA Academic All-District selection with a 3.42 cumulative GPA
- Missed 11 games with left foot injury, returned 18 games ago
- Joined Stanford's 1,000-point club with 25 points against Oregon
- Scored all 20 of his points (5 threes) in second half in win at ASU
- Ninth in school history with 186 career three pointers
- Averaging 16.5 ppg with 27 three-pointers in his last eight games
- Led Pac-12 in threes (3.1 per game), was sixth in 3-PT FG% (45.5), eighth in scoring (15.9 ppg)
- Career-high 28 points, matching career-high for threes with seven (7-10) at Washington State
- 26 points (six threes), career-high 11 rebounds, career-long 44 minutes in win over UCLA
- Had streak of 63 consecutive games played snapped vs. Eastern Washington earlier this year
- Named to 2017 NABC Honors Court, recognizing juniors & seniors with at least 3.2 GPA
- Only player to start all 31 games last season
- Currently owns more than 150 pairs of shoes

**CAREER STATISTICS**

Year	G-Gs	Min	Fg-Fga	Pct	3p-3pa	Pct	Ft-Fta	Pct	Reb	Avg	Pf	Ast	To	Blk	St	Tp	Avg
2014-15	31-1	267	17-48	.354	9-25	.360	18-26	.692	31	1.0	20	17	14	1	6	61	2.0
2015-16	30-19	880	117-280	.418	52-144	.361	84-114	.737	109	3.6	65	56	33	4	31	370	12.3
2016-17	31-31	927	123-287	.429	67-169	.396	79-107	.738	109	3.5	57	38	43	3	32	392	12.6
2017-18	20-20	703	97-222	.437	58-136	.426	56-72	.778	76	3.8	29	43	40	2	16	308	15.4
<b>Totals</b>	<b>112-71</b>	<b>2777</b>	<b>354-837</b>	<b>.423</b>	<b>186-474</b>	<b>.392</b>	<b>237-319</b>	<b>.743</b>	<b>325</b>	<b>2.9</b>	<b>171</b>	<b>154</b>	<b>130</b>	<b>10</b>	<b>85</b>	<b>1,131</b>	<b>10.1</b>



**CAREER HIGHS**

Points .....14, 2x, last vs. Arizona State (1/17/18)  
 Rebounds 17, vs. Eastern Washington (11/14/17)  
 Assists.....6, vs. UCLA (1/4/18)  
 Blocks ..... 2, 6x, last vs. Oregon (2/3/18)  
 Minutes..... 38 vs. Eastern Washington (11/14/17)

**SEASON HIGHS**

Points .....14, 3x, last vs. Washington (2/22/18)  
 Rebounds 17, vs. Eastern Washington (11/14/17)  
 Assists.....6, vs. UCLA (1/4/18)  
 Blocks ..... 2, 6x, last vs. Oregon (2/3/18)  
 Minutes..... 38 vs. Eastern Washington (11/14/17)

**2017-18 GAME-BY-GAME**

Opponent	Min.	FG	3FG FT	OD	R	PF	A	TO	B	S	Pts	
Cal Poly	21	3-4	1-1	0-0	2	2	4	0	1	4	2	7
Pacific	21	1-3	0-0	5-6	3	3	6	3	0	0	2	7
EWU*	38	5-9	0-0	2-2	6	11	17	5	0	2	0	12
Northeastern*	26	2-5	1-2	0-0	2	2	4	3	0	0	1	5
N. Carolina*	21	2-4	1-2	0-0	0	2	2	5	1	4	2	5
Florida*	28	2-5	1-3	2-2	1	4	5	4	1	2	1	7
Ohio St.*	37	5-7	2-2	2	1	3	3	2	1	1	2	14
Portland St.*	33	2-5	0-0	0-1	2	6	8	5	1	3	1	4
Montana*	20	0-3	0-0	0-0	1	1	2	2	1	4	0	0
Long Beach St.*	29	1-1	0-0	0-1	2	3	5	1	1	4	0	2
Denver	22	1-2	1-1	0-0	3	3	6	2	2	1	1	3
San Francisco*	29	2-4	1-2	2-2	2	4	6	2	1	1	1	7
Kansas*	23	0-3	0-0	1-2	1	6	7	2	2	0	1	1
California	14	1-3	1-3	1-2	0	2	2	2	4	1	0	4
UCLA	36	4-5	0-1	0-0	0	5	5	2	6	2	1	8
USC	30	2-4	2-3	0-0	0	4	4	2	2	1	2	6
Wash. St.*	31	2-5	0-2	0-0	1	5	6	2	1	0	1	4
Washington	30	1-2	1-1	2-2	1	10	11	2	1	3	2	5
Arizona St.	18	4-4	2-2	4-6	1	6	7	4	1	0	1	14
Arizona	25	2-4	0-0	0-0	0	0	0	4	1	2	0	4
USC	32	4-7	3-4	0-0	3	5	8	3	2	2	1	11
UCLA	9	1-1	0-0	0-0	0	0	0	3	0	1	0	2
Oregon St.	25	4-6	0-0	0-0	1	2	3	2	1	0	1	8
Oregon	27	2-4	1-1	2-2	0	3	3	2	1	1	2	7
Utah	17	0-0	0-0	0-0	0	1	1	5	0	1	0	0
Colorado	13	1-3	0-2	0-0	2	3	5	3	1	1	1	2
California	21	2-6	0-1	1-2	2	1	3	1	0	1	2	5
Washington	29	5-8	2-3	2-5	3	4	7	2	1	2	0	14
Wash. St.	20	3-5	1-2	1-2	2	0	2	2	0	4	0	8
Arizona	19	2-5	1-2	0-0	2	1	3	1	0	0	0	5
Arizona St.	11	2-4	0-0	2-2	1	0	1	5	1	1	0	6

Category	2017-18 (Career)
Double-doubles	1 (1)
Double-figure pts.	5 (5)
Double-figure reb.	2 (2)
20-point games	0 (0)
30-point games	0 (0)

- Speaks six languages fluently
- Has played in all 31 games with 11 starts on the year
- Averaging 24.4 minutes per game
- Second on the team with 27 blocks
- Averaging 8.3 ppg in his last four contests
- Matched career-high with 14 points against Washington at home
- Also posted 14 points in 18 minutes in win over Arizona State and 14 vs. Ohio State in the PK80
- Recorded first career double-double with 12 points and 17 rebounds against Eastern Washington
- Native of Munich, regarded as one of Germany's top prospects
- Played for Germany's Under 19 National Team that competed in the 2017 FIBA U19 World Cup in Cairo, Egypt, leading Germany to fifth place in the tournament
- Started all seven games for Germany in the tournament and averaged 10.3 points, 4.0 rebounds, 1.7 steals and 1.4 blocks in 25.7 minutes per game
- Competed for Germany in the Under 18 European Championship in 2016, leading Germany to a fourth-place finish with an average of 9.5 points and 6.0 rebounds per game
- Also played for Germany's Under 18 National Team in the prestigious Albert Schweitzer Tournament in April of 2016, averaging 7.0 points, 5.4 rebounds and 1.7 blocks.

**CAREER STATISTICS**

Year	G-Gs	Min	Fg-Fga	Pct	3p-3pa	Pct	Ft-Fta	Pct	Reb	Avg	Pf	Ast	To	Blk	St	Tp	Avg
2017-18	31-11	755	68-131	.519	22-40	.550	29-42	.690	146	4.7	84	36	49	27	15	187	6.0



**CAREER HIGHS**

Points ..... 35, vs. Arizona State (12/30/16)  
 Rebounds 6, 2x, last vs. Washington St. (1/12/17)  
 Assists ..... 4, 2x, last vs. Oregon State (2/22/17)  
 Steals ..... 3, 2x, last at Arizona State (2/11/17)  
 Minutes... 32, 2x, last vs. Arizona State (12/30/16)

**SEASON HIGHS**

Points .....  
 Rebounds.....  
 Assists.....  
 Steals .....  
 Minutes.....

Category	2017-18 (Career)
Double-doubles	0 (0)
Double-figure pts.	0 (12)
Double-figure reb.	0 (0)
20-point games	0 (1)
30-point games	0 (1)

- Redshirting the 2017-18 season
- Played in all 31 games with five starts last season
- Averaged 18.9 minutes, played 20+ min.in 14 contests last year
- Career-high 35 points (tied for 19th-most in a game in school history) in a career-long 32 min. in the Pac-12 opener vs. ASU
- Averaged 6.7 ppg, recording double figures in six games
- Led team with 19 points (8-of-9 FT) off the bench in first meeting with Colorado
- Matched his career-high with six rebounds at home against Washington State
- Poured in 17 points against Cal State Northridge
- Career-best three steals on three occasions, against Arizona State (at ASU and in the Pac-12 Tournament) and Colorado State
- Played at least 20 minutes in nine of his final 14 games last season
- First Team All-State selection in Georgia as a senior, averaging 28.0 ppg
- Father, Marcus, played basketball at Morgan State and in Puerto Rico

**CAREER STATISTICS**

Year	G-Gs	Min	Fg-Fga	Pct	3p-3pa	Pct	Ft-Fta	Pct	Reb	Avg	Pf	Ast	To	Blk	St	Tp	Avg
2015-16	28-4	467	56-144	.389	17-45	.378	40-57	.702	63	2.3	40	28	32	2	13	169	6.0
2016-17	31-5	587	66-182	.363	23-71	.324	52-64	.813	48	1.5	39	48	38	2	26	207	6.7
2017-18	0-0	000	0-0	.000	0-0	.000	0-0	.000	0	0.0	0	0	0	0	0	0	0.0
<b>Totals</b>	<b>58-9</b>	<b>1033</b>	<b>119-318</b>	<b>.374</b>	<b>38-112</b>	<b>.339</b>	<b>92-121</b>	<b>.760</b>	<b>109</b>	<b>1.9</b>	<b>79</b>	<b>72</b>	<b>70</b>	<b>4</b>	<b>36</b>	<b>368</b>	<b>6.3</b>

**2017-18 GAME-BY-GAME**

Opponent	Min.	FG	3FG FT	O	D	R	P	F	A	T	O	B	S	Pts
Cal Poly														DNP
Pacific														DNP
EWU														DNP
Northeastern														DNP
N. Carolina														DNP
Florida														DNP
Ohio St.														DNP
Portland St.														DNP
Montana														DNP
Long Beach St.														DNP
Denver														DNP
San Francisco														DNP
Kansas														DNP
California														DNP
UCLA														DNP
USC														DNP
Wash. St.														DNP
Washington														DNP
Arizona St.														DNP
Arizona														DNP
USC														DNP
UCLA														DNP
Oregon St.														DNP
Oregon														DNP
Utah														DNP
Colorado														DNP
California														DNP
Washington														DNP
Wash. St.														DNP
Arizona														DNP
Arizona St.														DNP



**CAREER HIGHS**

Points ..... 15, vs. CSUN (11/15/16)  
 Rebounds..... 7, 4x, last vs. California (12-30-17)  
 Assists ..... 1, 4x, last vs. Cal Poly (11/10/17)  
 Blocks ..... 4, 2x, last vs. Montana (11/29/17)  
 Minutes..... 26, at USC (1/5/17)

**SEASON HIGHS**

Points ..... 14, vs. Arizona State (1/17/18)  
 Rebounds..... 7, 2x, last vs. California (12-30-17)  
 Assists..... 1, 3x, last at Arizona State (3/1/18)  
 Blocks ..... 4, vs. Montana (11/29/17)  
 Minutes..... 20, vs. Florida (11/23/17)

Category	2017-18 (Career)
Double-doubles	0 (0)
Double-figure pts.	2 (3)
Double-figure reb.	0 (0)
20-point games	0 (0)
30-point games	0 (0)

- Has played in all but two games
- Owns 25 blocks on the season
- Key defensive play to help seal win at Arizona State
- Season-high 14 points (7-of-7 from the field) in 18 min. vs. ASU
- 13 points, shooting 5-of-6 from the floor overall and 2-of-3 from three with five rebounds in 16 minutes vs. San Francisco
- Nine points and six rebounds against Florida in the PK80
- Matched career-highs in blocks (4) and rebounds (7) vs. Montana
- Saw action in all 31 games last season, averaged 13.4 minutes per contest in 2016-17
- Recorded a team-best 34 blocks on the year, including 21 blocks in Pac-12 play
- Ranked eighth in the Pac-12 in blocks (1.2 bpg) in conference action and 13th overall (1.1 bpg)
- Recorded multiple blocks in 11 games last year
- Posted career-high 15 points to go along with five rebs in 19 minutes against Cal State Northridge
- Grabbed at least five rebounds in nine games last season

**CAREER STATISTICS**

Year	G-Gs	Min	Fg-Fga	Pct	3p-3pa	Pct	Ft-Fta	Pct	Reb	Avg	Pf	Ast	To	Blk	St	Tp	Avg
2015-16	26-0	205	22-46	.478	1-6	.167	5-13	.385	40	1.5	43	3	6	23	5	50	1.9
2016-17	31-0	416	41-105	.390	6-22	.273	13-29	.448	89	2.9	80	4	22	34	8	101	3.3
2017-18	29-0	282	39-72	.542	4-12	.333	15-25	.600	70	2.4	63	3	18	25	6	97	3.3
<b>Totals</b>	<b>86-0</b>	<b>903</b>	<b>102-223</b>	<b>.457</b>	<b>11-40</b>	<b>.275</b>	<b>33-67</b>	<b>.493</b>	<b>199</b>	<b>2.3</b>	<b>186</b>	<b>10</b>	<b>46</b>	<b>82</b>	<b>19</b>	<b>248</b>	<b>2.9</b>

**2017-18 GAME-BY-GAME**

Opponent	Min.	FG	3FG FT	O	D	R	P	F	A	T	O	B	S	Pts
Cal Poly	10	1-2	0-1	2-2	0	2	2	2	1	1	1	0	4	4
Pacific	9	2-4	0-2	0-0	0	1	1	3	0	1	0	0	4	4
EWU	7	1-3	0-0	0-2	0	0	0	0	0	1	0	0	2	2
Northeastern* 11	2-2	0-0	0-0	1	2	3	0	0	1	1	0	4	4	4
N. Carolina	13	1-4	0-1	2-2	1	1	2	0	0	0	0	2	0	4
Florida	20	3-5	2-2	1-4	1	5	6	4	0	0	0	0	9	9
Ohio St.	9	0-0	0-0	2-2	1	2	3	2	0	0	2	0	2	2
Portland St.	15	1-1	0-0	0-0	1	3	4	5	0	2	2	0	2	2
Montana	13	1-2	0-0	4-6	2	5	7	2	0	2	4	2	6	6
Long Beach St.	18	2-4	0-0	0-0	2	4	6	2	1	2	1	2	4	4
Denver	8	0-1	0-0	0-0	0	1	1	1	0	1	0	1	0	0
San Francisco	16	5-6	2-3	1-1	1	4	5	4	0	1	0	1	13	13
Kansas	7	0-2	0-1	1-2	2	1	3	0	0	0	0	0	1	1
California	11	4-7	0-0	1-2	5	2	7	4	0	0	1	1	9	9
UCLA	16	2-4	0-0	0-1	2	1	3	4	0	2	1	0	4	4
USC	5	1-2	0-1	0-0	1	0	1	0	0	0	0	0	2	2
Wash. St.	3	0-0	0-0	0-0	0	1	1	1	0	1	0	0	0	0
Washington	7	1-2	0-0	1-1	0	0	0	4	0	0	0	0	3	3
Arizona St.	18	7-7	0-0	0-0	3	1	4	3	0	2	2	0	14	14
Arizona	3	0-1	0-0	0-0	0	0	0	3	0	0	0	0	0	0
USC	2	0-0	0-0	0-0	0	0	0	2	0	1	0	0	0	0
UCLA	4	1-2	0-0	0-0	0	0	1	0	0	1	0	1	2	2
Oregon St.	5	0-0	0-0	0-0	0	0	0	2	0	0	0	2	0	0
Oregon	12	1-2	0-1	0-0	0	1	1	2	0	0	0	0	2	2
Utah	3	0-2	0-0	0-0	0	1	1	2	0	0	0	0	0	0
Colorado														DNP
California	7	0-1	0-0	0-0	1	2	3	2	0	0	3	0	0	0
Washington	4	0-0	0-0	0-0	0	2	2	3	0	0	1	0	0	0
Wash. St.														DNP
Arizona	14	2-2	0-0	0-0	1	0	1	2	0	0	0	0	4	4
Arizona St.	12	1-4	0-0	0-0	1	2	3	3	1	0	0	0	2	2





**CAREER HIGHS**

Points ..... 5, 2x, last at Colorado (2/11/18)  
 Rebounds..... 5, at Colorado (2/11/18)  
 Assists..... 1, 7x, last at Arizona State (3/3/18)  
 Blocks ..... 3, at Colorado (2/11/18)  
 Minutes.....19, 3, at Colorado (2/11/18)

**SEASON HIGHS**

Points ..... 5, at Colorado (2/11/18)  
 Rebounds..... 5, at Colorado (2/11/18)  
 Assists.....2x, last at Arizona State (3/3/18)  
 Blocks ..... 3, at Colorado (2/11/18)  
 Minutes.....19, 3, at Colorado (2/11/18)

**2017-18 GAME-BY-GAME**

Opponent	Min.	FG	3FG	FT	O	D	R	PF	A	T	B	S	Pts
Cal Poly	4	1-1	0-0	0-0	0	0	0	1	0	0	0	0	2
Pacific	1	0-0	0-0	0-0	0	0	0	0	0	0	0	0	0
EWU													DNP
Northeastern													DNP
N. Carolina	4	0-1	0-0	0-0	1	1	2	0	0	0	0	1	0
Florida	2	1-1	0-0	0-0	0	0	0	0	0	0	0	1	2
Ohio St.													DNP
Portland St.	1	0-0	0-0	0-0	0	0	0	0	0	0	0	0	0
Montana													DNP
Long Beach St.													DNP
Denver													DNP
San Francisco													DNP
Kansas													DNP
California													DNP
UCLA													DNP
USC													DNP
Wash. St.													DNP
Washington													DNP
Arizona St.													DNP
Arizona													DNP
USC													DNP
UCLA													DNP
Oregon St.													DNP
Oregon	3	1-1	0-0	0-0	0	0	0	0	0	0	0	1	2
Utah	4	0-0	0-0	1-2	1	1	2	0	0	0	0	0	1
Colorado	19	2-2	0-0	1-1	3	2	5	4	0	0	3	0	5
California	2	0-0	0-0	0-0	0	0	0	0	1	1	0	0	0
Washington	2	0-0	0-0	0-0	0	0	1	0	1	0	0	0	0
Wash. St.	2	0-0	0-0	0-0	1	0	1	0	0	0	1	0	0
Arizona													DNP
Arizona St.	5	0-0	0-0	0-2	0	1	1	0	1	1	0	0	0

- Has played in 12 games, including seven of the last eight
- Career day against Colorado, posting career-highs in points (5), rebounds (5) and blocks (3) in a career-long 19 minutes
- Saw action in 16 games, including 10 Pac-12 contests last season
- Averaged 5.7 minutes per contest last season
- Season-long 12 minutes of action against Cal State East Bay
- Scored season-best five points and collected two rebs. in 11 minutes of action at Oregon
- Posted a season-best two blocks in 11 minutes of action at Colorado
- Made collegiate debut against Harvard in the season opener
- Scored first career points on a pair of free throws against Cal State Northridge
- 2016 graduate of Maranatha High School in Pasadena, California
- Consensus four-star prospect in 2016 class by the major recruiting services
- Ranked as 13th-best power forward in the nation by Scout.com and 68th-best prospect overall
- Member of the Rivals100 for the Class of 2016; group ranks him as the 88th-best prospect

Category	2017-18 (Career)
Double-doubles	0 (0)
Double-figure pts.	0 (0)
Double-figure reb.	0 (0)
20-point games	0 (0)
30-point games	0 (0)

**CAREER STATISTICS**

Year	G-Gs	Min	Fg-Fga	Pct	3p-3pa	Pct	Ft-Fta	Pct	Reb	Avg	Pf	Ast	To	Blk	St	Tp	Avg
2016-17	16-0	91	3-17	.176	0-0	.000	4-14	.286	11	0.7	8	6	5	3	3	10	0.6
2017-18	12-0	47	5-6	.833	0-0	.000	2-5	.400	11	0.9	6	2	3	4	3	12	1.0
<b>Totals</b>	<b>28-0</b>	<b>138</b>	<b>8-23</b>	<b>.348</b>	<b>0-0</b>	<b>.000</b>	<b>6-19</b>	<b>.316</b>	<b>22</b>	<b>0.8</b>	<b>14</b>	<b>8</b>	<b>8</b>	<b>7</b>	<b>6</b>	<b>22</b>	<b>0.8</b>

# THE LAST TIME

## TEAM

### Scored 100 points

Stanford ..... 107, vs. UCLA (1-4-18)  
Opponent..... 108, Florida (11-23-17)

### Scored less than 50 points

Stanford ..... 49, at SMU (12-19-16)  
Opponent..... 46, at Oregon State (1-19-17)

### Scored less than 40 points

Stanford ..... 39, at Washington State (2-25-06)  
Opponent..... 38, vs. Carroll College (12-27-15)

### Overtime game

Stanford win ..... vs. UCLA (107-99 on 1-4-18)  
Stanford loss..... vs. Arizona State (98-88 on 3-8-17)

### Double Overtime game

Stanford win ..... vs. UCLA (107-99 in 2OT on 1-4-18)  
Stanford loss..... at UCLA (86-61 in 2OT on 1-8-15)

### 40-point win

Stanford ..... Stanford 83, Carroll College 38 (12-27-15)  
Opponent..... Oregon State 81, Stanford 38 (1-11-82)

### 50-point win

Stanford ..... Stanford 111, Harvard 56 (11-9-07)  
Opponent..... never

### 60 points in a half

Stanford ..... 63 (1st half), vs. Harvard (11-9-07)  
Opponent..... 60 (2nd half), at USC (1-26-02)

### Between 16-20 points in a half

Stanford ..... 20 (1st half), at Colorado (2-11-18)  
Opponent..... 20 (1st half), vs. Weber State (11-17-16)

### 15 points or less in a half

Stanford ..... 12 (1st half), vs. Santa Clara (12-16-06)  
Opponent..... 14 (1st half), vs. Arkansas-Pine Bluff (12-29-14)

### 50 rebounds by a team

Stanford ..... 53, vs. UCLA (1-4-18)  
Opponent..... 51, at UCLA (1-8-15)

### 12 or more three-pointers in a game

Stanford ..... 12, vs. Oregon (2-3-18)  
Opponent..... 15, Florida (11-23-17)

### 10 or more steals in a game

Stanford ..... 13, vs. Oregon State (2-22-17)  
Opponent..... 10, Washington (1-13-18)

### 25 turnovers in a game

Stanford ..... 28, vs. Portland State (11-26-17)  
Opponent..... 25, vs. Arkansas-Pine Bluff (12-29-14)

### Five players scoring in double digits

Stanford ..... 5, vs. Arizona State (1-17-18)  
Opponent..... 5, Florida (11-23-17)

### More than five players scoring in double digits

Stanford ..... 6, vs. Green Bay (11-13-15)  
Opponent..... 6, at Colorado (3-2-17)

## INDIVIDUAL

### Player recorded a double-double

Stanford ..... Reid Travis (24 pts./14 rebs.), at Arizona State (3-3-18)  
Opponent..... Deandra Ayton (12 pts./10 rebs.), Arizona (3-1-18)

### Two players recorded a double-double

Stanford.... Travis (20 pts/10 rebs)/Humphrey (13 pts/12 rebs), vs. Arizona (1-20-18)  
Opponent..... Kevon Looney/Tony Parker, at UCLA (1-8-15)

### Player recorded a triple-double

Stanford..... Brook Lopez (18 pts/11 reb/12 blk), vs. USC (1-25-07)  
Opponent..... Kyle Weaver (14 pts/13 reb/10 ast), vs. Wash. St. (1-13-07)

### Game decided by buzzer-beater

Stanford win ..... Daejon Davis, vs. USC (1-7-18)  
Stanford loss..... Lamont Jones, vs. Arizona (2-27-10)

### 30 points

Stanford ..... Reid Travis (33), vs. Washington (2-22-18)  
Opponent..... Aaron Holiday (31), UCLA (1-4-18)

### 40 points

Stanford ..... Casey Jacobsen (41), vs. Oregon (2-7-02)  
Opponent..... Damon Stoudamire (45), Arizona (1-14-95)

### Two players with 20 or more points

Stanford ..... Travis (24)/Pickens (20), at Arizona State (3-3-18)  
Opponent..... Berry II (29)/Williams (20), North Carolina (11-20-17)

### Three players with 20 or more points

Stanford ..... Brown (21)/Randle (21)/Nastic (20), vs. Arizona St. (1-24-15)  
Opponent..... Moore (25)/Brown (23)/Carmichael (21), vs. Illinois St. (3-19-12)

### No double digit scorer

Stanford ..... at USC (1-20-11)  
Opponent..... vs. Carroll College (12-27-15)

### 12 field goals

Stanford ..... Michael Humphrey (12), vs. UCLA (2-27-16)  
Opponent..... Markelle Fultz (12), vs. Washington (1-14-17)

### 7 three-pointers

Stanford ..... Dorian Pickens (7) at Washington State (1-11-18)  
Opponent ..... Jabari Bird (7), vs. California (2-17-17)

### 15 free throws

Stanford ..... Reid Travis (19), at Kansas (12-3-16)  
Opponent..... Jared Cunningham (15), vs. Oregon State (3-9-11)

### 15 rebounds

Stanford ..... Oscar da Silva (17), vs. Eastern Washington (11-14-17)  
Opponent..... Kevon Looney (19), at UCLA (1-8-15)

### 20 rebounds

Stanford ..... Matt Haryasz (20), vs. Oregon (1-29-05)  
Opponent..... Andre Roberson (20), at Colorado (1-24-13)

### Three players with 10 or more rebounds

Stanford ..... Travis (12)/R. Allen (10)/Pickens (10), vs. Villanova (11-26-15)  
Opponent..... Johnson (13)/Scott (10), at Colorado (2-15-15)

### 10 assists

Stanford ..... Daejon Davis (10), at UCLA (1-27-18)  
Opponent..... Chris Chiozza (11), Florida (11-23-17)





### 2017-18 Stanford Basketball STANFORD Combined Team Statistics (as of Mar 03, 2018) All games

<b>RECORD:</b>	<b>OVERALL</b>	<b>HOME</b>	<b>AWAY</b>	<b>NEUTRAL</b>
ALL GAMES	17-14	13-4	4-6	0-4
CONFERENCE	11-7	7-2	4-5	0-0
NON-CONFERENCE	6-7	6-2	0-1	0-4

#	Player	gp-gs	min	avg	Total		3-Point		F-Throw		Rebounds				pf	dq	a	to	blk	stl	pts	avg
					fg-fga	fg%	3fg-fga	3fg%	ft-fga	ft%	off	def	tot	avg								
22	Travis, Reid	31-31	1053	34.0	220-418	.526	17-56	.304	150-222	.676	88	166	254	8.2	77	3	42	64	4	26	607	19.6
11	Pickens, Dorian	20-20	703	35.2	97-222	.437	58-136	.426	56-72	.778	11	65	76	3.8	29	1	43	40	2	16	308	15.4
01	Davis, Daejon	29-29	890	30.7	102-217	.470	19-51	.373	84-125	.672	23	104	127	4.4	73	3	144	116	6	36	307	10.6
10	Humphrey, Michael	31-31	805	26.0	122-256	.477	23-55	.418	54-74	.730	49	167	216	7.0	107	7	22	47	29	24	321	10.4
00	Okpala, KZ	19-17	529	27.8	61-153	.399	6-27	.222	59-90	.656	21	47	68	3.6	55	2	30	45	12	12	187	9.8
13	Da Silva, Oscar	31-11	755	24.4	68-131	.519	22-40	.550	29-42	.690	46	100	146	4.7	84	5	36	49	27	15	187	6.0
04	White, Isaac	30-9	536	17.9	56-150	.373	38-110	.345	28-38	.737	1	39	40	1.3	22	0	25	26	0	6	178	5.9
02	Cartwright, Robert	24-6	459	19.1	43-114	.377	18-54	.333	23-31	.742	5	35	40	1.7	29	0	62	27	1	16	127	5.3
20	Sharma, Josh	29-0	282	9.7	39-72	.542	4-12	.333	15-25	.600	26	44	70	2.4	63	1	3	18	25	6	97	3.3
05	Pugh, Kodye	15-1	100	6.7	5-18	.278	1-9	.111	5-10	.500	4	4	8	0.5	10	0	6	10	1	3	16	1.1
33	Stanback, Trevor	12-0	47	3.9	5-6	.833	0-0	.000	2-5	.400	6	5	11	0.9	6	0	2	3	4	3	12	1.0
15	Herenton, Rodney	5-0	8	1.6	1-1	1.000	0-0	.000	2-2	1.000	0	1	1	0.2	0	0	0	0	0	0	4	0.8
25	Pagon, Blake	12-0	83	6.9	0-2	.000	0-2	.000	0-1	.000	0	10	10	0.8	8	0	6	5	0	1	0	0.0
Team											57	54	111				10					
Total.....		31	6250		819-1760	.465	206-552	.373	507-737	.688	337	841	1178	38.0	563	22	421	460	111	164	2351	75.8
Opponents.....		31	6250		844-1916	.441	245-693	.354	389-566	.687	305	711	1016	32.8	619	26	409	371	140	209	2322	74.9

TEAM STATISTICS	STAN	OPP	Date	Opponent	Score	Att.
SCORING	2351	2322	11/10/17	CAL POLY	w 78-62	6276
Points per game	75.8	74.9	11/12/17	PACIFIC	w 89-80	3103
Scoring margin	+0.9	-	11/14/17	EASTERN WASHINGTON	L 61-67	2799
FIELD GOALS-ATT	819-1760	844-1916	11/17/17	NORTHEASTERN	w 73-59	2998
Field goal pct	.465	.441	11/20/17	#9 NORTH CAROLINA	L 72-96	7233
3 POINT FG-ATT	206-552	245-693	11/23/17	vs #7 Florida	L 87-108	7878
3-point FG pct	.373	.354	11/24/17	vs Ohio State	L 71-79	14274
3-pt FG made per game	6.6	7.9	11/26/17	vs Portland State	L 78-87	2771
FREE THROWS-ATT	507-737	389-566	11/29/17	MONTANA	w 70-54	3145
Free throw pct	.688	.687	12/3/17	at Long Beach State	L 68-76	2564
F-Throws made per game	16.4	12.5	12/15/17	DENVER	w 75-62	3303
REBOUNDS	1178	1016	12/17/17	SAN FRANCISCO	w 71-59	4031
Rebounds per game	38.0	32.8	12/21/17	vs #14 Kansas	L 54-75	7880
Rebounding margin	+5.2	-	* 12/30/17	CALIFORNIA	L 74-77	4293
ASSISTS	421	409	* 1/4/18	UCLA	wo2 107-99	4497
Assists per game	13.6	13.2	* 1/7/18	USC	w 77-76	4087
TURNOVERS	460	371	* 1/11/18	at Washington State	w 79-70	2540
Turnovers per game	14.8	12.0	* 01/13/18	at Washington	w 73-64	8256
Turnover margin	-2.9	-	* 1/17/18	#16 ARIZONA STATE	w 86-77	4014
Assist/turnover ratio	0.9	1.1	* 1/20/18	#19 ARIZONA	L 71-73	6079
STEALS	164	209	* 01/24/18	at USC	L 64-69	4116
Steals per game	5.3	6.7	* 01/27/18	at UCLA	L 73-89	10519
BLOCKS	111	140	* 2/1/18	OREGON STATE	w 80-71	3601
Blocks per game	3.6	4.5	* 2/3/18	OREGON	w 96-61	4894
ATTENDANCE	73211	118180	* 02/08/18	at Utah	L 60-75	14038
Home games-Avg/Game	17-4307	10-8538	* 2/11/18	at Colorado	L 56-64	8323
Neutral site-Avg/Game	-	4-8201	* 2/18/18	at CALIFORNIA	w 77-73	8482
Score by Periods	1st	2nd	OT	OT2	Totals	
STANFORD	1118	1211	9	13	2351	* 2/22/18 WASHINGTON 94-78 3625
Opponents	1088	1220	9	5	2322	* 2/24/18 WASHINGTON STATE 86-84 5233
						* 03/01/18 at #19 ARIZONA 67-75 14644
						* 03-03-18 at Arizona State 84-83 11895

\* = Conference game



### 2017-18 Stanford Basketball STANFORD Combined Team Statistics (as of Mar 03, 2018) Conference games

<b>RECORD:</b>	<b>OVERALL</b>	<b>HOME</b>	<b>AWAY</b>	<b>NEUTRAL</b>
ALL GAMES	11-7	7-2	4-5	0-0
CONFERENCE	11-7	7-2	4-5	0-0
NON-CONFERENCE	0-0	0-0	0-0	0-0

#	Player	gp-gs	min	Total			3-Point		F-Throw		Rebounds					pf	dq	a	to	blk	stl	pts	avg
				avg	fg-nga	fg%	3fg-nga	3fg%	ft-nga	ft%	off	def	tot	avg									
22	Travis, Reid	18-18	604	33.6	121-230	.526	10-29	.345	77-118	.653	61	101	162	9.0	41	2	21	33	4	13	329	18.3	
11	Pickens, Dorian	18-18	644	35.8	91-203	.448	56-123	.455	49-64	.766	10	57	67	3.7	26	1	38	36	2	14	287	15.9	
01	Davis, Daejon	18-18	580	32.2	69-147	.469	14-37	.378	56-81	.691	13	68	81	4.5	44	2	99	58	4	27	208	11.6	
00	Okpala, KZ	18-17	501	27.8	59-145	.407	5-25	.200	58-88	.659	21	45	66	3.7	52	2	30	45	11	10	181	10.1	
10	Humphrey, Michael	18-18	449	24.9	71-147	.483	10-29	.345	18-30	.600	27	78	105	5.8	66	6	14	24	18	16	170	9.4	
13	Da Silva, Oscar	18-1	407	22.6	42-76	.553	14-27	.519	15-23	.652	19	52	71	3.9	47	2	23	23	14	4	113	6.3	
20	Sharma, Josh	16-0	126	7.9	20-36	.556	0-2	.000	2-4	.500	14	13	27	1.7	38	0	1	6	11	1	42	2.6	
04	White, Isaac	17-0	178	10.5	13-39	.333	9-29	.310	7-11	.636	1	14	15	0.9	5	0	11	5	0	2	42	2.5	
02	Cartwright, Robert	11-0	92	8.4	5-15	.333	4-8	.500	2-4	.500	0	6	6	0.5	5	0	13	4	0	3	16	1.5	
33	Stanback, Trevor	7-0	37	5.3	3-3	1.000	0-0	.000	2-5	.400	5	4	9	1.3	5	0	2	3	4	1	8	1.1	
15	Herenton, Rodney	2-0	4	2.0	1-1	1.000	0-0	.000	0-0	.000	0	1	1	0.5	0	0	0	0	0	0	2	1.0	
05	Pugh, Kodye	8-0	22	2.8	2-4	.500	1-2	.500	1-3	.333	3	2	5	0.6	1	0	1	3	1	2	6	0.8	
25	Pagon, Blake	2-0	6	3.0	0-0	.000	0-0	.000	0-0	.000	0	0	0	0.0	0	0	0	1	0	0	0	0.0	
Team											29	37	66	7									
Total.....		18	3650	497-1046		.475	123-311	.395	287-431	.666	203	478	681	37.8	330	15	253	248	69	93	1404	78.0	
Opponents.....		18	3650	501-1109		.452	131-389	.337	225-334	.674	172	412	584	32.4	343	16	246	212	91	114	1358	75.4	

<b>TEAM STATISTICS</b>	<b>STAN</b>	<b>OPP</b>	<b>Date</b>	<b>Opponent</b>	<b>Score</b>	<b>Att.</b>
SCORING	1404	1358	* 12/30/17	CALIFORNIA	L 74-77	4293
Points per game	78.0	75.4	* 1/4/18	UCLA	Wo2 107-99	4497
Scoring margin	+2.6	-	* 1/7/18	USC	w 77-76	4087
FIELD GOALS-ATT	497-1046	501-1109	* 1/11/18	at Washington State	w 79-70	2540
Field goal pct	.475	.452	* 01/13/18	at Washington	w 73-64	8256
3 POINT FG-ATT	123-311	131-389	* 1/17/18	#16 ARIZONA STATE	w 86-77	4014
3-point FG pct	.395	.337	* 1/20/18	#19 ARIZONA	L 71-73	6079
3-pt FG made per game	6.8	7.3	* 01/24/18	at USC	L 64-69	4116
FREE THROWS-ATT	287-431	225-334	* 01/27/18	at UCLA	L 73-89	10519
Free throw pct	.666	.674	* 2/1/18	OREGON STATE	w 80-71	3601
F-Throws made per game	15.9	12.5	* 2/3/18	OREGON	w 96-61	4894
REBOUNDS	681	584	* 02/08/18	at Utah	L 60-75	14038
Rebounds per game	37.8	32.4	* 2/11/18	at Colorado	L 56-64	8323
Rebounding margin	+5.4	-	* 2/18/18	at CALIFORNIA	w 77-73	8482
ASSISTS	253	246	* 2/22/18	WASHINGTON	w 94-78	3625
Assists per game	14.1	13.7	* 2/24/18	WASHINGTON STATE	w 86-84	5233
TURNOVERS	248	212	* 03/01/18	at #19 ARIZONA	L 67-75	14644
Turnovers per game	13.8	11.8	* 03-03-18	at Arizona State	w 84-83	11895
Turnover margin	-2.0	-	* = Conference game			
Assist/turnover ratio	1.0	1.2				
STEALS	93	114				
Steals per game	5.2	6.3				
BLOCKS	69	91				
Blocks per game	3.8	5.1				
ATTENDANCE	40323	82813				
Home games-Avg/Game	9-4480	9-9201				
Neutral site-Avg/Game	-	0-0				

<b>Score by Periods</b>	<b>1st</b>	<b>2nd</b>	<b>OT</b>	<b>OT2</b>	<b>Totals</b>
STANFORD	653	729	9	13	1404
Opponents	653	691	9	5	1358



**STANFORD Team Game-by-Game (as of Mar 03, 2018)**  
All games

TEAM STATISTICS

Opponent	Date	Score	Total		3-Pointers		Free throws		Rebounds				pf	a	t/o	blk	stl	pts	avg	
			fg-fga	pct	3fg-fga	pct	ft-fa	pct	off	def	tot	avg								
CAL POLY	11/10/17	78-62	W	26-53	.491	9-19	.474	17-23	.739	11	30	41	41.0	10	13	16	4	6	78	78.0
PACIFIC	11/12/17	89-80	W	24-55	.436	6-24	.250	35-39	.897	8	32	40	40.5	23	19	14	4	6	89	83.5
EASTERN WASHINGTON	11/14/17	61-67	L	21-62	.339	2-16	.125	17-27	.630	12	33	45	42.0	19	8	8	2	3	61	76.0
NORTHEASTERN	11/17/17	73-59	W	28-56	.500	6-11	.545	11-15	.733	9	27	36	40.5	13	14	12	2	7	73	75.2
#9 NORTH CAROLINA	11/20/17	72-96	L	24-56	.429	7-19	.368	17-28	.607	7	25	32	38.8	18	14	19	4	8	72	74.6
vs #7 Florida	11/23/17	87-108	L	27-50	.540	7-17	.412	26-32	.813	5	23	28	37.0	22	15	18	2	6	87	76.7
vs Ohio State	11/24/17	71-79	L	22-61	.361	6-21	.286	21-30	.700	13	25	38	37.1	25	11	13	4	6	71	75.9
vs Portland State	11/26/17	78-87	L	28-54	.519	7-14	.500	15-22	.682	13	30	43	37.9	25	12	28	5	3	78	76.1
MONTANA	11/29/17	70-54	W	21-48	.438	3-11	.273	25-33	.758	11	36	47	38.9	14	12	18	5	5	70	75.4
at Long Beach State	12/3/17	68-76	L	28-57	.491	6-19	.316	6-10	.600	13	24	37	38.7	15	12	17	1	5	68	74.7
DENVER	12/15/17	75-62	W	26-51	.510	13-32	.406	10-20	.500	8	22	30	37.9	16	16	15	3	9	75	74.7
SAN FRANCISCO	12/17/17	71-59	W	26-50	.520	5-18	.278	14-16	.875	9	32	41	38.2	19	11	20	3	2	71	74.4
vs #14 Kansas	12/21/17	54-75	L	21-61	.344	6-20	.300	6-11	.545	15	24	39	38.2	14	11	14	3	5	54	72.8
CALIFORNIA	12/30/17	74-77	L	26-59	.441	5-17	.294	17-33	.515	13	26	39	38.3	23	16	12	4	3	74	72.9
UCLA	1/4/18	107-99	Wot	38-74	.514	9-21	.429	22-32	.688	11	42	53	39.3	26	17	13	6	2	107	75.2
USC	1/7/18	77-76	W	31-63	.492	5-22	.227	10-15	.667	13	24	37	39.1	10	14	11	3	6	77	75.3
at Washington State	1/11/18	79-70	W	27-52	.519	11-25	.440	14-21	.667	5	20	25	38.3	19	12	13	3	4	79	75.5
at Washington	01/13/18	73-64	W	27-58	.466	4-11	.364	15-28	.536	14	34	48	38.8	21	12	18	3	4	73	75.4
#16 ARIZONA STATE	1/17/18	86-77	W	32-63	.508	8-19	.421	14-25	.560	13	31	44	39.1	17	21	13	5	3	86	75.9
#19 ARIZONA	1/20/18	71-73	L	25-61	.410	4-12	.333	17-23	.739	13	25	38	39.0	16	9	11	1	5	71	75.7
at USC	01/24/18	64-69	L	22-50	.440	6-19	.316	14-19	.737	8	27	35	38.9	13	11	16	2	4	64	75.1
at UCLA	01/27/18	73-89	L	28-61	.459	8-20	.400	9-12	.750	9	19	28	38.4	21	19	13	2	8	73	75.0
OREGON STATE	2/1/18	80-71	W	29-52	.558	5-12	.417	17-28	.607	9	19	28	37.9	25	15	18	5	8	80	75.3
OREGON	2/3/18	96-61	W	35-56	.625	12-20	.600	14-17	.824	6	28	34	37.8	13	18	12	2	5	96	76.1
at Utah	02/08/18	60-75	L	19-53	.358	6-13	.462	16-22	.727	12	26	38	37.8	19	11	11	4	2	60	75.5
at Colorado	2/11/18	56-64	L	20-56	.357	7-21	.333	9-15	.600	12	26	38	37.8	17	5	14	8	8	56	74.7
at CALIFORNIA	2/18/18	77-73	W	26-58	.448	6-15	.400	19-25	.760	16	29	45	38.0	18	12	16	6	4	77	74.8
WASHINGTON	2/22/18	94-78	W	30-57	.526	7-17	.412	27-47	.574	11	32	43	38.2	17	21	16	9	7	94	75.5
WASHINGTON STATE	2/24/18	86-84	W	31-61	.508	6-14	.429	18-20	.900	16	18	34	38.1	13	15	12	6	9	86	75.9
at #19 ARIZONA	03/01/18	67-75	L	24-59	.407	5-14	.357	14-18	.778	10	19	29	37.8	20	12	8	0	7	67	75.6
at Arizona State	03-03-18	84-83	W	27-53	.509	9-19	.474	21-31	.677	12	33	45	38.0	22	13	21	0	4	84	75.8
STANFORD		2351		819-1760	.465	206-552	.373	507-737	.688	337	841	1178	38.0	563	421	460	111	164	2351	75.8
Opponents		2322		844-1916	.441	245-693	.354	389-566	.687	305	711	1016	32.8	619	409	371	140	209	2322	74.9

**STANFORD Opponent Game-by-Game (as of Mar 03, 2018)**  
All games

OPPONENT STATISTICS

Opponent	Date	Score	Total		3-Pointers		Free throws		Rebounds				pf	a	t/o	blk	stl	pts	avg	
			fg-fga	pct	3fg-fga	pct	ft-fa	pct	off	def	tot	avg								
CAL POLY	11/10/17	78-62	W	23-60	.383	10-25	.400	6-9	.667	5	19	24	24.0	24	11	11	4	8	62	62.0
PACIFIC	11/12/17	89-80	W	31-68	.456	4-14	.286	14-21	.667	10	25	35	29.5	27	11	12	3	9	80	71.0
EASTERN WASHINGTON	11/14/17	61-67	L	22-57	.386	11-25	.440	12-20	.600	7	34	41	33.3	24	8	11	4	3	67	69.7
NORTHEASTERN	11/17/17	73-59	W	23-61	.377	9-32	.281	4-9	.444	14	22	36	34.0	15	11	15	4	3	59	67.0
#9 NORTH CAROLINA	11/20/17	72-96	L	37-73	.507	11-26	.423	11-15	.733	10	32	42	35.6	22	15	14	1	4	96	72.8
vs #7 Florida	11/23/17	87-108	L	38-65	.585	15-22	.682	17-21	.810	6	21	27	34.2	25	23	11	5	6	87	78.7
vs Ohio State	11/24/17	71-79	L	25-61	.410	9-21	.429	20-25	.800	13	30	43	35.4	25	13	14	3	3	79	78.7
vs Portland State	11/26/17	78-87	L	26-70	.371	8-24	.333	27-33	.818	17	16	33	35.1	22	6	10	7	18	87	79.8
MONTANA	11/29/17	70-54	W	19-65	.292	4-25	.160	12-17	.706	14	20	34	35.0	27	7	11	5	6	54	76.9
at Long Beach State	12/3/17	68-76	L	28-55	.509	10-22	.455	10-16	.625	7	17	24	33.9	12	16	10	6	8	76	76.8
DENVER	12/15/17	75-62	W	23-52	.442	9-20	.450	7-14	.500	10	19	29	33.5	19	15	20	1	5	62	75.5
SAN FRANCISCO	12/17/17	71-59	W	16-59	.271	8-30	.267	19-22	.864	11	16	27	32.9	16	12	9	3	7	59	74.1
vs #14 Kansas	12/21/17	54-75	L	32-61	.525	6-18	.333	5-10	.500	9	28	37	33.2	18	15	11	4	8	75	74.2
CALIFORNIA	12/30/17	74-77	L	31-66	.470	5-15	.333	10-20	.500	12	24	36	33.4	24	10	10	5	6	77	74.4
UCLA	1/4/18	107-99	Wot	35-77	.455	10-33	.303	19-35	.543	11	31	42	34.0	29	10	9	3	7	99	76.0
USC	1/7/18	77-76	W	32-69	.464	8-21	.381	4-6	.667	13	19	32	33.9	13	13	10	3	7	76	76.0
at Washington State	1/11/18	79-70	W	25-58	.431	10-29	.345	10-16	.625	16	23	39	34.2	21	12	22	1	2	70	75.6
at Washington	01/13/18	73-64	W	21-56	.375	5-22	.227	17-26	.654	3	25	28	33.8	20	8	10	12	10	64	75.0
#16 ARIZONA STATE	1/17/18	86-77	W	26-61	.426	8-21	.381	17-25	.680	7	23	30	33.6	21	14	8	4	5	77	75.1
#19 ARIZONA	1/20/18	71-73	L	27-61	.443	8-27	.296	11-13	.846	8	26	34	33.7	16	19	11	9	4	73	75.0
at USC	01/24/18	64-69	L	30-65	.462	5-20	.250	4-8	.500	9	22	31	33.5	14	20	7	5	9	69	74.7
at UCLA	01/27/18	73-89	L	28-53	.528	10-19	.526	23-25	.920	7	26	33	33.5	12	19	13	6	7	89	75.4
OREGON STATE	2/1/18	80-71	W	24-49	.490	5-13	.385	18-24	.750	6	21	27	33.2	27	11	21	4	7	71	75.2
OREGON	2/3/18	96-61	W	24-57	.421	7-23	.304	6-9	.667	5	16	21	32.7	17	10	15	3	7	61	74.6
at Utah	02/08/18	60-75	L	28-56	.500	7-20	.350	12-18	.667	6	25	31	32.6	18	16	6	10	6	75	74.6
at Colorado	2/11/18	56-64	L	23-62	.371	9-19	.474	9-14	.643	16	26	42	33.0	12	14	12	5	8	64	74.2
at CALIFORNIA	2/18/18	77-73	W	26-70	.371	3-18	.167	18-22	.818	17	20	37	33.1	24	10	9	6	6	73	74.1
WASHINGTON	2/22/18	94-78	W	30-72	.417	6-26	.231	12-20	.600	12	26	38	33.3	26	13	15	3	8	78	74.3
WASHINGTON STATE	2/24/18	86-84	W	34-60	.567	11-23	.478	5-7	.714	9	13	22	32.9	15	15	13	3	5	84	74.6
at #19 ARIZONA	03/01/18	67-75	L	28-53	.528	4-13	.308	15-23	.652	11	27	38	33.1	13	17	15	6	1	75	74.6
at Arizona State	03-03-18	84-83	W	29-64	.453	10-27	.370	15-23	.652	4	19	23	32.8	21	15	6	3	9	83	74.9
Opponents		2322		844-1916	.441	245-693	.354	389-566	.687	305	711	1016	32.8	619	409	371	140	209	2322	74.9
STANFORD		2351		819-1760	.465	206-552	.373	507-737	.688	337	841	1178	38.0	563	421	460	111	164	2351	75.8



**2017-18 Stanford Basketball**  
**STANFORD Team High/Low Analysis (as of Mar 03, 2018)**  
**All games**

**STANFORD - TEAM GAME HIGHS**

POINTS	107	UCLA (1/4/18)
	96	OREGON (2/3/18)
	94	WASHINGTON (2/22/18)
	89	PACIFIC (11/12/17)
	87	vs #7 Florida (11/23/17)
FIELD GOALS MADE	38	UCLA (1/4/18)
	35	OREGON (2/3/18)
FIELD GOAL ATTEMPTS	74	UCLA (1/4/18)
	63	#16 ARIZONA STATE (1/17/18)
	63	USC (1/7/18)
FIELD GOAL PERCENTAGE	.625 (35-56)	OREGON (2/3/18)
	.558 (29-52)	OREGON STATE (2/1/18)
3 PT FIELD GOALS MADE	13	DENVER (12/15/17)
	12	OREGON (2/3/18)
3 PT FG ATTEMPTS	32	DENVER (12/15/17)
	25	at Washington State (1/11/18)
3 PT FG PERCENTAGE	.600 (12-20)	OREGON (2/3/18)
	.545 (6-11)	NORTHEASTERN (11/17/17)
FREE THROWS MADE	35	PACIFIC (11/12/17)
	27	WASHINGTON (2/22/18)
FREE THROW ATTEMPTS	47	WASHINGTON (2/22/18)
	39	PACIFIC (11/12/17)
FREE THROW PERCENTAGE	.900 (18-20)	WASHINGTON STATE (2/24/18)
	.897 (35-39)	PACIFIC (11/12/17)
REBOUNDS	53	UCLA (1/4/18)
	48	at Washington (01/13/18)
ASSISTS	21	WASHINGTON (2/22/18)
	21	#16 ARIZONA STATE (1/17/18)
STEALS	9	WASHINGTON STATE (2/24/18)
	9	DENVER (12/15/17)
BLOCKED SHOTS	9	WASHINGTON (2/22/18)
	8	at Colorado (2/11/18)
TURNOVERS	28	vs Portland State (11/26/17)
	21	at Arizona State (03-03-18)
FOULS	26	UCLA (1/4/18)
	25	OREGON STATE (2/1/18)
	25	vs Portland State (11/26/17)
	25	vs Ohio State (11/24/17)



**2017-18 Stanford Basketball**  
**STANFORD High/Low Analysis (as of Mar 03, 2018)**  
**All games**

**Opponent - GAME HIGHS**

POINTS	108	vs #7 Florida (11/23/17)
	99	UCLA (1/4/18)
	96	#9 NORTH CAROLINA (11/20/17)
	89	at UCLA (01/27/18)
	87	vs Portland State (11/26/17)
FIELD GOALS MADE	38	vs #7 Florida (11/23/17)
	37	#9 NORTH CAROLINA (11/20/17)
FIELD GOAL ATTEMPTS	77	UCLA (1/4/18)
	73	#9 NORTH CAROLINA (11/20/17)
FIELD GOAL PERCENTAGE	.585 (38-65)	vs #7 Florida (11/23/17)
	.567 (34-60)	WASHINGTON STATE (2/24/18)
3 PT FIELD GOALS MADE	15	vs #7 Florida (11/23/17)
	11	WASHINGTON STATE (2/24/18)
	11	#9 NORTH CAROLINA (11/20/17)
	11	EASTERN WASHINGTON (11/14/17)
3 PT FG ATTEMPTS	33	UCLA (1/4/18)
	32	NORTHEASTERN (11/17/17)
3 PT FG PERCENTAGE	.682 (15-22)	vs #7 Florida (11/23/17)
	.526 (10-19)	at UCLA (01/27/18)
FREE THROWS MADE	27	vs Portland State (11/26/17)
	23	at UCLA (01/27/18)
FREE THROW ATTEMPTS	35	UCLA (1/4/18)
	33	vs Portland State (11/26/17)
FREE THROW PERCENTAGE	.920 (23-25)	at UCLA (01/27/18)
	.864 (19-22)	SAN FRANCISCO (12/17/17)
REBOUNDS	43	vs Ohio State (11/24/17)
	42	at Colorado (2/11/18)
	42	UCLA (1/4/18)
	42	#9 NORTH CAROLINA (11/20/17)
ASSISTS	23	vs #7 Florida (11/23/17)
	20	at USC (01/24/18)
STEALS	18	vs Portland State (11/26/17)
	13	vs #7 Florida (11/23/17)
BLOCKED SHOTS	12	at Washington (01/13/18)
	10	at Utah (02/08/18)
TURNOVERS	22	at Washington State (1/11/18)
	21	OREGON STATE (2/1/18)
FOULS	29	UCLA (1/4/18)
	27	OREGON STATE (2/1/18)
	27	MONTANA (11/29/17)
	27	PACIFIC (11/12/17)



**2017-18 Stanford Basketball**  
**STANFORD Player High/Low Analysis (as of Mar 03, 2018)**  
**All games**

**STANFORD - INDIVIDUAL GAME HIGHS**

Points	33		Travis, Reid vs Washington (2/22/18)
	29		Travis, Reid vs USC (1/7/18)
	29		Travis, Reid vs SAN FRANCISCO (12/17/17)
	28		Pickens, Dorian at Washington State (1/11/18)
	28		Travis, Reid vs Portland State (11/26/17)
Field Goals Made	11		Travis, Reid vs Washington (2/22/18)
	11		Travis, Reid vs SAN FRANCISCO (12/17/17)
Field Goal Att.	19		Davis, Daejon at UCLA (01/27/18)
	19		Travis, Reid at Long Beach State (12/3/17)
FG Pct (min 5 made)	1.000	(7-7)	Sharma, Josh vs #16 ARIZONA STATE (1/17/18)
	.857	(6-7)	Davis, Daejon at Washington State (1/11/18)
3-Point FG Made	7		Pickens, Dorian at Washington State (1/11/18)
	6		Pickens, Dorian vs UCLA (1/4/18)
3-Point FG Att.	12		White, Isaac vs DENVER (12/15/17)
	11		Pickens, Dorian vs UCLA (1/4/18)
3-Pt FG Pct (min 2 made)	1.000	(5-5)	White, Isaac vs CAL POLY (11/10/17)
	1.000	(3-3)	Humphrey, Michael vs DENVER (12/15/17)
	1.000	(3-3)	White, Isaac vs NORTHEASTERN (11/17/17)
	1.000	(2-2)	Humphrey, Michael vs Washington State (2/24/18)
	1.000	(2-2)	Humphrey, Michael at CALIFORNIA (2/18/18)
	1.000	(2-2)	Travis, Reid vs OREGON STATE (2/1/18)
	1.000	(2-2)	Da Silva, Oscar vs #16 ARIZONA STATE (1/17/18)
	1.000	(2-2)	Da Silva, Oscar vs Ohio State (11/24/17)
	1.000	(2-2)	Sharma, Josh vs #7 Florida (11/23/17)
	1.000	(2-2)	Humphrey, Michael vs #9 NORTH CAROLINA (11/20/17)
	1.000	(2-2)	Humphrey, Michael vs NORTHEASTERN (11/17/17)
Free Throws Made	12		Humphrey, Michael vs PACIFIC (11/12/17)
	11		Travis, Reid vs Washington (2/22/18)
Free Throw Att.	17		Travis, Reid vs Washington (2/22/18)
	14		Humphrey, Michael vs PACIFIC (11/12/17)
FT Pct (min 3 made)	1.000	(6-6)	Travis, Reid vs Washington State (2/24/18)
	1.000	(6-6)	Pickens, Dorian at USC (01/24/18)
	1.000	(6-6)	Davis, Daejon vs MONTANA (11/29/17)
	1.000	(5-5)	Okpala, KZ vs Washington State (2/24/18)
	1.000	(5-5)	Davis, Daejon vs #16 ARIZONA STATE (1/17/18)
	1.000	(5-5)	Travis, Reid vs UCLA (1/4/18)
	1.000	(4-4)	Okpala, KZ at #19 ARIZONA (03/01/18)
	1.000	(4-4)	Pickens, Dorian at Colorado (2/11/18)
	1.000	(4-4)	Davis, Daejon vs OREGON (2/3/18)
	1.000	(4-4)	Okpala, KZ vs #19 ARIZONA (1/20/18)
	1.000	(4-4)	Cartwright, Robert vs MONTANA (11/29/17)
	1.000	(4-4)	White, Isaac vs Ohio State (11/24/17)
	1.000	(4-4)	Humphrey, Michael vs #7 Florida (11/23/17)
	1.000	(4-4)	White, Isaac vs NORTHEASTERN (11/17/17)
	1.000	(4-4)	Cartwright, Robert vs PACIFIC (11/12/17)
	1.000	(3-3)	Humphrey, Michael vs UCLA (1/4/18)
	1.000	(3-3)	Humphrey, Michael vs SAN FRANCISCO (12/17/17)
	1.000	(3-3)	Cartwright, Robert vs #7 Florida (11/23/17)
	1.000	(3-3)	Humphrey, Michael vs NORTHEASTERN (11/17/17)
	1.000	(3-3)	Pickens, Dorian vs PACIFIC (11/12/17)



**STANFORD 78, CAL POLY 62**  
**NOVEMBER 10, 2017 • MAPLES PAVILION • STANFORD, CALIF.**

**Official Basketball Box Score -- Game Totals -- Final Statistics**  
**CAL POLY vs STANFORD**  
**11/10/17 4:00 p.m. at Stanford, Calif. (Maples Pavilion)**

**CAL POLY 62 • 0-1**

##	Player	Total			3-Ptr			Rebounds			PF	TP	A	TO	Blk	Stl	Min
		FG-FGA	FG-FGA	FT-FTA	FG-FGA	FG-FGA	FT-FTA	Off	Def	Tot							
15	Martin, Josh	f	2-3	1-1	0-0	0	2	2	5	5	1	3	0	1	17		
30	Hollingsworth, Hank	f	1-1	0-0	0-0	1	3	4	4	2	0	1	3	1	24		
03	Fields, Donovan	g	9-16	2-4	1-1	0	6	6	3	21	5	2	0	4	38		
05	Crowe, Mark	g	0-3	0-2	0-0	0	1	1	5	0	1	1	0	14			
20	Joseph, Victor	g	6-19	4-10	1-3	0	0	0	3	17	1	1	1	2	34		
01	Abrams, Aleks	g	0-0	0-0	0-0	0	1	1	1	0	0	0	0	3			
04	James, Iziah	g	0-1	0-0	0-0	0	1	1	0	0	0	0	0	1			
11	Garrick, Marcellus	g	2-3	2-2	0-0	0	0	0	1	6	0	1	0	23			
21	Meikle, Luke	g	3-9	1-3	2-3	1	4	5	0	9	1	0	0	26			
23	Garzoza, Karlis	g	0-1	0-0	0-0	0	0	0	2	0	1	0	0	7			
35	Niziol, Jakub	g	0-4	0-3	2-2	0	0	0	2	2	0	0	0	13			
Team						3	1	4			1						
Totals			23-60	10-25	6-9	5	19	24	24	62	11	11	4	8	200		

FG % 1st Half: 9-29 31.0% 2nd half: 14-31 45.2% Game: 23-60 38.3%  
 3FG % 1st Half: 4-14 28.6% 2nd half: 6-11 54.5% Game: 10-25 40.0%  
 FT % 1st Half: 2-4 50.0% 2nd half: 4-5 80.0% Game: 6-9 66.7%

**STANFORD 78 • 1-0**

##	Player	Total			3-Ptr			Rebounds			PF	TP	A	TO	Blk	Stl	Min
		FG-FGA	FG-FGA	FT-FTA	FG-FGA	FG-FGA	FT-FTA	Off	Def	Tot							
10	Humphrey, Michael	f	0-2	0-0	0-0	1	8	9	1	0	1	1	1	0	28		
22	Travis, Reid	f	9-16	1-2	7-10	6	6	12	0	26	4	3	1	0	34		
02	Cartwright, Robert	g	4-9	2-4	0-0	0	2	2	0	10	4	3	0	2	32		
04	White, Isaac	g	5-9	5-5	2-4	0	2	2	1	17	1	2	0	0	26		
11	Pickens, Dorian	g	3-9	0-5	4-5	0	3	3	1	10	1	1	0	1	28		
05	Pugh, Kodye	g	0-1	0-1	2-2	0	1	1	4	2	0	1	0	1	14		
13	Da Silva, Oscar	g	3-4	1-1	0-0	2	2	4	0	7	1	4	2	2	21		
15	Herenton, Rodney	g	0-0	0-0	0-0	0	0	0	0	0	0	0	0	0	1		
20	Sharma, Josh	g	1-2	0-1	2-2	0	2	2	2	4	1	1	1	0	10		
25	Pagon, Blake	g	0-0	0-0	0-0	0	1	1	0	0	0	0	0	0	1		
33	Stanback, Trevor	g	1-1	0-0	0-0	0	0	0	1	2	0	0	0	0	4		
Team						2	3	5									
Totals			26-53	9-19	17-23	11	30	41	10	78	13	16	4	6	200		

FG % 1st Half: 13-25 52.0% 2nd half: 13-28 46.4% Game: 26-53 49.1%  
 3FG % 1st Half: 4-11 36.4% 2nd half: 4-11 36.4% Game: 9-19 47.4%  
 FT % 1st Half: 7-11 63.6% 2nd half: 10-12 83.3% Game: 17-23 73.9%

Officials: Mike Scyphers, Tony Padilla, Mike Reed  
 Technical fouls: CAL POLY-None. STANFORD-None.  
 Attendance: 6276

Score by periods	1st	2nd	Total
CAL POLY	24	38	62
STANFORD	38	40	78

Points	In	Off	2nd	Fast	Bench
CAL POLY	14	8	2	6	11
STANFORD	30	20	17	2	15

Last FG - CP 2nd-01:04, STAN 2nd-00:48  
 Largest lead - CP None, STAN by 22 2nd-16:42  
 CP led for 00:00, STAN led for 36:28. Game was tied for 03:12.

Score tied - 2 times.  
 Lead changed - 0 times.

**STANFORD 89, PACIFIC 80**  
**NOVEMBER 12, 2017 • MAPLES PAVILION • STANFORD, CALIF.**

**Official Basketball Box Score -- Game Totals -- Final Statistics**  
**PACIFIC vs STANFORD**  
**11/12/17 7:00 p.m. at Stanford, Calif. (Maples Pavilion)**

**PACIFIC 80 • 0-1**

##	Player	Total			3-Ptr			Rebounds			PF	TP	A	TO	Blk	Stl	Min
		FG-FGA	FG-FGA	FT-FTA	FG-FGA	FG-FGA	FT-FTA	Off	Def	Tot							
00	TRIPP, Jahli	f	2-7	0-1	2-2	2	4	6	4	6	1	1	0	1	27		
05	TOWNES, Anthony	f	4-5	0-0	1-3	4	6	10	5	9	0	3	0	1	19		
32	WILLIAMS, Jack	f	2-3	1-2	0-0	0	3	3	5	5	1	1	2	0	23		
04	GALLINAT, Roberto	g	6-14	2-6	1-2	0	4	4	3	15	2	2	0	1	37		
25	SMALL, Kendall	g	4-8	0-0	0-2	1	1	2	5	8	2	3	0	3	22		
01	DORSEY, Lafayette	g	2-10	1-4	2-2	0	3	3	0	7	1	1	0	2	23		
03	REYNOLDS, Miles	g	6-15	0-1	8-9	0	3	3	0	20	3	1	0	1	30		
14	TINSLEY, Max	g	0-0	0-0	0-0	0	0	0	0	0	0	0	0	0	0		
24	OKONKWO, Namdi	g	5-6	0-0	0-1	2	1	3	5	10	1	0	1	0	19		
Team						1	0	1									
Totals			31-68	4-14	14-21	10	25	35	27	80	11	12	3	9	200		

FG % 1st Half: 14-39 35.9% 2nd half: 17-29 58.6% Game: 31-68 45.6%  
 3FG % 1st Half: 1-9 11.1% 2nd half: 3-5 60.0% Game: 4-14 28.6%  
 FT % 1st Half: 2-4 50.0% 2nd half: 12-17 70.6% Game: 14-21 66.7%

**STANFORD 89 • 2-0**

##	Player	Total			3-Ptr			Rebounds			PF	TP	A	TO	Blk	Stl	Min
		FG-FGA	FG-FGA	FT-FTA	FG-FGA	FG-FGA	FT-FTA	Off	Def	Tot							
10	Humphrey, Michael	f	6-12	2-3	12-14	3	15	18	4	26	0	3	2	0	31		
22	Travis, Reid	f	7-12	0-2	9-10	1	5	6	3	23	3	1	0	1	34		
01	Davis, Daejon	g	1-2	0-0	2-2	0	1	1	4	4	5	3	0	2	26		
04	White, Isaac	g	2-7	1-6	0-0	0	0	0	1	5	2	2	0	0	23		
11	Pickens, Dorian	g	3-10	2-8	3-3	1	5	6	2	11	4	3	0	1	31		
02	Cartwright, Robert	g	2-5	1-3	4-4	0	0	0	3	9	5	1	0	1	23		
05	Pugh, Kodye	g	0-0	0-0	0-0	0	0	0	0	0	0	0	0	0	2		
13	Da Silva, Oscar	g	1-3	0-0	5-6	3	3	6	3	7	0	0	2	1	21		
20	Sharma, Josh	g	2-4	0-2	0-0	0	1	1	3	4	0	1	0	0	9		
33	Stanback, Trevor	g	0-0	0-0	0-0	0	0	0	0	0	0	0	0	0	0		
Team						2	2	2									
Totals			24-55	6-24	35-39	8	32	40	23	89	19	14	4	6	200		

FG % 1st Half: 15-32 46.9% 2nd half: 9-23 39.1% Game: 24-55 43.6%  
 3FG % 1st Half: 4-12 33.3% 2nd half: 2-12 16.7% Game: 6-24 25.0%  
 FT % 1st Half: 19-19 100.0% 2nd half: 16-20 80.0% Game: 35-39 89.7%

Officials: David Hall, Kevin Brill, Jim Schipper  
 Technical fouls: PACIFIC-None. STANFORD-None.  
 Attendance: 3103

Score by periods	1st	2nd	Total
PACIFIC	31	49	80
STANFORD	53	36	89

Points	In	Off	2nd	Fast	Bench
PACIFIC	42	10	15	2	37
STANFORD	36	14	8	2	20

Last FG - PAC 2nd-02:04, STAN 2nd-02:48.  
 Largest lead - PAC by 4 1st-17:05, STAN by 25 1st-01:42.  
 PAC led for 02:46, STAN led for 35:09. Game was tied for 01:49.

Score tied - 2 times.  
 Lead changed - 1 time.

**EASTERN WASHINGTON 67, STANFORD 61**  
**NOVEMBER 14, 2017 • MAPLES PAVILION • STANFORD, CALIF.**

**Official Basketball Box Score -- Game Totals -- Final Statistics**  
**EASTERN WASHINGTON vs STANFORD**  
**11/14/17 8:00 p.m. at Stanford, Calif. (Maples Pavilion)**

**EASTERN WASHINGTON 67 • 2-1**

##	Player	Total			3-Ptr			Rebounds			PF	TP	A	TO	Blk	Stl	Min
		FG-FGA	FG-FGA	FT-FTA	FG-FGA	FG-FGA	FT-FTA	Off	Def	Tot							
14	PEATLING, Mason	f	0-2	0-0	1-2	2	0	2	3	1	0	0	0	1	12		
15	GRICIUNAS, Benas	c	2-8	1-5	1-2	1	9	10	3	6	0	3	0	0	27		
04	WASHINGTON, Sir	g	1-5	1-2	0-2	1	1	2	2	3	2	1	0	0	22		
13	YULIKIC, Luka	g	3-7	0-0	0-0	1	3	4	2	6	1	1	1	1	28		
32	BLIZNYUK, Bogdan	g	6-12	2-3	9-10	0	5	5	3	23	2	4	1	1	36		
02	GIBSON, Ty	g	4-7	3-6	0-1	0	3	3	4	11	1	1	0	0	27		
05	POLANCO, Richard	g	0-1	0-1	0-0	0	0	0	1	0	0	0	0	0	2		
10	DAVISON, Jacob	g	0-3	0-1	0-0	1	0	1	2	0	0	0	0	0	4		
11	PERRY, Jack	g	2-5	2-5	1-3	0	2	2	1	7	1	0	0	0	14		
34	HUNT, Jesse	g	4-7	2-2	0-0	1	7	8	3	10	1	1	1	0	28		
Team						0	4	4									
Totals			22-57	11-25	12-20	7	34	41	24	67	8	11	4	3	200		

FG % 1st Half: 12-30 40.0% 2nd half: 10-27 37.0% Game: 22-57 38.6%  
 3FG % 1st Half: 7-14 50.0% 2nd half: 4-11 36.4% Game: 11-25 44.0%  
 FT % 1st Half: 2-4 50.0% 2nd half: 10-16 62.5% Game: 12-20 60.0%

**STANFORD 61 • 2-1**

##	Player	Total			3-Ptr			Rebounds			PF	TP	A	TO	Blk	Stl	Min

**#9 NORTH CAROLINA 96, STANFORD 72**  
**NOVEMBER 20, 2017 • MAPLES PAVILION • STANFORD, CALIF.**

**#7 FLORIDA 108, STANFORD 87**  
**NOVEMBER 23, 2017 • VETERANS MEMORIAL COLISEUM • PORTLAND, ORE.**

**Official Basketball Box Score -- Game Totals -- Final Statistics**  
**#9 NORTH CAROLINA vs STANFORD**  
**11/20/17 8:30 p.m. at Stanford, Calif. (Maples Pavilion)**

**#9 NORTH CAROLINA 96 • 3-0**

#	Player	Total		3-Ptr		Rebounds			PF	TP	A	TO	Blk	Stl	Min
		FG-FGA	FG-FGA	FT-FTA	Off	Def	Tot								
15	Garrison Brooks	0-1	0-0	0-0	0	3	3	4	0	0	2	0	0	0	12
32	Luke Maye	6-15	0-2	0-2	2	7	9	3	12	5	1	0	0	0	31
01	Theo Pinson	4-8	0-1	1-2	1	4	5	1	9	2	2	0	0	0	29
02	Joel Berry II	10-19	5-11	4-4	1	0	1	2	29	3	2	0	0	0	30
24	Kenny Williams	7-11	6-8	0-0	1	3	4	1	20	3	1	0	1	0	31
00	Seventh Woods	1-4	0-1	0-0	0	2	2	0	2	1	1	0	1	0	12
03	Andrew Platek	1-3	0-1	0-0	1	2	1	1	2	0	1	1	1	1	14
05	Jalek Felton	2-5	0-2	1-2	0	2	2	2	5	1	1	0	1	0	14
11	Shea Rush	0-0	0-0	0-0	0	1	1	0	0	0	0	0	0	0	2
22	Sterling Manley	3-4	0-0	1-1	2	3	5	4	7	0	3	0	0	0	12
21	Walker Miller	0-0	0-0	0-0	0	1	1	0	0	0	0	0	0	0	2
25	Aaron Rohlfman	1-1	0-0	0-0	0	0	0	0	2	0	0	0	0	0	2
42	Brandon Huffman	2-2	0-0	4-4	1	4	5	4	8	0	0	0	0	0	9
	<b>Team</b>				1	2	3								
	<b>Totals</b>	<b>37-73</b>	<b>11-26</b>	<b>11-15</b>	<b>10</b>	<b>32</b>	<b>42</b>	<b>22</b>	<b>96</b>	<b>15</b>	<b>14</b>	<b>1</b>	<b>4</b>	<b>20</b>	

FG % 1st Half: 18-37 48.6% 2nd half: 19-36 52.8% Game: 37-73 50.7% Deadball Rebounds 2  
 3FG % 1st Half: 8-18 44.4% 2nd half: 3-8 37.5% Game: 11-26 42.3%  
 FT % 1st Half: 6-8 75.0% 2nd half: 5-7 71.4% Game: 11-15 73.3%

**STANFORD 72 • 3-2**

#	Player	Total		3-Ptr		Rebounds			PF	TP	A	TO	Blk	Stl	Min
		FG-FGA	FG-FGA	FT-FTA	Off	Def	Tot								
10	Humphrey, Michael	3-8	2-2	2-2	1	3	4	3	10	2	1	0	1	0	24
13	Da Silva, Oscar	2-4	1-2	0-1	0	2	2	5	5	1	4	2	0	1	21
22	Travis, Reid	8-13	1-3	4-9	1	5	6	3	21	2	3	0	3	34	
01	Davis, Daejon	3-5	0-0	4-6	0	8	8	3	10	3	5	0	1	28	
04	White, Isaac	7-12	3-7	3-4	0	1	1	1	20	0	2	0	0	34	
02	Cartwright, Robert	0-5	0-1	2-4	0	4	4	1	2	4	1	0	2	26	
05	Pugh, Kodye	0-4	0-3	0-0	0	0	0	2	0	2	3	0	0	14	
20	Sharma, Josh	1-4	0-1	2-2	1	1	2	0	4	0	0	2	0	13	
25	Pagon, Blake	0-0	0-0	0-0	0	0	0	0	0	0	0	0	0	2	
33	Stanback, Trevor	0-1	0-0	0-0	1	1	2	0	0	0	0	0	1	4	
	<b>Team</b>				3	0	3								
	<b>Totals</b>	<b>24-56</b>	<b>7-19</b>	<b>17-28</b>	<b>7</b>	<b>25</b>	<b>32</b>	<b>18</b>	<b>72</b>	<b>14</b>	<b>19</b>	<b>4</b>	<b>8</b>	<b>200</b>	

FG % 1st Half: 13-28 46.4% 2nd half: 11-28 39.3% Game: 24-56 42.9% Deadball Rebounds 4,3  
 3FG % 1st Half: 4-10 40.0% 2nd half: 3-9 33.3% Game: 7-19 36.8%  
 FT % 1st Half: 6-13 46.2% 2nd half: 11-15 73.3% Game: 17-28 60.7%

Officials: David Hall, Randy McCall, Keith Kimble  
 Technical fouls: #9 NORTH CAROLINA-None, STANFORD-Travis, Reid.  
 Attendance: 7233

Score by periods	1st	2nd	Total
#9 NORTH CAROLINA	50	46	96
STANFORD	36	36	72

Points	In	Off	2nd	Fast	Bench
NC	40	25	18	8	26
STAN	28	9	5	8	6

Last FG - NC 2nd-00:11, STAN 2nd-03:00.  
 Largest lead - NC by 24 2nd-00:11, STAN by 5 1st-15:49.  
 NC led for 34:57. STAN led for 02:18. Game was tied for 02:25.  
 Score tied - 2 times.  
 Lead changed - 2 times.

**Official Basketball Box Score -- Game Totals -- Final Statistics**  
**#7 Florida vs STANFORD**  
**11/23/17 at Veterans Memorial Coliseum, Portland, OR**

**#7 Florida 108 • 4-0**

#	Player	Total		3-Ptr		Rebounds			PF	TP	A	TO	Blk	Stl	Min
		FG-FGA	FG-FGA	FT-FTA	Off	Def	Tot								
25	Hudson, Keith	1-7	1-1	2-3	0	3	3	1	5	1	0	0	2	0	20
03	Stone, Jalen	5-9	4-7	3-3	0	2	2	2	17	1	1	1	1	1	25
04	Koulechov, Egor	10-14	5-5	1-1	0	2	2	2	26	2	0	0	1	23	
05	Allen, KeVaughn	2-4	1-2	4-4	1	3	4	3	9	4	1	1	3	24	
11	Chiozza, Chris	5-6	2-3	2-2	1	2	3	1	14	11	2	0	4	24	
00	Okauru, Mike	6-7	2-3	1-2	0	2	2	2	15	2	1	1	0	20	
01	Johnson, Chase	1-4	0-0	2-2	1	2	0	4	0	0	1	1	1	12	
12	Gak, Gorjok	0-1	0-0	0-0	0	2	2	4	0	0	1	0	0	14	
14	Krause, Mak	1-2	0-0	1-2	0	0	0	0	3	0	0	0	0	5	
21	Bassett, Dontay	1-1	0-0	0-0	1	1	2	5	2	1	0	1	0	10	
22	Fava, Andrew	0-0	0-0	0-0	0	0	0	1	0	0	1	0	0	4	
24	Ballard, Deaundrae	6-10	0-1	1-2	0	0	0	4	13	1	2	0	0	19	
	<b>Team</b>				2	3	5								
	<b>Totals</b>	<b>38-65</b>	<b>15-22</b>	<b>17-21</b>	<b>6</b>	<b>21</b>	<b>27</b>	<b>25</b>	<b>108</b>	<b>23</b>	<b>11</b>	<b>4</b>	<b>13</b>	<b>200</b>	

FG % 1st Half: 20-32 62.5% 2nd half: 18-33 54.5% Game: 38-65 58.5% Deadball Rebounds 2  
 3FG % 1st Half: 13-18 72.2% 2nd half: 2-4 50.0% Game: 15-22 68.2%  
 FT % 1st Half: 5-6 83.3% 2nd half: 12-15 80.0% Game: 17-21 81.0%

**STANFORD 87 • 3-3**

#	Player	Total		3-Ptr		Rebounds			PF	TP	A	TO	Blk	Stl	Min
		FG-FGA	FG-FGA	FT-FTA	Off	Def	Tot								
10	Humphrey, Michael	3-4	0-0	4-4	0	1	1	4	10	0	2	1	0	18	
13	Da Silva, Oscar	2-5	1-3	2-2	1	4	5	4	7	1	2	1	1	28	
22	Travis, Reid	6-12	1-3	10-11	0	5	5	3	23	1	5	0	1	30	
01	Davis, Daejon	4-5	0-0	1-1	1	2	3	3	9	7	6	0	0	29	
04	White, Isaac	1-7	1-5	2-2	0	2	0	5	1	0	0	0	24		
02	Cartwright, Robert	6-10	2-4	3-3	0	2	2	2	17	4	2	0	3	23	
05	Pugh, Kodye	1-1	0-0	1-2	0	1	1	0	3	0	1	0	0	11	
15	Herenton, Rodney	0-0	0-0	2-2	0	0	0	2	0	0	0	0	0	2	
20	Sharma, Josh	3-5	2-2	1-4	1	5	6	4	9	0	0	0	0	20	
25	Pagon, Blake	0-0	0-0	0-1	0	1	1	2	0	1	0	0	0	13	
33	Stanback, Trevor	1-1	0-0	0-0	0	0	0	0	2	0	0	0	1	2	
	<b>Team</b>				2	0	2								
	<b>Totals</b>	<b>27-50</b>	<b>7-17</b>	<b>26-32</b>	<b>5</b>	<b>23</b>	<b>28</b>	<b>22</b>	<b>87</b>	<b>15</b>	<b>18</b>	<b>2</b>	<b>6</b>	<b>200</b>	

FG % 1st Half: 15-28 53.6% 2nd half: 12-22 54.5% Game: 27-50 54.0% Deadball Rebounds 3  
 3FG % 1st Half: 2-7 28.6% 2nd half: 5-10 50.0% Game: 7-17 41.2%  
 FT % 1st Half: 7-9 77.8% 2nd half: 19-23 82.6% Game: 26-32 81.3%

Officials: Tony Padilla, Joe Lindsay, Tony Chiazza  
 Technical fouls: #7 Florida-None, STANFORD-None.  
 Attendance: 7878  
 Dontay Bassett fouls out with 5:00 left in the 2nd half

Score by periods	1st	2nd	Total
#7 Florida	58	50	108
STANFORD	39	48	87

Points	In	Off	2nd	Fast	Bench
UF	40	32	9	12	37
STAN	40	18	6	6	33

Last FG - UF 2nd-01:16, STAN 2nd-01:48.  
 Largest lead - UF by 38 2nd-08:28, STAN None.  
 UF led for 38:41. STAN led for 00:00. Game was tied for 00:19.  
 Score tied - 0 times.  
 Lead changed - 0 times.

**OHIO STATE 79, STANFORD 71**  
**NOVEMBER 24, 2017 • MODA CENTER • PORTLAND, ORE.**

**PORTLAND STATE 87, STANFORD 78**  
**NOVEMBER 26, 2017 • VETERANS MEMORIAL COLISEUM • PORTLAND, ORE.**

**Official Basketball Box Score -- Game Totals -- Final Statistics**  
**STANFORD vs Ohio State**  
**11/24/17 6:10 p.m. at Moda Center, Portland, Ore.**

**STANFORD 71 • 3-4**

#	Player	Total		3-Ptr		Rebounds			PF	TP	A	TO	Blk	Stl	Min
		FG-FGA	FG-FGA	FT-FTA	Off	Def	Tot								
10	Humphrey, Michael	3-11	1-2	2-2	1	8	9	5	9	0	1	0	3	31	
13	Da Silva, Oscar	5-7	2-2	2-2	2	1	3	3	14	2	1	1	2	37	
22	Travis, Reid	4-13	0-2	6-9	2	4	6	5	14	2	3	0	1	31	
01	Davis, Daejon	5-11	0-2	5-10	0	4	4	5	15	3	3	1	0	26	
03	White, Isaac	2-8	1-6	4-4	0	1	1	2	9	0	4	0	0	33	
02	Cartwright, Robert	3-10	2-7	0-0	0	1	1	2	8	1	1	0	0	24	
05	Pugh, Kodye	0-1	0-0	0-1	1	0	1	0	3	0	0	0	0	6	
20	Sharma, Josh	0-0	0-0	2-2	1	2	3	2	0	0	2	0	0	9	
25	Pagon, Blake	0-0	0-0	0-0	0	0	0	0	0	0	0	0	0	3	
	<b>Team</b>				6	4	10								
	<b>Totals</b>	<b>22-61</b>	<b>6-21</b>	<b>21-30</b>	<b>13</b>	<b>25</b>	<b>38</b>	<b>25</b>	<b>71</b>	<b>11</b>	<b>13</b>	<b>4</b>	<b>6</b>	<b>200</b>	

FG % 1st Half: 10-27 37.0% 2nd half: 12-34 35.3% Game: 22-61 36.1% Deadball Rebound 5  
 3FG % 1st Half: 5-11 45.5% 2nd half: 1-10 10.0% Game: 6-21 28.6%  
 FT % 1st Half: 7-9 77.8% 2nd half: 14-21 66.7% Game: 21-30 70.0%

**Ohio State 79 • 5-1**

#	Player	Total		3-Ptr		Rebounds			PF	TP	A	TO	Blk	Stl	Min
		FG-FGA	FG-FGA	FT-FTA	Off	Def	Tot								
01	Tate, Jae'Sean	5-12	0-1	4-5	3	7	10	5	14	3	2	0	0	34	
33	Bates-Diop, Keita	6-13	4-7	2-2	1	10	11	3	18	0	2	2	2	37	
34	Wesson, Kaleb	3-7	0-1	4-6	1	2	3	5	10	1	1	0	0	21	
02	Jallow, Musa	1-7	0-1	0-0	0	0	0	4	2	2	4	0	0	24	
03	Jackson, C.J.	7-14	4-6	5-6	2	4	6	4</							



**STANFORD 70, MONTANA 54**

NOVEMBER 29, 2017 • MAPLES PAVILION • STANFORD, CALIF.

**Official Basketball Box Score -- Game Totals -- Final Statistics**  
**MONTANA vs STANFORD**  
11/29/17 7:00 p.m. at Stanford, Calif. (Maples Pavilion)

**MONTANA 54 • 4-3**

#	Player	Total			3-Ptr			Rebounds			PF	TP	A	TO	Blk	Stl	Min
		FG-FGA	FG-FGA	FT-FTA	FG-FGA	FG-FGA	FT-FTA	Off	Def	Tot							
15	AKOH, Jamar	f	3-6	0-0	0-1	3	4	7	4	6	1	1	0	0	0	21	
20	KRSLOVIC, Fabijan	f	0-3	0-0	0-0	2	4	6	4	0	1	0	2	2	27		
00	OGUINE, Michael	g	6-15	1-5	6-6	4	2	6	4	19	1	4	2	1	33		
14	RORIE, Ahmaad	g	1-12	0-7	2-2	0	4	4	3	4	3	1	0	0	31		
24	MOOREHEAD, Bobby	g	6-17	3-10	1-1	3	2	5	2	16	1	2	0	3	35		
01	FALLS, Timmy	g	0-2	0-2	1-2	0	0	0	0	1	0	0	0	0	11		
04	PRIDGETT, Sayeed	g	2-8	0-1	2-5	0	2	2	4	6	0	0	1	0	25		
05	NICHOLAS, Karl	g	1-2	0-0	0-0	1	2	3	2	0	0	1	0	0	12		
40	BESOVIC, Admir	g	0-0	0-0	0-0	1	0	1	3	0	0	1	0	0	5		
Team						0	0	0									
Totals			19-65	4-25	12-17	14	20	34	27	54	7	11	5	6	200		

FG % 1st Half: 9-30 30.0% 2nd half: 10-35 28.6% Game: 19-65 29.2%  
3FG % 1st Half: 2-9 22.2% 2nd half: 2-16 12.5% Game: 4-25 16.0%  
FT % 1st Half: 5-6 83.3% 2nd half: 7-11 63.6% Game: 12-17 70.6%

**STANFORD 70 • 4-5**

#	Player	Total			3-Ptr			Rebounds			PF	TP	A	TO	Blk	Stl	Min
		FG-FGA	FG-FGA	FT-FTA	FG-FGA	FG-FGA	FT-FTA	Off	Def	Tot							
10	Humphrey, Michael	f	3-6	0-0	6-8	3	9	12	2	12	0	0	1	0	27		
13	Da Silva, Oscar	f	0-3	0-0	0-0	1	1	2	2	0	1	4	0	0	20		
22	Travis, Reid	g	8-16	0-1	4-8	1	8	9	3	20	0	3	0	1	39		
01	Davis, Daejon	g	5-8	1-3	6-6	1	4	5	1	17	4	5	0	0	38		
02	Cartwright, Robert	g	3-7	1-2	4-4	1	1	2	0	11	5	1	0	1	33		
04	White, Isaac	g	1-6	1-5	1-1	0	1	1	1	4	0	1	0	0	11		
20	Sharma, Josh	g	1-2	0-0	4-6	2	5	7	2	6	0	2	4	2	13		
25	Pagon, Blake	g	0-0	0-0	0-0	0	4	4	3	0	2	2	0	1	19		
Team						2	3	5									
Totals			21-48	3-11	25-33	11	36	47	14	70	12	18	5	5	200		

FG % 1st Half: 11-26 42.3% 2nd half: 10-22 45.5% Game: 21-48 43.8%  
3FG % 1st Half: 0-4 0.0% 2nd half: 3-7 42.9% Game: 3-11 27.3%  
FT % 1st Half: 8-13 61.5% 2nd half: 17-20 85.0% Game: 25-33 75.8%

Officials: Michael Greenstein, Michael Irving, Deron White  
Technical fouls: MONTANA-None. STANFORD-None.  
Attendance: 3145

Score by periods	1st	2nd	Total
MONTANA	25	29	54
STANFORD	30	40	70

In	Off	2nd	Fast	Bench	
Points	Paint	T/O	Chance	Break	
MONTANA	26	21	14	0	9
STANFORD	32	6	9	0	10

Last FG - UM 2nd-03:46, STAN 2nd-00:10.  
Largest lead - UM by 6 2nd-09:56, STAN by 16 2nd-00:10.  
UM led for 07:50. STAN led for 25:04. Game was tied for 07:05.  
Score tied - 9 times.  
Lead changed - 8 times.

**LONG BEACH STATE 76, STANFORD 68**

DECEMBER 3, 2017 • WALTER PYRAMID • LONG BEACH, CALIF.

**Official Basketball Box Score -- Game Totals -- Final Statistics**  
**STANFORD vs Long Beach State**  
12/3/17 2:00 p.m. at Long Beach, Calif. (Walter Pyramid)

**STANFORD 68 • 4-6**

#	Player	Total			3-Ptr			Rebounds			PF	TP	A	TO	Blk	Stl	Min
		FG-FGA	FG-FGA	FT-FTA	FG-FGA	FG-FGA	FT-FTA	Off	Def	Tot							
10	Humphrey, Michael	f	6-11	1-3	0-0	1	5	6	4	13	0	1	0	0	22		
13	Da Silva, Oscar	f	1-1	0-0	0-1	2	3	5	1	2	1	4	0	2	29		
22	Travis, Reid	f	10-19	0-2	6-7	6	5	11	3	26	2	3	0	1	39		
02	Cartwright, Robert	g	3-10	0-3	0-0	0	2	2	2	6	6	4	0	0	40		
04	White, Isaac	g	6-11	5-10	0-2	0	1	1	1	17	1	1	0	0	38		
20	Sharma, Josh	g	2-4	0-0	0-0	2	4	6	2	4	1	2	1	2	18		
25	Pagon, Blake	g	0-1	0-1	0-0	0	2	2	2	0	1	1	0	0	14		
Team						2	2	4									
Totals			28-57	6-19	6-10	13	24	37	15	68	12	17	1	5	200		

FG % 1st Half: 12-29 41.4% 2nd half: 16-28 57.1% Game: 28-57 49.1%  
3FG % 1st Half: 3-13 23.1% 2nd half: 3-6 50.0% Game: 6-19 31.6%  
FT % 1st Half: 2-3 66.7% 2nd half: 4-7 57.1% Game: 6-10 60.0%

**Long Beach State 76 • 4-6**

#	Player	Total			3-Ptr			Rebounds			PF	TP	A	TO	Blk	Stl	Min
		FG-FGA	FG-FGA	FT-FTA	FG-FGA	FG-FGA	FT-FTA	Off	Def	Tot							
00	Levin, Gabe	f	3-5	0-1	7-9	1	3	4	2	13	4	1	0	1	27		
05	Riggins, Mason	f	4-5	0-0	0-1	0	4	4	2	8	0	0	4	0	23		
10	Alberts, Bryan	g	6-15	3-8	0-0	1	0	1	0	15	1	0	1	0	37		
11	Griffin, Jordan	g	8-15	5-9	0-0	0	3	3	0	21	1	1	0	0	34		
15	Booker, Deishuan	g	4-5	2-3	3-4	0	5	5	4	13	8	2	0	1	38		
03	Roberts, Jordan	g	1-1	0-0	0-0	0	0	0	0	2	0	1	0	1	3		
04	Yussuf, Temidayo	g	1-5	0-0	0-0	2	2	4	3	2	2	2	1	3	17		
14	Byers, KJ	g	1-2	0-1	0-2	2	0	2	0	2	0	2	0	1	11		
23	Maxhuni, Edon	g	0-2	0-0	0-0	0	0	0	1	0	0	1	0	0	10		
Team						1	0	1									
Totals			28-55	10-22	10-16	7	17	24	12	76	16	10	6	8	200		

FG % 1st Half: 11-27 40.7% 2nd half: 17-28 60.7% Game: 28-55 50.9%  
3FG % 1st Half: 3-11 27.3% 2nd half: 7-11 63.6% Game: 10-22 45.5%  
FT % 1st Half: 2-4 50.0% 2nd half: 8-12 66.7% Game: 10-16 62.5%

Officials: Randall McCall, Tony Padilla, Robert Lehigh  
Technical fouls: STANFORD-None. Long Beach State-Booker, Deishuan.  
Attendance: 2564

Score by periods	1st	2nd	Total
STANFORD	29	39	68
Long Beach State	27	49	76

In	Off	2nd	Fast	Bench	
Points	Paint	T/O	Chance	Break	
STANFORD	28	17	8	3	4
Long Beach State	28	17	8	3	6

Last FG - STAN 2nd-00:09, LBSU 2nd-01:13.  
Largest lead - STAN by 5 1st-06:32, LBSU by 11 2nd-00:20.  
STAN led for 07:42. LBSU led for 12:04. Game was tied for 08:14.  
Score tied - 12 times.  
Lead changed - 12 times.

**STANFORD 75, DENVER 62**

DECEMBER 15, 2017 • MAPLES PAVILION • STANFORD, CALIF.

**Official Basketball Box Score -- Game Totals -- Final Statistics**  
**DENVER vs STANFORD**  
12/15/17 7:00 p.m. at Stanford, Calif. (Maples Pavilion)

**DENVER 62 • 5-7**

#	Player	Total			3-Ptr			Rebounds			PF	TP	A	TO	Blk	Stl	Min
		FG-FGA	FG-FGA	FT-FTA	FG-FGA	FG-FGA	FT-FTA	Off	Def	Tot							
11	Jake Krafka	f	1-4	1-2	0-0	0	1	1	5	3	0	1	1	0	15		
44	Daniel Amigo	c	7-11	3-3	1-2	2	2	4	4	18	1	6	0	0	27		
00	Ade Murkey	g	0-2	0-0	0-0	0	0	0	1	0	0	1	0	0	8		
02	Joe Rosga	g	3-9	2-6	4-5	0	5	2	12	5	4	0	0	37			
05	Jake Pemberton	g	5-13	2-5	1-3	0	6	6	2	13	3	1	0	3	38		
10	Jake Holtzmann	g	0-2	0-1	0-0	1	1	2	0	0	1	1	0	1	16		
12	Luke Neff	g	0-1	0-1	0-0	0	0	0	0	0	0	0	0	0	3		
15	Thomas Neff	g	3-5	1-2	0-0	0	2	2	0	7	4	0	0	1	19		
24	Christian Mackey	g	3-3	0-0	1-2	4	1	5	3	7	1	3	0	0	11		
30	Danoven Carlisle	g	1-2	0-0	0-0	2	0	2	2	2	0	2	0	0	18		
32	Abiola Akintola	g	0-0	0-0	0-2	0	1	1	0	0	0	0	0	0	8		
Team						1	0	1									
Totals			23-52	9-20	7-14	10	19	29	19	62	15	20	1	5	200		

FG % 1st Half: 12-31 38.7% 2nd half: 11-21 52.4% Game: 23-52 44.2%  
3FG % 1st Half: 4-8 50.0% 2nd half: 5-12 41.7% Game: 9-20 45.0%  
FT % 1st Half: 0-2 0.0% 2nd half: 7-12 58.3% Game: 7-14 50.0%

**STANFORD 75 • 5-6**

#	Player	Total			3-Ptr			Rebounds			PF	TP	A	TO	Blk	Stl	Min
		FG-FGA	FG-FGA	FT-FTA	FG-FGA	FG-FGA	FT-FTA	Off	Def	Tot							
05	Pugh, Kodye	f	0-4	0-2	1-2	0	0	0	1	1	0	0	0	0	16		
10	Humphrey, Michael	f	3-3	3-3	2-5	1	8	9	3	11	0	3	1	1	32		
22	Travis, Reid	f	8-11	1-4	3-6	1	1	2	3	20	2	2	0	1	29		
02	Davis, Daejon	g	7-10	3-5	3-5	1	4	5	2	20	5	4	0	5	37		
01	Cartwright, Robert	g	1-6	1-5	0-0	0	5	5	1	3	5	0	0	0	24		
04	White, Isaac	g	6-14	4-12	1-2	0	0										

**NO. 14 KANSAS 75, STANFORD 54**  
**DECEMBER 21, 2017 • GOLDEN 1 CENTER • SACRAMENTO, CALIF.**

**CALIFORNIA 77, STANFORD 74**  
**DECEMBER 30, 2017 • MAPLES PAVILION • STANFORD, CALIF.**

**Official Basketball Box Score -- Game Totals -- Final Statistics**  
**Kansas vs STANFORD**  
**12/21/17 8:00 p.m. at Sacramento, Calif. (Golden 1 Center)**

**Kansas 75 • 10-2**

#	Player	c	Total			3-Ptr			Rebounds			PF	TP	A	TO	Blk	Stl	Min
			FG-FGA	FG-FGA	FT-FTA	FG-FGA	FG-FGA	FT-FTA	Off	Def	Tot							
35	Azubuike, Udoka	c	12-15	0-0	0-2	4	3	7	3	24	1	2	2	0	0	0	26	
02	Vick, Lagerald	g	5-7	2-2	1-1	0	4	4	4	13	2	0	0	1	2	4		
04	Graham, Devonte'	g	4-12	3-6	3-4	0	3	3	1	14	6	2	0	2	3	37		
10	Mykhailiuk, Svi	g	7-16	0-5	0-0	1	6	7	0	14	2	1	1	1	1	37		
14	Newman, Malik	g	3-7	1-3	0-0	1	6	7	1	7	2	0	0	1	2	32		
00	Garrett, Marcus	g	0-1	0-1	1-3	0	2	2	3	1	1	1	0	2	23			
03	Cunliffe, Sam	g	1-2	0-0	0-0	0	1	1	2	2	1	1	0	0	9			
44	Lightfoot, Mitch	g	0-1	0-1	0-0	2	0	2	4	0	3	1	1	1	13			
	Team					1	3	4										
	<b>Totals</b>		<b>32-61</b>	<b>6-18</b>	<b>5-10</b>	<b>9</b>	<b>28</b>	<b>37</b>	<b>18</b>	<b>75</b>	<b>15</b>	<b>11</b>	<b>4</b>	<b>8</b>	<b>200</b>			

FG % 1st Half: 20-32 62.5% 2nd half: 12-29 41.4% Game: 32-61 52.5% Deadball Rebounds 1  
 3FG % 1st Half: 6-13 46.2% 2nd half: 0-5 0.0% Game: 6-18 33.3%  
 FT % 1st Half: 1-1 100.0% 2nd half: 4-9 44.4% Game: 5-10 50.0%

**STANFORD 54 • 6-7**

#	Player	f	Total			3-Ptr			Rebounds			PF	TP	A	TO	Blk	Stl	Min
			FG-FGA	FG-FGA	FT-FTA	FG-FGA	FG-FGA	FT-FTA	Off	Def	Tot							
10	Humphrey, Michael	f	9-17	2-6	0-0	2	5	7	2	20	0	2	1	1	31			
13	Da Silva, Oscar	f	0-3	0-0	1-2	1	6	7	2	1	2	0	1	1	23			
22	Travis, Reid	f	5-12	1-3	1-3	1	3	4	4	12	1	2	0	0	39			
01	Davis, Daejon	g	1-6	0-0	0-0	3	1	4	1	2	2	4	0	0	29			
02	Cartwright, Robert	g	3-7	1-3	0-0	3	3	6	2	7	4	5	0	1	33			
00	Okpala, Kezie	g	2-8	1-2	1-2	0	2	2	3	6	0	0	1	2	28			
04	White, Isaac	g	1-6	1-5	2-2	0	2	2	0	5	2	1	0	0	19			
20	Sharma, Josh	g	0-2	0-1	1-2	2	1	3	0	1	0	0	0	0	7			
	Team					3	1	4										
	<b>Totals</b>		<b>21-61</b>	<b>6-20</b>	<b>6-11</b>	<b>15</b>	<b>24</b>	<b>39</b>	<b>14</b>	<b>54</b>	<b>11</b>	<b>14</b>	<b>3</b>	<b>5</b>	<b>200</b>			

FG % 1st Half: 12-31 38.7% 2nd half: 9-30 30.0% Game: 21-61 34.4% Deadball Rebounds 2  
 3FG % 1st Half: 4-12 33.3% 2nd half: 2-8 25.0% Game: 6-20 30.0%  
 FT % 1st Half: 1-3 33.3% 2nd half: 5-8 62.5% Game: 6-11 54.5%

Officials: Tony Padilla, John Higgins, Mike Greenstein  
 Technical fouls: Kansas-None. STANFORD-Humphrey, Michael.  
 Attendance: 7880

Score by periods	1st	2nd	Total
Kansas	47	28	75
STANFORD	29	25	54

Points	In	Off	2nd	Fast	Bench
KU	48	15	6	8	3
STAN	20	9	5	6	12

Last FG - KU 2nd-00:46, STAN 2nd-01:10.  
 Largest lead - KU by 21 2nd-01:50, STAN by 2 1st-16:57.  
 KU led for 37:55, STAN led for 00:59. Game was tied for 01:06.

Score tied - 2 times.  
 Lead changed - 6 times.

**Official Basketball Box Score -- Game Totals -- Final Statistics**  
**CALIFORNIA vs STANFORD**  
**12/30/17 7:00 p.m. at Stanford, Calif. (Maples Pavilion)**

**CALIFORNIA 77 • 7-7, 1-0**

#	Player	f	Total			3-Ptr			Rebounds			PF	TP	A	TO	Blk	Stl	Min
			FG-FGA	FG-FGA	FT-FTA	FG-FGA	FG-FGA	FT-FTA	Off	Def	Tot							
10	Sueing, Justice	f	7-14	0-3	4-4	3	3	6	2	18	2	0	1	0	32			
24	Lee, Marcus	f	9-11	0-0	1-5	1	6	7	4	19	1	4	2	0	28			
01	McNeill, Darius	g	5-11	3-6	0-0	0	2	2	5	13	1	2	0	3	33			
14	Coleman, Don	g	5-16	1-3	4-4	2	4	6	0	15	3	1	0	2	39			
21	Hamilton, Nick	g	0-1	0-1	0-2	0	1	1	1	0	1	0	1	0	14			
02	Harris-Dyson, Juhwan	g	0-1	0-0	0-2	0	1	1	0	0	0	1	0	0	5			
12	McCullough, Austin	g	0-0	0-0	0-0	0	0	0	0	0	0	0	0	0	2			
15	Davis, Roman	g	1-3	0-0	1-2	2	1	3	2	3	1	0	0	0	9			
22	Okoroh, Kingsley	g	2-4	0-0	1-2	2	4	6	4	4	1	1	2	0	20			
25	Winston, Deschon	g	0-0	0-0	0-0	0	0	0	0	0	0	0	0	0	3			
34	Anticevich, Grant	g	2-4	1-2	0-0	0	1	1	4	5	0	0	0	0	10			
42	Welle, Cole	g	0-1	0-0	0-0	0	0	0	0	0	0	0	0	0	5			
	Team					2	1	3										
	<b>Totals</b>		<b>31-66</b>	<b>5-15</b>	<b>10-20</b>	<b>12</b>	<b>24</b>	<b>36</b>	<b>24</b>	<b>77</b>	<b>10</b>	<b>10</b>	<b>5</b>	<b>6</b>	<b>200</b>			

FG % 1st Half: 9-30 30.0% 2nd half: 22-36 61.1% Game: 31-66 47.0% Deadball Rebounds 5,4  
 3FG % 1st Half: 1-6 16.7% 2nd half: 4-9 44.4% Game: 5-15 33.3%  
 FT % 1st Half: 5-10 50.0% 2nd half: 5-10 50.0% Game: 10-20 50.0%

**STANFORD 74 • 6-8, 0-1**

#	Player	f	Total			3-Ptr			Rebounds			PF	TP	A	TO	Blk	Stl	Min
			FG-FGA	FG-FGA	FT-FTA	FG-FGA	FG-FGA	FT-FTA	Off	Def	Tot							
00	Okpala, Kezie	f	3-9	0-1	5-12	1	2	3	2	11	3	2	1	1	37			
10	Humphrey, Michael	f	7-10	0-1	1-3	2	11	13	5	15	0	1	1	0	28			
22	Travis, Reid	f	6-13	0-1	3-6	3	5	8	4	15	1	2	0	0	29			
01	Davis, Daejon	g	1-1	1-1	0-0	0	0	0	3	3	2	0	0	0	24			
11	Pickens, Dorian	g	3-11	2-6	5-6	1	1	2	3	13	2	2	1	1	31			
02	Cartwright, Robert	g	1-3	1-2	1-2	0	1	1	0	4	3	1	0	0	17			
04	White, Isaac	g	0-2	0-2	0-0	0	1	1	0	0	0	1	0	0	7			
05	Pugh, Kodye	g	0-0	0-0	0-0	0	1	1	0	0	0	0	0	0	2			
13	Da Silva, Oscar	g	1-3	1-3	1-2	0	2	2	2	4	4	1	0	0	14			
20	Sharma, Josh	g	4-7	0-0	1-2	5	2	7	4	9	0	0	1	1	11			
	Team					0	1	1										
	<b>Totals</b>		<b>26-59</b>	<b>5-17</b>	<b>17-33</b>	<b>13</b>	<b>26</b>	<b>39</b>	<b>23</b>	<b>74</b>	<b>16</b>	<b>12</b>	<b>4</b>	<b>3</b>	<b>200</b>			

FG % 1st Half: 13-27 48.1% 2nd half: 13-32 40.6% Game: 26-59 44.1% Deadball Rebounds 8,2  
 3FG % 1st Half: 3-11 27.3% 2nd half: 2-6 33.3% Game: 5-17 29.4%  
 FT % 1st Half: 8-16 50.0% 2nd half: 9-17 52.9% Game: 17-33 51.5%

Officials: Tony Padilla, Keith Kimble, Michael Greenstein  
 Technical fouls: CALIFORNIA-McNeill, Darius. STANFORD-None.  
 Attendance: 4293

Score by periods	1st	2nd	Total
CALIFORNIA	24	53	77
STANFORD	37	37	74

Points	In	Off	2nd	Fast	Bench
CAL	46	16	14	6	12
STAN	32	10	17	0	17

Last FG - CAL 2nd-00:29, STAN 2nd-01:58.  
 Largest lead - CAL by 4 1st-18:35, STAN by 17 1st-02:07.  
 CAL led for 01:59, STAN led for 37:15. Game was tied for 00:46.

Score tied - 1 time.  
 Lead changed - 2 times.

**STANFORD 107, UCLA 99 (2OT)**  
**JANUARY 4, 2018 • MAPLES PAVILION • STANFORD, CALIF.**

**STANFORD 77, USC 76**  
**JANUARY 7, 2018 • MAPLES PAVILION • STANFORD, CALIF.**

**Official Basketball Box Score -- Game Totals -- Final Statistics**  
**UCLA vs STANFORD**  
**1/4/18 7:15 p.m. at Stanford, Calif. (Maples Pavilion)**

**UCLA 99 • 11-4, 2-1**

#	Player	f	Total			3-Ptr			Rebounds			PF	TP	A	TO	Blk	Stl	Min
			FG-FGA	FG-FGA	FT-FTA	FG-FGA	FG-FGA	FT-FTA	Off	Def	Tot							
14	Goloman, Gyorgy	f	4-7	2-4	4-7	1	1	2	5	14	0	1	1	2	27			
40	Welsh, Thomas	c	3-7	1-4	1-3	1	9	10	5	8	1	2	1	2	23			
03	Holiday, Aaron	g	10-21	3-7	8-11	1	0	1	3	31	3	1	0	3	48			
13	Wilkes, Kris	g	8-15	2-5	0-0	0	3	3	5	18	2	1	0	0	34			
23	Ali, Prince	g	5-9	2-3	4-8	3	1	4	4	16	0	0	0	0	34			
00	Olesinski, Alex	g	1-5	0-3	1-2	3	5	8	3	3	1	0	1	0	31			
04	Hands, Jaylen	g	3-10	0-5	1-4	0	4	4	3	7	3	2	0	0	34			
05	Smith, Chris	g	1-3	0-2	0-0	1	3	4	1	2	0	1	0	0	15			
34	Okwarabizie, Ikenna	g	0-0	0-0	0-0	0	2	2	0	0	0	1	0	0	4			
	Team					1	3	4										
	<b>Totals</b>		<b>35-77</b>	<b>10-33</b>	<b>19-35</b>	<b>11</b>	<b>31</b>	<b>42</b>	<b>29</b>	<b>99</b>	<b>10</b>	<b>9</b>	<b>3</b>	<b>7</b>	<b>250</b>			

FG % 1st Half: 16-35 45.7% 2nd half: 16-29 55.2% OT: 3-13 23.1% Game: 35-77 45.5% Deadball Rebounds 5  
 3FG % 1st Half: 3-12 25.0% 2nd half: 6-13 46.2% OT: 1-8 12.5% Game: 10-33 30.3%  
 FT % 1st Half: 6-8 75.0% 2nd half: 6-16 37.5% OT: 7-11 63.6% Game: 19-35 54.3%

**STANFORD 107 • 7-8, 1-1**

#	Player
---	--------

**STANFORD 79, WASHINGTON STATE 70**  
**JANUARY 11, 2018 • BEASLEY COLISEUM • PULLMAN, WASH.**

**Official Basketball Box Score -- Game Totals -- Final Statistics**  
**STANFORD vs Washington State**  
**1/11/18 6:00 PM at Pullman, Wash.**

**STANFORD 79 • 9-8, 3-1**

#	Player	Total		3-Ptr		Rebounds			PF	TP	A	TO	Blk	Stl	Min
		FG-FGA	FG-FGA	FT-FTA	Off	Def	Tot								
13	Da Silva, Oscar	f	2-5	0-2	0-0	1	5	6	2	4	1	0	1	0	31
22	Travis, Reid	f	1-6	0-1	4-7	2	4	6	2	6	2	2	1	2	33
10	Humphrey, Michael	c	0-1	0-1	0-0	0	2	2	4	0	0	3	1	1	20
01	Davis, Daejon	g	6-7	2-3	1-2	0	2	2	4	15	4	0	0	0	17
11	Pickens, Dorian	g	10-14	7-10	1-2	0	1	1	1	28	2	3	0	1	35
00	Okpala, KZ	f	6-11	1-2	8-9	1	2	3	3	21	0	3	0	0	29
02	Cartwright, Robert	g	0-0	0-0	0-0	0	1	1	1	0	3	0	0	8	
03	White, Isaac	g	2-8	1-6	0-0	0	0	0	0	5	0	0	0	22	
05	Pugh, Kodye	g	0-0	0-0	0-1	0	0	0	1	0	0	1	0	2	
20	Sharma, Josh	g	0-0	0-0	0-0	0	1	1	1	0	0	1	0	0	
	Team					1	2	3							
	<b>Totals</b>		<b>27-52</b>	<b>11-25</b>	<b>14-21</b>	<b>5</b>	<b>20</b>	<b>25</b>	<b>19</b>	<b>79</b>	<b>12</b>	<b>13</b>	<b>3</b>	<b>4</b>	<b>200</b>

FG % 1st Half: 15-27 55.6% 2nd half: 12-25 48.0% Game: 27-52 51.9% Deadball Rebounds 3  
 3FG % 1st Half: 6-13 46.2% 2nd half: 5-12 41.7% Game: 11-25 44.0%  
 FT % 1st Half: 2-4 50.0% 2nd half: 12-17 70.6% Game: 14-21 66.7%

**Washington State 70 • 8-8, 0-4**

#	Player	Total		3-Ptr		Rebounds			PF	TP	A	TO	Blk	Stl	Min
		FG-FGA	FG-FGA	FT-FTA	Off	Def	Tot								
40	Hinson, Kwinton	f	2-4	1-3	0-0	0	3	3	4	5	0	1	0	0	17
43	Bernstine, Drick	f	4-5	0-0	0-2	4	8	12	3	8	2	7	1	0	34
03	Franks, Robert	g	3-7	1-3	1-1	2	3	5	4	8	3	6	0	1	29
04	Daniels, Viont'e	g	1-2	0-1	4-4	1	2	3	0	6	0	0	0	0	17
22	Flynn, Malachi	g	7-21	7-15	3-5	2	5	7	2	24	4	2	0	0	37
05	Acquaah, Milan	g	4-9	1-2	1-2	1	0	1	4	10	3	0	0	1	19
12	Shpreyregin, Steven	g	0-0	0-0	0-0	0	0	0	1	0	0	0	0	7	
13	Pollard, Jeff	g	4-5	0-0	1-2	4	2	6	0	9	0	4	0	0	19
25	Chidom, Arinze	g	0-1	0-1	0-0	0	0	0	1	0	0	1	0	2	
35	Skaggs, Carter	g	0-4	0-4	0-0	1	0	1	2	0	0	0	0	0	19
	Team					1	0	1							
	<b>Totals</b>		<b>25-58</b>	<b>10-29</b>	<b>10-16</b>	<b>16</b>	<b>23</b>	<b>39</b>	<b>21</b>	<b>70</b>	<b>12</b>	<b>22</b>	<b>1</b>	<b>2</b>	<b>200</b>

FG % 1st Half: 17-31 54.8% 2nd half: 8-27 29.6% Game: 25-58 43.1% Deadball Rebounds 3,1  
 3FG % 1st Half: 7-15 46.7% 2nd half: 3-14 21.4% Game: 10-29 34.5%  
 FT % 1st Half: 4-7 57.1% 2nd half: 6-9 66.7% Game: 10-16 62.5%

Officials: Dick Cartmell, Frank Harvey III, Rodrick Dixon  
 Technical fouls: STANFORD-None. WASHINGTON-None.  
 Attendance: 2540

Score by periods	1st	2nd	Total
STANFORD	38	41	79
Washington State	45	25	70

Last FG - STAN 2nd-00:37, WSU 2nd-02:06.  
 Largest lead - STAN by 10 2nd-06:26, WSU by 9 1st-14:37.  
 STAN led for 15:37. WSU led for 23:45. Game was tied for 00:38.

Score tied - 0 times.  
 Lead changed - 3 times.

**STANFORD 73, WASHINGTON 64**  
**JANUARY 13, 2018 • ALASKA AIRLINES ARENA • SEATTLE, WASH.**

**Official Basketball Box Score -- Game Totals -- Final Statistics**  
**STANFORD vs Washington**  
**01/13/18 5:06 p.m. at Seattle, Wash. - Alaska Airlines Arena**

**STANFORD 73 • 10-8, 4-1**

#	Player	Total		3-Ptr		Rebounds			PF	TP	A	TO	Blk	Stl	Min
		FG-FGA	FG-FGA	FT-FTA	Off	Def	Tot								
00	Okpala, KZ	f	3-8	0-1	4-9	1	2	3	2	10	1	3	0	0	30
10	Humphrey, Michael	f	6-11	0-0	1-2	2	7	9	5	13	0	1	0	1	27
11	Pickens, Dorian	f	3-5	1-3	0-0	0	4	4	5	7	3	2	0	0	23
22	Travis, Reid	f	6-13	0-0	4-10	2	3	5	2	16	2	2	0	0	31
01	Davis, Daejon	g	6-13	1-2	3-4	2	8	10	1	16	5	7	1	1	39
02	Cartwright, Robert	g	0-0	0-0	0-0	0	0	0	0	0	0	0	0	1	
04	White, Isaac	g	1-4	1-4	0-0	0	0	0	0	3	0	0	0	1	
13	Da Silva, Oscar	g	1-2	1-1	2-2	1	10	11	2	5	1	3	2	1	30
20	Sharma, Josh	g	1-2	0-0	1-1	0	0	0	4	3	0	0	0	0	
	Team					6	0	6							
	<b>Totals</b>		<b>27-58</b>	<b>4-11</b>	<b>15-28</b>	<b>14</b>	<b>34</b>	<b>48</b>	<b>21</b>	<b>73</b>	<b>12</b>	<b>18</b>	<b>3</b>	<b>4</b>	<b>200</b>

FG % 1st Half: 14-32 43.8% 2nd half: 13-26 50.0% Game: 27-58 46.6% Deadball Rebounds 5  
 3FG % 1st Half: 1-6 16.7% 2nd half: 3-5 60.0% Game: 4-11 36.4%  
 FT % 1st Half: 6-10 60.0% 2nd half: 9-18 50.0% Game: 15-28 53.6%

**Washington 64 • 13-5, 3-2**

#	Player	Total		3-Ptr		Rebounds			PF	TP	A	TO	Blk	Stl	Min
		FG-FGA	FG-FGA	FT-FTA	Off	Def	Tot								
15	Dickerson, Noah	f	2-7	0-0	4-6	1	6	7	3	8	1	1	1	0	19
33	Timmins, Sam	f	0-3	0-0	2-2	1	4	5	4	2	1	0	2	3	23
01	Crisp, David	g	5-14	1-7	0-4	0	0	0	2	11	3	0	0	3	34
04	Thybulle, Matisse	g	3-8	0-4	2-3	0	4	4	1	8	2	4	3	2	31
05	Nowell, Jaylen	g	5-13	1-5	9-10	0	3	3	3	20	1	1	2	0	35
11	Carter, Nahziah	g	0-1	0-0	0-0	0	0	0	2	0	0	3	0	1	
13	Wright, Hameir	g	2-3	0-1	0-1	0	6	6	5	4	0	1	2	1	24
14	Carter III, Michael	g	2-4	1-3	0-0	0	1	1	0	5	0	0	1	0	
22	Green, Dominic	g	2-3	2-2	0-0	0	1	1	0	6	0	0	1	0	
	Team					1	0	1							
	<b>Totals</b>		<b>21-56</b>	<b>5-22</b>	<b>17-26</b>	<b>3</b>	<b>25</b>	<b>28</b>	<b>20</b>	<b>64</b>	<b>8</b>	<b>10</b>	<b>12</b>	<b>10</b>	<b>200</b>

FG % 1st Half: 12-29 41.4% 2nd half: 9-27 33.3% Game: 21-56 37.5% Deadball Rebounds 7  
 3FG % 1st Half: 3-10 30.0% 2nd half: 2-12 16.7% Game: 5-22 22.7%  
 FT % 1st Half: 6-9 66.7% 2nd half: 11-17 64.7% Game: 17-26 65.4%

Officials: Bob Staffen, Daryl Gelinias, Steve Olson  
 Technical fouls: STANFORD-None. WASHINGTON-None.  
 Attendance: 8256

Score by periods	1st	2nd	Total
STANFORD	35	38	73
Washington	33	31	64

Last FG - STAN 2nd-00:53, UW 2nd-02:17.  
 Largest lead - STAN by 13 2nd-08:43, UW by 2 1st-01:12.  
 STAN led for 35:29. UW led for 02:21. Game was tied for 02:02.

Score tied - 5 times.  
 Lead changed - 8 times.

**STANFORD 86, NO. 16 ARIZONA STATE 77**  
**JANUARY 17, 2018 • MAPLES PAVILION • STANFORD, CALIF.**

**Official Basketball Box Score -- Game Totals -- Final Statistics**  
**#16 ARIZONA STATE vs STANFORD**  
**1/17/18 8:00 p.m. at Stanford, Calif. (Maples Pavilion)**

**#16 ARIZONA STATE 77 • 14-4, 2-4**

#	Player	Total		3-Ptr		Rebounds			PF	TP	A	TO	Blk	Stl	Min
		FG-FGA	FG-FGA	FT-FTA	Off	Def	Tot								
00	Holder, Tra	c	3-14	1-6	2-2	0	2	2	4	9	3	0	0	0	33
01	Martin, Remy	g	4-8	1-2	2-4	0	3	3	0	11	5	0	0	1	26
03	Mitchell, Mickey	g	3-8	2-3	1-2	3	4	7	0	9	2	1	1	0	33
10	Shibel, Vitaliy	g	0-1	0-1	0-0	0	0	0	1	0	1	0	0	0	4
11	Evans II, Shannon	g	5-12	2-7	1-3	0	1	1	5	13	2	3	1	1	26
14	Lawrence, Kimani	g	0-2	0-0	0-0	1	2	3	0	0	0	1	0	0	
23	White, Romello	g	4-6	0-0	11-14	1	4	5	3	19	0	2	1	1	30
35	Lake, DeQuon	g	1-1	0-0	0-0	0	3	3	5	2	0	0	1	0	11
44	Justice, Kodi	g	6-9	2-2	0-0	0	2	2	3	14	1	1	0	2	29
	Team					2	2	4							
	<b>Totals</b>		<b>26-61</b>	<b>8-21</b>	<b>17-25</b>	<b>7</b>	<b>23</b>	<b>30</b>	<b>21</b>	<b>77</b>	<b>14</b>	<b>8</b>	<b>4</b>	<b>5</b>	<b>200</b>

FG % 1st Half: 13-31 41.9% 2nd half: 13-30 43.3% Game: 26-61 42.6% Deadball Rebounds 5  
 3FG % 1st Half: 3-8 37.5% 2nd half: 5-13 38.5% Game: 8-21 38.1%  
 FT % 1st Half: 6-10 60.0% 2nd half: 11-15 73.3% Game: 17-25 68.0%

**STANFORD 86 • 11-8, 5-1**

#	Player	Total		3-Ptr		Rebounds			PF	TP	A	TO	Blk	Stl	Min
		FG-FGA	FG-FGA	FT-FTA	Off	Def	Tot								
00	Okpala, KZ	f	1-8	0-1	2-4	1	3	4	3	4	5	2	1	0	34
10	Humphrey, Michael	f	2-4	0-2	0-3	1	4	5	3	4	1	1	0	0	14
22	Travis, Reid	f	7-16	3-6	1-5	4	6	10	2	18	3	0	1	0	36
01	Davis, Daejon	g	4-10	0-1	5-5	0	5	5	1	13	8	4	0	3	40
11	Pickens, Dorian	g	7-14	3-7	2-2	1	4	5	1	19	3	2	0	0	40
13	Da Silva, Oscar	g	4-4	2-2											

**USC 69, STANFORD 64**  
**JANUARY 24, 2018 • GALEN CENTER • LOS ANGELES, CALIF.**

**Official Basketball Box Score -- Game Totals -- Final Statistics**  
**STANFORD vs USC**  
**01/24/18 6:05 p.m. at Los Angeles, Calif. (Galen Center)**

**STANFORD 64 • 11-10, 5-3**

#	Player	Total		3-Ptr		Rebounds			PF	TP	A	TO	Blk	Stl	Min
		FG-FGA	FT-FTA	FG-FGA	FT-FTA	Off	Def	Tot							
00	Okpala, KZ	f	1-4	0-0	1-2	1	2	3	0	3	1	4	0	0	17
10	Humphrey, Michael	f	6-8	0-0	2-4	1	5	6	4	14	0	3	1	0	27
11	Pickens, Dorian	f	3-11	2-9	6-6	0	2	2	1	14	3	1	0	1	38
22	Travis, Reid	f	7-12	0-0	2-3	2	7	9	2	16	1	2	0	1	38
01	Davis, Daejon	g	1-6	1-4	3-4	0	3	3	1	6	2	3	0	0	33
02	Cartwright, Robert		0-1	0-1	0-0	0	0	0	0	0	2	0	0	0	6
04	White, Isaac		0-1	0-1	0-0	0	1	1	0	0	0	0	0	0	5
13	Da Silva, Oscar		4-7	3-4	0-0	3	5	8	3	11	2	1	2	3	32
20	Sharma, Josh		0-0	0-0	0-0	0	0	0	2	0	2	1	0	0	2
	<b>Team</b>					1	2	3							
	<b>Totals</b>		22-50	6-19	14-19	8	27	35	13	64	11	16	2	4	200

FG % 1st Half: 10-28 35.7% 2nd half: 12-22 54.5% Game: 22-50 44.0% Deadball Rebounds 2,1  
 3FG % 1st Half: 2-9 22.2% 2nd half: 4-10 40.0% Game: 6-19 31.6%  
 FT % 1st Half: 4-9 44.4% 2nd half: 10-10 100.0% Game: 14-19 73.7%

**USC 69 • 16-6, 7-2**

#	Player	Total		3-Ptr		Rebounds			PF	TP	A	TO	Blk	Stl	Min
		FG-FGA	FT-FTA	FG-FGA	FT-FTA	Off	Def	Tot							
04	Metu, Chimezie	f	5-11	0-2	2-2	3	7	10	2	12	5	3	2	2	33
31	Rakocevic, Nick	f	4-8	0-0	1-2	3	5	8	0	9	0	0	1	2	29
00	Aaron, Shaquan	g	1-4	0-2	0-0	0	1	1	2	2	1	0	0	0	12
11	McLaughlin, Jordan	g	3-11	1-6	1-4	0	3	3	1	8	9	3	1	3	36
30	Stewart, Elijah	g	5-10	0-3	0-0	1	3	4	3	10	2	0	0	0	25
01	Usher, Jordan		3-5	0-1	0-0	0	1	1	2	6	2	0	0	1	18
02	Mathews, Jonah		7-12	4-6	0-0	0	0	0	2	18	0	1	1	1	31
05	Thornton, Derryck		2-4	0-0	0-0	1	1	2	2	4	1	0	0	0	16
	<b>Team</b>					1	1	2							
	<b>Totals</b>		30-65	5-20	4-8	9	22	31	14	69	20	7	5	9	200

FG % 1st Half: 18-31 58.1% 2nd half: 12-34 35.3% Game: 30-65 46.2% Deadball Rebounds 2,1  
 3FG % 1st Half: 2-8 25.0% 2nd half: 3-12 25.0% Game: 5-20 25.0%  
 FT % 1st Half: 3-4 75.0% 2nd half: 1-4 25.0% Game: 4-8 50.0%

Officials: Mike Scypfers, Deron White, Larry Spaulding  
 Technical fouls: STANFORD-None. USC-None.  
 Attendance: 4116

Score by periods	1st	2nd	Total
STANFORD	26	38	64
USC	41	28	69

	In	Off	2nd	Fast	Bench
Points	Paint	T/O	Chance	Break	
STAN	28	5	10	2	11
USC	48	13	10	8	28

Last FG - STAN 2nd-01:29, USC 2nd-00:01.  
 Largest lead - STAN None, USC by 17 2nd-19:29.  
 STAN led for 00:00. USC led for 38:44. Game was tied for 01:16.

Score tied - 1 time.  
 Lead changed - 0 times.

**UCLA 89, STANFORD 73**  
**JANUARY 27, 2018 • PAULEY PAVILION • LOS ANGELES, CALIF.**

**Official Basketball Box Score -- Game Totals -- Final Statistics**  
**STANFORD vs UCLA**  
**01/27/18 7:30 p.m. at Los Angeles, Calif. (Pauley Pavilion)**

**STANFORD 73 • 11-11, 5-4**

#	Player	Total		3-Ptr		Rebounds			PF	TP	A	TO	Blk	Stl	Min
		FG-FGA	FT-FTA	FG-FGA	FT-FTA	Off	Def	Tot							
00	Okpala, KZ	f	0-2	0-1	1-2	1	0	1	3	1	1	2	0	0	15
10	Humphrey, Michael	f	5-10	1-1	1-1	2	2	4	3	12	1	4	1	2	33
11	Pickens, Dorian	f	6-12	4-8	0-0	0	3	3	2	16	2	2	0	1	38
22	Travis, Reid	f	4-9	0-1	3-4	2	5	7	3	11	2	0	0	0	34
01	Davis, Daejon	g	9-19	1-5	4-5	1	3	4	4	23	10	2	0	2	36
02	Cartwright, Robert		1-3	1-1	0-0	0	2	2	2	3	3	1	0	2	19
04	White, Isaac		0-2	0-2	0-0	0	2	2	0	0	0	0	0	0	7
05	Pugh, Kodye		1-1	1-1	0-0	0	0	0	0	0	3	0	1	0	5
13	Da Silva, Oscar		1-1	0-0	0-0	0	0	0	3	2	0	1	0	0	9
20	Sharma, Josh		1-2	0-0	0-0	0	0	0	1	2	0	0	1	0	4
	<b>Team</b>					3	2	5							
	<b>Totals</b>		28-61	8-20	9-12	9	19	28	21	73	19	13	2	8	200

FG % 1st Half: 13-32 40.6% 2nd half: 15-29 51.7% Game: 28-61 45.9% Deadball Rebounds 1  
 3FG % 1st Half: 3-10 30.0% 2nd half: 5-10 50.0% Game: 8-20 40.0%  
 FT % 1st Half: 7-9 77.8% 2nd half: 2-3 66.7% Game: 9-12 75.0%

**UCLA 89 • 15-7, 6-4**

#	Player	Total		3-Ptr		Rebounds			PF	TP	A	TO	Blk	Stl	Min
		FG-FGA	FT-FTA	FG-FGA	FT-FTA	Off	Def	Tot							
40	Welsh, Thomas	c	6-10	1-3	0-2	1	9	10	3	13	0	2	2	3	31
03	Holiday, Aaron	g	5-11	2-4	9-9	0	2	2	2	21	8	6	0	1	39
04	Hands, Jaylen	g	2-7	1-3	4-4	0	3	3	0	9	10	1	0	1	29
13	Wilkes, Kris	g	6-7	2-2	4-4	1	4	5	2	18	0	0	1	1	28
23	Ali, Prince	g	5-11	3-4	3-3	0	3	3	1	16	0	0	0	0	29
00	Olesinski, Alex		2-4	1-2	0-0	0	2	2	1	5	0	0	0	0	18
05	Smith, Chris		1-1	0-0	0-0	1	1	2	2	2	1	2	1	1	13
14	Goloman, Gyorgy		1-2	0-1	3-3	2	1	3	1	5	0	2	2	0	13
	<b>Team</b>					2	1	3							
	<b>Totals</b>		28-53	10-19	23-25	7	26	33	12	89	19	13	6	7	200

FG % 1st Half: 16-27 59.3% 2nd half: 12-26 46.2% Game: 28-53 52.8% Deadball Rebounds 1  
 3FG % 1st Half: 7-11 63.6% 2nd half: 3-8 37.5% Game: 10-19 52.6%  
 FT % 1st Half: 10-12 83.3% 2nd half: 13-13 100.0% Game: 23-25 92.0%

Officials: John Higgins, Eric Curry, D.G. Nelson  
 Technical fouls: STANFORD-None. UCLA-None.  
 Attendance: 10519

Score by periods	1st	2nd	Total
STANFORD	36	37	73
UCLA	49	40	89

	In	Off	2nd	Fast	Bench
Points	Paint	T/O	Chance	Break	
STAN	28	5	10	2	11
UCLA	49	14	10	7	12

Last FG - STAN 2nd-00:07, UCLA 2nd-02:41.  
 Largest lead - STAN by 3 1st-09:01, UCLA by 22 2nd-11:40.  
 STAN led for 03:38. UCLA led for 33:02. Game was tied for 03:03.

Score tied - 3 times.  
 Lead changed - 8 times.

**STANFORD 80, OREGON STATE 71**  
**FEBRUARY 1, 2018 • MAPLES PAVILION • STANFORD, CALIF.**

**Official Basketball Box Score -- Game Totals -- Final Statistics**  
**OREGON STATE vs STANFORD**  
**2/1/18 8:00 p.m. at Stanford, Calif. (Maples Pavilion)**

**OREGON STATE 71 • 11-10, 3-6**

#	Player	Total		3-Ptr		Rebounds			PF	TP	A	TO	Blk	Stl	Min
		FG-FGA	FT-FTA	FG-FGA	FT-FTA	Off	Def	Tot							
03	Tinkle, Tres	f	6-10	0-2	6-9	1	2	3	3	18	3	4	1	2	33
12	Eubanks, Drew	f	8-9	0-0	3-5	1	5	6	2	19	0	4	2	1	37
32	Berger, Seth	f	0-0	0-0	2-2	0	2	2	4	2	1	2	0	0	10
01	Thompson Jr, Stephen	g	3-11	2-4	2-2	0	1	1	4	10	0	4	0	2	30
05	Thompson, Ethan	g	2-7	1-2	5-6	0	4	4	5	10	0	1	1	1	33
04	Hollins, Alfred		2-5	1-3	0-0	1	3	4	3	5	0	1	0	0	18
11	Reichle, Zach		1-1	1-1	0-0	0	0	0	0	3	0	1	0	1	7
15	Sanders, Tanner		0-0	0-0	0-0	0	1	1	2	0	0	1	0	0	4
22	Smith, Xavier		1-1	0-0	0-0	0	0	0	1	2	1	2	0	0	6
23	Rakocevic, Gligorije		1-1	0-0	0-0	0	2	2	2	2	1	2	0	0	7
24	Manuel, Kendal		0-3	0-1	0-0	0	1	1	1	0	0	0	0	0	7
34	Koné, Ben		0-1	0-0	0-0	0	0	0	0	0	0	0	0	0	8
	<b>Team</b>					3	0	3							
	<b>Totals</b>		24-49	5-13	18-24	6	21	27	27	71	11	21	4	7	200

FG % 1st Half: 9-23 39.1% 2nd half: 15-26 57.7% Game: 24-49 49.0% Deadball Rebounds 6  
 3FG % 1st Half: 2-4 50.0% 2nd half: 3-9 33.3% Game: 5-13 38.5%  
 FT % 1st Half: 8-10 80.0% 2nd half: 10-14 71.4% Game: 18-24 75.0%

**STANFORD 80 • 12-11, 6-4**

#	Player	Total		3-Ptr		Rebounds			PF	TP	A	TO	Blk	Stl	Min
		FG-FGA	FT-FTA	FG-FGA	FT-FTA	Off	Def	Tot							
00	Okpala, KZ	f	4-7	0-0	1-3	0	0	0	3	9	0	4	2	0	28
10	Humphrey, Michael	f	2-5	0-0	0-0	2	6	8	5	4	0	1	0	0	21
22	Travis, Reid	f	10-14	2-2	2-5	3	6	9	5	24	2	3	0	2	32
01	Davis, Daejon	g	2-6	0-2											

## UTAH 75, STANFORD 60

FEBRUARY 8, 2018 • HUNTSMAN CENTER • SALT LAKE CITY, UTAH

**Official Basketball Box Score -- Game Totals -- Final Statistics**  
**STANFORD vs Utah**  
**02/08/18 6:01 p.m. at Salt Lake City, Utah (Huntsman Center)**

**STANFORD 60 • 13-12, 7-5**

##	Player	Total			3-Ptr			Rebounds			PF	TP	A	TO	Blk	Stl	Min
		FG-FGA	FG-FGA	FT-FTA	FG-FGA	FG-FGA	FT-FTA	Off	Def	Tot							
10	Humphrey, Michael	r	1-6	0-1	3-4	0	2	2	3	5	1	0	2	0	0	21	
22	Travis, Reid	r	6-14	0-0	4-5	2	8	10	1	16	1	1	0	0	0	31	
00	Okpala, KZ	r	1-4	0-0	0-0	0	2	2	5	2	2	1	0	1	0	16	
11	Davis, Daejon	g	4-8	2-3	4-5	3	2	5	2	14	5	4	0	1	0	29	
11	Pickens, Dorian	g	2-10	2-5	1-2	3	1	4	0	7	2	2	0	0	0	31	
02	Cartwright, Robert	g	2-3	1-2	0-0	0	1	1	1	5	0	0	0	0	0	17	
04	White, Isaac	g	1-2	1-1	2-2	0	1	1	0	5	0	0	0	0	0	17	
05	Pugh, Kodye	g	1-3	0-1	1-2	2	1	3	0	3	0	0	1	1	7		
13	Da Silva, Oscar	g	0-0	0-0	0-0	0	1	1	5	0	0	1	0	0	0	17	
15	Herenton, Rodney	g	1-1	0-0	0-0	0	1	0	0	2	0	0	0	0	0	3	
20	Sharma, Josh	g	0-2	0-0	0-0	0	1	1	2	0	0	0	0	0	0	3	
25	Pagon, Blake	g	0-0	0-0	0-0	0	0	0	0	0	0	1	0	0	0	4	
33	Stanback, Trevor	g	0-0	0-0	1-2	1	1	2	0	1	0	0	0	0	0	4	
	Team					1	4	5									
	Totals		19-53	6-13	16-22	12	26	38	19	60	11	11	4	2	0	200	

FG % 1st Half: 8-26 30.8% 2nd half: 11-27 40.7% Game: 19-53 35.8%  
 3FG % 1st Half: 3-6 50.0% 2nd half: 3-7 42.9% Game: 6-13 46.2%  
 FT % 1st Half: 9-11 81.8% 2nd half: 7-11 63.6% Game: 16-22 72.7%

**Utah 75 • 14-9, 6-6**

##	Player	Total			3-Ptr			Rebounds			PF	TP	A	TO	Blk	Stl	Min
		FG-FGA	FG-FGA	FT-FTA	FG-FGA	FG-FGA	FT-FTA	Off	Def	Tot							
13	Collette, David	r	6-6	0-0	1-1	0	3	3	5	13	0	1	3	0	0	14	
21	Rawson, Tyler	r	2-8	0-4	4-4	1	9	10	3	8	5	1	1	1	0	31	
00	Barefield, Sedrick	g	6-14	1-5	4-6	0	1	1	0	17	4	0	0	2	0	37	
01	Bibbins, Justin	g	7-9	4-4	0-0	0	2	2	1	18	4	0	0	1	0	37	
30	Bealer, Gabe	g	3-5	2-4	0-0	1	1	2	0	8	0	0	0	0	0	14	
02	Caldwell, Kolbe	g	0-0	0-0	0-0	0	0	0	0	0	0	0	0	0	0	9	
05	Van Dyke, Parker	g	2-4	0-2	1-2	0	4	4	1	5	3	0	1	2	0	19	
10	Connor, Jake	g	0-1	0-1	0-0	0	0	0	0	0	0	0	0	0	0	4	
11	Seeley, Chris	g	1-5	0-0	2-4	1	0	1	4	4	0	2	2	0	0	9	
20	Rydalch, Beau	g	0-0	0-0	0-0	0	0	0	0	0	0	0	0	0	0	1	
34	Johnson, Jayce	g	1-3	0-0	0-1	1	3	4	3	2	0	1	3	0	0	19	
40	Reininger, Marc	g	0-0	0-0	0-0	0	0	0	1	0	0	0	0	0	0	3	
43	Joki, Jakub	g	0-1	0-0	0-0	1	0	1	0	0	0	0	0	0	0	2	
50	Popoola, Christian	g	0-0	0-0	0-0	0	0	0	0	0	0	0	0	0	0	1	
	Team					1	2	3									
	Totals		28-56	7-20	12-18	6	25	31	18	75	16	6	10	6	0	200	

FG % 1st Half: 16-29 55.2% 2nd half: 12-27 44.4% Game: 28-56 50.0%  
 3FG % 1st Half: 3-8 37.5% 2nd half: 4-12 33.3% Game: 7-20 35.0%  
 FT % 1st Half: 5-7 71.4% 2nd half: 7-11 63.6% Game: 12-18 66.7%

Officials: Shawn Lehig, Kevin Brill, Deron White  
 Technical fouls: STANFORD-None. Utah-Collette, David.  
 Attendance: 14038

Score by periods	1st	2nd	Total
STANFORD	28	32	60
Utah	40	35	75

Last FG - STAN 2nd-00:24, UTAH 2nd-03:18.  
 Largest lead - STAN None, UTAH by 23 2nd-09:10.  
 STAN led for 00:00. UTAH led for 38:40. Game was tied for 00:52.

## COLORADO 64, STANFORD 56

FEBRUARY 11, 2018 • COORS EVENTS CENTER • BOULDER, COLORADO

**Official Basketball Box Score -- Game Totals -- Final Statistics**  
**STANFORD vs Colorado**  
**2/11/18 2 p.m. at Boulder, Colo. (Coors Events Center)**

**STANFORD 56 • 13-13, 7-6 Pac-12**

##	Player	Total			3-Ptr			Rebounds			PF	TP	A	TO	Blk	Stl	Min
		FG-FGA	FG-FGA	FT-FTA	FG-FGA	FG-FGA	FT-FTA	Off	Def	Tot							
00	Okpala, KZ	r	1-2	1-1	0-0	0	0	0	3	3	1	4	0	0	0	20	
10	Humphrey, Michael	r	1-5	1-2	0-0	1	6	7	2	3	0	0	2	0	0	23	
22	Travis, Reid	r	4-10	0-2	2-4	2	4	6	2	10	0	3	0	3	0	35	
01	Davis, Daejon	g	5-16	0-4	2-6	0	4	4	1	12	2	3	1	4	0	38	
11	Pickens, Dorian	g	5-15	4-9	4-4	1	3	4	2	18	1	2	1	0	0	38	
04	White, Isaac	g	1-3	1-1	0-0	0	1	1	0	3	0	1	0	1	0	14	
13	Da Silva, Oscar	g	1-3	0-2	0-0	2	3	5	3	2	1	1	1	0	0	13	
33	Stanback, Trevor	g	2-2	0-0	1-1	3	2	5	4	5	0	0	3	0	0	19	
	Team					3	3	6									
	Totals		20-56	7-21	9-15	12	26	38	17	56	5	14	8	8	0	200	

FG % 1st Half: 7-24 29.2% 2nd half: 13-32 40.6% Game: 20-56 35.7%  
 3FG % 1st Half: 3-8 37.5% 2nd half: 4-13 30.8% Game: 7-21 33.3%  
 FT % 1st Half: 3-6 50.0% 2nd half: 6-9 66.7% Game: 9-15 60.0%

**Colorado 64 • 15-10, 7-6 Pac-12**

##	Player	Total			3-Ptr			Rebounds			PF	TP	A	TO	Blk	Stl	Min
		FG-FGA	FG-FGA	FT-FTA	FG-FGA	FG-FGA	FT-FTA	Off	Def	Tot							
01	Bey, Tyler	r	4-7	0-0	1-3	2	4	6	5	9	0	2	0	2	0	18	
35	Walton, Dallas	r	2-5	1-1	1-1	0	2	2	1	6	0	0	0	1	0	19	
11	Nikolic, Lazar	g	2-5	1-3	1-1	1	2	3	1	6	1	3	2	0	0	22	
24	King, George	g	5-12	1-2	0-0	3	6	9	0	11	3	1	2	3	0	33	
25	Wright, McKinley	g	4-15	1-2	1-3	3	3	6	2	10	7	3	0	0	0	33	
00	Schwartz, D'Shawn	g	0-1	0-0	0-0	0	1	1	0	0	0	0	0	0	0	5	
13	Wright, Namon	g	0-4	0-2	2-2	1	1	2	0	2	0	2	1	0	0	15	
15	Collier, Dominique	g	1-6	1-3	0-0	1	1	2	2	3	2	2	0	2	0	25	
23	Siewert, Lucas	g	5-7	4-6	3-4	2	5	7	1	17	0	1	0	0	0	30	
	Team					3	1	4									
	Totals		23-62	9-19	9-14	16	26	42	12	64	14	12	5	8	0	200	

FG % 1st Half: 12-36 33.3% 2nd half: 11-26 42.3% Game: 23-62 37.1%  
 3FG % 1st Half: 6-15 40.0% 2nd half: 3-4 75.0% Game: 9-19 47.4%  
 FT % 1st Half: 1-2 50.0% 2nd half: 8-12 66.7% Game: 9-14 64.3%

Officials: Verne Harris, John Higgins, Kelly Pfeiffer  
 Technical fouls: STANFORD-None. Colorado-None.  
 Attendance: 8323  
 Colorado #1 fouled out with 33 seconds remaining in the game

Score by periods	1st	2nd	Total
STANFORD	20	36	56
Colorado	31	33	64

Last FG - STAN 2nd-00:49, COLO 2nd-00:25.  
 Largest lead - STAN by 2 1st-18:56, COLO by 15 1st-02:00.  
 STAN led for 00:12. COLO led for 35:20. Game was tied for 04:28.

## STANFORD 77, CALIFORNIA 73

FEBRUARY 18, 2018 • HAAS PAVILION • BERKELEY, CALIF.

**Official Basketball Box Score -- Game Totals -- Final Statistics**  
**STANFORD vs CALIFORNIA**  
**2/18/18 5:05 PM at Haas Pavilion, Berkeley, Calif.**

**STANFORD 77 • 14-13, 8-6 Pac-12**

##	Player	Total			3-Ptr			Rebounds			PF	TP	A	TO	Blk	Stl	Min
		FG-FGA	FG-FGA	FT-FTA	FG-FGA	FG-FGA	FT-FTA	Off	Def	Tot							
0	Okpala, KZ	r	1-6	0-1	7-8	1	4	5	2	9	2	1	1	0	0	33	
10	Humphrey, Michael	r	4-11	2-2	1-2	2	5	7	5	11	1	0	0	2	0	27	
22	Travis, Reid	r	6-13	1-4	0-0	5	5	10	3	13	1	1	0	0	0	34	
1	Davis, Daejon	g	7-10	1-2	7-9	2	5	7	5	22	5	7	0	2	0	33	
11	Pickens, Dorian	g	6-10	2-4	3-4	1	3	4	0	17	1	2	0	0	0	38	
13	Da Silva, Oscar	g	2-6	0-1	1-2	2	1	3	1	5	0	1	2	0	0	21	
2	Cartwright, Robert	g	0-0	0-0	0-0	0	0	0	0	0	0	0	1	0	0	1	
20	Sharma, Josh	g	0-1	0-0	0-0	1	2	3	2	0	0	0	3	0	0	7	
33	Stanback, Trevor	g	0-0	0-0	0-0	0	0	0	0	0	1	1	0	0	0	2	
4	White, Isaac	g	0-1	0-1	0-0	0	1	1	0	0	1	0	0	0	0	4	
	Team					2	3	5									
	Totals		26-58	6-15	19-25	16	29	45	18	77	12	16	6	4	0	200	

FG % 1st Half: 15-30 50.0% 2nd half: 11-28 39.3% Game: 26-58 44.8%  
 3FG % 1st Half: 5-10 50.0% 2nd half: 1-5 20.0% Game: 6-15 40.0%  
 FT % 1st Half: 2-3 66.7% 2nd half: 17-22 77.3% Game: 19-25 76.0%

**CALIFORNIA 73 • 8-19, 12-12 Pac-12**

##	Player	Total			3-Ptr			Rebounds			PF	TP	A	TO	Blk	Stl	Min
		FG-FGA	FG-FGA	FT-FTA	FG-FGA	FG-FGA	FT-FTA	Off	Def	Tot							
10	Sueing, Justice	r	7-19	1-6	0-0	2	4	6	3	15	2	1	0	0	0	36	
24	Lee, Marcus	r	4-9	0-0	7-9	5	4	9	3	15	2	3	1	0	1	36	
22	Okoroh, Kingsley	c	2-2	0-0	2-3	2	4	6	2	6	0	0	2	0	0	29	
1	McNeill, Darius	g	2-7	1-4	0-0	0	0	0	5	5	1	2	0	3	0	23	
2	Harris-Dyson, Juhwan	g	4-9	0-1	5-5	0	3	3	5	13	0	2	1	1	0	29	
14	Coleman,																

STANFORD 86, WASHINGTON STATE 84

FEBRUARY 24, 2018 • MAPLES PAVILION • STANFORD, CALIF.

Official Basketball Box Score -- Game Totals -- Final Statistics  
Washington State vs STANFORD  
2/24/18 4:00 p.m. at Stanford, Calif. (Maples Pavilion)

Washington State 84 • 11-17, 3-13

##	Player	Total		3-Ptr		Rebounds			PF	TP	A	TO	Blk	Stl	Min
		FG-FGA	FG-FGA	FT-FTA	Off	Def	Tot								
03	Franks, Robert	f	8-15	3-7	0-1	1	5	6	4	19	2	4	1	0	37
43	Bernstine, Drick	f	8-11	0-0	0-0	5	2	7	2	16	2	2	1	2	35
04	Daniels, Viont'e	g	3-5	3-4	0-0	1	1	2	1	9	2	2	1	0	28
22	Flynn, Malachi	g	6-12	2-6	2-2	1	2	3	2	16	7	2	0	1	31
35	Skaggs, Carter	g	2-4	2-4	0-0	0	2	2	1	6	1	0	0	0	23
05	Acquaah, Milan	g	4-7	0-1	2-3	0	1	1	0	10	1	3	0	2	18
13	Pollard, Jeff	g	0-0	0-0	0-0	0	0	0	0	2	0	0	0	0	10
40	Hinson, Kwinton	g	3-6	1-1	1-1	0	0	0	3	8	0	0	0	0	18
	Team					1	0	1							
Totals			34-60	11-23	5-7	9	13	22	15	84	15	13	3	5	200

FG % 1st Half: 17-30 56.7% 2nd half: 17-30 56.7% Game: 34-60 56.7% Deadball Rebounds 1.1  
3FG % 1st Half: 3-9 33.3% 2nd half: 8-14 57.1% Game: 11-23 47.8%  
FT % 1st Half: 3-4 75.0% 2nd half: 2-3 66.7% Game: 5-7 71.4%

STANFORD 86 • 16-13, 10-6

##	Player	Total		3-Ptr		Rebounds			PF	TP	A	TO	Blk	Stl	Min
		FG-FGA	FG-FGA	FT-FTA	Off	Def	Tot								
00	Okpala, KZ	f	7-13	1-2	5-5	3	0	3	4	20	1	2	1	3	30
10	Humphrey, Michael	f	7-11	2-2	0-0	3	4	7	2	16	3	2	2	3	33
22	Travis, Reid	f	7-13	0-2	6-6	6	5	11	0	20	1	0	2	1	35
01	Davis, Daejon	g	2-7	0-0	4-5	0	7	7	3	8	6	1	0	1	39
11	Pickens, Dorian	g	5-9	2-4	2-2	0	2	2	1	14	3	2	0	1	37
04	White, Isaac	g	0-3	0-2	0-0	0	0	0	1	0	1	1	0	0	4
13	Da Silva, Oscar	g	3-5	1-2	1-2	2	0	2	2	8	0	4	0	0	20
33	Stanback, Trevor	g	0-0	0-0	0-0	1	0	1	0	0	0	0	1	0	2
	Team					1	0	1							
Totals			31-61	6-14	18-20	16	18	34	13	86	15	12	6	9	200

FG % 1st Half: 20-37 54.1% 2nd half: 11-24 45.8% Game: 31-61 50.8% Deadball Rebounds 2  
3FG % 1st Half: 4-8 50.0% 2nd half: 2-6 33.3% Game: 6-14 42.9%  
FT % 1st Half: 5-7 71.4% 2nd half: 13-13 100.0% Game: 18-20 90.0%

Officials: Dick Cartmell, Deldre Carr, Doran Gotschall  
Technical fouls: Washington State-None. STANFORD-None.  
Attendance: 5233

Score by periods	1st	2nd	Total
Washington State	40	44	84
STANFORD	49	37	86

Last FG - WSU 2nd-00:36, STAN 2nd-01:36.  
Largest lead - WSU by 5 1st-18:11, STAN by 14 2nd-11:28.  
WSU led for 05:13. STAN led for 32:52. Game was tied for 01:48.

	In	Off	2nd	Fast	Bench
Points	Paint	T/O	Chance	Break	
WSU	44	16	11	6	18
STAN	44	18	23	2	8

Score tied - 3 times.  
Lead changed - 1 time.

NO. 19 ARIZONA 75, STANFORD 67

MARCH 1, 2018 • MCKALE CENTER • TUCSON, ARIZ.

Official Basketball Box Score -- Game Totals -- Final Statistics  
STANFORD vs #19 ARIZONA  
03/01/18 8:00 p.m. at OLSON COURT, MCKALE CENTER

STANFORD 67 • 16-14 (10-7 P12)

##	Player	Total		3-Ptr		Rebounds			PF	TP	A	TO	Blk	Stl	Min
		FG-FGA	FG-FGA	FT-FTA	Off	Def	Tot								
00	Okpala, KZ	f	2-5	0-1	4-4	0	2	2	4	8	3	1	0	1	22
22	Travis, Reid	f	8-18	1-1	6-8	4	6	10	4	23	1	1	0	1	35
10	Humphrey, Michael	c	3-10	0-2	0-0	1	2	3	4	6	0	0	0	1	24
01	Davis, Daejon	g	4-7	1-2	1-2	1	2	3	3	10	5	5	0	3	38
11	Pickens, Dorian	g	3-10	2-6	3-4	0	4	4	1	11	1	0	0	1	39
02	Cartwright, Robert	g	0-2	0-0	0-0	0	0	0	0	1	0	2	0	0	6
04	White, Isaac	g	0-0	0-0	0-0	0	0	0	0	0	0	0	0	0	3
13	Da Silva, Oscar	g	2-5	1-2	0-0	2	1	3	1	5	0	0	0	0	19
20	Sharma, Josh	g	2-2	0-0	0-0	1	0	1	2	4	0	0	0	0	14
	Team					1	2	3							
Totals			24-59	5-14	14-18	10	19	29	20	67	12	8	0	7	200

FG % 1st Half: 12-25 48.0% 2nd half: 12-34 35.3% Game: 24-59 40.7% Deadball Rebounds 2.1  
3FG % 1st Half: 1-5 20.0% 2nd half: 4-9 44.4% Game: 5-14 35.7%  
FT % 1st Half: 3-6 50.0% 2nd half: 11-12 91.7% Game: 14-18 77.8%

#19 ARIZONA 75 • 23-7 (13-4 P12)

##	Player	Total		3-Ptr		Rebounds			PF	TP	A	TO	Blk	Stl	Min
		FG-FGA	FG-FGA	FT-FTA	Off	Def	Tot								
13	Ayton, Deandre	f	4-6	0-0	4-8	5	5	10	3	12	4	3	2	0	31
14	Ristic, Dusan	c	10-15	0-1	1-3	0	5	5	1	21	0	2	0	0	29
00	Jackson-Cartwright, P	g	2-5	1-2	0-0	0	2	2	1	5	3	4	0	1	33
01	Alkins, Rawle	g	2-8	0-1	1-1	2	7	9	4	5	4	3	0	0	26
35	Trier, Allonzo	g	4-10	1-5	9-10	0	2	2	0	18	4	2	0	0	35
03	Smith, Dylan	g	2-4	1-3	0-0	2	1	3	0	5	0	0	1	0	12
23	Barcello, Alex	g	0-0	0-0	0-0	0	0	0	0	0	0	0	0	0	2
24	Akot, Emmanuel	g	2-3	1-1	0-0	1	1	2	0	5	1	1	0	0	11
25	Pinder, Keanu	g	2-2	0-0	0-1	0	0	2	4	4	1	0	3	0	21
	Team					1	2	3							
Totals			28-53	4-13	15-23	11	27	38	13	75	17	15	6	1	200

FG % 1st Half: 16-29 55.2% 2nd half: 12-24 50.0% Game: 28-53 52.8% Deadball Rebounds 2  
3FG % 1st Half: 2-7 28.6% 2nd half: 2-6 33.3% Game: 4-13 30.8%  
FT % 1st Half: 3-4 75.0% 2nd half: 12-19 63.2% Game: 15-23 65.2%

Officials: Randy McCall, Verne Harris, Casey McClellen  
Technical fouls: STANFORD-None. #19 ARIZONA-None.  
Attendance: 14644  
TV: FS1

Score by periods	1st	2nd	Total
STANFORD	28	39	67
#19 ARIZONA	37	38	75

	In	Off	2nd	Fast	Bench
Points	Paint	T/O	Chance	Break	
STAN	28	18	8	4	9
ARIZ	28	6	12	0	14

STANFORD 84, ARIZONA STATE 83

MARCH 3, 2018 • WELLS FARGO ARENA • TEMPE, ARIZ.

Official Basketball Box Score -- Game Totals -- Final Statistics  
STANFORD vs Arizona State  
03-03-18 12:30 P.M. at TEMPE-WELLS FARGO ARENA/NED WULK COURT

STANFORD 84 • 17-14; 11-7

##	Player	Total		3-Ptr		Rebounds			PF	TP	A	TO	Blk	Stl	Min
		FG-FGA	FG-FGA	FT-FTA	Off	Def	Tot								
00	Okpala, KZ	f	5-9	0-2	8-9	1	9	10	4	18	1	7	0	0	36
10	Humphrey, Michael	f	1-2	0-0	1-2	0	2	2	3	3	1	3	0	1	20
22	Travis, Reid	f	8-14	2-4	6-8	5	9	14	1	24	1	2	0	2	39
01	Davis, Daejon	g	3-7	1-2	1-2	1	2	3	5	8	5	4	0	0	26
11	Pickens, Dorian	g	6-12	5-10	3-6	1	2	3	1	20	2	1	0	0	37
02	Cartwright, Robert	g	1-1	1-1	0-0	0	0	0	0	3	0	1	0	1	12
03	White, Isaac	g	0-0	0-0	0-0	0	1	1	0	0	0	1	0	0	2
13	Da Silva, Oscar	g	2-4	0-0	2-2	1	0	1	5	6	1	1	0	0	11
20	Sharma, Josh	g	1-4	0-0	0-0	1	2	3	3	2	1	0	0	0	12
33	Stanback, Trevor	g	0-0	0-0	0-2	0	1	1	0	0	1	1	0	0	5
	Team					2	5	7							
Totals			27-53	9-19	21-31	12	33	45	22	84	13	21	0	4	200

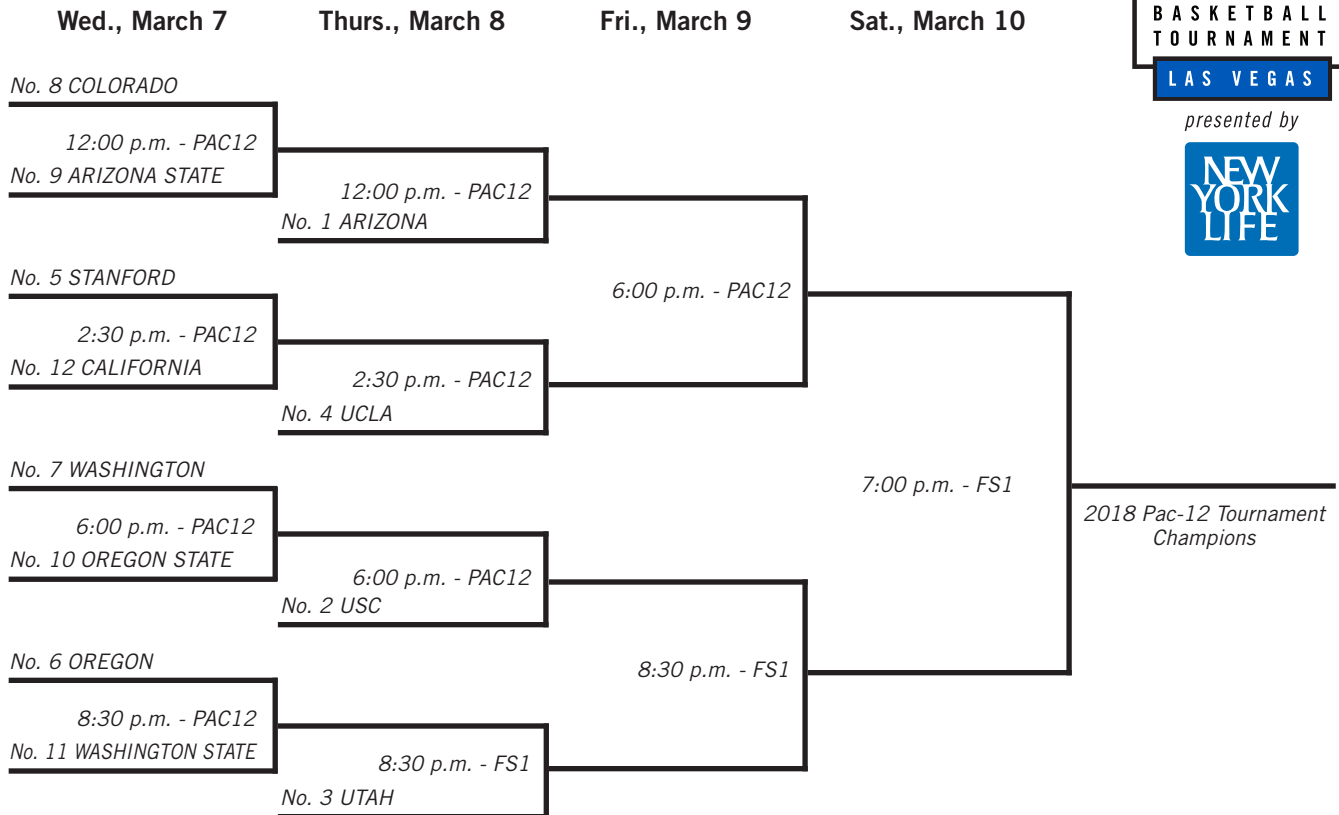
FG % 1st Half: 13-23 56.5% 2nd half: 14-30 46.7% Game: 27-53 50.9% Deadball Rebounds 5  
3FG % 1st Half: 4-6 66.7% 2nd half: 5-13 38.5% Game: 9-19 47.4%  
FT % 1st Half: 10-13 76.9% 2nd half: 11-18 61.1% Game: 21-31 67.7%

Arizona State 83 • 20-10; 8-10

##	Player	Total		3-Ptr		Rebounds			PF	TP	A	TO	Blk	Stl	Min
		FG-FGA	FG-FGA	FT-FTA	Off	Def	Tot								
23	White, Romello	f	1-2	0-0	1-2	1	5	6	4	3	1	0	0	0	22
00	Holder, Tra	g	6-15	3-8	4-6	0	1	1	0	19	2	1	0	2	35
11	Evans II, Shannon	g	6-17	3-9	2-3	0	2	2	2	17	3	2	0	3	35
22	Witherill, Austin	g	0-0	0-0	0-0	0	0	0	0	0	0	0	0	0	2
44	Justice, Kodi	g	5-9	3-6	1-4	0	1	1	4	14	1	0	0	1	25
01	Martin, Remy	g	6-12	0-1	2-2	0	3	3	0	14	7	1	0	3	28
03	Mitchell, Mickey	g	0-2	0-1	3-4	0	4	4	3	3	1	0	1	0	20
10	Shibel, Vitaliy	g	0-1	0-1	2-2	1									

# 2018 PAC-12 MEN'S BASKETBALL TOURNAMENT BRACKET

March 7-10, 2018 – T-Mobile Arena – Las Vegas



## 2018 Pac-12 Men's Basketball Tournament Schedule

T-Mobile Arena (Capacity: 18,000) – Las Vegas

### Wed., March 7

Game 1: No. 8 COLORADO vs. No. 9 ARIZONA STATE, 12:00 p.m. PT  
 Game 2: No. 5 STANFORD vs. No. 12 CALIFORNIA, 2:30 p.m. PT  
 Game 3: No. 7 WASHINGTON vs. No. 10 OREGON STATE, 6:00 p.m. PT  
 Game 4: No. 6 OREGON vs. No. 11 WASHINGTON STATE, 8:30 p.m. PT

### Network

PAC12  
 PAC12  
 PAC12  
 PAC12

### Talent

Roxy Bernstein, Don MacLean, Jill Savage  
 Roxy Bernstein, Don MacLean, Jill Savage  
 Ted Robinson, Bill Walton, Ashley Adamson  
 Ted Robinson, Bill Walton, Ashley Adamson

### Thurs., March 8

Game 5: Game 1 winner vs. No. 1 ARIZONA, 12:00 p.m. PT  
 Game 6: Game 2 winner vs. No. 4 UCLA, 2:30 p.m. PT  
 Game 7: Game 3 winner vs. No. 2 USC, 6:00 p.m. PT  
 Game 8: Game 4 winner vs. No. 3 UTAH, 8:30 p.m. PT

PAC12  
 PAC12  
 PAC12  
 FS1

Roxy Bernstein, Don MacLean, Jill Savage  
 Roxy Bernstein, Don MacLean, Jill Savage  
 Ted Robinson, Bill Walton, Ashley Adamson  
 Joe Davis, Steve Lavin

### Fri., March 9

Game 9: Semifinal 1, 6:00 p.m. PT  
 Game 10: Semifinal 2, 8:30 p.m. PT

PAC12  
 FS1

Ted Robinson, Bill Walton, Ashley Adamson  
 Joe Davis, Steve Lavin

### Sat., March 10

Game 11: Pac-12 Championship, 7:00 p.m. PT

FS1

Joe Davis, Steve Lavin

Game times are local to site