



STANFORD MEN'S BASKETBALL



@STANFORDMBB #GOSTANFORD

CONTACT: Zach Reynolds | 541.419.0615 | zreynold@stanford.edu

2022-23 SCHEDULE AND RESULTS

NOVEMBER

7 (Mon)	Pacific	11 a.m.	P12NET
11 (Fri)	Wisconsin (1)	4:30 p.m.	FS1
15 (Tue)	San Diego State	6 p.m.	P12NET
18 (Fri)	Cal Poly	8 p.m.	P12NET
24 (Thu)	Ole Miss (2)	10:30 a.m.	ESPNU
25 (Fri)	Florida State/Siena (2)	TBA	ESPN/N
27 (Sun)	ESPN Events Invite (2)	TBA	ESPN2/U

DECEMBER

1 (Thu)	UCLA *	7:30 p.m.	ESPN2
4 (Sun)	at Arizona State *	4 p.m.	ESPN2
16 (Fri)	Green Bay	5 p.m.	P12NET
18 (Sun)	Texas (3)	10 a.m.	ESPN
22 (Thu)	Loyola Chicago (4)	TBA	P12NET
29 (Thu)	Colorado *	8 p.m.	ESPN2/U
31 (Sat)	Utah *	1 p.m.	P12NET

JANUARY

6 (Fri)	at California *	6 p.m.	ESPNU
12 (Thu)	at Washington *	8 p.m.	FS1
14 (Sat)	at Washington State *	5 p.m.	P12NET
19 (Thu)	Oregon State *	8 p.m.	P12NET
21 (Sat)	Oregon *	8 p.m.	FS1
25 (Wed)	Chicago State	7 p.m.	P12NET
28 (Sat)	California *	7 p.m.	ESPN2/U

FEBRUARY

2 (Thu)	at Utah *	5 p.m.	P12NET
5 (Sun)	at Colorado *	4 p.m.	FS1
9 (Thu)	Arizona State *	7 p.m.	FS1
11 (Sat)	Arizona *	5 or 7 p.m.	ESPN/2
16 (Thu)	at UCLA *	8 p.m.	ESPN2
18 (Sat)	at USC *	5 or 7 p.m.	ESPN2/U
23 (Thu)	Washington State *	8 p.m.	P12NET
26 (Sun)	Washington *	3 or 4 p.m.	FS1

MARCH

2 (Thu)	at Oregon State *	6 p.m.	P12NET
4 (Sat)	at Oregon *	1 p.m.	CBS

* Pac-12 game

Bold indicates home game

- (1) at American Family Field, Milwaukee, Wis.
 - (2) at ESPN Wide World of Sports, Orlando, Fla.
 - (3) at American Airlines Center, Dallas, Texas
 - (4) at Kaiser Permanente Arena, Santa Cruz, Calif.
- All times listed PT



STANFORD
0-0, 0-0 Pac-12



PACIFIC
0-0, 0-0 WCC

SETTING THE SCENE

Stanford will tip off in 2022-23 with the strongest returning core in the Pac-12 and an exciting group of newcomers. Jerod Haase begins his seventh season at the helm of the program, which looks to rise to the top of the Pac-12 and reach the NCAA Tournament for the first time since 2014.

THE OPENING TIP

- Stanford went 16-16 last season, which came to a close in the Pac-12 Tournament following a buzzer-beating win over Arizona State and a narrow loss to No. 2 Arizona. The season featured Stanford's first win over an AP top-five opponent since 2007 and its first road ranked win since 2014.
- Spencer Jones led last year's team with 12.0 points per game, Harrison Ingram paced the squad with 6.7 rebounds per night, and Michael O'Connell dished a team-leading 3.6 assists per game. Stanford is one of two power conference programs to return eight of its top nine scorers (TCU).
- Ingram, who was Stanford's first Pac-12 Freshman of the Year since Casey Jacobsen in 2000, withdrew his name from the 2022 NBA Draft to return to The Farm for his sophomore campaign.
- The Cardinal returns eight of its top nine rotation players from a year ago, while also bringing in the program's first transfer in 12 years and the first graduate transfer in program history in Michael Jones (Davidson).
- Stanford leads the all-time series with Pacific by a substantial margin, 33-3. Stanford has won 18 straight meetings with the Tigers, with the last defeat coming during the 1933-34 campaign.

JONESING FOR JONES

Spencer Jones garnered his first All-Pac-12 award with honorable mention selections to the all-conference and all-defense teams last season. The swingman was the team's leading scorer at 12.0 points per game, while averaging 4.5 rebounds per night. He was one of six players league-wide last season to earn all-conference and all-defense honors. Establishing himself as one of the best 3-point shooters in program history, the sniper ended the season in ninth on the all-time Cardinal list with 189 made threes.

Jones, who will be one of the top seniors in the Pac-12 this season, averaged 22.5 points per game in March last season and 27.0 points per game in the Pac-12 Tournament.

POSSIBLE STARTERS

No.	Player	Pos.	Ht.	Wt.	Yr.	PPG	RPG	APG
5	Michael O'Connell	G	6-2	195	Jr.	7.1	2.7	3.6
13	Michael Jones	G	6-5	205	Gr.	11.8	3.6	1.9*
14	Spencer Jones	F	6-7	225	Sr.	12.0	4.5	1.1
22	James Keefe	F	6-9	240	Sr.	5.3	4.8	0.7
55	Harrison Ingram	F	6-7	230	So.	10.5	6.7	3.0

OFF THE BENCH

21	Neal Begovich	F	6-9	230	R-Jr.	0.5	0.3	0.0
1	Isa Silva	G	6-4	190	So.	3.5	1.1	1.2
3	Jarvis Moss	G	6-4	200	So.	0.0	0.2	0.2
10	Max Murrell	F	6-9	225	Jr.	2.4	1.1	0.4
11	Ryan Agarwal	G	6-6	190	Fr.	-	-	-
15	Benny Gealer	G	6-1	160	Fr.	-	-	-
23	Brandon Angel	F	6-8	240	Jr.	7.7	2.9	0.7
24	Jaylen Thompson	F	6-8	195	Fr.	-	-	-
42	Maxime Raynaud	F	7-1	250	So.	4.5	3.8	0.8

*Starters based on previous game | * at Davidson

**ANNE AND TONY JOSEPH
DIRECTOR OF MEN'S BASKETBALL
JEROD HAASE**



In his first six seasons as Stanford's Anne and Tony Joseph Director of Men's Basketball, Jerod Haase has instilled an invested, tough and selfless attitude into the program.

Since arriving on The Farm, the Cardinal has won 98 games, recorded its best conference finish and most league wins in a decade and earned a postseason berth for the first time since 2015. The 2020 team was set to be postseason bound before the cancellation of the NCAA Tournament.

Stanford won 16 games in 2021-22, including the program's first win over an AP top-five opponent since 2007 and its first over a top-25 team on the road since 2014. Harrison Ingram was named Pac-12 Freshman of the Year - Stanford's first since 2000 - while Spencer Jones blossomed into an All-Pac-12 conference forward. Sam Beskind was named Pac-12 Scholar-Athlete of the Year, becoming the program's third honoree in the last five seasons.

The 2020-21 campaign was turned upside down by the COVID-19 global outbreak and subsequent restrictions in Santa Clara County, and Stanford showed its resilience and tenacity with a 14-13 overall record and 10 Pac-12 wins. The season included three wins over eventual Sweet 16 teams, two over Elite Eight programs, and a sweep of Arizona for the first time since 2008. Oscar da Silva established himself as one of the top forwards in the country as one of two players to average 18 points, six rebounds and two assists per game while shooting over 55 percent from the floor. He was also named the Pac-12 Scholar Athlete of the Year.

The Cardinal signed its third top-20 recruiting class in four seasons, led by five-star forward Harrison Ingram. Ingram gives the program a McDonald's All-American for the second-straight year, the first time in Stanford history the feat has been accomplished.

Stanford finished 20-12 overall in 2019-20, and remained solidly in contention for an NCAA Tournament berth throughout a season shortened by the COVID-19 global pandemic. Boasting the nation's No. 16-ranked scoring defense (KenPom No. 7), the Cardinal also shot its highest field goal percentage (.469) since 2003-04. The 20 wins marked Stanford's first such season since the 2014-15 campaign.

Haase and his staff capped the season with a top-10 national recruiting class for 2020 - it's second top-10 class since Haase joined the Cardinal - including top-five signee Ziaire Williams and four players rated at least four stars by one outlet.

Fueled by back-to-back top-25 recruiting classes, Haase's 2018-19 squad featured freshmen and sophomores accounting for 80 percent of the scoring and rebounding. In 2017-18, Haase guided Stanford to a third-place finish in the Pac-12 with 11 conference wins and earned a postseason berth for the first time in three years with a second-round appearance in the NIT.

During Haase's first season in 2016-17, Stanford posted 14 wins against a challenging schedule and finished among the nation's top-10 percent in the classroom. Haase was appointed Stanford's 18th head coach in school history on March 25, 2016.

At UAB, Haase led the Blazers to a regular-season Conference USA championship in 2016 and the program's 15th all-time NCAA Tournament berth in 2015. Haase compiled an 80-53 overall record in four seasons while improving the Blazers' win total every year.

YEAR	SCHOOL	OVERALL	POSTSEASON
2012-13	UAB	16-17	-
2013-14	UAB	18-13	-
2014-15	UAB	20-16	NCAA Third Round
2015-16	UAB	26-7	NIT First Round
2016-17	Stanford	14-17	-
2017-18	Stanford	19-16	NIT Second Round
2018-19	Stanford	15-16	-
2019-20	Stanford	20-12	Postseason Canceled
2020-21	Stanford	14-13	-
2021-22	Stanford	16-16	-
2022-23	Stanford	0-0	-
	OVR	178-143	3 appearances
	at Stanford	98-90	1 appearance
	at UAB	80-53	2 appearances

FRESHMAN OF THE YEAR RETURNS TO STANFORD

One of the most dynamic and versatile players in the country, Harrison Ingram was Stanford's first Pac-12 Freshman of the Year since 2000, and also garnered All-Pac-12 honorable mention status a year ago. He was Stanford's first Freshman of the Year since Casey Jacobsen, and just the fifth all-time, joining Brevin Knight (1994), Johnny Rogers (1982) and John Revelli (1981). He joins only Jacobsen in program history with all-conference and all-freshman recognition in the same year.

Ingram is the only rising sophomore in the country to have averaged 10 points, six rebounds and three assists per game last season, as he was joined by only Paolo Banchemo, the top pick in the 2022 NBA Draft, in meeting those benchmarks as true freshmen. The only first-year player in the league last year to average double-figure scoring, he won six Pac-12 Freshman of the Week awards, which is the second-most in conference history, behind only USC's Evan Mobley (2020-21), who won the honor seven times.

PRESEASON PROGNOSTICATION

Stanford was picked fifth in the Pac-12's preseason poll, earning one first place vote while slotting in behind UCLA, Arizona, Oregon and USC. Spencer Jones and Harrison Ingram were each on the Pac-12 preseason first team, with Stanford joining only UCLA and USC with multiple players on the first team. Ingram also earned a selection to the Julius Erving Small Forward of the Year watch list for the second consecutive season.

STILL TIPPIN', NOW FOR STANFORD

Michael Jones joined the Cardinal program in May in a groundbreaking moment, as Stanford's first graduate transfer in program history and the first transfer of any kind since 2009-10 (Andrew Zimmerman). Jones played his first three seasons at Davidson, and he led the Wildcats to the NCAA Tournament a year ago after averaging 11.8 points and 3.6 rebounds per game while shooting 42.1 percent from 3-point range.

He is one of two returners in college basketball to have scored 400 points while shooting at least 46 percent from the floor, 42 percent from 3-point range and 84 percent from the free throw line (Isiah Mosley, Missouri) last season. Jones will start his master's degree in statistics at Stanford this fall.

LEADING THE PAC

The Cardinal boasts one of the top returning corps in the country, leading the Pac-12 in returning minutes, scoring and rebounding, while the program is one of just two power conference teams in the country to bring back eight of its top nine scorers from a year ago, joining TCU. Alongside leaders Spencer Jones and Harrison Ingram, Stanford returns its leading assist man, Michael O'Connell, breakout forward Brandon Angel, big men James Keefe and Maxime Raynaud, and former four-star recruits Isa Silva and Max Murrell. 78 percent of the team's scoring and minutes return from the 2021-22 squad.

A CHALLENGING SLATE

Stanford has once again scheduled a rigorous non-conference slate, headlined by a home contest with San Diego State (Nov. 15), neutral contest clashes with Wisconsin (Nov. 11), Texas (Dec. 18) and Loyola Chicago (Dec. 22) and three games in Orlando at the ESPN Events Invitational (Nov. 24-27), which starts with a matchup against Ole Miss on Thanksgiving Day. The contest with Wisconsin will be played at American Family Field, home of the Milwaukee Brewers, and is the first college basketball game to be played on an MLB diamond since 2015.

The Cardinal has faced a top-80 schedule in each of Jerod Haase's six seasons at Stanford, including top-40 slates in each of the last two years, per KenPom.

2022-23 ROSTER							
No.	Player	Pos.	Ht.	Wt.	Yr.	Major	Hometown (Previous School)
1	Isa Silva	G	6-4	190	So.	Undeclared	Sacramento, Calif. (Jesusuit)
3	Jarvis Moss	G	6-4	200	So.	Undeclared	Concord, N.C. (Cannon School)
5	Michael O'Connell	G	6-2	195	Jr.	Economics	Mineola, N.Y. (Blair Academy (N.J.))
10	Max Murrell	F	6-9	225	Jr.	Computer Science	Omaha, Neb. (Millard North)
11	Ryan Agarwal	G	6-6	190	Fr.	Undeclared	Coppell, Texas (Coppell)
13	Michael Jones	G	6-5	205	Gr.	MS Statistics	Woodbury, Minn. (Woodbury/Davidson)
14	Spencer Jones	F	6-7	225	Sr.	Management Sci. and Engineering	Roeland Park, Kan. (Bishop Miege)
15	Benny Gealer	G	6-0	160	Fr.	Undeclared	San Pedro, Calif. (Rolling Hills Prep)
21	Neal Begovich	F	6-9	230	R-Jr.	Economics	San Francisco, Calif. (St. Ignatius College Prep)
22	James Keefe	F	6-9	240	Sr.	Economics	Los Angeles, Calif. (Loyola)
23	Brandon Angel	F	6-8	240	Jr.	Economics	San Diego, Calif. (Torrey Pines)
24	Jaylen Thompson	F	6-8	195	Fr.	Undeclared	Oakland, Calif. (Southern California Academy)
42	Maxime Raynaud	F	7-1	250	So.	Undeclared	Paris, France (Lycee Henri IV)
55	Harrison Ingram	F	6-7	230	So.	Undeclared	Dallas, Texas (St. Mark's)
PRONUNCIATION GUIDE							
JEROD HAASE		Jared rhymes with pass		Rob EHSAN		EE-sahn	
ISA Silva		EE-suh		Max MURRELL		Mearl (rhymes with pearl)	
Ryan AGARWAL		AG-are-wall		Benny GEALER		GHEE-ler	
Neal BEGOVICH		BEG-oh-vitch		MAXIME RAYNAUD		Max-eem Ray-no	

EDUCATION DAY

Stanford is welcoming over 1,000 middle school students for the home opener against Pacific for 'education day.' The students are heading to campus from nearby schools on the Peninsula.

SEASON OPENING SUCCESS

The Cardinal is 6-0 in season openers under head coach Jerod Haase, and the program has won 12 straight season debuts dating back to the 2010-11 campaign. Pacific is the third WCC team in that stretch to be Stanford's season-opening opponent, and the Cardinal is 9-0 at home in season openers since 2010.

25 YEARS AGO

This season Stanford will celebrate the 25th anniversary of the 1997-98 Cardinal team that went 30-5 and advanced to the Final Four for just the second time in program history, and the first since Stanford won the national championship in 1942. The team was led by leading scorers Arthur Lee and Kris Weems, had four future NBA players: Tim Young, Mark Madsen, Jarron Collins and Jason Collins, and was captained by Peter Sauer, for whom the team's captain patch is named in honor of.

WELCOME TO THE FARM

Adding a trio of highly-rated recruits to the program, Stanford will welcome four-star forwards Jaylen Thompson (Oakland, CA) and Ryan Agarwal (Coppell, TX) and three-star point guard Benny Gealer (San Pedro, CA) this season. A 6-8 small forward, Thompson gives Stanford a top-100 signee for the sixth-straight season under head coach Jerod Haase, who has signed 13 top-100 players at Stanford.

In addition to the new players, Brandon Dunson joins the program as an assistant coach following stints at Nevada, Cal State Fullerton and Denver. Dunson was previously on staff at Stanford as director of basketball development from 2016-18. Additionally, former North Carolina point guard and 2017 national champion Nate Britt II was added to the coaching staff as director of player development.

SWEPT USC

One of the highlights of the 2021-22 season was Stanford's sweep of a ranked USC team. The Cardinal's first win over USC was its first over a top-five opponent since 2007 (UCLA), led by 21 points apiece from Harrison Ingram and Spencer Jones, and the second was its first over a top-25 team on the road since 2014 (Texas), with Ingram and Jones ending in double figures once again to lead the effort.

IN THE PROS

Stanford boasts five NBA alumni entering the 2022-23 season: Ziaire Williams (Memphis Grizzlies), Brook Lopez (Milwaukee Bucks), Robin Lopez (Cleveland Cavaliers), Dwight Powell (Dallas Mavericks) and KZ Okpala (Sacramento Kings), while a plethora of alumni are plying their trade in leagues around the world. Additionally, Chasson Randle spent the preseason with the Denver Nuggets and Landry Fields was promoted to general manager of the Atlanta Hawks in the offseason.

HOME OF CHAMPIONS

19 schools have victories over AP top-five opponents in football, men's basketball and women's basketball in the same year since 1999-00, with Stanford joining the group last season. The 2021-22 Cardinal is one of two Pac-12 programs on the list, joining Oregon in 2019-20, while Stanford continues to hold the record for NCAA team championships, adding three to its NCAA-leading total of 131 a year ago.

CHIEF KEEFE

The team's leader in floor burns as a junior, James Keefe has emerged as a key contributor as an upper-classman. As a starter in 2021-22, Keefe held averages of 5.8 points and 5.1 rebounds per game on 60.3 percent shooting from the floor. He ended his season in dramatic fashion with the game-winning shot at the buzzer in the first round of the Pac-12 Tournament against Arizona State.

PRESEASON RANKS

KenPom - 58 (Offense - 66, Defense - 46)
Bart Torvik - 36 (Offense - 36, Defense - 41)
ESPN BPI - 32

FLOOR BURNS

During his playing career at Kansas, Jerod Haase was known for his energy and passion on the court. Whether it be diving for loose balls or taking charges, Haase's trademark hustle was always on display. During his time with the Jayhawks, the "floor burns" statistic was created in his honor and is still tracked by the program. Haase totaled 167 floor burns during the 1996-97 season. Stanford's individual 2021-22 totals (334 combined, 10.4 per game) are as follows:

James Keefe	69	Brandon Angel	16
Michael O'Connell	52	Lukas Kisunas	14
Harrison Ingram	50	Maxime Raynaud	10
Spencer Jones	37	Noah Taitz	7
Jaidden Delaire	33	Max Murrell	7
Sam Beskind	21	Daniel Begovich	1
Isa Silva	18		

2022-23 PAC-12 STANDINGS

TEAM	CONFERENCE			OVERALL		
	W	L	PCT	W	L	PCT
1...Arizona	0	0	.000	0	0	.000
....Arizona State	0	0	.000	0	0	.000
....California	0	0	.000	0	0	.000
....Colorado	0	0	.000	0	0	.000
....Oregon	0	0	.000	0	0	.000
....Oregon State	0	0	.000	0	0	.000
.... Stanford	0	0	.000	0	0	.000
....UCLA	0	0	.000	0	0	.000
....USC	0	0	.000	0	0	.000
....Utah	0	0	.000	0	0	.000
....Washington	0	0	.000	0	0	.000
....Washington State	0	0	.000	0	0	.000

INSIDE THE SERIES - PACIFIC

Series History	Stanford leads, 33-3
Streak	W18
Last 5 Meetings	5-0
Last 10 Meetings	10-0
Under Jerod Haase	1-0
Biggest Win	52 (1935-36)
Biggest Loss	9 (1927-28)
Most Points Scored	89 (2017-18)
Most Points Allowed	80 (2017-18)

STANFORD QUICK FACTS

Stanford University

Enrollment (undergraduate)	7,645
Enrollment (total)	16,937

Home Arena	Maples Pavilion
Opened	1968
Capacity	7,233
Record at Maples	565-231 (.710)
Conference Record at Maples	285-179 (.614)

Anne and Tony Joseph Director of

Men's Basketball	Jerod Haase
Alma Mater	Kansas '97
Record at Stanford	98-90 (7th year)
Overall	178-143 (11th year)

James C. Gaither Assistant Men's Basketball

Coach	Jesse Pruitt (7th year)
--------------------	-------------------------

Oscar da Silva Assistant Men's Basketball

Coach	Rob Ehsan (2nd year)
--------------------	----------------------

Assistant Coach	Brandon Dunson (1st year)
------------------------------	---------------------------

Assistant AD - MBB Ops	David Berkun (7th year)
-------------------------------------	-------------------------

Player Development	Nate Britt II (1st year)
---------------------------------	--------------------------

Athletic Trainer	Dominic Vincentini (7th year)
-------------------------------	-------------------------------

Sports Performance	Mike Chatman (4th year)
---------------------------------	-------------------------

Assistant to the Head Coach	Jack Frost (4th year)
--	-----------------------

Asst. Operations Director	Michael Reutt (2nd Year)
--	--------------------------

First Season	1913-14 (105th season)
---------------------------	------------------------

All-Time Record	1,582-1,202 (.568)
------------------------------	--------------------

NCAA Championships	1 (1942)
---------------------------------	----------

NCAA Final Four	2 (1942, 1998)
------------------------------	----------------

NCAA Appearances	17 (1942, '89, '92, '95, '96, '97, '98, '99, '00, '01, '02, '03, '04, '05, '07, '08, '14)
-------------------------------	---

NIT Championships	3 (1991, 12, '15)
--------------------------------	-------------------

NIT Appearances	9 (1988, '90, '91, '94, '06, '12, '13, '15, '18)
------------------------------	--

Conference Championships	7 (1920 (PCC), '21(PCC), '63 (co-AAWU), 1999, '00, '01, '04)
---------------------------------------	--

Pac-12 Championships	4 (1999, '00, '01, '04)
-----------------------------------	-------------------------

STANFORD IN 2022-23 WHEN...

Overall.....	0-0
Pac-12	0-0
Non-Conference	0-0
Home Games	0-0
On The Road	0-0
On Neutral Courts.....	0-0
vs. AP Ranked Opponents.....	0-0
vs. Coaches Ranked Opponents	0-0
When Leading At Halftime	0-0
When Trailing At Halftime	0-0
When Tied At Halftime	0-0
In Overtime.....	0-0
When Scoring Less Than 60 Points	0-0
When Scoring 60-69 Points	0-0
When Scoring 70-79 Points	0-0
When Scoring 80+ Points	0-0
When Opponent Scores Less Than 40 Points.....	0-0
When Opponent Scores 40-49 Points	0-0
When Opponent Scores 50-59 Points	0-0
When Opponent Scores 60-69 Points.....	0-0
When Opponent Scores 70+ Points	0-0
When Shooting 50% or Better	0-0
When Shooting Under 50%.....	0-0
When Shooting 35% or Better From 3	0-0
When Shooting Under 35% From 3	0-0
When Shooting 75% or Better From FT Line.....	0-0
When Shooting Under 75% From FT Line	0-0
When Outrebounding Opponent.....	0-0
When Being Outrebounded	0-0
When Rebounds are Even	0-0
When Committing Less Than 15 Turnovers	0-0
When Committing 15 or More Turnovers	0-0
In Games Decided By 1-3 Points	0-0
In Games Decided By 4-9 Points	0-0
In Games Decided By 10-19 Points	0-0
In Games Decided By 20 Or More Points	0-0
In Morning Games	0-0
In Afternoon Games.....	0-0
In Night Games	0-0
On Monday	0-0
On Tuesday.....	0-0
On Wednesday.....	0-0
On Thursday	0-0
On Friday	0-0
On Saturday.....	0-0
On Sunday	0-0
November	0-0
December	0-0
January.....	0-0
February	0-0
March	0-0
When Wearing White	0-0
When Wearing Cardinal.....	0-0
When Wearing Black	0-0
When Wearing Gray	0-0

BY THE NUMBERS

DOUBLE-DOUBLES	2022-23	CAREER
Harrison Ingram	-	5
Maxime Raynaud	-	1
Brandon Angel	-	1
James Keefe	-	1
20+ POINT GAMES	2022-23	CAREER
Spencer Jones	-	7
Michael Jones	-	2
Harrison Ingram	-	1
Michael O'Connell	-	1
DOUBLE-DIGIT POINTS	2022-23	CAREER
Spencer Jones	-	37
Michael Jones	-	29
Harrison Ingram	-	17
Michel O'Connell	-	16
Brandon Angel	-	11
Maxime Raynaud	-	5
James Keefe	-	5
Isa Silva	-	1
Max Murrell	-	1
DOUBLE-DIGIT REBOUNDS	2022-23	CAREER
Harrison Ingram	-	6
James Keefe	-	4
Maxime Raynaud	-	1
Brandon Angel	-	1
DOUBLE-DIGIT ASSISTS	2022-23	CAREER
N/A		
LED STANFORD IN SCORING	2022-23	CAREER
(includes ties)		
Spencer Jones	-	17
Harrison Ingram	-	8
Brandon Angel	-	6
Michael O'Connell	-	3
Maxime Raynaud	-	2
Isa Silva	-	1
James Keefe	-	1
Max Murrell	-	1
LED STANFORD IN REBOUNDING	2022-23	CAREER
(includes ties)		
Harrison Ingram	-	15
James Keefe	-	11
Spencer Jones	-	9
Maxime Raynaud	-	3
Brandon Angel	-	3
Michael O'Connell	-	3
Max Murrell	-	1
LED STANFORD IN ASSISTS	2022-23	CAREER
(includes ties)		
Michael O'Connell	-	30
Harrison Ingram	-	15
Spencer Jones	-	7
Isa Silva	-	3
Maxime Raynaud	-	2
James Keefe	-	2
Max Murrell	-	1

2021-22 STANFORD TEAM HIGHS

Points	89, vs. Dartmouth (12-16-21)
FG made	35, vs. Dartmouth (12-16-21)
FG att.	71, vs. Santa Clara (11-12-21)
FG%	59.2, at Oregon State (2-12-22)
3-pt. FG made	12, vs. Liberty (12-23-21)
3-pt. FG att.	31, vs. Washington State (2-3-22)
FT made	32, vs. Arizona State (1-22-22)
FT att.	42, vs. Arizona State (1-22-22)
Rebounds	51, vs. North Carolina A&T (11-23-21)
Assists	21, vs. Washington (2-6-22)
Steals	10, three times
Blocks	8, vs. Washington (2-6-22)
Fewest Turnovers	7, at California (2-26-22)
Fewest Fouls	10, vs. UCLA (2-8-22)
First Half pts.	46, vs. Washington (2-6-22)
Second Half pts.	47, vs. San Jose State (11-15-21)

2021-22 STANFORD TEAM LOWS

Points	39, at California (2-26-22)
FG made	12, at California (2-26-22)
FG att.	45, at Baylor (11-20-21)
FG%	23.5, at California (2-26-22)
3-pt. FG made	3, twice
3-pt. FG att.	13, at Baylor (11-20-21)
FT made	2, at Arizona (3-3-22)
FT att.	4, at Oregon (2-10-22)
Rebounds	27, vs. UCLA (2-8-22)
Assists	5, twice
Steals	2, at Colorado (11-28-21)
Blocks	0, four times
Most Turnovers	23, vs. Liberty (12-23-21)
Most Fouls	25, vs. Liberty (12-23-21)
First Half pts.	12, at California (2-26-22)
Second Half pts.	20, at Baylor (11-20-21)

2021-22 OPPONENT TEAM HIGHS

Points	88, vs. Santa Clara (11-12-21)
FG made	34, twice
FG att.	69, vs. Washington (2-6-22)
FG%	59.6, vs. Santa Clara (11-12-21)
3-pt. FG made	15, vs. Arizona State (3-9-22)
3-pt. FG att.	34, vs. North Carolina A&T (11-23-21)
FT made	22, at Arizona (3-3-22)
FT att.	32, vs. USC (1-11-22)
Rebounds	40, at California (2-26-22)
Assists	27, vs. Santa Clara (11-12-21)
Steals	16, at Baylor (11-20-21)
Blocks	8, twice
Fewest Turnovers	6, twice
Fewest Fouls	9, at Oregon (2-10-22)
First Half pts.	45, vs. Santa Clara (11-12-21)
Second Half pts.	52, at Baylor (11-20-21)

2021-22 OPPONENT TEAM LOWS

Points	50, twice
FG made	18, vs. California (2-1-22)
FG att.	49, three times
FG%	33.8, vs. North Carolina A&T (11-23-21)
3-pt. FG made	2, at Arizona State (3-5-22)
3-pt. FG att.	14, twice
FT made	1, vs. Tarleton State (11-9-21)
FT att.	3, vs. Tarleton State (11-9-21)
Rebounds	19, at Oregon State (2-12-22)
Assists	5, twice
Steals	2, vs. California (2-1-22)
Blocks	0, twice
Most Turnovers	19, vs. Valparaiso (11-17-21)
Most Fouls	29, vs. Arizona State (1-22-22)
First Half pts.	20, vs. California (2-1-22)
Second Half pts.	18, at California (2-26-22)

THE LAST TIME - TEAM

Scored 100 points

Stanford	104, vs. UCLA (2-16-19)
Opponent	108, Florida (11-23-17)

Scored less than 50 points

Stanford	39, at California (2-26-22)
Opponent	46, at North Carolina A&T (12-6-20)

Scored less than 40 points

Stanford	39, at California (2-26-22)
Opponent	38, vs. Carroll College (12-27-15)

Overtime game

Stanford win	vs. Dartmouth (89-78 on 12-16-21)
Stanford loss	at Washington State (85-76 in 3OT on 2-20-21)

Double Overtime game

Stanford win	vs. UCLA (107-99 in 2OT on 1-4-18)
Stanford loss	at Washington State (85-76 in 3OT on 2-20-21)

Three or More Overtimes

Stanford win	at Oregon State (103-101 in 4OT on 1-7-12)
Stanford loss	at Washington State (85-76 in 3OT on 2-20-21)

40-point win

Stanford	Stanford 98, Washington State 50 (2-28-19)
Opponent	Oregon State 81, Stanford 38 (1-11-82)

50-point win

Stanford	Stanford 111, Harvard 56 (11-9-07)
Opponent	never

60 points in a half

Stanford	63 (1st half), vs. Harvard (11-9-07)
Opponent	60 (2nd half), at USC (1-26-02)

Between 16-20 points in a half

Stanford	12 (1st half), at California (2-26-22)
Opponent	18 (2nd half), at California (2-26-22)

15 points or less in a half

Stanford	12 (1st half), at California (2-26-22)
Opponent	15 (1st half), Washington State (2-28-19)

50 rebounds by a team

Stanford	51, vs. North Carolina A&T (11-23-21)
Opponent	51, Portland State (11-28-18)

12 or more three-pointers in a game

Stanford	12, at Colorado (2-8-20)
Opponent	15, vs. Arizona State (3-9-22)

10 or more steals in a game

Stanford	10, vs. USC (1-11-22)
Opponent	10, at Arizona (3-3-22)

25 turnovers in a game

Stanford	28, vs. Portland State (11-26-17)
Opponent	25, vs. Arkansas-Pine Bluff (12-29-14)

Five players scoring in double digits

Stanford	5, at Washington State (2-20-21)
Opponent	5, vs. Colorado (2-19-22)

More than five players scoring in double digits

Stanford	6, vs. Green Bay (11-13-15)
Opponent	6, at Colorado (3-2-17)

THE LAST TIME - INDIVIDUAL

Player recorded a double-double

Stanford	James Keefe (16 pts/10 reb), vs. Arizona State (3-9-22)
Opponent	Christian Koloko (21 pts/10 reb), at Arizona (3-3-22)

Two players recorded a double-double

Stanford	Oscar da Silva (17 pts/10 reb)/Ziaire Williams (12 pts/12 reb/10 ast), vs. Washington (1-7-21)
Opponent	Branden Carlsen (14 pts/12 rebs), Riley Battin (11 pts/10 rebs), at Utah (2-6-20)

Player recorded a triple-double

Stanford	Ziaire Williams (12 pts/12 reb/10 ast), vs. Washington (1-7-21)
Opponent	Kyle Weaver (14 pts/13 reb/10 ast), vs. Washington State (1-13-07)

Game decided by buzzer-beater

Stanford win	Jaiden Delaire, vs. Oregon (12-12-21)
Stanford loss	Lamont Jones, vs. Arizona (2-27-10)

30 points

Stanford	Oscar da Silva (31), at Oregon State (1-4-21)
Opponent	Terrell Brown (30), vs. Washington (2-6-22)

40 points

Stanford	Casey Jacobsen (41), vs. Oregon (2-7-02)
Opponent	Darius McGhee (41), vs. Liberty (12-23-21)

Two players with 20 or more points

Stanford	Harrison Ingram (21)/Spencer Jones (21), vs. USC (1-11-22)
Opponent	Christian Koloko (24)/Benedict Mathurin (20), vs. Arizona (3-10-22)

Three players with 20 or more points

Stanford	Brown (21)/Randle (21)/Nastic (20), vs. Arizona State (1-24-15)
Opponent	Moore (25)/Brown (23)/Carmichael (21), vs. Illinois State (3-19-12)

No double-digit scorer

Stanford	vs. Arizona (1-20-22)
Opponent	vs. Carroll College (12-27-15)

12 field goals

Stanford	Oscar da Silva (12), at North Carolina A&T (12-6-20)
Opponent	Terrell Brown (13), vs. Washington (2-6-22)

7 three-pointers

Stanford	Tyrell Terry (7) vs. Utah (2-26-20)
Opponent	Darius McGhee (7), vs. Liberty (12-23-21)

15 free throws

Stanford	Reid Travis (19), at Kansas (12-3-16)
Opponent	Jared Cunningham (15), vs. Oregon State (3-9-11)

15 rebounds

Stanford	Oscar da Silva (15), vs. Oregon (2-1-20)
Opponent	Jaden McDaniels (15), Washington (1-9-20)

20 rebounds

Stanford	Michael Humphrey (20), at Oklahoma State (3-19-18)
Opponent	Andre Roberson (20), at Colorado (1-24-13)

Three players with 10 or more rebounds

Stanford	Travis (12)/R. Allen (10)/Pickens (10), vs. Villanova (11-26-15)
Opponent	McCoy (12)/Bailey (11)/Johnson (10), vs. UCLA (1-17-98)

10 assists

Stanford	Ziaire Williams (10), vs. Washington (1-7-21)
Opponent	James Akinjo (11), at Baylor (11-20-21)



#1 ISA SILVA

Sophomore | Guard | 6-4 | 190
 Sacramento, Calif. | Jesuit | Undeclared

Three things to know...

- 1: Consensus four-star recruit, rated No. 53 nationally by ESPN, No. 66 by 247Sports and No. 73 by Rivals
- 2: True point guard with an excellent feel for the game and high basketball IQ
- 3: Five relatives graduated from Stanford, and cousin, Josue, is a manager for the team. Grandfather, Rafael, had his oral history as a bracero immigrant archived at Stanford's Special Collections and University Archives

Career Accolades: N/A

Trending: N/A

SILVA'S CAREER HIGHS

Points.....12, at Santa Clara 11/12/21
 FG.....5, at Santa Clara 11/12/21
 FGA.....9, at Santa Clara 11/12/21
 3FG.....2, three times
 3FGA.....4, at Santa Clara 11/12/21
 FT.....2, three times
 FTA.....3, vs. Texas 12/19/21
 Rebounds.....4, twice
 Assists.....5, vs. Valparaiso 11/17/21
 Blocks.....1, three times
 Steals.....3, twice
 Minutes.....24, three times

SILVA'S SEASON HIGHS

Points.....-
 FG.....-
 FGA.....-
 3FG.....-
 3FGA.....-
 FT.....-
 FTA.....-
 Rebounds.....-
 Assists.....-
 Blocks.....-
 Steals.....-
 Minutes.....-

2022-23 GAME-BY-GAME

Opponent Date GS Min FG-FGA Pct 3FG-FGA Pct FT-FTA Pct O/D/T Avg PF FO A/T B S P Avg

CAREER STATS

YEAR	GP	GS	MIN	AVG	FG	FGA	PCT	3-POINT			FT	FTA	PCT	REBOUNDING					PF	FO	AST	TO	BLK	STL	PTS	AVG
								FG	FGA	PCT				OFF	DEF	TOT	AVG									
2021-22	32	1	445	13.9	40	101	.396	19	38	.500	12	19	.632	7	28	35	1.1	49	0	38	52	3	20	111	3.5	
2022-23	0	0	0	0.0	0	0	.000	0	0	.000	0	0	.000	0	0	0	0.0	0	0	0	0	0	0	0	0.0	
TOTAL	32	1	445	13.9	40	101	.396	19	38	.500	12	19	.632	7	28	35	1.1	49	0	38	52	3	20	111	3.5	



#3 JARVIS MOSS

Sophomore | Guard | 6-4 | 200

Concord, N.C. | Cannon School | Undeclared

Three things to know...

- 1: All-around guard and one of the best shooters in the 2021 recruiting class
- 2: Consensus three-star recruit, averaged 26 points per game as a senior for Cannon
- 3: Led Cannon to back-to-back NCASAA state championships

Career Accolades: N/A

Trending: N/A

MOSS' CAREER HIGHS

Points.....-

FG.....-

FGA..... 2, twice

3FG.....-

3FGA.....2, at UCLA 1/29/22

FT.....-

FTA.....-

Rebounds.....1, at UCLA 1/29/22

Assists..... 1, vs. North Carolina A&T 11/23/21

Blocks.....-

Steals.....-

Minutes.....4, vs. Arizona 1/20/22

MOSS' SEASON HIGHS

Points.....-

FG.....-

FGA.....-

3FG.....-

3FGA.....-

FT.....-

FTA.....-

Rebounds.....-

Assists.....-

Blocks.....-

Steals.....-

Minutes.....-

2022-23 GAME-BY-GAME

Opponent	Date	GS	Min	FG-FGA	Pct	3FG-FGA	Pct	FT-FTA	Pct	O/D/T	Avg	PF	FO	A/T	B	S	P	Avg
----------	------	----	-----	--------	-----	---------	-----	--------	-----	-------	-----	----	----	-----	---	---	---	-----

CAREER STATS

YEAR	GP	GS	MIN	AVG	FG	FGA	PCT	3-POINT			FT	FTA	PCT	REBOUNDING							PTS	AVG			
								FG	FGA	PCT				OFF	DEF	TOT	AVG	PF	FO	AST			TO	BLK	STL
2021-22	5	0	13	2.6	0	7	.000	0	5	.000	0	0	.000	0	1	1	0.2	1	0	1	1	0	0	0	0.0
2022-23	0	0	0	0.0	0	0	.000	0	0	.000	0	0	.000	0	0	0	0.0	0	0	0	0	0	0	0	0.0
TOTAL	5	0	13	2.6	0	7	.000	0	5	.000	0	0	.000	0	1	1	0.2	1	0	1	1	0	0	0	0.0



#5 MICHAEL O'CONNELL

Junior | Guard | 6-2 | 195

Mineola, N.Y. | Blair Academy (N.J.) | Economics

Three things to know...

1: First prospect since recruiting databases began to be rated a top-100 recruit in both basketball (247 Sports) and lacrosse (Inside Lacrosse) at the time of his signing.

2: Was committed to Maryland for lacrosse before electing to play basketball at Stanford

3: Ranks third in the Pac-12 among returning guards conference wide in assists per game (3.6).

Career Accolades: CoSIDA Academic All-District (2022) ... Pac-12 Freshman of the Week (Feb. 1, 2021) ... Pac-12 Academic Honor Roll (2022)

Trending: Ranks third among Pac-12 returners in assists per game (3.6), had the 2022 Pac-12 Tournament's best assist-to-turnover ratio (11-to-1).

O'CONNELL'S CAREER HIGHS

Points 20, vs. USC 2/2/21
 FG 7, twice
 FGA 13, at Santa Clara 11/12/19
 3FG 4, at Arizona 3/3/22
 3FGA 6, at Arizona 3/3/22
 FT 8, at Arizona State 1/30/21
 FTA 8, twice
 Rebounds 9, vs. California 2/7/21
 Assists 8, twice
 Blocks 1, four times
 Steals 4, twice
 Minutes 52, at Washington State 2/20/21

O'CONNELL'S SEASON HIGHS

Points -
 FG -
 FGA -
 3FG -
 3FGA -
 FT -
 FTA -
 Rebounds -
 Assists -
 Blocks -
 Steals -
 Minutes -

2022-23 GAME-BY-GAME

Opponent	Date	GS	Min	FG-FGA	Pct	3FG-FGA	Pct	FT-FTA	Pct	O/D/T	Avg	PF	FO	A/T	B	S	P	Avg
----------	------	----	-----	--------	-----	---------	-----	--------	-----	-------	-----	----	----	-----	---	---	---	-----

CAREER STATS

YEAR	GP	GS	MIN	AVG	FG	FGA	PCT	3-POINT			FT	FTA	PCT	REBOUNDING				PF	FO	AST	TO	BLK	STL	PTS	AVG
								FG	FGA	PCT				OFF	DEF	TOT	AVG								
2020-21	25	18	666	26.6	59	126	.468	12	36	.333	37	47	.787	11	64	75	3.0	37	1	71	39	3	32	167	6.7
2021-22	31	30	822	26.5	86	229	.376	24	83	.289	23	40	.575	9	75	84	2.7	52	0	111	63	1	32	219	7.1
2022-23	0	0	0	0.0	0	0	.000	0	0	.000	0	0	.000	0	0	0	0.0	0	0	0	0	0	0	0	0.0
TOTAL	56	48	1488	26.6	145	355	.408	36	119	.303	60	87	.690	20	139	159	2.8	89	1	182	102	4	64	386	6.9



#10 MAX MURRELL

Junior | Forward | 6-9 | 225

Omaha, Neb. | Millard North | Computer Science

Three things to know...

1: 247Sports (#79) and Rivals (#116) four-star recruit. Ranked 14th and 23rd nationally at his position, respectively.

2: Reached Nebraska state championship game with Millard North. Broke school record for blocks in a game, season and career, and career field goal percentage.

3: Selected Stanford over Creighton, Iowa, Minnesota and TCU.

Career Accolades: Pac-12 Academic Honor Roll (2022)

Trending: N/A

MURRELL'S CAREER HIGHS

Points 18, vs. North Carolina A&T 11/23/21
 FG 6, vs. North Carolina A&T 11/23/21
 FGA 8, vs. North Carolina A&T 11/23/21
 3FG 4, vs. North Carolina A&T 11/23/21
 3FGA 6, vs. North Carolina A&T 11/23/21
 FT 4, twice
 FTA 6, at Washington 1/15/22
 Rebounds 5, at California 2/26/22
 Assists 3, vs. Arizona 3/10/22
 Blocks 2, twice
 Steals 2, vs. Arizona 3/10/22
 Minutes 21, twice

MURRELL'S SEASON HIGHS

Points -
 FG -
 FGA -
 3FG -
 3FGA -
 FT -
 FTA -
 Rebounds -
 Assists -
 Blocks -
 Steals -
 Minutes -

2022-23 GAME-BY-GAME

Opponent Date GS Min FG-FGA Pct 3FG-FGA Pct FT-FTA Pct O/D/T Avg PF FO A/T B S P Avg

CAREER STATS

YEAR	GP	GS	MIN	AVG	FG	FGA	PCT	3-POINT			FT	FTA	PCT	REBOUNDING							PTS	AVG			
								FG	FGA	PCT				OFF	DEF	TOT	AVG	PF	FO	AST			TO	BLK	STL
2020-21	21	0	166	7.9	15	30	.500	2	9	.222	16	16	1.000	5	13	18	0.9	17	0	4	11	7	5	48	2.3
2021-22	32	5	319	10.0	26	86	.302	13	56	.232	12	17	.706	8	26	34	1.1	25	0	13	17	13	6	77	2.4
2022-23	0	0	0	0.0	0	0	.000	0	0	.000	0	0	.000	0	0	0	0.0	0	0	0	0	0	0	0	0.0
TOTAL	53	5	485	9.2	41	116	.353	15	65	.231	28	33	.848	13	39	52	1.0	42	0	17	28	20	11	125	2.4



#11 RYAN AGARWAL

Freshman | Guard | 6-6 | 190

Coppell, Texas | Coppell | Undeclared

Three things to know...

1: One of three Division I college basketball players of Indian descent, along with Ishaan Jagiasi (Penn State) and Amaan Sandhu (Monmouth)

2: Four-star wing by Rivals and ESPN, once rated as high as No. 84 nationally by Rivals

3: One of the top 3-point shooters in the 2022 recruiting class

Career Accolades: N/A

Trending: N/A

AGARWAL'S CAREER HIGHS

Points -
 FG -
 FGA -
 3FG -
 3FGA -
 FT -
 FTA -
 Rebounds -
 Assists -
 Blocks -
 Steals -
 Minutes -

AGARWAL'S SEASON HIGHS

Points -
 FG -
 FGA -
 3FG -
 3FGA -
 FT -
 FTA -
 Rebounds -
 Assists -
 Blocks -
 Steals -
 Minutes -

2022-23 GAME-BY-GAME

Opponent	Date	GS	Min	FG-FGA	Pct	3FG-FGA	Pct	FT-FTA	Pct	O/D/T	Avg	PF	FO	A/T	B	S	P	Avg
----------	------	----	-----	--------	-----	---------	-----	--------	-----	-------	-----	----	----	-----	---	---	---	-----

CAREER STATS

YEAR	GP	GS	MIN	AVG	FG	FGA	PCT	3-POINT			FT	FTA	PCT	REBOUNDING							PTS	AVG			
								FG	FGA	PCT				OFF	DEF	TOT	AVG	PF	FO	AST			TO	BLK	STL
2022-23	0	0	0	0.0	0	0	.000	0	0	.000	0	0	.000	0	0	0	0.0	0	0	0	0	0	0	0	0.0
TOTAL	0	0	0	0.0	0	0	.000	0	0	.000	0	0	.000	0	0	0	0.0	0	0	0	0	0	0	0	0.0



#13 MICHAEL JONES

Graduate Student | Guard | 6-5 | 205

Woodbury, Minn. | Woodbury | Davidson | M.S. Statistics

Three things to know...

1: First graduate transfer in Stanford men's basketball history

2: Ended Davidson career ranked fifth in program history in 3-point percentage (40.3%, minimum 120 made)

3: One of two returners in college basketball to have scored 400 points while shooting at least 46 percent from the floor, 42 percent from 3-point range and 84 percent from the free throw line (Isiah Mosley, Missouri) last season

Career Accolades: N/A

Trending: Reached NCAA Tournament with 10-seed Davidson in 2022.

JONES' CAREER HIGHS

Points..... 29, at Richmond 1/24/22
 FG..... 9, at Richmond 1/24/22
 FGA..... 14, vs. Richmond 3/13/22
 3FG..... 8, at Richmond 1/24/22
 3FGA.....12, vs. George Mason 1/25/20
 FT..... 5, twice
 FTA..... 6, twice
 Rebounds.....7, at Rhode Island 2/12/22
 Assists.....8, vs. East Carolina 11/21/21
 Blocks.....2, four times
 Steals.....3, three times
 Minutes..... 41, at George Washington 1/29/20

JONES' SEASON HIGHS

Points..... -
 FG..... -
 FGA..... -
 3FG..... -
 3FGA..... -
 FT..... -
 FTA..... -
 Rebounds..... -
 Assists..... -
 Blocks..... -
 Steals..... -
 Minutes..... -

2022-23 GAME-BY-GAME

Opponent Date GS Min FG-FGA Pct 3FG-FGA Pct FT-FTA Pct O/D/T Avg PF FO A/T B S P Avg

CAREER STATS

YEAR	GP	GS	MIN	AVG	FG	FGA	PCT	3-POINT			FT	FTA	PCT	REBOUNDING							PTS	AVG			
								FG	FGA	PCT				OFF	DEF	TOT	AVG	PF	FO	AST			TO	BLK	STL
2019-20	26	21	591	22.7	50	112	.446	39	92	.424	8	12	.667	12	34	46	1.8	31	0	24	15	5	17	147	5.7
2020-21	22	1	381	17.3	41	86	.477	16	52	.308	14	22	.636	14	26	40	1.8	26	0	26	10	2	15	112	5.1
2021-22	34	34	1056	31.0	129	280	.461	69	164	.421	75	89	.843	19	104	123	3.6	57	0	66	36	10	33	402	11.8
2022-23	0	0	0	0.0	0	0	.000	0	0	.000	0	0	.000	0	0	0	0.0	0	0	0	0	0	0	0	0.0
TOTAL	82	56	2027	24.7	220	478	.460	124	308	.403	97	123	.789	45	164	209	2.5	114	0	116	61	17	65	661	8.1



#14 SPENCER JONES

Senior | Forward | 6-7 | 225

Roeland Park, Kan. | Bishop Miege | Management Science & Engineering

Three things to know...

1: Elite shooter on the wing, great defender. One of the best forwards in the Pac-12.

2: Committed to Stanford two weeks after first recruiting call.

3: He was one of six players league-wide last season, and is one of two returners, to earn both all-conference and all-defense honors

Career Accolades: 2022-23 Preseason All-Pac-12 first team ... 2022 All-Pac-12 honorable mention ... 2022 Pac-12 All-Defense honorable mention ... 2021 Diamond Head Classic All-Tournament Team ... 2022 Pac-12 Tournament All-Tournament Team.

Trending: 9th all-time in made 3-pointers at Stanford (189). Seven away from tying for eighth (Dorian Pickens '18) ... Averaged 27.0 points per game at the 2022 Pac-12 Tournament, finished 2021-22 with seven 20-point outings.

JONES' CAREER HIGHS

Points28, vs. Arizona 3/10/22
 FG12, vs. Arizona 3/10/22
 FGA18, vs. Arizona 3/10/22
 3FG 6, twice
 3FGA 12, vs. Arizona State 3/9/22
 FT 5, at California 2/26/22
 FTA 6, twice
 Rebounds 8, four times
 Assists4, three times
 Blocks3, four times
 Steals 4, vs. Washington 2/6/22
 Minutes47, at Washington State 2/20/21

JONES' SEASON HIGHS

Points-
 FG-
 FGA-
 3FG-
 3FGA-
 FT-
 FTA-
 Rebounds-
 Assists-
 Blocks-
 Steals-
 Minutes-

2022-23 GAME-BY-GAME

Opponent Date GS Min FG-FGA Pct 3FG-FGA Pct FT-FTA Pct O/D/T Avg PF FO A/T B S P Avg

CAREER STATS

YEAR	GP	GS	MIN	AVG	FG	FGA	PCT	3-POINT			FT	FTA	PCT	REBOUNDING											
								FG	FGA	PCT				OFF	DEF	TOT	AVG	PF	FO	AST	TO	BLK	STL	PTS	AVG
2019-20	32	29	913	28.5	93	221	.421	81	188	.431	16	23	.696	16	85	101	3.2	59	0	27	27	28	19	283	8.8
2020-21	26	25	735	28.3	72	173	.416	46	124	.371	22	33	.667	21	80	101	3.9	81	1	27	31	17	32	212	8.2
2021-22	31	31	827	26.7	136	287	.474	62	165	.376	39	52	.750	52	86	138	4.5	80	1	35	45	18	27	373	12.0
2022-23	0	0	0	0.0	0	0	.000	0	0	.000	0	0	.000	0	0	0	0.0	0	0	0	0	0	0	0	0.0
TOTAL	89	85	2475	27.8	301	681	.442	189	477	.396	77	108	.713	89	251	340	3.8	220	2	89	103	63	78	868	9.8



#15 BENNY GEALER

Freshman | Guard | 6-1 | 160

San Pedro, Calif. | Rolling Hills Prep | Undeclared

Three things to know...

- 1: Won the gold medal with Team USA at the 2022 Maccabi Games in Israel
- 2: 3-star recruit at point guard from Rivals
- 3: Valedictorian at Rolling Hills Prep with a 4.8 GPA

Career Accolades: N/A

Trending: N/A

GEALER'S CAREER HIGHS

Points -
 FG -
 FGA -
 3FG -
 3FGA -
 FT -
 FTA -
 Rebounds -
 Assists -
 Blocks -
 Steals -
 Minutes -

GEALER'S SEASON HIGHS

Points -
 FG -
 FGA -
 3FG -
 3FGA -
 FT -
 FTA -
 Rebounds -
 Assists -
 Blocks -
 Steals -
 Minutes -

2022-23 GAME-BY-GAME

Opponent	Date	GS	Min	FG-FGA	Pct	3FG-FGA	Pct	FT-FTA	Pct	O/D/T	Avg	PF	FO	A/T	B	S	P	Avg
----------	------	----	-----	--------	-----	---------	-----	--------	-----	-------	-----	----	----	-----	---	---	---	-----

CAREER STATS

YEAR	GP	GS	MIN	AVG	FG	FGA	PCT	3-POINT			FT	FTA	PCT	REBOUNDING							PTS	AVG			
								FG	FGA	PCT				OFF	DEF	TOT	AVG	PF	FO	AST			TO	BLK	STL
2022-23	0	0	0	0.0	0	0	.000	0	0	.000	0	0	.000	0	0	0	0.0	0	0	0	0	0	0	0	0.0
TOTAL	0	0	0	0.0	0	0	.000	0	0	.000	0	0	.000	0	0	0	0.0	0	0	0	0	0	0	0	0.0



#21 NEAL BEGOVICH

Redshirt Junior | Forward | 6-9 | 230

San Francisco, Calif. | St. Ignatius College Prep | Economics

Three things to know...

- 1: Surprised with a scholarship for the 2022-23 season after spending his first three as a walk-on
- 2: Two brothers graduated from Stanford, including Daniel, who played on the basketball team with him from 2019-22
- 3: Switched jersey number from 0 to 21, previously worn by Daniel, to honor his late father, Dan, who played basketball at Cal

Career Accolades: Pac-12 Academic Honor Roll (2021, 2022) ... NABC Honors Court (2022)

Trending: N/A

BEGOVIČ'S CAREER HIGHS

Points 3, at North Carolina A&T 12/6/20
 FG 1, four times
 FGA 1, five times
 3FG 1, at North Carolina A&T 12/6/20
 3FGA 1, twice
 FT -
 FTA -
 Rebounds 1, twice
 Assists -
 Blocks -
 Steals -
 Minutes 3, four times

BEGOVIČ'S SEASON HIGHS

Points -
 FG -
 FGA -
 3FG -
 3FGA -
 FT -
 FTA -
 Rebounds -
 Assists -
 Blocks -
 Steals -
 Minutes -

2022-23 GAME-BY-GAME

Opponent Date GS Min FG-FGA Pct 3FG-FGA Pct FT-FTA Pct O/D/T Avg PF FO A/T B S P Avg

CAREER STATS

YEAR	GP	GS	MIN	AVG	FG	FGA	PCT	3-POINT			FT	FTA	PCT	REBOUNDING							PTS	AVG				
								FG	FGA	PCT				OFF	DEF	TOT	AVG	PF	FO	AST			TO	BLK	STL	
2020-21	3	0	7	2.3	3	3	1.000	1	1	1.000	0	0	.000	0	1	1	0.3	0	0	0	0	0	0	0	7	2.3
2021-22	4	0	11	2.8	1	2	.500	0	1	.000	0	0	.000	0	1	1	0.3	2	0	0	0	0	0	2	0.5	
2022-23	0	0	0	0.0	0	0	.000	0	0	.000	0	0	.000	0	0	0	0.0	0	0	0	0	0	0	0	0.0	
TOTAL	7	0	18	2.6	4	5	.800	1	2	.500	0	0	.000	0	2	2	0.3	2	0	0	0	0	0	0	9	1.3



#22 JAMES KEEFE

Senior | Forward | 6-9 | 240

Los Angeles, Calif. | Loyola | Economics

Three things to know...

1: Physical rim-running forward, tireless worker. Can defend both post positions.

2: Son of Adam Keefe, a nine-year NBA veteran and Stanford's all-time leading rebounder (1,119) and third-leading scorer (2,319), and Kristin Klein Keefe, an Olympian and four-time All-American on the Stanford volleyball team. Older sisters Caitlin and Michaela, class of 2020, played for Stanford's volleyball team, and won three national titles. Youngest sister, Kerry, is a freshman on the volleyball team at Duke.

3: Spent the summer as a private equity summer analyst at KKR

Career Accolades: CoSIDA Academic All-District (2022) ... Pac-12 Academic Honor Roll (2021, 2022) ... NABC Honors Court (2022)

Trending: First-career double-double, including buzzer-beater for the win with 16 points and 10 rebounds, against Arizona State in the first round of the 2022 Pac-12 Tournament.

KEEFE'S CAREER HIGHS

Points17, vs. Washington 2/6/22
 FG 7, twice
 FGA.....9, vs. Washington 2/6/22
 3FG -
 3FGA..... 1, vs. Arizona 3/10/22
 FT 6, vs. Arizona State 1/22/22
 FTA 7, three times
 Rebounds..... 11, vs. California 2/1/22
 Assists 4, vs. Dartmouth 12/16/21
 Blocks 3, vs. USC 1/11/22
 Steals..... 2, twice
 Minutes 32, vs. Dartmouth 12/16/21

KEEFE'S SEASON HIGHS

Points -
 FG -
 FGA..... -
 3FG -
 3FGA..... -
 FT -
 FTA -
 Rebounds..... -
 Assists -
 Blocks -
 Steals -
 Minutes..... -

2022-23 GAME-BY-GAME

Opponent Date GS Min FG-FGA Pct 3FG-FGA Pct FT-FTA Pct O/D/T Avg PF FO A/T B S P Avg

CAREER STATS

YEAR	GP	GS	MIN	AVG	FG	FGA	PCT	3-POINT			FT	FTA	PCT	REBOUNDING							PTS	AVG			
								FG	FGA	PCT				OFF	DEF	TOT	AVG	PF	FO	AST			TO	BLK	STL
2019-20	30	0	272	9.1	27	51	.529	0	0	.000	12	32	.375	16	44	60	2.0	42	0	4	11	7	5	66	2.2
2020-21	24	0	182	7.6	9	26	.346	0	0	.000	12	20	.600	14	28	42	1.8	18	0	6	7	3	4	30	1.3
2021-22	30	24	611	20.4	63	105	.600	0	1	.000	34	56	.607	57	86	143	4.8	50	1	20	21	11	11	160	5.3
2022-23	0	0	0	0.0	0	0	.000	0	0	.000	0	0	.000	0	0	0	0.0	0	0	0	0	0	0	0	0.0
TOTAL	84	24	1065	12.7	99	182	.544	0	1	.000	58	108	.537	87	158	245	2.9	110	1	30	39	21	20	256	3.0



#23 BRANDON ANGEL

Junior | Forward | 6-8 | 240

San Diego, Calif. | Torrey Pines | Economics

Three things to know...

- 1: 247Sports four-star recruit (#123). Top-25 rated forward nationally
- 2: Elite shooter who can line up at either forward position. Chose Stanford over California and Wisconsin
- 3: Ranked fourth in the Pac-12 as a sophomore in scoring off the bench

Career Accolades: Pac-12 Academic Honor Roll (2022)

Trending: N/A

ANGEL'S CAREER HIGHS

Points 18, vs. Dartmouth 12/16/21
 FG 7, vs. Dartmouth 12/16/21
 FGA 11, twice
 3FG 4, at Arizona State 3/5/22
 3FGA 7, vs. Utah 2/17/22
 FT 7, vs. Arizona State 1/22/22
 FTA 7, vs. Arizona State 1/22/22
 Rebounds 10, at Oregon 2/10/22
 Assists 3, three times
 Blocks 1, five times
 Steals 3, at Washington State 1/13/22
 Minutes 29, at Colorado 11/28/21

ANGEL'S SEASON HIGHS

Points -
 FG -
 FGA -
 3FG -
 3FGA -
 FT -
 FTA -
 Rebounds -
 Assists -
 Blocks -
 Steals -
 Minutes -

2022-23 GAME-BY-GAME

Opponent Date GS Min FG-FGA Pct 3FG-FGA Pct FT-FTA Pct O/D/T Avg PF FO A/T B S P Avg

CAREER STATS

YEAR	GP	GS	MIN	AVG	FG	FGA	PCT	3-POINT			FT	FTA	PCT	REBOUNDING							PTS	AVG			
								FG	FGA	PCT				OFF	DEF	TOT	AVG	PF	FO	AST			TO	BLK	STL
2020-21	17	0	154	9.1	11	36	.306	5	20	.250	4	4	1.000	2	18	20	1.2	19	0	4	10	1	4	31	1.8
2021-22	32	0	636	19.9	86	183	.470	30	84	.357	45	56	.804	24	70	94	2.9	66	0	21	34	4	11	247	7.7
2022-23	0	0	0	0.0	0	0	.000	0	0	.000	0	0	.000	0	0	0	0.0	0	0	0	0	0	0	0	0.0
TOTAL	49	0	790	16.1	97	219	.443	35	104	.337	49	60	.817	26	88	114	2.3	85	0	25	44	5	15	278	5.7



#24 JAYLEN THOMPSON

Freshman | Forward | 6-8 | 195

Oakland, Calif. | Southern California Academy | Undeclared

Three things to know...

- 1: Consensus four-star recruit, rated as high as No. 67 by 247Sports
- 2: Elite athlete, switchable defender who can guard multiple positions
- 3: Selected Stanford over USC, Arizona, Arizona State, Harvard, Cal and Washington

Career Accolades: N/A

Trending: N/A

THOMPSON'S CAREER HIGHS

Points -
 FG -
 FGA -
 3FG -
 3FGA -
 FT -
 FTA -
 Rebounds -
 Assists -
 Blocks -
 Steals -
 Minutes -

THOMPSON'S SEASON HIGHS

Points -
 FG -
 FGA -
 3FG -
 3FGA -
 FT -
 FTA -
 Rebounds -
 Assists -
 Blocks -
 Steals -
 Minutes -

2022-23 GAME-BY-GAME

Opponent	Date	GS	Min	FG-FGA	Pct	3FG-FGA	Pct	FT-FTA	Pct	O/D/T	Avg	PF	FO	A/T	B	S	P	Avg
----------	------	----	-----	--------	-----	---------	-----	--------	-----	-------	-----	----	----	-----	---	---	---	-----

CAREER STATS

YEAR	GP	GS	MIN	AVG	FG	FGA	PCT	3-POINT			FT	FTA	PCT	REBOUNDING							PTS	AVG				
								FG	FGA	PCT				OFF	DEF	TOT	AVG	PF	FO	AST			TO	BLK	STL	
2022-23	0	0	0	0.0	0	0	.000	0	0	.000	0	0	.000	0	0	0	0.0	0	0	0	0	0	0	0	0	0.0
TOTAL	0	0	0	0.0	0	0	.000	0	0	.000	0	0	.000	0	0	0	0.0	0	0	0	0	0	0	0	0	0.0



#42 MAXIME RAYNAUD

Sophomore | Forward | 7-1 | 250

Paris, France | Lycee Henri IV | Undeclared

Three things to know...

1: Played for Espoirs Nanterre before Stanford, where he averaged 12.8 points and 8.7 rebounds per game. Can stretch his game to the 3-point line. Teammate of projected 2023 NBA top pick Victor Wembanyama.

2: Part of French national team system. Won a silver medal at the FIBA U16 European Championships in 2019 in Italy.

3: Attended the prestigious Lycee Henri IV in Paris, interested in astrophysics

Career Accolades: N/A

Trending: N/A

RAYNAUD'S CAREER HIGHS

Points.....16, at Santa Clara 11/12/21
 FG.....7, at Santa Clara 11/12/21
 FGA.....9, at Santa Clara 11/12/21
 3FG.....1, 11 times
 3FGA.....2, eight times
 FT.....2, three times
 FTA.....4, vs. San Jose State 11/15/21
 Rebounds.....10, at Santa Clara 11/12/21
 Assists.....4, at Santa Clara 11/12/21
 Blocks.....2, vs. Texas 12/19/21
 Steals.....2, vs. Valparaiso 11/17/21
 Minutes.....24, vs. Texas 12/19/21

RAYNAUD'S SEASON HIGHS

Points.....-
 FG.....-
 FGA.....-
 3FG.....-
 3FGA.....-
 FT.....-
 FTA.....-
 Rebounds.....-
 Assists.....-
 Blocks.....-
 Steals.....-
 Minutes.....-

2022-23 GAME-BY-GAME

Opponent Date GS Min FG-FGA Pct 3FG-FGA Pct FT-FTA Pct O/D/T Avg PF FO A/T B S P Avg

CAREER STATS

YEAR	GP	GS	MIN	AVG	FG	FGA	PCT	3-POINT			FT	FTA	PCT	REBOUNDING							PTS	AVG			
								FG	FGA	PCT				OFF	DEF	TOT	AVG	PF	FO	AST			TO	BLK	STL
2021-22	29	5	349	12.0	53	98	.541	11	26	.423	14	26	.538	35	76	111	3.8	41	1	22	32	6	5	131	4.5
2022-23	0	0	0	0.0	0	0	.000	0	0	.000	0	0	.000	0	0	0	0.0	0	0	0	0	0	0	0	0.0
TOTAL	29	5	349	12.0	53	98	.541	11	26	.423	14	26	.538	35	76	111	3.8	41	1	22	32	6	5	131	4.5



#55 HARRISON INGRAM

Sophomore | Forward | 6-7 | 230
 Dallas, Texas | St. Mark's | Undeclared

Three things to know...

- 1: Reigning Pac-12 Freshman of the Year, Stanford's first to win the honor since Casey Jacobsen in 2000
- 2: Consensus five-star recruit, rated No. 12 nationally by Rivals, No. 16 by 247Sports and No. 20 by ESPN. Ninth McDonald's All-American in program history
- 3: Won a gold medal at the FIBA U19 World Cup with the United States, where head coach Jerod Haase was an assistant coach

Career Accolades: 2022-23 Preseason All-Pac-12 first team ... 2022 Pac-12 Freshman of the Year ... 2022 All-Pac-12 honorable mention ... 2022 Pac-12 All-Freshman Team ... Preseason All-Pac-12 honorable mention ... Julius Erving Small Forward of the Year Top-10 Finalist ... Six-time Pac-12 Freshman of the Week (Nov. 15, Dec. 13, Dec. 20, Dec. 27, Jan. 31, Feb. 14) ... Stanford Athletic Board Conference Athlete of the Year (2022)

INGRAM'S CAREER HIGHS

Points..... 21, vs. USC 1/11/22
 FG..... 8, vs. San Jose State 11/15/21
 FGA..... 15, vs. Dartmouth 12/16/21
 3FG..... 3, three times
 3FGA..... 7, four times
 FT..... 6, three times
 FTA..... 10, vs. Arizona State 1/22/22
 Rebounds..... 11, vs. San Jose State 11/15/21
 Assists..... 9, at Oregon State 2/12/22
 Blocks..... 2, vs. UCLA 2/8/22
 Steals..... 3, twice
 Minutes..... 38, twice

INGRAM'S SEASON HIGHS

Points..... -
 FG..... -
 FGA..... -
 3FG..... -
 3FGA..... -
 FT..... -
 FTA..... -
 Rebounds..... -
 Assists..... -
 Blocks..... -
 Steals..... -
 Minutes..... -

Trending: Nation's only rising sophomore to have averaged at least 10 points, six rebounds and three assists per game last season.

2022-23 GAME-BY-GAME

Opponent Date GS Min FG-FGA Pct 3FG-FGA Pct FT-FTA Pct O/D/T Avg PF FO A/T B S P Avg

CAREER STATS

YEAR	GP	GS	MIN	AVG	FG	FGA	PCT	3-POINT			FT	FTA	PCT	REBOUNDING							PTS	AVG			
								FG	FGA	PCT				OFF	DEF	TOT	AVG	PF	FO	AST			TO	BLK	STL
2021-22	32	30	995	31.1	119	307	.388	36	115	.313	63	95	.663	58	156	214	6.7	54	0	97	72	8	30	337	10.5
2022-23	0	0	0	0.0	0	0	.000	0	0	.000	0	0	.000	0	0	0	0.0	0	0	0	0	0	0	0	0.0
TOTAL	32	30	995	31.1	119	307	.388	36	115	.313	63	95	.663	58	156	214	6.7	54	0	97	72	8	30	337	10.5



**2021-22 Stanford Men's Basketball
Team Game-by-Game
All games**

Opponent	Date	Score		Total		3-Pointers		Free throws		Rebounds				Other Stats						
				FG-FGA	PCT	3FG-3FGA	PCT	FT-FTA	PCT	OFF	DEF	TOT	AVG	PF	A	TO	BLK	STL	PTS	AVG
Tarleton St.	11/09/2021	62-50	W	20-47	.426	6-21	.286	16-22	.727	11	25	36	36.0	11	12	14	1	3	62	62.0
at Santa Clara	11/12/2021	72-88	L	28-71	.394	7-25	.280	9-10	.900	17	21	38	37.0	18	13	15	3	7	72	67.0
San Jose St.	11/15/2021	76-62	W	30-61	.492	4-14	.286	12-25	.480	17	25	42	38.7	20	15	9	2	6	76	70.0
Valparaiso	11/17/2021	74-60	W	25-54	.463	11-23	.478	13-18	.722	5	27	32	37.0	14	18	14	4	10	74	71.0
at Baylor	11/20/2021	48-86	L	18-45	.400	4-13	.308	8-16	.500	11	21	32	36.0	18	10	22	3	5	48	66.4
N.C. A&T	11/23/2021	79-65	W	28-64	.438	8-25	.320	15-25	.600	18	33	51	38.5	14	19	16	4	5	79	68.5
at Colorado	11/28/2021	76-80	L	26-52	.500	10-24	.417	14-15	.933	7	25	32	37.6	24	16	15	0	2	76	69.6
Oregon	12/12/2021	72-69	W	25-57	.439	8-24	.333	14-20	.700	14	22	36	37.4	20	13	17	3	8	72	69.9
Dartmouth	12/16/2021	89-78	Wot	35-68	.515	6-17	.353	13-25	.520	15	30	45	38.2	16	14	10	2	6	89	72.0
vs Texas	12/19/2021	53-60	L	20-48	.417	4-16	.250	9-13	.692	10	23	33	37.7	18	13	22	3	7	53	70.1
vs Wyoming	12/22/2021	66-63	W	24-62	.387	5-22	.227	13-20	.650	14	27	41	38.0	16	11	8	3	3	66	69.7
vs Liberty	12/23/2021	79-76	W	25-44	.568	12-20	.600	17-27	.630	6	32	38	38.0	25	14	23	3	3	79	70.5
Southern California	01/11/2022	75-69	W	25-57	.439	10-24	.417	15-21	.714	7	25	32	37.5	24	16	11	3	10	75	70.8
at Washington St.	01/13/2022	62-57	W	23-49	.469	6-19	.316	10-17	.588	7	27	34	37.3	17	13	19	3	10	62	70.2
at Washington	01/15/2022	64-67	L	22-49	.449	6-20	.300	14-23	.609	15	32	47	37.9	17	12	21	6	3	64	69.8
Arizona	01/20/2022	57-85	L	21-70	.300	7-23	.304	8-15	.533	21	21	42	38.2	23	10	17	2	8	57	69.0
Arizona St.	01/22/2022	79-76	W	19-50	.380	9-19	.474	32-41	.780	14	22	36	38.1	16	12	18	1	9	79	69.6
at Southern California	01/27/2022	64-61	W	23-54	.426	9-21	.429	9-11	.818	9	20	29	37.6	13	16	9	1	6	64	69.3
at UCLA	01/29/2022	43-66	L	13-48	.271	3-20	.150	14-20	.700	8	31	39	37.6	21	8	22	0	3	43	67.9
California	02/01/2022	57-50	W	21-50	.420	3-15	.200	12-17	.706	6	29	35	37.5	15	5	7	2	5	57	67.4
Washington St.	02/03/2022	60-66	L	23-59	.390	7-31	.226	7-10	.700	16	20	36	37.4	17	13	13	0	4	60	67.0
Washington	02/06/2022	87-69	W	33-65	.508	11-27	.407	10-16	.625	16	32	48	37.9	15	21	20	8	7	87	67.9
UCLA	02/08/2022	70-79	L	29-54	.537	7-20	.350	5-10	.500	9	18	27	37.4	10	8	11	2	3	70	68.0
at Oregon	02/10/2022	60-68	L	25-58	.431	6-25	.240	4-4	1.000	11	26	37	37.4	19	9	17	2	4	60	67.7
at Oregon St.	02/12/2022	76-65	W	29-49	.592	10-23	.435	8-12	.667	10	24	34	37.3	18	15	16	0	3	76	68.0
Utah	02/17/2022	56-60	L	21-58	.362	8-30	.267	6-9	.667	14	25	39	37.3	12	14	11	3	3	56	67.5
Colorado	02/19/2022	53-70	L	21-54	.389	5-20	.250	6-11	.545	10	20	30	37.1	19	7	15	2	7	53	67.0
at California	02/26/2022	39-53	L	12-51	.235	4-18	.222	11-14	.786	8	26	34	37.0	11	5	7	3	3	39	66.0
at Arizona	03/03/2022	69-81	L	29-61	.475	9-19	.474	2-9	.222	11	24	35	36.9	23	16	17	2	5	69	66.1
at Arizona St.	03/05/2022	56-65	L	19-51	.373	10-26	.385	8-15	.533	12	24	36	36.9	18	15	21	3	9	56	65.8
vs Arizona St.	03/09/2022	71-70	W	26-61	.426	7-24	.292	12-14	.857	11	32	43	37.1	14	18	10	4	6	71	65.9
vs Arizona	03/10/2022	80-84	L	32-59	.542	11-20	.550	5-8	.625	8	23	31	36.9	20	18	12	5	5	80	66.4
Total		2124		770-1780	.433	233-688	.339	351-533	.659	368	812	1180	36.9	556	419	479	83	178	2124	66.4
Opponents		2198		806-1791	.450	229-700	.327	357-519	.688	241	722	963	30.1	530	395	352	117	230	2198	68.7

Stanford Averages

Games Played	Points/game	FG Pct	3FG Pct	FT Pct	Rebounds/game	Assists/game	Turnovers/game	Assist/Turnover ratio	Steals/game	Blocks/game
32	66.4	43.3	33.9	65.9	36.9	13.1	15.0	0.9	5.6	2.6



**2021-22 Stanford Men's Basketball
Opponents Game-by-Game
All games**

Opponent	Date	Score		Total		3-Pointers		Free throws		Rebounds				Other Stats						
				FG-FGA	PCT	3FG-3FGA	PCT	FT-FTA	PCT	OFF	DEF	TOT	AVG	PF	A	TO	BLK	STL	PTS	AVG
Tarleton St.	11/09/2021	62-50	W	21-52	.404	7-25	.280	1-3	.333	7	18	25	25.0	20	8	14	1	6	50	50.0
at Santa Clara	11/12/2021	72-88	L	34-57	.596	12-25	.480	8-15	.533	5	26	31	28.0	12	27	12	5	6	88	69.0
San Jose St.	11/15/2021	76-62	W	21-46	.457	6-20	.300	14-25	.560	6	21	27	27.7	23	5	14	4	5	62	66.7
Valparaiso	11/17/2021	74-60	W	21-51	.412	8-27	.296	10-12	.833	2	23	25	27.0	16	6	19	3	9	60	65.0
at Baylor	11/20/2021	48-86	L	33-60	.550	10-26	.385	10-17	.588	10	21	31	27.8	16	20	9	3	16	86	69.2
N.C. A&T	11/23/2021	79-65	W	23-68	.338	10-34	.294	9-12	.750	10	21	31	28.3	21	10	11	2	12	65	68.5
at Colorado	11/28/2021	76-80	L	27-55	.491	7-19	.368	19-26	.731	9	19	28	28.3	14	12	6	3	8	80	70.1
Oregon	12/12/2021	72-69	W	23-56	.411	7-20	.350	16-23	.696	13	17	30	28.5	18	7	12	3	8	69	70.0
Dartmouth	12/16/2021	89-78	Wot	28-61	.459	10-22	.455	12-14	.857	4	27	31	28.8	21	11	12	4	6	78	70.9
vs Texas	12/19/2021	53-60	L	24-56	.429	4-16	.250	8-12	.667	9	20	29	28.8	17	10	13	2	8	60	69.8
vs Wyoming	12/22/2021	66-63	W	26-61	.426	4-23	.174	7-13	.538	10	25	35	29.4	16	11	7	2	3	63	69.2
vs Liberty	12/23/2021	79-76	W	23-56	.411	10-26	.385	20-28	.714	3	19	22	28.8	22	9	10	2	6	76	69.8
Southern California	01/11/2022	75-69	W	21-49	.429	6-21	.286	21-32	.656	4	29	33	29.1	19	12	11	8	5	69	69.7
at Washington St.	01/13/2022	62-57	W	23-57	.404	7-26	.269	4-10	.400	11	23	34	29.4	16	10	17	3	8	57	68.8
at Washington	01/15/2022	64-67	L	21-59	.356	10-28	.357	15-22	.682	11	15	26	29.2	19	11	8	4	8	67	68.7
Arizona	01/20/2022	57-85	L	31-56	.554	6-21	.286	17-21	.810	6	33	39	29.8	17	20	14	8	5	85	69.7
Arizona St.	01/22/2022	79-76	W	31-59	.525	7-25	.280	7-9	.778	7	23	30	29.8	28	9	16	6	9	76	70.1
at Southern California	01/27/2022	64-61	W	22-49	.449	9-21	.429	8-10	.800	7	20	27	29.7	14	17	14	4	5	61	69.6
at UCLA	01/29/2022	43-66	L	22-59	.373	4-29	.138	18-24	.750	8	28	36	30.0	18	15	9	5	11	66	69.4
California	02/01/2022	57-50	W	18-51	.353	3-14	.214	11-12	.917	4	24	28	29.9	16	5	9	0	2	50	68.4
Washington St.	02/03/2022	60-66	L	24-49	.490	10-23	.435	8-16	.500	5	21	26	29.7	18	12	11	4	7	66	68.3
Washington	02/06/2022	87-69	W	27-69	.391	6-22	.273	9-15	.600	13	17	30	29.7	14	9	11	5	10	69	68.3
UCLA	02/08/2022	70-79	L	34-62	.548	6-16	.375	5-5	1.000	10	17	27	29.6	11	12	6	1	4	79	68.8
at Oregon	02/10/2022	60-68	L	24-57	.421	7-22	.318	13-15	.867	8	22	30	29.6	9	11	10	4	7	68	68.8
at Oregon St.	02/12/2022	76-65	W	27-54	.500	5-14	.357	6-11	.545	5	14	19	29.2	17	18	7	0	10	65	68.6
Utah	02/17/2022	56-60	L	22-55	.400	6-16	.375	10-15	.667	10	26	36	29.5	12	6	8	4	3	60	68.3
Colorado	02/19/2022	53-70	L	24-46	.522	6-13	.462	16-23	.696	6	25	31	29.5	14	10	13	4	8	70	68.3
at California	02/26/2022	39-53	L	22-51	.431	5-21	.238	4-8	.500	6	34	40	29.9	16	12	6	7	4	53	67.8
at Arizona	03/03/2022	69-81	L	27-53	.509	5-16	.313	22-27	.815	4	24	28	29.8	14	19	10	5	10	81	68.2
at Arizona St.	03/05/2022	56-65	L	25-51	.490	2-17	.118	13-18	.722	5	23	28	29.8	14	16	14	2	8	65	68.1
vs Arizona St.	03/09/2022	71-70	W	26-61	.426	15-28	.536	3-7	.429	7	26	33	29.9	14	14	9	7	5	70	68.2
vs Arizona	03/10/2022	80-84	L	31-65	.477	9-24	.375	13-19	.684	16	21	37	30.1	14	21	10	2	8	84	68.7
Total		2198		806-1791	.450	229-700	.327	357-519	.688	241	722	963	30.1	530	395	352	117	230	2198	68.7
Stanford		2124		770-1780	.433	233-688	.339	351-533	.659	368	812	1180	36.9	556	419	479	83	178	2124	66.4

Opponents Averages

Games Played	Points/game	FG Pct	3FG Pct	FT Pct	Rebounds/game	Assists/game	Turnovers/game	Assist/Turnover ratio	Steals/game	Blocks/game
32	68.7	45.0	32.7	68.8	30.1	12.3	11.0	1.1	7.2	3.7



2021-22 Stanford Men's Basketball Combined Team Statistics All games

Page 1/1
as of Jul 21, 2022

Game Records

Record	Overall	Home	Away	Neutral
ALL GAMES	16-16	10-5	3-9	3-2
CONFERENCE	8-12	5-5	3-7	0-0
NON-CONFERENCE	8-4	5-0	0-2	3-2

Score by Periods

Team	1st	2nd	OT	TOT
Stanford	975	1134	15	2124
Opponents	1075	1119	4	2198

Team Box Score

No.	Player	Total			3-Point		F-Throw		Rebounds				Other				PTS	AVG				
		GP-GS	MIN	AVG	FG-FGA	FG%	3FG-3FGA	3FG%	FT-FTA	FT%	OFF	DEF	TOT	AVG	PF	DQ			A	TO	BLK	STL
14	JONES, Spencer	31-31	827:28	26.7	136-287	.474	62-165	.376	39-52	.750	52	86	138	4.5	80	1	35	45	18	27	373	12.0
55	INGRAM, Harrison	32-30	995:21	31.1	119-307	.388	36-115	.313	63-95	.663	58	156	214	6.7	54	0	97	72	8	30	337	10.5
11	DELAIRE, Jaiden	32-26	755:23	23.6	108-254	.425	21-65	.323	86-130	.662	42	85	127	4.0	57	1	35	69	12	20	323	10.1
23	ANGEL, Brandon	32-0	634:17	19.8	86-183	.470	30-84	.357	45-56	.804	24	70	94	2.9	66	0	21	34	4	11	247	7.7
5	O'CONNELL, Michael	31-30	825:48	26.6	86-229	.376	24-83	.289	23-40	.575	9	75	84	2.7	52	0	111	63	1	32	219	7.1
22	KEEFE, James	30-24	614:29	20.5	63-105	.600	0-1	.000	34-56	.607	57	86	143	4.8	50	1	20	21	11	11	160	5.3
42	RAYNAUD, Maxime	29-5	347:43	12.0	53-98	.541	11-26	.423	14-26	.538	35	76	111	3.8	41	1	22	32	6	5	131	4.5
20	TAITZ, Noah	14-0	198:09	14.2	22-58	.379	16-37	.432	3-6	.500	2	20	22	1.6	14	0	10	11	0	5	63	4.5
1	SILVA, Isa	32-1	443:36	13.9	40-101	.396	19-38	.500	12-19	.632	7	28	35	1.1	49	0	38	52	3	20	111	3.5
32	KISUNAS, Lukas	29-3	253:56	8.8	26-41	.634	0-0	.000	18-34	.529	26	45	71	2.4	41	0	8	23	7	2	70	2.4
10	MURRELL, Max	32-5	319:04	10.0	26-86	.302	13-56	.232	12-17	.706	8	26	34	1.1	25	0	13	17	13	6	77	2.4
0	BEGOVIICH, Neal	4-0	10:41	2.7	1-2	.500	0-1	.000	0-0	.000	0	1	1	0.3	2	0	0	0	0	0	2	0.5
24	BESKIND, Sam	29-4	177:24	6.1	4-19	.211	1-9	.111	2-2	1.000	3	14	17	0.6	24	0	8	11	0	8	11	0.4
21	BEGOVIICH, Daniel	5-1	09:31	1.9	0-3	.000	0-3	.000	0-0	.000	0	1	1	0.2	0	0	0	1	0	1	0	0.0
3	MOSS, Jarvis	5-0	12:12	2.4	0-7	.000	0-5	.000	0-0	.000	0	1	1	0.2	1	0	1	1	0	0	0	0.0
Team											45	42	87				27					
Total		32	6425		770-1780	.433	233-688	.339	351-533	.659	368	812	1180	36.9	556	4	419	479	83	178	2124	66.4
Opponents		32	6425		806-1791	.450	229-700	.327	357-519	.688	241	722	963	30.1	530	6	395	352	117	230	2198	68.7

Team Statistics

	STAN	OPP
Scoring	2124	2198
Points per game	66.4	68.7
Scoring margin	-2.3	-
Field goals-att	770-1780	806-1791
Field goal pct	.433	.450
3 point fg-att	233-688	229-700
3-point FG pct	.339	.327
3-pt FG made per game	7.3	7.2
Free throws-att	351-533	357-519
Free throw pct	.659	.688
F-Throws made per game	11.0	11.2
Rebounds	1180	963
Rebounds per game	36.9	30.1
Rebounding margin	+6.8	-
Assists	419	395
Assists per game	13.1	12.3
Turnovers	479	352
Turnovers per game	15.0	11.0
Turnover margin	-4.0	-
Assist/turnover ratio	0.9	1.1
Steals	178	230
Steals per game	5.6	7.2
Blocks	83	117
Blocks per game	2.6	3.7
Winning streak	0	-
Home win streak	0	-
Attendance	35393	79771
Home games-Avg/Game	15-2360	12-6648
Neutral site-Avg/Game	-	5-5648

Team Results

Date	Opponent	Score	Att.
11/09/2021	Tarleton St.	W 62-50	3080
11/12/2021	at Santa Clara	L 72-88	2181
11/15/2021	San Jose St.	W 76-62	2492
11/17/2021	Valparaiso	W 74-60	2722
11/20/2021	at Baylor	L 48-86	7048
11/23/2021	N.C. A&T	W 79-65	2379
11/28/2021	at Colorado	L 76-80	6221
12/12/2021	Oregon	W 72-69	4181
12/16/2021	Dartmouth	Wot 89-78	2352
12/19/2021	vs Texas	L 53-60	1600
12/22/2021	vs Wyoming	W 66-63	4041
12/23/2021	vs Liberty	W 79-76	3951
01/11/2022	Southern California	W 75-69	100
01/13/2022	at Washington St.	W 62-57	2612
01/15/2022	at Washington	L 64-67	6627
01/20/2022	Arizona	L 57-85	100
01/22/2022	Arizona St.	W 79-76	100
01/27/2022	at Southern California	W 64-61	4148
01/29/2022	at UCLA	L 43-66	10283
02/01/2022	California	W 57-50	3072
02/03/2022	Washington St.	L 60-66	2172
02/06/2022	Washington	W 87-69	2655
02/08/2022	UCLA	L 70-79	4288
02/10/2022	at Oregon	L 60-68	6952
02/12/2022	at Oregon St.	W 76-65	3684
02/17/2022	Utah	L 56-60	2437
02/19/2022	Colorado	L 53-70	3263
02/26/2022	at California	L 39-53	8773
03/03/2022	at Arizona	L 69-81	14382
03/05/2022	at Arizona St.	L 56-65	6860
03/09/2022	vs Arizona St.	W 71-70	7565
03/10/2022	vs Arizona	L 80-84	11081





2021-22 Stanford Men's Basketball Combined Team Statistics In Conference games

Game Records

Record	Overall	Home	Away	Neutral
ALL GAMES	8-12	5-5	3-7	0-0
CONFERENCE	8-12	5-5	3-7	0-0
NON-CONFERENCE	0-0	0-0	0-0	0-0

Score by Periods

Team	1st	2nd	OT	TOT
Stanford	593	682	0	1275
Opponents	668	688	0	1356

Team Box Score

No.	Player	Total			3-Point		F-Throw		Rebounds				Other				PTS	AVG				
		GP-GS	MIN	AVG	FG-FGA	FG%	3FG-3FGA	3FG%	FT-FTA	FT%	OFF	DEF	TOT	AVG	PF	DQ			A	TO	BLK	STL
14	JONES, Spencer	20-20	541:40	27.1	84-183	.459	42-110	.382	26-35	.743	37	43	80	4.0	54	1	22	30	11	17	236	11.8
11	DELAIRE, Jaiden	20-20	483:18	24.2	66-161	.410	15-43	.349	48-70	.686	22	51	73	3.7	41	1	23	44	5	15	195	9.8
55	INGRAM, Harrison	20-19	634:45	31.7	68-191	.356	26-83	.313	31-52	.596	32	93	125	6.3	36	0	63	49	4	17	193	9.7
23	ANGEL, Brandon	20-0	409:34	20.5	52-120	.433	19-62	.306	29-33	.879	15	43	58	2.9	40	0	10	26	2	11	152	7.6
5	O'CONNELL, Michael	19-18	511:38	26.9	56-143	.392	15-52	.288	15-23	.652	2	51	53	2.8	35	0	60	42	0	19	142	7.5
22	KEEFE, James	20-18	437:31	21.9	41-70	.586	0-0	.000	28-42	.667	42	61	103	5.2	30	0	13	17	6	11	110	5.5
42	RAYNAUD, Maxime	17-1	177:24	10.4	29-55	.527	7-16	.438	9-16	.563	19	42	61	3.6	29	0	11	12	1	1	74	4.4
20	TAITZ, Noah	5-0	72:44	14.5	6-19	.316	5-12	.417	1-2	.500	1	7	8	1.6	7	0	4	3	0	1	18	3.6
1	SILVA, Isa	20-1	267:60	13.4	25-64	.391	13-26	.500	5-8	.625	4	16	20	1.0	28	0	17	35	3	13	68	3.4
32	KISUNAS, Lukas	17-1	140:02	8.2	15-21	.714	0-0	.000	10-18	.556	18	27	45	2.6	23	0	6	13	5	1	40	2.4
10	MURRELL, Max	20-0	212:03	10.6	13-49	.265	5-31	.161	7-11	.636	5	22	27	1.4	16	0	8	6	9	2	38	1.9
0	BEGOVICH, Neal	2-0	05:36	2.8	1-2	.500	0-1	.000	0-0	.000	0	1	1	0.5	0	0	0	0	0	0	2	1.0
24	BESKIND, Sam	17-1	92:38	5.4	3-10	.300	1-6	.167	0-0	.000	0	8	8	0.5	13	0	7	6	0	3	7	0.4
3	MOSS, Jarvis	3-0	07:07	2.4	0-5	.000	0-3	.000	0-0	.000	0	1	1	0.3	0	0	0	0	0	0	0	0.0
21	BEGOVICH, Daniel	3-1	06:01	2.0	0-3	.000	0-3	.000	0-0	.000	0	0	0	0.0	0	0	0	0	0	1	0	0.0
Team											28	27	55				21					
Total		20	4000		459-1096	.419	148-448	.330	209-310	.674	225	493	718	35.9	352	2	244	304	46	112	1275	63.8
Opponents		20	4000		495-1097	.451	124-404	.307	242-342	.708	152	454	606	30.3	318	3	243	212	80	140	1356	67.8

Team Statistics

	STAN	OPP
Scoring	1275	1356
Points per game	63.8	67.8
Scoring margin	-4.1	-
Field goals-att	459-1096	495-1097
Field goal pct	.419	.451
3 point fg-att	148-448	124-404
3-point FG pct	.330	.307
3-pt FG made per game	7.4	6.2
Free throws-att	209-310	242-342
Free throw pct	.674	.708
F-Throws made per game	10.5	12.1
Rebounds	718	606
Rebounds per game	35.9	30.3
Rebounding margin	+5.6	-
Assists	244	243
Assists per game	12.2	12.2
Turnovers	304	212
Turnovers per game	15.2	10.6
Turnover margin	-4.6	-
Assist/turnover ratio	0.8	1.1
Steals	112	140
Steals per game	5.6	7.0
Blocks	46	80
Blocks per game	2.3	4.0
Winning streak	0	-
Home win streak	0	-
Attendance	22368	70542
Home games-Avg/Game	10-2237	10-7054
Neutral site-Avg/Game	-	0-0

Team Results


Date	Opponent	Score	Att.
11/28/2021	at Colorado	L 76-80	6221
12/12/2021	Oregon	W 72-69	4181
01/11/2022	Southern California	W 75-69	100
01/13/2022	at Washington St.	W 62-57	2612
01/15/2022	at Washington	L 64-67	6627
01/20/2022	Arizona	L 57-85	100
01/22/2022	Arizona St.	W 79-76	100
01/27/2022	at Southern California	W 64-61	4148
01/29/2022	at UCLA	L 43-66	10283
02/01/2022	California	W 57-50	3072
02/03/2022	Washington St.	L 60-66	2172
02/06/2022	Washington	W 87-69	2655
02/08/2022	UCLA	L 70-79	4288
02/10/2022	at Oregon	L 60-68	6952
02/12/2022	at Oregon St.	W 76-65	3684
02/17/2022	Utah	L 56-60	2437
02/19/2022	Colorado	L 53-70	3263
02/26/2022	at California	L 39-53	8773
03/03/2022	at Arizona	L 69-81	14382
03/05/2022	at Arizona St.	L 56-65	6860





1 **Isa Silva**

G • 6-4 • 190 • So.
Sacramento, Calif.
Jesuit



3 **Jarvis Moss**

G • 6-4 • 200 • So.
Concord, N.C.
Cannon School



5 **Michael O'Connell**

G • 6-2 • 195 • Jr.
Mineola, N.Y.
Blair Academy (N.J.)



10 **Max Murrell**

F • 6-9 • 225 • Jr.
Omaha, Neb.
Millard North



11 **Ryan Agarwal**

G • 6-6 • 190 • Fr.
Coppell, Texas
Coppell



13 **Michael Jones**

G • 6-5 • 205 • Gr.
Woodbury, Minn.
Davidson



14 **Spencer Jones**

F • 6-7 • 225 • Sr.
Roeland Park, Kan.
Bishop Miege



15 **Benny Gealer**

G • 6-1 • 160 • Fr.
San Pedro, Calif.
Rolling Hills Prep



21 **Neal Begovich**

F • 6-9 • 230 • R-Jr.
San Francisco, Calif.
St. Ignatius College Prep



22 **James Keefe**

F • 6-9 • 240 • Sr.
Los Angeles, Calif.
Loyola



23 **Brandon Angel**

F • 6-8 • 240 • Jr.
San Diego, Calif.
Torrey Pines




24 **Jaylen Thompson**

F • 6-8 • 195 • Fr.
Oakland, Calif.
Southern CA Academy



42 **Maxime Raynaud**

F • 7-1 • 250 • So.
Paris, France
Lycee Henri IV



55 **Harrison Ingram**

F • 6-7 • 230 • So.
Dallas, Texas
St. Mark's



Jerod Haase

Anne and Tony
Joseph Director of
Men's Basketball



Jesse Pruitt

James C. Gaither
Assistant Men's
Basketball Coach




Rob Ehsan

Oscar da Silva
Assistant Men's
Basketball Coach



Brandon Dunson

Assistant Coach



David Berkun

Assistant Athletics
Director, Men's
Basketball



Nate Britt II

Director of Player
Development



Michael Chatman

Sports Performance
Coach



Jack Frost

Assistant to the Head
Coach



Dominic Vincentini

Associate Athletic
Trainer



Michael Reutt

Assitant Director,
Basketball Operations