



SARAH
HASSMAN

TEAGAN
GERHART


JENNA
RICH

STANFORD SOFTBALL



2013 RECORD BOOK





CASSANDRA
ROULUND

LEAH
WHITE

HANNA
WINTER

2013 STANFORD SOFTBALL

Kajikawa Classic

Feb. 7	Bradley	Tempe, AZ	3 p.m.
Feb. 8	Oklahoma	Tempe, AZ	8 a.m.
Feb. 8	Portland State	Tempe, AZ	1:30 p.m.
Feb. 9	Cal Poly	Tempe, AZ	10:30 a.m.
Feb. 9	Indiana	Tempe, AZ	4 p.m.
Feb. 10	Kentucky	Tempe, AZ	10 a.m.
Feb. 13	Santa Clara	Stanford, CA	5 p.m.

Stanford Nike Invitational

Feb. 15	CS Northridge	Stanford, CA	2:15 p.m.
Feb. 15	CSU Bakersfield	Stanford, CA	4:30 p.m.
Feb. 16	CS Northridge	Stanford, CA	11:45 a.m.
Feb. 16	CSU Bakersfield	Stanford, CA	4:15 p.m.
Feb. 17	UC Davis	Stanford, CA	2:30 p.m.

Mary Nutter Collegiate Classic

Feb. 22	Georgia	Cathedral City, CA	1 p.m.
Feb. 22	Oklahoma State	Cathedral City, CA	8:30 p.m.
Feb. 23	Virginia	Cathedral City, CA	7:30 p.m.
Feb. 24	Florida State	Cathedral City, CA	11:30 a.m.
Feb. 24	Syracuse	Cathedral City, CA	2 p.m.

Easton Invitational

Mar. 1	Iowa	Fullerton, CA	11:15 a.m.
Mar. 1	Wisconsin	Fullerton, CA	1:30 p.m.
Mar. 2	CS Fullerton	Fullerton, CA	11:15 a.m.
Mar. 2	Northwestern	Fullerton, CA	3:45 p.m.
Mar. 3	Indiana	Fullerton, CA	9 a.m.
Mar. 6	UC Davis	Davis, CA	2 p.m.

Stanford Louisville Slugger Classic

Mar. 8	Minnesota	Stanford, CA	12:15 p.m.
Mar. 8	Florida Gulf Coast	Stanford, CA	4:45 p.m.
Mar. 9	Minnesota	Stanford, CA	2:30 p.m.
Mar. 9	Florida Gulf Coast	Stanford, CA	4:45 p.m.
Mar. 10	Pacific	Stanford, CA	12:15 p.m.
Mar. 23	Oregon*	Eugene, OR	2 p.m.
Mar. 24	Oregon*	Eugene, OR	3 p.m.#
Mar. 25	Oregon*	Eugene, OR	12 p.m.
Mar. 28	UCLA*	Stanford, CA	7 p.m.#
Mar. 29	UCLA*	Stanford, CA	7 p.m.
Mar. 30	UCLA*	Stanford, CA	12 p.m.
Apr. 2	Oregon State*(DH)	Corvallis, OR	12 p.m.
Apr. 3	Oregon State*	Corvallis, OR	12 p.m.
Apr. 6	Arizona State*(DH)	Stanford, CA	2 p.m.#
Apr. 7	Arizona State*	Stanford, CA	12 p.m.

Apr. 10	San Jose State	Stanford, CA	6 p.m.
Apr. 17	Saint Mary's	Stanford, CA	6 p.m.
Apr. 19	Washington*	Seattle, WA	5 p.m.
Apr. 20	Washington*	Seattle, WA	2 p.m.
Apr. 21	Washington*	Seattle, WA	12 p.m.
Apr. 24	Pacific	Stockton, CA	6 p.m.
Apr. 26	Utah*	Stanford, CA	5 p.m.#
Apr. 27	Utah*	Stanford, CA	1 p.m.
Apr. 28	Utah*	Stanford, CA	12 p.m.
May 3	California*	Berkeley, CA	3 p.m.
May 4	California*	Berkeley, CA	1 p.m.
May 5	California*	Berkeley, CA	3 p.m.#
May 7	Santa Clara	Santa Clara, CA	6 p.m.
May 9	Arizona*	Stanford, CA	7 p.m.#
May 10	Arizona*	Stanford, CA	7 p.m.
May 11	Arizona*	Stanford, CA	12 p.m.
May 16-19	NCAA Regionals	TBA	TBA
May 23-26	Super Regionals	TBA	TBA
May 30-June 5	Women's College World Series (Oklahoma City, OK)		

*Denotes Pac-12 Conference Game; #Pac-12 Networks Broadcast; All Times Pacific

2013 STANFORD SOFTBALL

2013 STANFORD SOFTBALL QUICK FACTS

Cardinal at a Glance

Location: Stanford, Calif.
Enrollment: 15,319 (6,868 undergraduates)
Nickname: Cardinal
Colors: Cardinal and White
Home Field (Capacity): Smith Family Stadium (820)
Conference: Pac-12
President: John Hennessy
Athletic Director: Bernard Muir
Sport Administrator: Kevin Blue
Website: www.GoStanford.com

Coaches/Support Staff

Head Coach: John Rittman (New Mexico State '86)
Record at Stanford (Years): 681-313-3 (16 years)
Career Record (Years): Same
Associate Head Coach: Claire Sua-Amundson (UCLA '05)
Assistant Coach: Danielle Henderson (UMass '99)
Softball Office Phone: (650) 725-2631

Team Information

2012 Record: 40-19
2012 Conference Record (Finish): 11-13 (6th)
2012 NCAA Record/Finish: 2-2, NCAA Regional
Final Ranking: 20/21
Starters Returning/Lost: 7/3
Letterwinners Returning/Lost: 13/7
Pitchers Returning/Lost: 2/0
Newcomers: 4

Athletics Communications and Media Relations

Softball Contact: Regina Verlengiere
Softball Contact Phone (Office): (650) 723-0996
Softball Contact Phone (Cell): (805) 478-4198
Softball Contact Email: rverleng@stanford.edu
Media Relations Fax: (650) 725-2957
Mailing Address:
Stanford Athletics Media Relations
641 E. Campus Drive
Stanford, CA 94305

Media Information

Interview requests for players and coaches must be coordinated with the Stanford Athletic Media Relations office. Interview requests should be submitted at least 24 hours in advance. Visit www.gostanford.com for news releases, player profiles and updated statistics.

Credits

The 2013 Stanford softball record book was written and edited by Regina Verlengiere. Design, layout and production by Maggie Oren. Photography by David Gonzales, Kyle Terada, Rick Bale, John Todd and USA Softball.

Table of Contents

Schedule.....	Inside Cover
Table of Contents & Quick Facts.....	1
2013 Roster	2
Series Record vs. Opponents.....	3
2012 Season in Review.....	4
2012 Statistics	5
2012 Results	6
2012 Polls & Awards.....	7
Year-by-Year Results.....	8-12
All-Time Roster.....	13
Records	14-18
NCAA Tournament Results	19
NFCA Polls	20
Tradition of Excellence.....	21
Awards & Honors.....	22-23
All-Americans	24-25
USA Softball	26
Smith Family Stadium.....	27
Radio/TV Roster.....	Back Cover



2013 STANFORD SOFTBALL



2013 STANFORD SOFTBALL ROSTER

No.	Name	Pos.	B/T	Yr.	Ht.	Hometown, (High School)
2	Jenna Rich	INF/P	R/R	SR	5-9	El Segundo, CA (El Segundo)
3	Kayla Bonstrom	UTL	L/R	FR	5-7	Tucson, AZ (Canyon Del Oro)
4	Sarah Hassman	OF	S/R	RS SR	5-6	Cupertino, CA (Monta Vista)
5	Leah White	OF	L/R	SO	5-5	Phoenix, AZ (Horizon)
6	Cassandra Roulund	OF	L/L	SO	5-9	Trabuco Canyon, CA (Tesoro)
7	Hanna Winter	INF	L/R	SO	5-6	Camarillo, CA (La Reina)
9	Tegan Schmidt	INF	L/R	SR	5-4	Rocklin, CA (Whitney)
11	Lauren Donovan	INF	L/L	SO	5-10	Salem, OR (South Salem)
12	Alyssa Lombardo	OF	L/R	SO	5-7	Bethlehem, PA (Saucon)
14	Corey Hanewich	OF	L/R	JR	5-7	Bradenton, FL (Lakewood Ranch)
15	Teagan Gerhart	P/UTL	R/R	SR	5-8	Norco, CA (Norco)
17	Erin Ashby	INF	R/R	SO	5-8	La Crescenta, CA (Crescenta Valley)
18	Kelsey Stevens	P	R/R	FR	5-10	Albuquerque, NM (Volcano Vista)
21	Danielle Miller	DP/C	L/R	JR	5-9	Indianapolis, IN (Triton Central)
22	Jessica Plaza	C	R/R	FR	5-9	Huntington Beach, CA (Edison)
23	Kaitlin Schaberg	INF	R/R	FR	5-6	Lee's Summit, MO (Blue Springs South)
24	Tylyn Wells	OF	L/R	SO	5-5	Concord, CA (Coronadelet)
29	Nyree White	P/INF	R/R	SO	5-8	Eugene, OR (Marist)

Head Coach: John Rittman (17th season, New Mexico State '86)

Associate Head Coach: Claire Sua-Amundson (Third Season, UCLA '05)

Assistant Coach: Danielle Henderson (First Season, UMass '99)

Volunteer Assistant Coach: Leticia Olivarez (Second Season, Wisconsin '10)

Pronunciation Guide

Teagan Gerhart – TEE-gan GARE-heart

Corey Hanewich – HAN-uh-which

Cassandra Roulund – ROLL-und

Kaitlin Schaberg – SHAW-berg

Tegan Schmidt – TEE-gan

Claire Sua-Amundson – sua-a-MON-sun

Tylyn Wells – Tie-LYNN

2013 STANFORD SOFTBALL

SERIES RECORD VS. OPPONENTS

School	Win	Loss	%	School	Win	Loss	%
Alabama	3	5	0.375	Illinois	4	0	1.000
Arizona	9	55	0.146 (1 Tie)	Illinois-Chicago	7	1	0.875
Arizona State	24	35	0.407	Illinois State	2	0	1.000
Arkansas	2	0	1.000	Indiana	3	0	1.000
Auburn	2	0	1.000	Iowa	1	0	1.000
Baylor	3	1	0.750	Iowa State	1	0	1.000
Birmingham-South	1	0	1.000	Jacksonville	1	0	1.000
Boston College	2	0	1.000	James Madison	1	0	1.000
Boston University	1	1	0.500	Kansas	4	0	1.000
Bowling Green	1	1	0.500	Kentucky	4	0	1.000
Bradley	2	0	1.000	Lehigh	1	0	1.000
BYU	6	2	0.750	Long Beach State	12	4	0.735 (1 Tie)
California	24	37	0.393	Long Island	2	0	1.000
Cal Poly	11	3	0.786	Louisiana-Lafayette	1	2	0.333
CS Bakersfield	2	0	1.000	Louisville	1	0	1.000
CS Fullerton	15	4	0.789	Loyola-Chicago	1	0	1.000
CS Northridge	9	3	0.750	Loyola Marymount	6	4	0.600
Campbell	2	0	1.000	LSU	3	2	0.600
Central Michigan	2	1	0.667	Marist	1	0	1.000
Coastal Carolina	4	0	1.000	Maryland	1	0	1.000
Coll. of Charleston	2	0	1.000	Massachusetts	5	2	0.714
Coll. of Notre Dame	2	0	1.000	McNeese St.	2	0	1.000
Colorado State	2	0	1.000	Memphis	0	1	.000
DePaul	1	0	1.000	Menlo College	2	0	1.000
Drake	2	0	1.000	Miami (Ohio)	1	0	1.000
East Carolina	2	0	1.000	Michigan	3	3	0.500
Eastern Kentucky	1	0	1.000	Michigan State	1	1	0.500
Eastern Michigan	2	0	1.000	Midd. Tennessee St.	1	0	1.000
Florida	1	1	0.500	Minnesota	2	0	1.000
Florida A&M	1	0	1.000	Mississippi State	2	1	0.667
Florida Atlantic	3	0	1.000	Missouri	8	0	1.000
Florida International	2	0	1.000	Murray State	1	0	1.000
Florida State	1	0	1.000	Nebraska	5	4	0.556
Fordham	1	0	1.000	NE Louisiana	1	1	0.500
Fresno State	13	7	0.650	Nevada	5	1	0.833
Georgia	2	1	0.667	New Mexico	2	0	1.000
Georgia Tech	1	1	0.500	New Mexico State	2	1	0.667
Georgia Southern	1	0	1.000	North Carolina	1	1	0.500
Harvard	2	0	1.000	North Dakota State	2	0	1.000
Hawai'i	6	4	0.600	North Texas	1	0	1.000
Hofstra	5	1	0.833	Northwestern	5	6	0.833
				Northwestern State	1	0	1.000
				Notre Dame	3	0	1.000
				Ohio	2	0	1.000
				Ohio State	1	0	1.000
				Oklahoma	3	1	0.750
				Oklahoma State	5	4	0.556
				Ole Miss	2	0	1.000
				Oregon	33	24	0.579
				Oregon State	44	16	0.733
				Pacific	23	10	0.697
				Penn State	6	0	1.000
				Point Loma	0	2	.000
				Portland State	10	1	0.909
				Princeton	5	1	0.833
				Providence	1	0	1.000
				Purdue	3	0	1.000
				Robert Morris	1	0	1.000
				Sacramento State	24	6	0.800
				Saint Mary's	29	6	0.829
				San Diego	1	2	0.333
				San Diego State	11	4	0.733
				San Francisco State	7	0	1.000
				San Jose State	22	11	0.667
				Santa Clara	42	4	0.913
				Seton Hall	2	0	1.000
				Sonoma State	0	4	.000
				South Carolina	1	0	0.750 (1 Tie)



Tegan Schmidt

Southern Illinois	1	1	0.500
Southern Mississippi	2	0	1.000
Southern Utah	1	0	1.000
South Florida	3	1	0.750
St. John's	1	0	1.000
SW Missouri State	1	1	0.500
SW Texas State	1	0	1.000
Syracuse	2	0	1.000
Tennessee	5	2	0.714
Tenn. - Chattanooga	1	1	0.500
Tennessee Tech	1	0	1.000
Texas	0	4	.000
Texas A&M	0	4	.000
Texas A&M - CC	4	0	1.000
Texas State	1	0	1.000
Texas Tech	13	1	0.929
Toledo	2	0	1.000
Tulsa	2	0	1.000
UAB	1	0	1.000
UC Davis	15	4	0.789
UCLA	17	46	0.270
UC Riverside	4	0	1.000
UC Santa Barbara	14	2	0.875
UNLV	6	0	1.000
Utah	8	2	0.800
Utah State	8	0	1.000
Vermont	2	0	1.000
Virginia	1	0	1.000
Wagner	1	0	1.000
Washington	26	35	0.426
Western Kentucky	1	0	1.000
Western Michigan	3	1	0.750
Wichita State	3	0	1.000
Willamette	0	2	0.000
Winthrop	1	0	1.000
Wisconsin	4	0	1.000
Overall Record	725	401-3	(.643)



Corey Hanewich



2013 STANFORD SOFTBALL

2012 SEASON IN REVIEW

RECAP: Stanford finished the 2012 season with a 40-19 overall record, marking the 13th 40-win season for head coach John Rittman. In its 16th consecutive winning season, the Cardinal was 29-6 overall outside of the Pac-12 and 11-13 in the conference. Stanford was 19-6 at Boyd and Jill Smith Family Stadium and 16-1 at a neutral site. The 2012 Stanford squad set multiple team and individual records and finished the year ranked No. 20/21.

PAC-12 WRAP-UP: With an 11-13 record, Stanford finished in sixth place in the notoriously tough Pac-12 Conference. California, the overall No. 1 seed in the NCAA Tournament, claimed the conference crown with a 21-3 record. Arizona State (18-4) finished second, while Oregon came in third with a 13-9 mark. Stanford was just one game out of fourth place, where Arizona and UCLA tied with identical 12-12 records. Eight Pac-12 teams were awarded bids to the 2012 postseason with six of the eight receiving one of the top 16 seeds.

POSTSEASON CHATTER: The Cardinal participated in the NCAA Tournament for the 15th consecutive year, dating back to 1998 when the team made its first postseason appearance in Rittman's second season. Stanford has won seven regional titles and made appearances in the Women's College World Series in 2001 and 2004. Stanford has reached the super regional series five of the last nine years.

ALL-AMERICAN: Junior Jenna Rich became the 15th player in Stanford history to earn NFCA/Louisville Slugger All-America honors. A third team selection, Rich brings the Cardinal's total All-America award count to 30. Stanford has had at least one All-American selection in each of the past 15 seasons.

ALL-WEST REGION: Four Cardinal players were selected to the NFCA All-West Region. Rich was a first team honoree for the second consecutive year, while Teagan Gerhart, Leah White and Hanna Winter were second team picks.

ALL-CONFERENCE: Seven Stanford players earned Pac-12 All-Conference honors in 2012. Hansen, Rich and Winter were first team picks, while White earned second team honors. Seniors Jenna Becerra and Maya Burns, and Gerhart picked up honorable mention accolades. Hansen was the only player in the conference to earn her fourth career first team honors.

ALL-FRESHMAN TEAM: Half of the Cardinal's eight freshmen earned All-Freshman team honors from the Pac-12. White and Winter were members of the 14-player team, while Cassandra Roulund and Nyree White were honorable mention honorees.

ALL-ACADEMIC: Stanford had eight players earn All-Academic honors from the Pac-12 this season. Becerra led the way with her second straight first team selection. Burns and Sarah Hassman were second team picks, while Hansen, Rich, redshirt sophomore Tegan Schmidt, sophomore Corey Hanewich and sophomore Danielle Miller earned honorable mention.

ANOTHER FIRST: In 2011, Ashley Hansen became the first player in Stanford history to earn USA Softball's top honor - Collegiate Player of the Year. In 2012, Hansen secured another first in Cardinal history, becoming the first player to be named Pac-12 Newcomer (2009), Player (2011) and Defensive Player of the Year (2012). The Chandler, Ariz., native was the third Stanford player to earn the defensive honor, joining Lauren Lappin (2005 & 2006) and Rosey Neill (2008, 2009 & 2010).

OFFENSIVE FIREPOWER: The 2012 Stanford team was one of the best, if not the best, offensive teams in school history. The Cardinal set single season records for batting average (.318), hits (502), triples (20), RBI (298) and runs scored (337). The squad also ranked in the top-10 in doubles (79), slugging percentage (.454), walks (162) and stolen bases (49).

HEAD COACH JOHN RITTMAN: In his 16th season at the helm of the Cardinal program, Rittman remains one of the winningest coaches in collegiate softball, boasting a 681-313-3 (.685) career record. Since stepping onto the Farm in July 1996, he has coached the team to 15 consecutive winning seasons, 15 straight NCAA Tournament appearances and 13 40-win seasons. Under Rittman, Stanford has claimed a share of its first conference championship and made two appearances in the Women's College World Series (2001 & 2004).



Ashley Hansen



Jenna Becerra

2013 STANFORD SOFTBALL

2012 TEAM STATISTICS

Record: 40-19 Home: 19-6 Away: 5-12 Neutral: 16-1 Pac-12: 11-13

Batting

Player	AVG	GP	GS	AB	R	H	2B	3B	HR	RBI	TB	SLG%	BB	HBP	SO	GDP	OB%	SF	SH	SB	ATT	PO	A	E	FLD%
7 Winter, Hanna	.428	59	59	208	45	89	6	0	0	19	95	.457	15	2	32	0	.471	0	1	14	16	75	92	12	.933
3 Hansen, Ashley	.368	59	59	171	53	63	14	8	5	40	108	.632	34	9	5	1	.493	1	0	3	4	94	115	9	.959
2 Rich, Jenna	.368	59	59	182	53	67	13	4	11	66	121	.665	20	5	17	2	.444	0	1	4	4	73	52	3	.977
5 White, Leah	.362	58	58	188	54	68	4	2	5	28	91	.484	10	2	14	0	.398	1	12	4	6	102	2	6	.945
8 Pura, Caitlyn	.340	28	22	50	14	17	2	1	0	7	21	.420	2	8	9	0	.435	2	2	5	5	28	0	1	.966
1 Becerra, Jenna	.331	59	59	157	27	52	14	2	6	37	88	.561	18	5	18	1	.414	1	2	5	6	226	52	5	.982
21 Miller, Danielle	.307	36	28	75	4	23	5	1	1	11	33	.440	10	0	9	0	.384	1	0	0	0	8	0	0	1.000
25 Burns, Maya	.286	51	50	140	13	40	6	0	1	31	49	.350	6	4	18	0	.331	1	2	1	1	216	22	1	.996
6 Roulund, Cassandr	.284	37	29	95	17	27	6	1	3	24	44	.463	2	3	13	0	.317	1	0	1	1	37	2	1	.975
14 Hanewich, Corey	.214	47	44	103	16	22	4	0	0	14	26	.252	19	2	43	0	.344	1	0	4	7	37	2	7	.848
9 Schmidt, Tegan	.205	38	26	78	8	16	2	0	0	15	18	.231	8	0	17	0	.279	0	1	1	2	98	7	2	.981
24 Wells, Tyllyn	.150	30	5	20	12	3	0	0	0	0	3	.150	2	1	6	0	.261	0	1	2	3	4	0	2	.667
44 Prong, Michelle	.129	23	12	31	3	4	2	0	0	1	6	.194	6	0	5	0	.270	0	1	0	0	58	3	0	1.000
12 Lombardo, Alyssa	.100	23	0	10	5	1	0	0	0	0	1	.100	1	0	5	0	.182	0	0	0	1	3	0	1	.750
29 White, Nyree	.000	33	16	0	0	0	0	0	0	0	0	.000	0	0	0	0	.000	0	0	0	0	1	20	3	.875
15 Gerhart, Teagan	.000	48	43	0	0	0	0	0	0	0	0	.000	0	0	0	0	.000	0	0	0	0	15	40	1	.982
4 Hassman, Sarah	.219	11	11	32	10	7	0	1	0	2	9	.281	1	4	4	0	.324	0	1	5	5	18	0	0	1.000
16 Gerhart, Kelsey	.167	9	5	6	1	1	0	0	0	0	1	.167	0	1	1	0	.286	0	3	0	0	26	1	0	1.000
17 Ashby, Erin	.095	18	4	21	1	2	1	0	0	1	3	.143	4	0	6	0	.240	0	0	0	0	12	1	0	1.000
11 Donovan, Lauren	.000	14	0	10	1	0	0	0	0	2	0	.000	4	0	6	0	.286	0	0	0	0	0	0	0	.000
77 Hanten, Madison	.000	2	1	4	0	0	0	0	0	0	0	.000	0	0	2	0	.000	0	0	0	0	0	0	0	.000
Totals	.318	59	59	1581	337	502	79	20	32	298	717	.454	162	46	230	4	.395	9	27	49	61	1131	411	54	.966
Opponents	.252	59	59	1485	206	374	46	7	59	191	611	.411	104	25	274	12	.310	8	24	30	39	1088	483	80	.952

LOB - Team (401), Opp (310).

DPs turned - Team (19), Opp (11). IBB - Team (6), Rich 3, Hansen 3, Opp (4). Picked off - Hansen 1.


Pitching

Player	ERA	W	L	APP	GS	CG	SHO	CBO	SV	IP	H	R	ER	BB	SO	2B	3B	HR	AB	B/Avg	WP	HBP	BK	SFA	SHA
15 Gerhart, Teagan	2.89	32	13	48	43	26	9	7	2	261.2	234	130	108	76	205	23	3	43	1005	.233	13	20	0	4	19
29 White, Nyree	3.88	8	6	33	16	10	3	7	2	113.2	137	73	63	27	69	23	3	16	472	.290	8	5	0	3	5
2 Rich, Jenna	4.20	0	0	1	0	0	0	0	0	1.2	3	3	1	1	0	0	1	0	8	.375	0	0	0	1	0
Totals	3.19	40	19	59	59	36	19	7	4	377.0	374	206	172	104	274	46	7	59	1485	.252	21	25	0	8	24
Opponents	5.39	19	40	59	59	24	4	0	3	362.2	502	337	279	162	230	79	20	32	1581	.318	25	46	15	9	27

PB - Team (9), Burns 5, Gerhart, K. 2, Prong 2, Opp (10). SBA/ATT - Burns (25-34), Gerhart, T. (21-28), White, N. (9-11), Prong (3-3), Gerhart, K. (2-2).

Fielding

Player	C	PO	A	E	FLD%	DPS	SBA	CSB	SBA%	PB	CI
44 Prong, Michelle	61	58	3	0	1.000	0	3	0	1.000	2	0
16 Gerhart, Kelsey	27	26	1	0	1.000	1	2	0	1.000	2	0
4 Hassman, Sarah	18	18	0	0	1.000	0	0	0	-	0	0
17 Ashby, Erin	13	12	1	0	1.000	1	0	0	-	0	0
21 Miller, Danielle	8	8	0	0	1.000	0	0	0	-	0	0
25 Burns, Maya	239	216	22	1	.996	2	25	9	.735	5	0
1 Becerra, Jenna	283	226	52	5	.982	15	0	0	-	0	0
15 Gerhart, Teagan	56	15	40	1	.982	1	21	7	.750	0	0
9 Schmidt, Tegan	107	98	7	2	.981	3	0	0	-	0	0
2 Rich, Jenna	128	73	52	3	.977	7	0	0	-	0	0
6 Roulund, Cassandr	40	37	2	1	.975	0	0	0	-	0	0
8 Pura, Caitlyn	29	28	0	1	.966	0	0	0	-	0	0
3 Hansen, Ashley	218	94	115	9	.959	12	0	0	-	0	0
5 White, Leah	110	102	2	6	.945	1	0	0	-	0	0
7 Winter, Hanna	179	75	92	12	.933	4	0	0	-	0	0
29 White, Nyree	24	1	20	3	.875	2	9	2	.818	0	0
14 Hanewich, Corey	46	37	2	7	.848	0	0	0	-	0	0
12 Lombardo, Alyssa	4	3	0	1	.750	0	0	0	-	0	0
24 Wells, Tyllyn	6	4	0	2	.667	0	0	0	-	0	0
77 Hanten, Madison	0	0	0	0	.000	0	0	0	-	0	0
11 Donovan, Lauren	0	0	0	0	.000	0	0	0	-	0	0
Totals	1596	1131	411	54	.966	19	30	9	.769	9	0
Opponents	1651	1088	483	80	.952	11	49	12	.803	10	0



Hanna Winter

2013 STANFORD SOFTBALL

2012 RESULTS

Record: 40-19 (Home: 19-6 Away: 5-12 Neutral: 16-1) **Pac-12:** 11-13 (6th place)

Date	Opponent	Results	Score (Inn.)	Stanford (R-H-E)	Opponent (R-H-E)	Stanford Pitcher of Record
2/10	vs. CS Northridge (1)	W	13-1 (5)	13-11-1	1-2-4	Gerhart (1-0)
2/10	vs. #15 Texas A&M (1)	L	10-9	9-7-0	10-8-5	Gerhart (1-1)
2/11	vs. Portland State (1)	W	7-0	7-14-0	0-4-0	Gerhart (2-1)
2/11	vs. Texas Tech (1)	W	7-1	7-8-0	1-2-0	Gerhart (3-1)
2/12	vs. UC Santa Barbara (1)	W	11-0 (5)	11-9-0	0-0-4	Gerhart (4-1)
2/15	at UC Davis	L	2-1	1-5-2	2-6-0	White, N. (0-1)
2/17	Pacific (2)	W	5-0	5-5-2	0-1-4	Gerhart (5-1)
2/17	Bradley (2)	W	3-2	3-4-2	2-2-2	Gerhart (6-1)
2/18	Nevada (2)	L	11-3 (5)	3-8-2	11-11-0	White, N. (0-2)
2/18	Nevada (2)	W	8-2	8-14-0	2-8-0	Gerhart (7-1)
2/19	Bradley (2)	W	3-0	3-10-0	0-2-3	Gerhart (8-1)
2/24	vs. Long Island (3)	W	3-0	3-5-0	0-3-1	Gerhart (9-1)
2/24	vs. #6 Oklahoma (3)	W	5-0	5-9-0	0-3-3	Gerhart (10-1)
2/25	vs. Long Beach St. (3)	W	3-0	3-8-3	0-3-2	Gerhart (11-1)
2/26	vs. New Mexico St. (3)	W	5-2	5-12-2	2-3-2	Gerhart (12-1)
2/26	vs. San Diego St. (3)	W	8-3	8-8-1	3-5-5	Gerhart (13-1)
3/2	vs. Indiana (4)	W	7-3 (8)	7-17-2	3-8-3	Gerhart (14-1)
3/2	vs. Northwestern (4)	W	1-0	1-6-0	0-4-0	Gerhart (15-1)
3/3	vs. FIU (4)	W	10-0 (5)	10-12-1	0-1-2	Gerhart (16-1)
3/4	vs. Michigan State (4)	W	11-0 (5)	11-11-2	0-2-1	Gerhart (17-1)
3/4	vs. East Carolina (4)	W	3-1	3-12-0	1-5-1	Gerhart (18-1)
3/7	at Saint Mary's	W	9-6	9-13-1	6-9-3	White, N. (1-2)
3/9	Ole Miss (5)	W	13-5 (5)	13-14-0	5-8-0	Gerhart (19-1)
3/9	James Madison (5)	W	4-0	4-9-0	0-8-1	White, N. (2-2)
3/10	Colorado State (5)	W	11-0 (5)	11-13-0	0-1-3	White, N. (3-2)
3/10	Ole Miss (5)	W	8-4	8-8-0	4-5-2	Gerhart (20-1)
3/11	Cal Poly (5)	W	10-0 (5)	10-11-0	0-5-3	White, N. (4-2)
3/11	San Jose State (5)	W	7-2	7-11-1	2-3-2	White, N. (5-2)
3/23	#2 California*	L	9-0	0-3-2	9-12-0	Gerhart (20-2)
3/25	#2 California*	L	4-3	3-5-1	4-7-1	White, N. (5-3)
3/25	#2 California*	L	8-0	8-10-0	0-4-1	Gerhart (20-3)
3/28	Santa Clara	W	9-2	9-10-2	2-6-3	Gerhart (21-3)
3/30	at #19 Arizona*	W	4-1	4-8-0	1-2-1	Gerhart (22-3)
3/31	at #19 Arizona*	L	9-1 (5)	1-7-1	9-8-0	White, N. (5-4)
4/1	at #19 Arizona*	L	3-1	1-3-2	3-5-0	Gerhart (22-4)
4/5	#18 Oregon*	L	8-5	5-11-3	8-9-1	Gerhart (22-5)
4/6	#18 Oregon*	W	7-6	7-10-2	6-10-3	Gerhart (23-5)
4/7	#18 Oregon*	L	12-8	8-13-2	12-16-1	Gerhart (23-6)
4/10	at #16 UCLA*	W	11-9	11-7-1	9-14-0	Gerhart (24-6)
4/10	at #16 UCLA*	L	12-4 (5)	4-6-0	12-12-0	White, N. (5-5)
4/11	at #16 UCLA*	L	5-2	2-6-0	5-8-0	Gerhart (24-7)
4/13	#25 Oregon State*	W	8-4	8-10-0	4-7-0	Gerhart (25-7)
4/14	#25 Oregon State*	W	7-0	7-7-0	0-4-0	Gerhart (26-7)
4/15	#25 Oregon State*	W	8-0 (5)	8-8-0	0-4-0	Gerhart (27-7)
4/17	at San Jose State	L	2-1	1-4-3	2-7-1	Gerhart (27-8)
4/20	at #4 Arizona State*	L	11-9	9-11-2	11-12-2	Gerhart (27-9)
4/21	at #4 Arizona State*	L	5-0	0-1-1	5-12-0	White, N. (5-6)
4/22	at #4 Arizona State*	L	7-1	1-6-1	7-8-0	Gerhart (27-10)
5/1	Santa Clara	W	12-1 (5)	12-11-0	1-6-2	Gerhart (28-10)
5/4	#14 Washington*	W	4-0	4-8-0	0-6-0	Gerhart (29-10)
5/5	#14 Washington*	W	1-0	1-3-0	0-6-1	White, N. (6-6)
5/6	#14 Washington*	W	10-0 (5)	10-8-0	0-4-2	Gerhart (30-10)
5/10	at Utah*	L	6-0	0-4-2	6-9-0	Gerhart (30-11)
5/11	at Utah*	W	9-1 (6)	9-14-1	1-5-1	White, N. (7-6)
5/12	at Utah*	W	12-9	12-12-1	9-8-1	White, N. (8-6)
5/18	vs. #23 Baylor (6)	W	1-0	1-6-0	0-6-1	Gerhart (31-11)
5/19	at #7 ULL (6)	L	9-3	3-7-2	9-13-2	Gerhart (31-12)
5/19	vs. #23 Baylor (6)	W	6-2	6-8-0	2-4-1	Gerhart (32-12)
5/20	at #7 ULL (6)	L	6-2	2-7-2	6-12-0	Gerhart (32-13)

(1)Kajikawa Classic – Tempe, AZ; (2)Stanford Nike Invitational – Stanford, CA; (3) Cathedral City Classic – Cathedral City, CA; (4) DeMarini Invitational – Fullerton, CA; (5) Stanford Louisville Slugger Classic – Stanford, CA; (6) NCAA Regional – Lafayette, LA; *Pac-12 Conference Game; Home games in bold



2013 STANFORD SOFTBALL

2012 HONORS AND AWARDS

2012 Final Pac-12 Standings

Team	Pac-12	Overall
California	21-3	58-7
Arizona State	18-4	53-11
Oregon	13-9	45-18
Arizona	12-12	38-19
UCLA	12-12	36-20
Stanford	11-13	40-19
Oregon State	9-14	36-23
Washington	7-16	39-19
Utah	2-22	28-28

Final USA Today/ NFCA Poll

- Alabama
- Oklahoma
- California
- Arizona State
- Oregon
- Tennessee
- LSU
- South Florida
- Texas
- Georgia
- Missouri
- Louisiana-Lafayette
- Arizona
- Washington
- Michigan
- Hofstra
- Louisville
- Florida
- Texas A&M
- UCLA
- Stanford**
- Hawaii
- Syracuse
- North Carolina
- Oregon State

Final ESPN.com/USA Softball Poll

- Alabama
- Oklahoma
- California
- Arizona State
- Oregon
- LSU
- Tennessee
- South Florida
- Louisiana-Lafayette
- Georgia
- Missouri
- Texas
- Arizona
- Washington
- Michigan
- Florida
- Hofstra
- Louisville
- Texas A&M
- Stanford**
- UCLA
- Florida State
- Hawaii
- Syracuse
- North Carolina

2012 Awards

Jenna Becerra

All-Pac-12 Conference Honorable Mention
Pac-12 All-Academic First Team

Maya Burns

All-Pac-12 Conference Honorable Mention
Pac-12 All-Academic Second Team

Teagan Gerhart

NFCA Second Team All-West Region
All-Pac-12 Conference Honorable Mention
USA Softball National Player of the Week (2/28)
Pac-12 Pitcher of the Week (2/28)
Pac-12 Pitcher of the Week (5/7)

Corey Hanewich

Pac-12 All-Academic Honorable Mention

Ashley Hansen

Pac-12 Defensive Player of the Year
All-Pac-12 Conference First Team
USA Softball Top-25 POY Watch List
ESPN.com Preseason First Team All-American
Lowe's Senior CLASS Award Finalist
Pac-12 All-Academic Honorable Mention

Sarah Hassman

Pac-12 All-Academic Second Team

Danielle Miller

Pac-12 All-Academic Honorable Mention



Ashley Hansen

Jenna Rich

NFCA Third Team All-American
NFCA First Team All-West Region
All-Pac-12 Conference First Team
Pac-12 All-Academic Honorable Mention

Cassandra Roulund

All-Pac-12 Freshman Team Honorable Mention
Pac-12 Player of the Week (5/7)

Teagan Schmidt

Pac-12 All-Academic Honorable Mention

Leah White

NFCA Second Team All-West Region
All-Pac-12 Conference Second Team
All-Pac-12 Freshman Team

Nyree White

All-Pac-12 Freshman Team Honorable Mention

Hanna Winter

NFCA Second Team All-West Region
All-Pac-12 Conference First Team
All-Pac-12 Freshman Team



Jenna Rich

2013 STANFORD SOFTBALL

YEAR-BY-YEAR RESULTS

1994

Head Coach: Sandy Pearce

Record: 5-30

Home: 1-5 Away: 4-15 Neutral: 0-10

2/12	vs. Santa Clara (1)	L	3-0
2/12	vs. Saint Mary's (1)	L	2-0
2/12	at San Jose State (1)	L	8-0
2/13	vs. Santa Clara (1)	L	9-2
2/13	vs. Saint Mary's (1)	L	6-0
2/13	at San Jose State (1)	L	16-0
2/16	at UC Davis	L	7-4
2/16	at UC Davis	L	8-0
2/24	San Jose State	L	13-0
2/24	San Jose State	L	7-0
3/3	vs. Nebraska (2)	L	15-5
3/3	vs. Utah (2)	L	16-0
3/4	vs. Michigan State (2)	L	9-1
3/4	vs. NE Louisiana (2)	L	10-0
3/4	at New Mexico State (2)	L	11-3
3/5	vs. Western Michigan (2)	L	16-1
3/5	vs. Oregon State (2)	L	8-1
3/20	Santa Clara	W	4-1
3/20	Bowling Green	L	7-0
3/22	Willamette	L	2-0
3/22	Willamette	L	6-5 (9)
4/1	at Loyola Marymount	L	3-1
4/1	at Loyola Marymount	W	6-5 (8)
4/2	at Loyola Marymount	L	4-0
4/2	at Loyola Marymount	W	7-5
4/12	at Saint Mary's	W	9-7
4/12	at Saint Mary's	L	7-4
4/15	at Point Loma	L	1-0
4/15	at Point Loma	L	1-0
4/16	at San Diego	L	8-0
4/16	at San Diego	L	6-5
4/30	at Sonoma State	L	4-0
4/30	at Sonoma State	L	3-1
5/3	at Santa Clara	L	10-3
5/3	at Santa Clara	W	8-2

(1) Spartan Kickoff Classic - San Jose, CA
(2) Troy Cox Invitational - Las Cruces, NM

1995

Head Coach: Sandy Pearce

Record: 15-37 (1-27/8th Pac-10)

Home: 9-21 Away: 6-16 Neutral: 0-0

2/4	Menlo College	W	29-0
2/4	Menlo College	W	7-0
2/8	at California*	L	4-1
2/8	at California*	L	11-1
2/12	at Cal Poly	L	2-0
2/12	at Cal Poly	L	2-0
2/14	San Francisco State	W	13-0
2/14	San Francisco State	W	10-1
2/18	San Jose State	L	8-5
2/18	San Jose State	L	5-2
2/22	UC Davis	W	1-0
2/22	UC Davis	L	2-1
2/28	at San Francisco State	W	9-0
2/28	at San Francisco State	W	14-1
3/4	Loyola Marymount	W	8-4
3/4	Loyola Marymount	L	6-1
3/12	Sonoma State	L	3-2
3/12	Sonoma State	L	4-1
3/28	Saint Mary's	L	3-0
3/28	Saint Mary's	W	3-2
3/30	Washington*	L	8-3
3/30	Washington*	L	11-0
4/1	at Oregon State*	L	6-1
4/1	at Oregon State*	W	9-5
4/2	at Oregon*	L	6-0
4/2	at Oregon*	L	3-1
4/5	California*	L	8-1
4/5	California*	L	12-0
4/8	Arizona State*	L	5-3
4/8	Arizona State*	L	8-0
4/14	at Arizona*	L	25-0
4/14	at Arizona*	L	7-1
4/15	at Arizona State*	L	3-0
4/15	at Arizona State*	L	11-1
4/20	at UCLA*	L	11-1
4/20	at UCLA*	L	10-0
4/21	at Loyola Marymount	W	4-2

4/21	at Loyola Marymount	W	4-2
4/26	Coll. of Notre Dame	W	25-1
4/26	Coll. of Notre Dame	W	8-0
4/29	Oregon*	L	7-2
4/29	Oregon*	L	5-2
4/30	UCLA*	L	11-1
4/30	UCLA*	L	14-1
5/3	at Santa Clara	L	2-0
5/3	at Santa Clara	W	7-2
5/6	at Washington*	L	9-0
5/6	at Washington*	L	10-0
5/12	Arizona*	L	12-0
5/12	Arizona*	L	8-0
5/13	Oregon State*	L	5-0
5/13	Oregon State*	L	1-0

* Pac-10 Conference Game

1996

Head Coach: Sandy Pearce

Record: 24-29 (7-19/6th Pac-10)

Home: 7-11 Away: 12-16 Neutral: 5-2

2/4	at UCLA*	L	2-1
2/4	at UCLA*	L	11-1
2/7	at UC Davis	W	5-0
2/7	at UC Davis	W	1-0
2/10	vs. Santa Clara (1)	W	1-0
2/10	vs. Saint Mary's (1)	W	5-0
2/10	at San Jose State (1)	L	4-2
2/11	vs. Santa Clara (1)	W	7-4
2/11	vs. Saint Mary's (1)	L	4-3
2/11	at San Jose State (1)	W	4-1
2/14	at California*	L	6-4
2/14	at California*	L	4-0
2/17	at Pacific	L	3-2
2/17	at Pacific	L	2-1
2/23	Sacramento State	W	1-0
2/23	Sacramento State	W	4-0
3/6	at Santa Clara	W	5-0
3/6	at Santa Clara	W	11-3
3/9	Oregon*	L	1-0
3/9	Oregon*	W	2-1
3/10	Oregon State*	W	1-0
3/10	Oregon State*	W	1-0
3/14	vs. New Mexico State (2)	W	6-4
3/15	vs. Bowling Green (2)	W	5-2
3/16	at Hawaii (2)	W	3-1
3/16	vs. Tenn.-Chattanooga (2)	L	3-2
3/17	at Hawaii (2)	L	1-0
3/26	Washington*	L	7-0
3/26	Washington*	L	3-0
3/27	at CS Fullerton	W	2-0
3/27	at CS Fullerton	L	3-0
3/28	at San Diego State	L	3-2

3/28	at San Diego State	L	7-0
4/5	at Arizona*	L	5-0
4/5	at Arizona*	L	10-3
4/6	at Arizona State*	W	3-1
4/6	at Arizona State*	W	1-0
4/11	at Saint Mary's	W	3-0
4/11	at Saint Mary's	W	7-5
4/17	San Jose State	W	5-4
4/17	San Jose State	L	7-5
4/20	at Oregon State*	W	4-1
4/20	at Oregon State*	L	1-0
4/27	Arizona State*	L	2-1
4/27	Arizona State*	L	7-1
4/28	Arizona*	L	6-3
4/28	Arizona*	L	9-0
5/3	UCLA*	L	4-2
5/3	UCLA*	L	7-2
5/5	at Washington*	L	6-0
5/5	at Washington*	L	9-1
5/8	California*	W	7-2
5/8	California*	L	3-0

* Pac-10 Conference Game

(1) Spartan Kickoff Classic - San Jose, CA

(2) Rainbow Wahine Invitational - Honolulu, HI

1997

Head Coach: John Rittman

Record: 31-27-1 (10-18/5th Pac-10)

Home: 11-11 Away: 14-14-1 Neutral: 6-2

2/8	at CS Northridge	L	3-2
2/8	at CS Northridge	L	6-2 (6)
2/9	at CS Fullerton	W	11-6
2/9	at CS Fullerton	W	14-1 (6)
2/12	at Saint Mary's	W	8-0 (5)
2/12	at Saint Mary's	W	7-1 (6)
2/15	Pacific	L	4-0
2/15	Pacific	L	3-0
2/16	UCLA*	L	1-0
2/16	UCLA*	L	4-3
2/20	vs. Hawaii (1)	W	7-2 (6)
2/21	vs. CS Northridge (1)	W	3-2 (6)
2/22	vs. Arkansas (1)	W	4-3
2/22	vs. Michigan (1)	L	6-1
2/22	vs. Sacramento State (1)	W	3-2
2/23	vs. Long Beach State (1)	L	3-1
2/23	at San Diego State (1)	W	3-2
2/28	at Sacramento State	L	1-0
2/28	at Sacramento State	W	6-5
3/2	Arizona State*	L	6-1
3/2	Arizona State*	L	7-3
3/8	at Arizona State*	W	1-0
3/8	at Arizona State*	L	1-0
3/9	at Arizona*	L	8-2

3/9	at Arizona*	L	6-0
3/24	vs. Tennessee (2)	W	4-1
3/24	vs. Tennessee (2)	W	8-0
3/25	at Long Beach State	W	1-0 (13)
3/25	at Long Beach State	T	2-2
3/26	at UCLA*	W	6-5 (10)
3/26	at UCLA*	L	4-0
3/27	at Loyola Marymount	W	4-2
3/27	at Loyola Marymount	L	4-3
4/5	Oregon State*	W	3-2
4/5	Oregon State*	W	7-0
4/6	Oregon*	W	2-1
4/6	Oregon*	L	3-2 (10)
4/12	at California*	L	10-2
4/12	at California*	L	8-7
4/16	at San Jose State	L	10-1
4/16	at San Jose State	W	9-0
4/20	at Washington*	L	9-8
4/20	at Washington*	L	9-0
4/25	Santa Clara	W	4-1
4/25	Santa Clara	W	11-0
4/26	Saint Mary's	W	10-0
4/26	Saint Mary's	W	10-0
4/27	Arizona*	L	5-1
4/27	Arizona*	L	3-0
4/30	California*	L	1-0 (8)
4/30	California*	W	2-1
5/3	Washington*	W	1-0 (9)
5/3	Washington*	L	2-0 (10)
5/4	San Diego State	W	3-1
5/4	San Diego State	W	1-0
5/10	at Oregon*	L	5-0
5/10	at Oregon*	W	7-1
5/11	at Oregon State*	W	3-0
5/11	at Oregon State*	W	1-0

* Pac-10 Conference Game

(1) Campbell/Carter Classic - Poway, CA

(2) Game played at Cypress, CA

1998

Head Coach: John Rittman

Record: 41-18 (17-11/3rd Pac-10)

Home: 22-6 Away: 10-8 Neutral: 9-4

2/15	CS Northridge	W	2-0
2/15	CS Northridge	W	4-0
2/19	vs. Long Beach State (1)	W	3-1
2/19	vs. UCLA (1)	W	8-7 (9)
2/20	vs. Santa Clara (1)	W	7-0
2/20	vs. Eastern Michigan (1)	W	4-0
2/21	vs. LSU (1)	L	4-1
2/27	vs. Long Beach State (2)	L	4-3
2/27	vs. San Diego State (2)	W	8-1
2/28	vs. Eastern Michigan (2)	W	13-0



Stanford recorded its first 30-win season in 1997.

2013 STANFORD SOFTBALL



Stanford made its first appearance in the NCAA Tournament in 1998.

2/28	vs. Virginia (2)	W	2-1 (8)
3/1	vs. Long Beach State (2)	L	4-3
3/1	at CS Fullerton (2)	W	6-0
3/5	Sacramento State	L	1-0
3/5	Sacramento State	W	5-1
3/7	Toledo	W	1-0
3/7	Toledo	W	5-0
3/8	at California*	W	4-2
3/8	at California*	W	4-0
3/21	Texas Tech	W	2-0
3/21	Texas Tech	W	3-2
3/24	Harvard	W	6-0
3/24	Harvard	W	10-0 (5)
3/25	Kansas	W	4-0
3/25	Kansas	W	4-3 (10)
3/28	at Washington*	L	2-1
3/28	at Washington*	L	3-0
3/29	at UCLA*	W	2-0
3/29	at UCLA*	W	3-0
4/4	at Oregon State*	L	3-2
4/4	at Oregon State*	W	1-0
4/5	at Oregon*	L	6-1
4/5	at Oregon*	W	4-0
4/8	Santa Clara	W	3-0
4/8	Santa Clara	W	5-1
4/11	California*	L	3-2 (11)
4/11	California*	W	3-2 (10)
4/18	Arizona State*	W	1-0
4/18	Arizona State*	L	1-0
4/19	Arizona*	L	11-0 (5)
4/19	Arizona*	L	5-2
4/22	at Pacific	L	1-0
4/22	at Pacific	W	3-2
4/25	Washington*	W	2-1
4/25	Washington*	W	1-0
4/26	UCLA*	W	3-2
4/26	UCLA*	L	1-0
5/1	at Arizona State*	W	4-1
5/1	at Arizona State*	W	1-0
5/2	at Arizona*	L	10-3
5/2	at Arizona*	L	8-0
5/9	Oregon State*	W	7-1
5/9	Oregon State*	W	2-1 (13)
5/10	Oregon*	W	1-0
5/10	Oregon*	W	3-0
5/15	vs. SW Missouri State (3)	L	5-2
5/16	vs. Florida State (3)	W	1-0 (9)
5/16	vs. SW Missouri State (3)	W	3-0
5/17	at Oklahoma State (3)	L	4-0

* Pac-10 Conference Game
 (1) Campbell/Carter Classic - Poway, CA
 (2) CS Fullerton Tournament - Fullerton, CA
 (3) NCAA Regional - Stillwater, OK

1999

Head Coach: John Rittman
 Record: 40-25 (10-18/16th Pac-10)
 Home: 21-8 Away: 5-13 Neutral: 14-4

2/10	Santa Clara	W	7-0
2/10	Santa Clara	W	9-0 (6)
2/13	Pacific	L	3-1 (11)
2/14	Saint Mary's	W	18-1 (5)
2/14	Saint Mary's	W	4-0
2/18	vs. Texas Tech (1)	W	1-0
2/18	vs. Iowa State (1)	W	9-1 (5)
2/19	vs. UCSB (1)	W	1-0
2/20	vs. Sacramento State (1)	L	4-1
2/20	vs. Wichita State (1)	W	7-2
2/21	vs. CS Fullerton (1)	W	6-3 (6)
2/26	vs. Oklahoma State (2)	L	4-3 (8)
2/26	vs. NE Louisiana (2)	W	4-0
2/27	vs. Central Michigan (2)	W	4-0
2/27	vs. Washington (2)	L	3-0
2/28	vs. Oklahoma State (2)	W	5-1
2/28	vs. South Carolina (2)	W	8-0 (5)
3/5	vs. Pacific (3)	W	4-1
3/5	vs. Auburn (3)	W	9-0 (5)
3/6	vs. Northwestern (3)	W	15-1 (5)
3/6	vs. Illinois State (3)	W	14-0 (5)
3/7	at CS Fullerton (3)	W	4-0
3/7	vs. Portland State (3)	W	9-0 (5)
3/21	Santa Clara	W	9-1 (5)
3/21	Santa Clara	W	13-3 (5)
3/23	Portland State	W	1-0 (9)
3/23	Portland State	W	3-0
3/25	Ohio	W	21-0 (5)
3/25	Ohio	W	4-0
3/27	at Washington*	W	4-1
3/27	at Washington*	L	6-0
3/28	at UCLA*	L	1-0
3/28	at UCLA*	L	6-0
4/1	Utah State	W	6-2
4/1	Utah State	W	16-0 (5)
4/3	California*	W	5-0
4/3	California*	L	4-3
4/6	at Sacramento State	W	4-0
4/6	at Sacramento State	L	1-0
4/10	Oregon State*	L	1-0
4/10	Oregon State*	L	3-0
4/11	Oregon*	W	3-2
4/11	Oregon*	W	4-3
4/16	at Arizona State*	L	6-0
4/16	at Arizona State*	L	1-0 (8)
4/17	at Arizona*	L	3-2
4/17	at Arizona*	L	2-0
4/20	San Jose State	W	7-1
4/20	San Jose State	W	6-0
4/24	Washington*	L	3-2

4/24	Washington*	W	4-3
4/25	UCLA*	L	12-1 (5)
4/25	UCLA*	L	3-0
5/1	Arizona State*	W	6-2
5/1	Arizona State*	W	1-0
5/2	Arizona*	L	3-1
5/2	Arizona*	W	1-0
5/8	at Oregon*	W	10-1 (6)
5/8	at Oregon*	L	2-0
5/9	at Oregon State*	L	4-2
5/9	at Oregon State*	W	2-1
5/15	at California*	L	7-1
5/15	at California*	L	6-3
5/20	vs. Pacific (4)	L	6-5 (8)
5/21	at Fresno State (4)	L	5-2

* Pac-10 Conference Game
 (1) Campbell/Carter Classic - Poway, CA
 (2) NCAA Leadoff Classic - Columbus, GA
 (3) Easton Showcase - Fullerton, CA
 (4) NCAA Regional - Fresno, CA

2000

Head Coach: John Rittman
 Record: 45-18 (9-12/4th Pac-10)
 Home: 15-7 Away: 13-7 Neutral: 17-4

1/29	San Francisco State	W	9-1
1/29	San Francisco State	W	11-1 (6)
2/11	vs. Massachusetts (1)	W	9-7
2/11	vs. UNLV (1)	W	12-2 (5)
2/12	vs. Georgia (1)	W	8-3
2/12	vs. Wisconsin (1)	W	5-4
2/13	vs. Nebraska (1)	W	7-2
2/17	vs. Michigan (2)	L	2-0 (8)
2/18	vs. Tennessee (2)	W	9-0 (5)
2/18	vs. Arkansas (2)	W	8-2
2/19	vs. Long Beach State (2)	W	8-0 (5)
2/19	at San Diego State (2)	W	3-1
2/25	vs. Tulsa (3)	W	3-1
2/25	vs. Utah (3)	W	2-1
2/26	vs. Oklahoma State (3)	W	5-1
2/26	vs. Brigham Young (3)	W	9-4
2/27	vs. Utah State (3)	W	7-3
3/3	vs. Mississippi State (4)	L	2-1 (9)
3/4	vs. Oklahoma (4)	L	8-0 (5)
3/4	vs. Massachusetts (4)	W	7-0
3/4	vs. Louisiana-Lafayette (4)	W	2-1
3/5	vs. Mississippi State (4)	W	5-1
3/5	vs. Alabama (4)	W	5-2
3/19	Santa Clara	W	5-0
3/19	Santa Clara	W	2-1 (10)
3/20	Texas A&M - CC	W	2-1
3/20	Texas A&M - CC	W	8-0 (5)
3/22	at Pacific	W	6-0
3/22	at Pacific	W	2-1
3/23	Cal Poly	W	6-2
3/23	Cal Poly	W	4-1
3/25	at California*	L	6-5 (12)
3/26	California*	W	2-0
3/27	UC Santa Barbara	W	6-2
3/31	Washington*	L	6-0
4/1	UCLA*	L	1-0
4/2	UCLA*	L	8-0 (5)
4/4	at Saint Mary's	W	3-0
4/4	at Saint Mary's	W	2-1 (8)
4/7	at Arizona State*	L	3-2
4/8	at Arizona*	L	8-4
4/9	at Arizona*	W	4-3 (8)
4/14	Oregon State*	W	3-2
4/15	Oregon*	L	3-1
4/16	Oregon*	L	3-2
4/19	at Fresno State	L	1-0
4/19	at Fresno State	W	4-1 (9)
4/22	California*	W	2-0
4/25	Sacramento State	W	2-1
4/25	Sacramento State	W	11-5
4/28	at UCLA*	W	2-1 (10)
4/29	at Washington*	L	8-0 (6)
4/30	at Washington*	L	1-0
5/2	at San Jose State	W	5-1
5/2	at San Jose State	W	12-1 (5)
5/5	at Oregon*	W	2-1
5/6	at Oregon State*	W	3-0
5/7	at Oregon State*	W	2-1

5/12	Arizona*	L	9-0 (5)
5/13	Arizona State*	L	4-0
5/13	Arizona State*	W	4-2
5/18	vs. Central Michigan (5)	L	2-1 (13)
5/19	at Michigan (5)	L	5-4

*Pacific-10 Conference Game
 Fiesta Bowl Tournament - Phoenix, AZ
 Campbell/Carter Classic - Poway, CA
 Utah Invitational - Saint George, UT
 NCAA Leadoff Classic - Columbus, GA
 NCAA Regional - Ann Arbor, MI

2001


Head Coach: John Rittman
 Record: 54-16-1 (11-10/3rd Pac-10)
 Home: 21-5 Away: 11-7 Neutral: 22-4-1

2/3	San Francisco State	W	4-0
2/4	Santa Clara	W	12-1 (5)
2/4	Santa Clara	W	3-0
2/10	Pacific	W	2-0
2/10	Pacific	W	4-0
2/11	San Jose State	W	8-0 (5)
2/11	San Jose State	W	7-2
2/15	vs. Michigan (1)	W	2-1
2/16	vs. New Mexico (1)	W	1-0
2/16	vs. Michigan (1)	W	2-0
2/17	vs. Utah State (1)	W	12-0 (5)
2/17	vs. Long Beach State (1)	W	2-0
2/18	vs. CS Northridge (1)	L	2-1
2/23	vs. Illinois-Chicago (2)	W	4-0
2/23	vs. LSU (2)	W	2-0
2/24	vs. Seton Hall (2)	W	14-8
2/24	vs. Kansas (2)	W	6-4
2/25	vs. South Carolina (2)	T	0-0 (6)
3/2	vs. Oklahoma State (3)	W	6-4
3/2	vs. UC Santa Barbara (3)	W	2-0
3/3	vs. Nebraska (3)	W	6-4
3/3	vs. Utah (3)	W	8-1
3/4	vs. Missouri (3)	W	10-0 (5)
3/8	vs. Penn State (4)	W	2-0
3/8	vs. Tennessee Tech (4)	W	6-4
3/9	vs. Boston University (4)	L	4-2
3/9	at South Florida (4)	W	2-0
3/10	vs. Georgia Tech (4)	W	9-0 (6)
3/10	vs. Florida Atlantic (4)	W	2-0
3/11	vs. Wisconsin (4)	W	1-0 (8)
3/11	vs. Texas Tech (4)	W	1-0
3/24	Portland State	W	7-0
3/24	Portland State	W	5-0
3/30	UCLA*	W	1-0
3/31	Washington*	L	5-1
4/1	Washington*	W	4-1
4/6	Oregon*	W	8-0 (5)
4/7	Oregon State*	W	9-4
4/8	Oregon State*	W	4-0
4/10	at Fresno State	W	2-0
4/10	at Fresno State	L	1-0
4/13	California*	W	5-2
4/14	at California*	W	5-4
4/14	at California*	L	1-0
4/16	at Cal Poly	W	2-1
4/16	at Cal Poly	W	5-3
4/20	at Arizona*	L	7-0
4/22	at Arizona State*	W	6-0
4/22	at Arizona State*	W	7-2
4/25	Saint Mary's	W	8-0 (5)
4/25	Saint Mary's	W	10-0 (5)
4/27	at Washington*	L	3-2
4/28	at UCLA*	L	8-0 (5)
4/29	at UCLA*	L	2-0
5/2	at Sacramento State	W	11-0 (5)
5/2	at Sacramento State	W	3-2 (8)
5/4	Arizona State*	L	4-3 (8)
5/5	Arizona*	L	8-1
5/6	Arizona*	L	5-3 (15)
5/11	at Oregon State*	L	1-0
5/12	at Oregon*	W	6-0
5/12	at Oregon*	W	5-1
5/17	Hofstra (5)	W	4-0
5/18	Central Michigan (5)	W	6-0
5/19	Nebraska (5)	W	5-1
5/20	Pacific (5)	L	2-0
5/20	Pacific (5)	W	9-1 (5)



2013 STANFORD SOFTBALL

The Cardinal went to the Women's College World Series for the first time in 2001.



5/24	vs. LSU (6)	W	2-1 (8)
5/25	vs. UCLA (6)	L	5-0
5/26	vs. California (6)	W	1-0
5/27	vs. Arizona (6)	L	1-0
*Pac-10 Conference Game			
(1)	Campbell/Carter Classic - Poway, CA		
(2)	NFCA Leadoff Classic - Columbus, GA		
(3)	Utah Invitational - Saint George, UT		
(4)	Speedline Invitational - Tampa, FL		
(5)	NCAA Regional - Stanford, CA		
(6)	Women's College World Series - Oklahoma City, OK		

2002			
Head Coach: John Rittman			
Record: 44-20 (7-14/16th Pac-10)			
Home: 13-9 Away: 11-7 Neutral: 20-4			
2/4	Santa Clara	W	11-0 (5)
2/4	Santa Clara	W	6-1
2/9	at Pacific	W	2-1 (9)
2/9	at Pacific	W	8-2
2/14	at UC Riverside	W	13-5 (5)
2/15	vs. CS Fullerton (1)	W	2-1
2/15	vs. CS Northridge (1)	W	4-2
2/16	vs. Utah State (1)	W	7-3
2/16	at San Diego State (1)	W	9-0 (5)
2/22	vs. CS Fullerton (2)	W	6-1
2/22	vs. Missouri (2)	W	4-1
2/23	vs. Massachusetts (2)	L	3-1
2/23	vs. Nebraska (2)	L	2-0
2/24	vs. CS Fullerton (2)	W	1-0
2/24	vs. Fresno State (2)	W	1-0 (8)
3/1	vs. UNLV (3)	W	8-0 (6)
3/1	vs. Eastern Kentucky (3)	W	5-3
3/2	vs. Southern Utah (3)	W	16-1
3/2	vs. UC Santa Barbara (3)	W	10-3
3/3	vs. Utah (3)	W	4-2
3/5	Baylor	W	5-2
3/7	vs. Western Michigan (4)	W	14-1 (5)
3/7	vs. Illinois-Chicago (4)	W	2-1
3/8	vs. Hofstra (4)	W	11-2 (6)
3/8	vs. Georgia Southern (4)	W	6-1
3/9	vs. Penn State (4)	W	4-2
3/9	vs. Mississippi State (4)	W	7-0
3/10	vs. Florida Atlantic (4)	W	4-0
3/23	BYU	W	6-3
3/23	BYU	L	5-4
3/29	at California*	L	3-2
3/30	California*	W	6-0
3/30	California*	L	7-6
4/2	Fresno State	W	5-0
4/2	Fresno State	W	1-0
4/5	at Oregon*	W	4-3
4/6	at Oregon State*	W	7-0
4/7	at Oregon State*	W	7-2
4/12	at UCLA*	L	3-2
4/13	at Washington*	L	11-3 (5)
4/14	at Washington*	L	3-0

4/16	UC Santa Barbara	W	7-2
4/16	UC Santa Barbara	W	8-3
4/19	Arizona*	L	2-1
4/20	Arizona State*	L	4-0
4/21	Arizona State*	L	1-0
4/24	Sacramento State	W	3-0
4/24	Sacramento State	W	7-1
4/26	Washington*	L	1-0
4/27	UCLA*	L	13-2 (5)
4/28	UCLA*	L	2-0
4/30	at Saint Mary's	W	3-0
4/30	at Saint Mary's	W	8-0 (6)
5/3	at Arizona State*	W	9-1 (6)
5/4	at Arizona*	L	3-2
5/5	at Arizona*	L	6-1
5/8	at San Jose State	W	10-2 (6)
5/8	at San Jose State	L	1-0
5/10	Oregon State*	W	2-1
5/11	Oregon*	W	10-1 (5)
5/11	Oregon*	L	4-0
5/16	vs. Pacific (5)	W	7-0
5/17	vs. California (5)	L	1-0
5/18	vs. CS Fullerton (5)	L	4-1
*Pac-10 Conference Game			
(1)	Campbell/Carter Classic - Poway, CA		
(2)	NFCA Leadoff Classic - Columbus, GA		
(3)	Red Desert Classic - Saint George, UT		
(4)	Speedline Invitational - Tampa, FL		
(5)	NCAA Regional - Fresno, CA		

2003			
Head Coach: John Rittman			
Record: 41-26 (7-14/16th Pac-10)			
Home: 20-13 Away: 8-8 Neutral: 13-5			
2/1	Pacific	W	3-1
2/1	Pacific	L	15-2 (5)
2/7	vs. Massachusetts (1)	W	2-1
2/7	vs. UNLV (1)	W	8-0 (5)
2/8	vs. CS Fullerton (1)	L	6-0
2/8	vs. SW Texas State (1)	W	11-0 (5)
2/9	vs. Texas Tech (1)	W	7-0
2/14	Penn State (2)	W	6-0
2/14	Kentucky (2)	W	8-0 (5)
2/15	Missouri (2)	W	5-2
2/15	Penn State (2)	W	2-1
2/16	Kentucky (2)	W	4-1
2/22	vs. North Carolina (3)	W	6-0
2/22	vs. Southern Mississippi (3)	W	2-0
2/23	vs. Nebraska (3)	L	1-0
2/28	Long Beach State (4)	L	2-0
2/28	Georgia (4)	W	2-0
3/1	Texas A&M (4)	L	7-3
3/1	Georgia (4)	L	2-0
3/2	Long Beach State (4)	W	3-2
3/6	vs. Coastal Carolina (5)	W	7-1
3/6	vs. Western Michigan (5)	W	8-5 (8)
3/7	at South Florida (5)	W	1-0 (9)
3/7	vs. Long Island (5)	W	7-3

3/8	vs. Illinois (5)	W	7-6
3/8	vs. Pacific (5)	W	4-0
3/9	vs. Washington (5)	W	3-1
3/9	vs. Oklahoma State (5)	L	3-1
3/22	San Diego State	L	2-0
3/22	San Diego State	W	3-0
3/23	Illinois-Chicago	W	5-0
3/23	Illinois-Chicago	W	6-1
3/26	at Fresno State	L	2-0
3/26	at Fresno State	W	1-0
3/28	UCLA*	L	5-0
3/29	Washington*	L	6-0
3/30	Washington*	W	4-0
4/2	at Sacramento State	W	5-1
4/2	at Sacramento State	L	6-5
4/4	Oregon*	L	3-2 (10)
4/5	Oregon State*	L	15-5 (9)
4/6	Oregon State*	W	10-1 (5)
4/9	Cal Poly	W	8-1
4/9	Cal Poly	W	4-0
4/11	at Arizona*	W	4-3
4/12	at Arizona State*	L	2-1
4/13	at Arizona State*	W	4-1
4/18	California*	L	2-1
4/19	at California*	L	1-0
4/19	at California*	L	2-1
4/22	Santa Clara	W	2-1
4/22	Santa Clara	W	9-0 (5)
4/25	at Washington*	W	8-0 (5)
4/26	at UCLA*	L	1-0
4/27	at UCLA*	L	3-2 (8)
4/30	Saint Mary's	W	5-0
5/2	Arizona State*	L	1-0
5/3	Arizona*	L	2-1
5/4	Arizona*	L	6-0
5/6	San Jose State	W	1-0
5/6	San Jose State	W	4-2
5/9	at Oregon State*	W	9-3
5/10	at Oregon*	L	7-0
5/10	at Oregon*	W	5-1
5/15	vs. Tenn. - Chattanooga (6)	W	2-0
5/16	vs. Southern Illinois (6)	L	6-1
5/16	vs. Georgia Tech (6)	L	1-0 (9)

*Pac-10 Conference Game
 (1) Fiesta Bowl Tournament - Phoenix, AZ
 (2) Stanford Invitational - Stanford, CA
 (3) NFCA Leadoff Classic - Columbus, GA
 (4) Stanford Classic - Stanford, CA
 (5) Speedline Invitational - Tampa, FL
 (6) NCAA Regional - Tuscaloosa, AL

The 2002 team reached the highest ranking in program history, twice coming in at No. 2 in the NFCA Poll.



2013 STANFORD SOFTBALL

2004

Head Coach: John Rittman

Record: 49-19 (13-8/2nd Pac-10)

Home: 28-10 Away: 10-5 Neutral: 11-4

2/6	Alabama (1)	W	4-1
2/6	Alabama (1)	L	2-1 (8)
2/7	San Jose State (1)	W	8-0
2/8	San Jose State (1)	W	2-0
2/13	Santa Clara (2)	W	5-0
2/13	Missouri (2)	W	2-1
2/14	Pacific (2)	W	3-2
2/14	Missouri (2)	W	5-2
2/15	Santa Clara (2)	W	4-1
2/20	vs Northwestern (3)	L	4-2
2/21	vs. Notre Dame (3)	W	4-2
2/21	vs. Coastal Carolina (3)	W	3-1
2/22	vs. Penn State (3)	W	1-0
2/27	vs. Oklahoma State (4)	W	10-0 (5)
2/27	at Arizona (4)	L	2-1
2/28	vs. South Florida (4)	L	8-0 (5)
2/28	vs. Boston University (4)	W	8-0 (5)
2/29	at Arizona (4)	L	7-5
3/5	vs. Oklahoma State (5)	W	7-6
3/5	vs. CS Northridge (5)	W	7-3
3/6	vs. Portland State (5)	W	4-0
3/6	vs. UCSB (5)	W	4-0
3/7	at CS Fullerton (5)	W	9-0 (6)
3/20	UCSB (6)	W	4-0
3/20	Illinois-Chicago (6)	W	3-0
3/21	Illinois-Chicago (6)	L	3-2
3/21	UCSB (6)	L	3-1
3/24	Fresno State	W	3-2 (8)
3/24	Fresno State	W	7-0
3/26	Hawaii (7)	W	1-0
3/26	UC Riversiders (7)	W	3-1
3/27	Illinois (7)	W	5-0
3/27	BYU (7)	W	7-5
3/28	Hawaii (7)	W	1-0
4/2	Oregon State*	W	2-0
4/3	Oregon*	L	1-0
4/4	Oregon*	W	6-1
4/9	at California*	W	5-3
4/10	California*	L	1-0
4/10	California*	L	6-0
4/13	Sacramento State	W	4-0
4/13	Sacramento State	W	2-0
4/16	Arizona*	L	8-0 (6)
4/17	Arizona State*	W	7-0
4/18	Arizona State*	W	4-0
4/20	at Saint Mary's	L	2-1
4/20	at Saint Mary's	W	7-0
4/23	at UCLA*	W	1-0
4/24	at Washington*	W	12-9
4/25	at Washington*	W	3-2 (8)
4/30	at Arizona State*	W	7-6
5/1	at Arizona*	L	4-0
5/2	at Arizona*	W	2-1
5/7	Washington*	W	5-1
5/8	UCLA*	L	6-2
5/9	UCLA*	L	7-1
5/14	at Oregon*	L	1-0
5/15	at Oregon State*	W	2-0
5/16	at Oregon State*	W	7-2
5/20	Utah (8)	W	1-0
5/21	Pacific (8)	W	7-2
5/22	Hofstra (8)	W	7-1
5/22	Hofstra (8)	L	1-0
5/22	Hofstra (8)	W	3-1
5/27	vs. UCLA (9)	L	8-2
5/29	vs. Michigan (9)	W	5-4
5/29	vs. Oklahoma (9)	W	3-2
5/30	vs. UCLA (9)	L	3-1 (12)

*Pac-10 Conference Game

- (1) Stanford Tournament - Stanford, CA
- (2) Stanford Invitational - Stanford, CA
- (3) Palm Springs Classic - Palm Springs, CA
- (4) Arizona Invitational - Tucson, AZ
- (5) Worth Invitational - Fullerton, CA
- (6) Stanford Round Robin - Stanford, CA
- (7) Stanford Classic - Stanford, CA
- (8) NCAA Regional - Columbus, MO
- (9) Women's College World Series - Oklahoma City, OK

2005

Head Coach: John Rittman

Record: 43-16 (13-8/1st Pac-10)

Home: 24-8 Away: 12-7 Neutral: 7-1

2/4	Santa Clara (1)	W	9-0 (5)
2/5	Santa Clara (1)	W	19-4 (5)
2/5	Pacific (1)	W	5-0
2/6	Pacific (1)	L	4-3
2/12	DePaul (2)	W	18-0 (5)
2/12	Kentucky (2)	W	14-3 (5)
2/13	Long Beach State (2)	W	3-1
2/19	vs. Hofstra (3)	W	6-0
2/19	vs. Jacksonville (3)	W	2-1
2/20	vs. Seton Hall (3)	W	4-1
2/20	at South Florida (3)	W	6-4
2/21	vs. Florida A&M (3)	W	8-0 (5)
2/25	UC Davis (4)	W	8-0 (5)
2/25	Texas Tech (4)	W	7-3
2/26	Auburn (4)	W	9-0 (5)
2/26	UAB (4)	W	5-4
2/27	Sacramento State (4)	W	6-1
3/5	vs. Boston College (5)	L	6-1
3/6	at CS Fullerton (5)	W	6-4
3/20	Princeton (6)	L	2-0
3/20	Utah (6)	W	6-0
3/24	Hawaii (7)	W	4-2 (8)
3/24	Saint Mary's (7)	W	7-0
3/25	Northwestern (7)	L	7-2
3/25	Illinois (7)	W	3-1
3/26	UNLV (7)	W	3-0
3/28	at Fresno State	L	4-1
3/28	at Fresno State	W	14-0 (5)
4/1	at Arizona*	L	4-2
4/2	at Arizona State*	W	2-1
4/3	at Arizona State*	L	2-0
4/6	San Jose State*	W	2-0
4/9	Washington*	W	6-3
4/10	Washington*	W	4-3
4/15	at Oregon State*	W	3-0
4/16	at Oregon*	W	17-7
4/17	at Oregon*	W	9-5
4/20	at Sacramento State	L	3-2 (11)
4/20	at Sacramento State	W	16-1 (5)
4/22	California*	W	6-4
4/23	at California*	W	2-1
4/24	at California*	L	1-0
4/26	Saint Mary's*	W	7-0
4/29	at Washington*	L	6-4
4/30	at UCLA*	W	7-5
5/1	at UCLA*	L	8-0 (5)
5/1	at UCLA*	W	5-3
5/6	Oregon*	W	5-1
5/7	Oregon State*	L	1-0 (9)
5/8	Oregon State*	W	6-4
5/12	Arizona State*	W	3-0
5/13	Arizona*	L	1-0
5/14	Arizona*	L	3-2
5/20	vs. Robert Morris (8)	W	9-0 (6)
5/21	vs. Southern Illinois (8)	W	9-1
5/22	at Missouri (8)	W	3-2
5/27	Tennessee (9)	L	2-0
5/28	Tennessee (9)	L	6-0

*Pac-10 Conference Game

- (1) Stanford Tournament - Stanford, CA
- (2) Stanford Invitational I - Stanford, CA
- (3) USF Tournament - Tampa, FL
- (4) Stanford Invitational II - Stanford, CA
- (5) Worth Invitational - Fullerton, CA
- (6) Stanford Round Robin - Stanford, CA
- (7) Stanford Classic - Stanford, CA
- (8) NCAA Regional - Columbus, MO
- (9) NCAA Super Regional - Stanford, CA

2006

Head Coach: John Rittman

Record: 42-18 (10-11, 6th Pac-10)

Home: 25-3 Away: 5-11 Neutral: 12-4

2/10	vs. Utah State (1)	W	11-0 (95)
2/10	vs. Nebraska (1)	W	7-3
2/11	vs. Nevada (1)	W	5-1
2/11	vs. New Mexico (1)	W	3-2
2/12	vs. Texas (1)	L	2-0
2/17	Santa Clara (2)	W	13-1 (5)
2/17	Drake (2)	W	5-0
2/18	Drake (2)	W	7-4

2/18	Birmingham-Southern (2)	W	8-0 (6)
2/19	Sacramento State (2)	W	7-0
2/19	Santa Clara (2)	W	4-0
2/23	vs. Texas Tech (3)	W	8-0 (6)
2/24	vs. Maryland (3)	W	8-5
2/24	vs. Texas (3)	L	2-0
2/25	vs. Illinois-Chicago (3)	W	3-0
2/25	vs. Baylor (3)	L	5-2
2/26	vs. LSU (3)	W	1-0
3/3	vs. Purdue (4)	W	4-0
3/4	vs. UC Santa Barbara (4)	L	2-0
3/4	vs. Northwestern (4)	W	5-4 (8)
3/5	at Cal State Fullerton (4)	W	4-2
3/10	Miami (Ohio) (5)	W	13-0
3/10	Wisconsin (5)	W	12-3 (5)
3/11	Middle Tennessee State (5)	W	13-1 (5)
3/11	BYU (5)	W	8-0 (6)
3/12	Pacific (5)	W	4-3
3/25	Princeton (6)	W	6-1
3/25	Princeton (6)	W	1-0
3/26	UC Davis (6)	W	11-0 (6)
3/26	UC Davis (6)	W	3-0
3/31	at UCLA*	L	5-4
4/1	at Washington*	W	1-0
4/2	at Washington*	L	8-0 (6)
4/7	Oregon State*	W	3-2
4/8	Oregon*	W	7-3
4/9	Oregon*	L	9-2
4/14	at California*	L	8-0 (6)
4/15	California*	W	2-1 (9)
4/15	California*	W	4-2
4/19	Saint Mary's	W	1-0 (9)
4/21	Arizona	L	4-1
4/22	Arizona State*	W	3-1
4/23	Arizona State*	L	3-1
4/28	at Oregon*	L	9-0 (5)
4/29	at Oregon State*	W	7-5
4/30	at Oregon State*	L	4-0
5/2	San Jose State	W	4-3 (8)
5/5	at Arizona State*	L	6-0
5/6	at Arizona*	L	3-2
5/7	at Arizona*	L	6-1
5/11	Washington*	W	3-2
5/12	UCLA*	W	3-2
5/13	UCLA*	W	5-4
5/19	vs. Tulsa (7)	W	8-0 (5)
5/20	at Fresno State (7)	L	3-0
5/20	vs. CS Fullerton (7)	W	4-1
5/21	at Fresno State (7)	W	9-3
5/21	at Fresno State (7)	W	3-0
5/26	at Alabama (8)	L	4-1
5/27	at Alabama (8)	L	8-7 (8)

2007

Head Coach: John Rittman

Record: 35-21-1 (7-13-1, 6th Pac-10)

Home: 20-9-1 Away: 6-8 Neutral: 9-4

2/9	vs. Western Michigan (1)	W	11-1 (5)
2/9	vs. Utah (1)	W	5-2
2/10	vs. Northwestern (1)	L	3-1
2/10	vs. Texas (1)	L	7-6
2/11	vs. Northwestern State (1)	W	8-0 (6)
2/13	Sacramento State	W	13-2 (5)
2/16	Santa Clara (2)	W	9-2
2/16	Missouri (2)	W	5-0
2/17	Pacific (2)	W	6-0
2/17	Santa Clara (2)	W	4-3
2/18	Missouri (2)	W	4-1
2/22	at Florida International (3)	W	1-0
2/23	vs. Texas State(3)	W	10-0 (5)
2/24	vs. Purdue (3)	W	1-0
2/24	vs. Syracuse (3)	W	9-2
2/25	vs. Marist (3)	W	8-0 (6)
3/2	vs. Cal Poly (4)	L	6-2
3/2	at CS Fullerton (4)	L	1-0
3/3	vs. Texas Tech(4)	W	2-1
3/3	vs. Northwestern (4)	L	11-3 (6)
3/4	vs. Minnesota (4)	W	6-3
3/9	UCSB (5)	W	6-2
3/9	Sacramento State (5)	W	8-0 (5)
3/10	San Diego State (5)	W	4-3
3/10	Loyola Chicago (5)	W	2-0
3/11	UCSB (5)	W	2-0
3/24	Long Beach State (6)	W	3-0
3/25	Portland State (6)	L	3-0
3/25	UC Davis (6)	W	7-1
3/30	at Oregon State*	W	2-1
3/31	at Oregon*	L	8-0 (5)
4/1	at Oregon*	W	15-4 (6)
4/5	California*	L	3-0
4/6	at California*	W	8-6
4/7	at California*	L	9-1 (6)
4/11	Saint Mary's	W	8-0 (6)
4/13	at Arizona*	L	4-1
4/14	at Arizona State*	L	7-0
4/15	at Arizona State*	L	8-2
4/20	UCLA*	W	6-4
4/22	Washington*	W	3-2
4/22	Washington*	L	12-1 (6)
4/24	San Jose State	W	5-3
4/27	Arizona State*	L	2-0
4/28	Arizona*	W	3-2
4/29	Arizona*	T	0-0 (12)
5/4	at Washington*	L	7-0
5/5	at UCLA*	L	3-0
5/6	at UCLA*	W	4-1
5/8	at UC Davis	W	11-5
5/10	Oregon*	L	5-4 (8)
5/11	Oregon State*	L	8-5
5/12	Oregon State*	L	9-2
5/17	Fresno State (7)	L	2-0
5/18	CS Northridge (7)	W	3-0
5/18	Fresno State (7)	W	1-0
5/19	LSU (7)	L	11-5

*Pac-10 Conference Game

- (1) Kajakawa Classic - Tempe, AZ
- (2) Stanford Invitational I - Stanford, CA
- (3) FIU/Adidas Invitational - Miami, FL
- (4) Worth Classic - Fullerton, CA
- (5) Stanford Classic - Stanford, CA
- (6) Stanford Invitational II - Stanford, CA
- (7) NCAA Regional - Stanford, CA

2008

Head Coach: John Rittman

Record: 49-15 (11-10, 4th Pac-10)

Home: 27-5 Away: 9-8 Neutral: 13-2

2/8	at San Diego (1)	W	4-0
2/9	vs. Illinois-Chicago (1)	W	5-1
2/9	vs. Long Beach St. (1)	W	1-0
2/10	vs. Long Beach St. (1)	W	1-0
2/13	St. Mary's	W	8-0 (5)
2/15	Santa Clara (2)	W	12-2 (6)
2/15	Wichita St. (2)	W	11-0 (5)
2/16	Pacific (2)	W	16-2 (5)
2/16	Santa Clara (2)	W	8-0 (6)
2/17	Wichita St. (2)	W	2-0
2/21	vs. Florida Atlantic (3)	W	9-3 (9)
2/22	vs. Fordham (3)	W	10-2 (5)
2/22	vs. Oklahoma (3)	W	3-2
2/23	vs. UNLV (3)	W	10-1 (5)
2/23	vs. Ohio St. (3)	W	3-1
2/24	vs. Texas (3)	L	3-1
2/27	vs. Providence	W	6-0
2/29	vs. St. John's (4)	W	13-5
2/29	vs. Louisville (4)	W	9-1 (6)
3/1	vs. Texas Tech (4)	W	9-2
3/1	vs. Purdue (4)	W	6-0
3/2	vs. Florida (4)	L	4-3
3/4	Boston College	W	5-1
3/6	Campbell (5)	W	2-1
3/7	Coll. of Charleston (5)	W	9-1 (5)
3/7	North Dakota St. (5)	W	7-0
3/8	Campbell (5)	W	5-0
3/8	Texas Tech (5)	W	3-1
3/9	Coll. of Charleston (5)	W	5-0
3/21	Wisconsin (6)	W	5-1
3/22	Princeton (6)	W	10-0 (5)
3/22	BYU (6)	W	2-0
3/23	East Carolina (6)	W	9-0 (5)
3/26	UC Davis	W	2-0
3/28	Arizona*	L	4-1 (8)
3/29	Arizona St.*	L	6-0
3/30	Arizona St.*	L	3-0 (13)



2013 STANFORD SOFTBALL

4/2	at Sacramento St.	W	3-0
4/4	at UCLA*	L	3-1
4/5	at Washington*	L	4-1
4/6	at Washington*	W	3-1
4/11	Oregon St.*	W	10-1 (6)
4/12	Oregon*	W	1-0
4/13	Oregon*	W	2-1
4/15	Santa Clara	W	12-0 (5)
4/18	California*	W	4-3 (8)
4/19	California*	W	5-1
4/20	at California*	L	1-0
4/22	San Jose St.	W	7-3
4/25	Washington*	W	2-1 (10)
4/26	UCLA*	L	1-0
4/27	UCLA*	L	4-1
5/2	at Oregon*	W	6-0
5/3	at Oregon St.*	W	4-2
5/4	at Oregon St.*	W	2-1 (8)
5/8	at Arizona St.*	W	2-1 (10)
5/9	at Arizona*	L	8-0 (6)
5/10	at Arizona*	L	6-1
5/16	vs. Lehigh (7)	W	4-0
5/17	at Massachusetts (7)	W	3-0
5/18	at Massachusetts (7)	L	2-1
5/18	at Massachusetts (7)	W	6-0
5/24	at Texas A&M (8)	L	6-1
5/25	at Texas A&M (8)	L	9-4

*Pac-10 Conference Game

- (1) University of San Diego Tournament - San Diego, CA
- (2) Stanford Invitational I - Stanford, CA
- (3) Palm Springs Classic - Palm Springs, CA
- (4) Worth Classic - Fullerton, CA
- (5) Stanford Classic - Stanford, CA
- (6) Stanford Invitational II - Stanford, CA
- (7) NCAA Regional - Amherst, MA
- (8) NCAA Super Regional - College Station, TX

2009

Head Coach: John Rittman

Record: 48-11 (13-8, 4th Pac-10)

Home: 31-3 Away: 6-7 Neutral: 11-1

2/6	vs. McNeese St. (1)	W	15-2 (5)
2/6	vs. Oklahoma St. (1)	L	1-0
2/7	vs. Texas Tech (1)	W	6-1
2/7	vs. Kansas (1)	W	11-0 (5)
2/8	vs. Wagner (1)	W	12-0 (5)
2/12	vs. UCSB (2)	W	4-0
2/13	vs. Long Beach St. (2)	W	8-3 (5)
2/14	vs. Utah State (2)	W	9-5
2/15	vs. San Diego St. (2)	W	9-2
2/20	Sacramento St. (3)	W	6-1
2/20	Notre Dame (3)	W	2-0
2/21	Western Kentucky	W	10-3
2/21	Notre Dame (3)	W	5-2
2/24	Saint Mary's	W	6-0
2/27	vs. Indiana (4)	W	10-1 (5)
2/27	vs. Minnesota (4)	W	7-0
2/28	vs. UC Riverside (4)	W	14-1 (5)
2/28	vs. Cal Poly (4)	W	3-2
3/1	at CS Fullerton (4)	W	7-0
3/6	Illinois State (5)	W	3-0
3/6	Penn State (5)	W	8-0 (6)
3/7	San Diego St. (5)	W	4-0
3/7	Vermont (5)	W	6-1
3/8	Vermont (5)	W	3-0
3/8	UC Davis (5)	W	1-0
3/20	Princeton (6)	W	1-0
3/21	Winthrop (6)	W	5-1
3/21	Santa Clara (6)	W	6-1
3/22	Pacific (6)	W	6-0
3/23	Cal Poly	W	2-1 (10)
3/27	UCLA*	L	7-4
3/28	Washington*	W	1-0 (11)
3/29	Washington*	W	2-0
4/3	at Oregon St.*	W	4-2
4/4	at Oregon*	W	11-0
4/5	at Oregon*	W	5-2
4/9	California*	W	4-1
4/10	at California*	L	3-1
4/11	at California*	L	8-6
4/14	Santa Clara	W	7-0
4/17	at Arizona*	L	12-4 (6)
4/18	at Arizona St.*	W	7-6 (8)
4/19	at Arizona St.*	L	10-1 (5)
4/22	San Jose St.	W	3-0
4/24	Oregon*	W	2-0 (9)
4/25	Oregon St.*	W	6-3

4/26	Oregon St.*	W	4-0
5/1	Arizona St.*	W	4-0
5/2	Arizona*	W	4-3
5/3	Arizona*	W	2-1
5/7	at Washington*	L	7-0
5/8	at UCLA*	L	1-0
5/9	at UCLA*	L	8-0 (6)
5/15	Portland St. (7)	W	10-3
5/16	Nevada (7)	W	9-1 (5)
5/17	Cal Poly (7)	W	4-0
5/21	Arizona (8)	W	6-4
5/22	Arizona (8)	L	7-3
5/22	Arizona (8)	L	6-5

*Pac-10 Conference Game

- (1) Kajikawa Classic - Tempe, AZ
- (2) Campbell/Carier Classic - San Diego, CA
- (3) Stanford Nike Invitational - Stanford, CA
- (4) DeMarini Invitational - Fullerton, CA
- (5) Stanford Louisville Slugger Classic - Stanford, CA
- (6) Stanford Invitational - Stanford, CA
- (7) NCAA Regionals - Stanford, CA
- (8) NCAA Super Regionals - Stanford, CA

2010

Head Coach: John Rittman

Record: 37-19 (8-13, T-6th Pac-10)

Home: 23-9 Away: 5-8 Neutral: 9-2

2/11	vs. Texas A&M CC (1)	W	10-2 (5)
2/12	vs. McNeese State (1)	W	9-0 (5)
2/12	at Hawai'i (1)	W	2-0
2/13	vs. Texas A&M CC (1)	W	5-2
2/13	at Hawai'i (1)	L	11-5
2/19	Illinois (2)	W	8-0 (5)
2/19	UC Riverside (2)	W	9-1 (5)
2/20	Nevada (2)	W	10-2 (5)
2/20	Sacramento State (2)	W	1-0
2/25	vs. Tennessee (3)	W	8-7
2/26	vs. Northwestern (3)	L	4-0
2/26	vs. Long Beach State (3)	W	4-3
2/28	vs. Syracuse (3)	W	7-3
2/28	vs. UNLV (3)	W	6-0
3/5	vs. Florida (4)	W	2-0
3/5	at Cal State Fullerton (4)	W	13-1 (5)
3/6	vs. North Carolina (4)	L	3-0
3/7	vs. Indiana (4)	W	4-0
3/19	Santa Clara (5)	W	8-0 (6)
3/20	Princeton (5)	W	7-0
3/20	Saint Mary's (5)	W	8-0 (5)
3/21	Cal Poly (5)	W	8-0 (6)
3/21	Saint Mary's (5)	W	3-2
3/23	at UC Davis	W	6-2
3/26	Cal State Bakersfield (6)	W	12-0 (5)
3/26	BYU (6)	L	4-2
3/27	UC Santa Barbara (6)	W	7-0
3/27	Cal State Bakersfield (6)	W	2-1
3/28	Pacific (6)	W	6-0
4/1	California*	W	1-0 (12)
4/2	California*	W	5-1
4/3	California*	L	6-0
4/6	UC Davis	W	17-0 (5)
4/9	at Oregon State*	W	4-3
4/10	at Oregon State*	W	1-0
4/11	at Oregon State*	W	10-8
4/16	at Arizona*	L	3-2
4/17	at Arizona*	L	10-2 (6)
4/18	at Arizona*	L	5-4
4/23	UCLA*	L	10-0 (5)
4/24	UCLA*	L	7-3
4/25	UCLA*	L	10-1 (6)
4/27	San Jose State	W	4-1
4/30	Arizona State*	L	3-0
5/1	Arizona State*	W	8-0 (5)
5/2	Arizona State*	L	3-2
5/4	Santa Clara	W	7-0
5/7	at Washington*	L	8-0 (5)
5/8	at Washington*	L	2-1
5/9	at Washington*	L	1-0 (8)
5/13	Oregon*	W	9-4
5/14	Oregon*	W	5-1
5/15	Oregon*	W	7-3
5/21	Texas Tech (7)	W	5-4
5/22	Hawai'i (7)	L	6-3
5/22	Texas Tech (7)	L	6-3

*Pac-10 Conference Game

- (1) Paradise Classic - Honolulu, HI
- (2) Stanford Nike Invitational - Stanford, CA
- (3) Cathedral City Classic - Palm Springs, CA

(4) DeMarini Invitational - Fullerton, CA
(5) Stanford Louisville Slugger Classic - Stanford, CA
(6) Stanford Invitational - Stanford, CA
(7) NCAA Regionals - Stanford, CA

2011

Head Coach: John Rittman

Record: 42-17 (10-11, 5th Pac-10)

Home: 21-6 Away: 8-9 Neutral: 13-2

2/11	vs. Cal State Northridge (1)	W	9-0 (5)
2/11	vs. North Texas (1)	W	5-2
2/12	vs. Nebraska (1)	L	3-2 (9)
2/12	vs. Portland State (1)	W	12-4
2/13	vs. Nevada (1)	W	10-2 (5)
2/18	vs. Utah State (2)	W	18-10 (6)
2/18	vs. Portland State (2)	W	3-1 (8)
2/19	vs. BYU (2)	W	7-4
2/19	vs. Hawaii (2)	L	6-1
2/20	vs. Tennessee (2)	W	5-0
2/25	Memphis (3)	L	2-1
2/25	North Dakota State (3)	W	12-0 (5)
2/26	Colorado State (3)	W	16-2 (5)
2/26	Kentucky (3)	W	4-2
2/27	UC Davis (3)	W	5-3
3/4	vs. Southern Mississippi (4)	W	5-0
3/4	vs. Iowa (4)	W	2-1
3/5	vs. UC Santa Barbara (4)	W	7-2
3/5	vs. Murray State (4)	W	14-2 (5)
3/6	vs. Cal State Northridge (4)	W	8-2
3/21	Northwestern	W	6-5
3/21	Northwestern	W	6-5
3/22	UC Davis	W	4-3
3/25	Sacramento State (5)	W	9-1 (5)
3/25	Coastal Carolina (5)	W	10-2 (6)
3/27	San Diego State (5)	L	3-2 (8)
3/27	Coastal Carolina (5)	W	10-0 (5)
3/30	Saint Mary's	W	2-0
4/1	Arizona*	L	8-0 (5)
4/2	Arizona*	L	6-1
4/3	Arizona*	L	2-0
4/8	at UCLA*	L	6-5 (14)
4/9	at UCLA*	W	6-2
4/10	at UCLA*	W	5-1
4/12	San Jose State	W	3-1
4/15	Oregon State*	W	7-0
4/16	Oregon State*	W	8-1
4/17	Oregon State*	W	3-1
4/19	at Pacific	W	6-1
4/21	at California*	L	2-0
4/22	at California*	W	2-1
4/23	at California*	L	4-1
4/26	at UC Davis	W	6-0
4/29	Washington*	W	2-1
4/30	Washington*	L	7-1
5/1	Washington*	W	3-1
5/3	Santa Clara	W	12-0 (5)
5/6	at Oregon*	W	4-1
5/7	at Oregon*	L	2-0
5/8	at Oregon*	L	4-2
5/12	at Arizona State*	L	3-1
5/13	at Arizona State*	W	6-1
5/14	at Arizona State*	L	4-1
5/20	Pacific (6)	W	3-0
5/21	Fresno State (6)	W	3-1
5/22	Nebraska (6)	W	4-1
5/26	at Alabama (7)	W	5-2
5/27	at Alabama (7)	L	10-0 (5)
5/27	at Alabama (7)	L	1-0

*Pac-10 Conference Game

- (1) Kajikawa Classic - Tempe, AZ
- (2) UNLV Louisville Slugger Desert Classic - Las Vegas, NV
- (3) Stanford Nike Invitational - Stanford, CA
- (4) DeMarini Invitational - Fullerton, CA
- (5) Stanford Invitational - Stanford, CA
- (6) NCAA Regionals - Stanford, CA
- (7) NCAA Super Regionals - Tuscaloosa, AL

2012

Head Coach: John Rittman

Record: 40-19 (11-13, 6th Pac-12)

Home: 19-6 Away: 5-12 Neutral: 16-1

2/10	vs. Cal State Northridge (1)	W	13-1 (5)
2/10	vs. Texas A&M (1)	L	10-9
2/11	vs. Portland State (1)	W	7-0
2/11	vs. Texas Tech (1)	W	7-1
2/12	vs. UC Santa Barbara (1)	W	11-0 (5)
2/15	at UC Davis	L	2-1
2/17	Pacific (2)	W	5-0
2/17	Bradley (2)	W	3-2
2/18	Nevada (2)	L	11-3 (5)
2/18	Nevada (2)	W	8-2
2/19	Bradley (2)	W	3-0
2/24	vs. Long Island (3)	W	3-0
2/24	vs. Oklahoma (3)	W	5-0
2/25	vs. Long Beach State (3)	W	3-0
2/26	vs. New Mexico State (3)	W	5-2
2/26	vs. San Diego State (3)	W	8-3
3/2	vs. Indiana (4)	W	7-3 (8)
3/2	vs. Northwestern (4)	W	1-0
3/3	vs. Florida International (4)	W	10-0 (5)
3/4	vs. Michigan State (4)	W	11-0
3/4	vs. East Carolina (4)	W	3-1
3/7	at Saint Mary's	W	9-6
3/9	Ole Miss (5)	W	13-5 (5)
3/9	James Madison (5)	W	4-0
3/10	Colorado State (5)	W	11-0 (5)
3/10	Ole Miss (5)	W	8-4
3/11	Cal Poly (5)	W	10-0 (5)
3/11	San Jose State (5)	W	7-2
3/23	California*	L	9-0
3/25	California*	L	4-3
3/25	California*	L	8-0
3/28	Santa Clara	W	9-2
3/30	at Arizona*	W	4-1
3/31	at Arizona*	L	9-1 (5)
4/1	at Arizona*	L	3-1
4/5	Oregon*	L	8-5
4/6	Oregon*	W	7-6
4/7	Oregon*	L	12-8
4/10	at UCLA*	W	11-9
4/10	at UCLA*	L	12-4 (5)
4/11	at UCLA*	L	5-2
4/13	Oregon State*	W	8-4
4/14	Oregon State*	W	7-0
4/15	Oregon State*	W	8-0 (5)
4/17	at San Jose State	L	2-1
4/20	at Arizona State*	L	11-9
4/21	at Arizona State*	L	5-0
4/22	at Arizona State*	L	7-1
5/1	Santa Clara	W	12-1 (5)
5/4	Washington*	W	4-0
5/5	Washington*	W	1-0
5/6	Washington*	W	10-0 (5)
5/10	at Utah*	L	6-0
5/11	at Utah*	W	9-1 (6)
5/12	at Utah*	W	12-9
5/18	vs. Baylor (6)	W	1-0
5/19	at Louisiana-Lafayette (6)	L	9-3
5/19	vs. Baylor (6)	W	6-2
5/20	at Louisiana-Lafayette (6)	L	6-2

*Pac-12 Conference Game

- (1) Kajikawa Classic - Tempe, AZ
- (2) Stanford Nike Invitational - Stanford, CA
- (3) Cathedral City Classic - Cathedral City, CA
- (4) DeMarini Invitational - Fullerton, CA
- (5) Stanford Louisville Slugger Classic - Stanford, CA
- (6) NCAA Regionals - Lafayette, LA



2013 STANFORD SOFTBALL

ALL-TIME ROSTER



Cassi Brangham

A

Acosta, Michele 1996-1999
 Aggabao, Tricia 2005-2008
 Albers, Autumn 2008-2010
 Allister, Jessica 2001-2004
 Anderson, Lynn 1994-1996
 Anderson, Shane 1996-1999
Ashby, Erin 2012-pres.
 Atienza, Melissa 1994

B

Barnum, Sarah 1999-2000
 Barrett, Allison 1994
 Beardman, Anna 2005-2008
 Beattie, Katie 1994-1997
 Becerra, Jenna 2009-2012
 Beeson, Sarah 1999-2002
 Bendig, Elizabeth 2002-2005
 Blevins, Becky 1996-1999
Bonstrom, Kayla 2013-pres.
 Bordelon, Megan 2003-2006
 Brangham, Cassi 2000-2003
 Bunker, Eva 1994
 Burns, Maya 2009-2012

C

Chao, Christina 1999
 Ching, Kira 2000-2003
 Chinn, Ashley 2008-2011
 Coon, Maddy 2006-2009
 Crouch, Marcy 1996-1999

D

Donovan, Lauren 2012-pres.
 Draemel, Jessica 2001-2002
 Dukes, Danika 2004-2005

E

Edwards, Jaquilyn 2010-2011
 Escobar, Shawna 1994

F

Ford, Brianne 1998-1999
 Forman-Lau, Jaime 2000-2001
 Foyle, Jennie 1996-1999

G

Gellman, Lauren 1997-2000
 Gerhart, Kelsey 2010-2012
Gerhart, Teagan 2010-pres.
 Goswiler, Christina 2009-2010

H

Haber, Alissa 2007-2010
 Hahn, Laurie 1995
Hanewich, Corey 2011-pres.
 Hansen, Ashley 2009-2012
 Hansen, Jacki 2004
 Hanten, Madison 2011-2012
Hassman, Sarah 2009-pres.
 Hixson, Shoney 2004-2006
 Hoffman, Katherine 2003-2005
 Howe, Erin 2005-2008
 Huston, Lindsay 1995-1996

K

Key, Lindsay 2004-2007
 Kobata, Dawn 1995-1998
 Koplitz, Shannon 2007-2010
 Koutz, Melisa 2008-2011

L

Lappin, Lauren 2003-2006
 LeCocq, Maureen 2000-2003
 Lee, Summer 1994-1997
Lombardo, Alyssa 2012-pres.

M

Mackh, Megan 1994-1995
 Marengo, Toni 1994-1995
 McCullough, Becky 2005-2008
 Mendoza, Jessica 1999-2002
Miller, Danielle 2011-pres.
 Millwood, Jamie 2011
 Minder, Brittany 2008-2010
 Moreno, Erikka 2008-2009
 Morris, Catalina 2003-2006

N

Neill, Rosey 2007-2010
 Nelson, Leah 2002-2005
 Nyberg, Tori 2000-2003
 Nydam, Lauren 2005-2007

O

Okinaga, Caryn 1994-1995

P

Penna, Missy 2006-2009
Plaza, Jessica 2013-pres.
 Prong, Michelle 2011-2012
 Pura, Caitlyn 2011-2012

Q

Quimby, Liz 1998

R

Renteria, Amanda 1994-1997
Rich, Jenna 2010-pres.
 Richardson, Kelly 1995
 Rinehart, Jackie 2004-2007
Roulund, Cassandra 2012-pres.
 Rowley, Gemma 1994

S

Schaberg, Kaitlin 2013-pres.
Schmidt, Tegan 2010-pres.
 Schneider, Michelle 1996-1999
 Schroeder, Michelle 2007-2008

Schulman, Jessica 1995-1998
 Severson, Laura 2003-2006
 Shelburne, Ramona 1998-2001
 Shideler, Jenni 1998-2001
 Shook, Heather 2002-2005
 Sickler, Meghan 2002-2005
 Smith, Mary Kate 2009-2010
 Smith, Michelle 2005-2008
 Sorensen, Dana 2000-2004
 Splansky, Deborah 2000
 Starr, Karla 1994-1995
Stevens, Kelsey 2013-pres.
 Stice, Lindsey 2001-2002

T

Thiry, Michelle 2001-2005

U

Unruh, Becky 1995-1998

V

Van Zandt 2010-2011

W

Walker, Robin 1999-2002
 Webb, Angela 1994-1996
Wells, Tylyn 2012-pres.
White, Leah 2012-pres.
White, Nyree 2012-pres.
 Wiginton, Kellie 1997-2000
 Winkelman, Susan 1999-2000
Winter, Hanna 2012-pres.

Y

Yablonski, Kelly 1996-1999

Z

Zutz, Jess 2008



Leah Nelson



2013 STANFORD SOFTBALL

STANFORD RECORD BOOK

CAREER RECORDS

Batting Average

Hanna Winter	2012-	.428
1. Jessica Mendoza	1999-2002	.416
2. Alissa Haber	2007-2010	.407
3. Ashley Hansen	2009-2012	.402
Leah White	2012-	.362
4. Sarah Beeson	1999-2002	.350
5. Jackie Rinehart	2004-2007	.341
6. Lauren Lappin	2003-2006	.337
7. Catalina Morris	2003-2006	.336
Jenna Rich	2010-	.332
Sarah Hassman	2009-	.311
8. Maddy Coon	2006-2009	.303
9. Robin Walker	1999-2002	.296
10. Shannon Koplitz	2007-2010	.292

Hits


1. Jessica Mendoza	1999-2002	327
2. Alissa Haber	2007-2010	309
3. Ashley Hansen	2009-2012	301
4. Catalina Morris	2003-2006	261
5. Sarah Beeson	1999-2002	259
6. Jackie Rinehart	2004-2007	255
7. Lauren Lappin	2003-2006	247
8. Robin Walker	1999-2002	243
9. Kellie Wiginton	1997-2000	218
10. Jessica Allister	2001-2004	217

Doubles

1. Ashley Hansen	2009-2012	81
2. Alissa Haber	2007-2010	72
3. Jessica Mendoza	1999-2002	70
4. Sarah Beeson	1999-2002	66
5. Jessica Allister	2001-2004	47
Maddy Coon	2006-2009	47
7. Robin Walker	1999-2002	46
8. Catalina Morris	2003-2006	45
9. Kira Ching	2000-2003	44
10. Lauren Lappin	2003-2006	43

Triples

1. Ashley Hansen	2009-2012	18
2. Catalina Morris	2003-2006	17
3. Kira Ching	2000-2003	10
4. Jessica Mendoza	1999-2002	9
Alissa Haber	2007-2010	9
6. Michelle Schneider	1996-1999	8
Lauren Lappin	2003-2006	8
Anna Beardman	2005-2008	8
Shannon Koplitz	2007-2010	8
Jenna Rich	2010-	8
10. Kelly Yablonski	1996-1999	5



Alissa Haber

Home Runs

1. Jessica Mendoza	1999-2002	50
2. Michelle Smith	2005-2008	40
3. Rosey Neill	2007-2010	39
4. Catalina Morris	2003-2006	34
5. Jenna Rich	2010-	33
6. Jessica Allister	2001-2004	32
7. Sarah Beeson	1999-2002	28
Maddy Coon	2006-2009	28
9. Kira Ching	2000-2003	24
Alissa Haber	2007-2010	24

Runs Batted In

1. Sarah Beeson	1999-2002	201
2. Jessica Mendoza	1999-2002	188
3. Ashley Hansen	2009-2012	179
4. Michelle Smith	2005-2008	177
5. Jessica Allister	2001-2004	162
Jenna Rich	2010-	162
7. Kira Ching	2000-2003	152
8. Rosey Neill	2007-2010	146
9. Maddy Coon	2006-2009	142
10. Catalina Morris	2003-2006	128

Slugging Percentage (Min. 200 At Bats)

1. Jessica Mendoza	1999-2002	.719
2. Ashley Hansen	2009-2012	.643
3. Alissa Haber	2007-2010	.619
Jenna Rich	2010-	.595
4. Catalina Morris	2003-2006	.570
5. Sarah Beeson	1999-2002	.556
6. Maddy Coon	2006-2009	.529
7. Rosey Neill	2007-2010	.513
8. Michelle Smith	2005-2008	.496
9. Kira Ching	2000-2003	.476
10. Jessica Allister	2001-2004	.473

Runs Scored

1. Jessica Mendoza	1999-2002	230
2. Alissa Haber	2007-2010	200
3. Ashley Hansen	2009-2012	192
4. Catalina Morris	2003-2006	174
5. Lauren Lappin	2003-2006	168
6. Robin Walker	1999-2002	160
7. Maddy Coon	2006-2009	143
8. Kellie Wiginton	1997-2000	135
9 Sarah Hassman	2009-	133
10. Jackie Rinehart	2004-2007	124
Jenna Rich	2010-	123

Stolen Bases

1. Jessica Mendoza	1999-2002	86
2. Sarah Hassman	2009-	82
3. Alissa Haber	2007-2010	56
4. Catalina Morris	2003-2006	43
5. Kira Ching	2000-2003	39
6. Lauren Lappin	2003-2006	31
7. Teagan Gerhart	2010-	28
8. Jackie Rinehart	2004-2007	27
9. Katherine Hoffman	2003-2005	26
10. Tricia Aggabao	2005-2008	25

Walks

1. Maddy Coon	2006-2009	139
2. Rosey Neill	2007-2010	123
3. Sarah Beeson	1999-2002	115
4. Alissa Haber	2007-2010	104
5. Shannon Koplitz	2007-2010	93
6. Ashley Hansen	2009-2012	92
7. Jessica Mendoza	1999-2002	90
8. Erin Howe	2005-2008	89
9. Cassi Brangham	2000-2003	87
10. Michelle Schneider	1996-1999	86

At Bats

1. Robin Walker	1999-2002	820
2. Jessica Mendoza	1999-2002	786
3. Catalina Morris	2003-2006	776
4. Jessica Allister	2001-2004	765
5. Kellie Wiginton	1997-2000	761
6. Alissa Haber	2007-2010	760
7. Jackie Rinehart	2004-2007	748
Ashley Hansen	2009-2012	748
9. Sarah Beeson	1999-2002	739
10. Lauren Lappin	2003-2006	733

Games Played

1. Jessica Allister	2001-2004	266
2. Robin Walker	1999-2002	263
3. Cassi Brangham	2000-2003	262
4. Sarah Beeson	1999-2002	261
5. Jessica Mendoza	1999-2002	259
6. Lauren Lappin	2003-2006	248
7. Catalina Morris	2003-2006	247
8. Kellie Wiginton	1997-2000	246
9. Jackie Rinehart	2004-2007	240
Michelle Smith	2005-2008	240

Fielding Percentage (Min. 300 chances)

1. Jessica Allister	2001-2004	.994
2. Rosey Neill	2007-2010	.993
3. Kellie Wiginton	1997-2000	.990
Maya Burns	2009-2012	.990
5. Melissa Koutz	2008-2011	.989
6. Sarah Beeson	1999-2002	.986
Erin Howe	2005-2008	.986
8. Marcy Crouch	1996-1999	.984
Jenna Becerra	2009-2012	.984
10. Michelle Smith	2005-2008	.980

Putouts

1. Sarah Beeson	1999-2002	1957
2. Rosey Neill	2007-2010	1690
3. Kellie Wiginton	1997-2000	1140
4. Jessica Allister	2001-2004	1103
5. Summer Lee	1994-1997	978
6. Melissa Koutz	2008-2011	963
7. Erin Howe	2005-2008	876
8. Jenni Shideler	1998-2001	709
9. Leah Nelson	2002-2005	573
10. Maya Burns	2009-2012	564

Assists

1. Michelle Schneider	1996-1999	616
2. Robin Walker	1999-2002	587
3. Lauren Lappin	2003-2006	511
4. Michelle Smith	2005-2008	445
5. Ashley Hansen	2009-2012	372
6. Amanda Renteria	1994-1997	363
7. Jennie Foyle	1996-1999	334
8. Kira Ching	2000-2003	320
9. Summer Lee	1994-1997	295
10. Elizabeth Bendig	2001-2004	290

Earned Run Avg.

1. Dana Sorensen	2000-2004	1.05
2. Becky Blevins	1996-1999	1.59
3. Jessica Schulman	1995-1998	1.72
4. Tori Nyberg	2000-2003	1.74
5. Missy Penna	2006-2009	1.82
6. Maureen LeCocq	2000-2003	1.84
7. Lauren Nydam	2005-2007	1.87
8. Marcy Crouch	1996-1999	1.92
9. Jaime Forman-Lau	2000-2001	2.11
Teagan Gerhart	2010-	2.14
10. Laura Severson	2003-2006	2.42



Ashley Hansen

Victories

1. Missy Penna	2006-2009	119
2. Dana Sorensen	2000-2004	105
3. Teagan Gerhart	2010-	80
4. Becky Blevins	1996-1999	70
5. Marcy Crouch	1996-1999	59
6. Tori Nyberg	2000-2003	53
7. Ashley Chinn	2008-2011	52
8. Laura Severson	2003-2006	43
9. Maureen LeCocq	2000-2003	42
Becky McCullough	2005-2008	42

Strikeouts

1. Missy Penna	2006-2009	1,267
2. Dana Sorensen	2000-2004	1,154
3. Teagan Gerhart	2010-	628
4. Becky Blevins	1996-1999	595
5. Tori Nyberg	2000-2003	440
6. Ashley Chinn	2008-2011	427
7. Becky McCullough	2005-2008	293
8. Laura Severson	2003-2006	280
9. Marcy Crouch	1996-1999	264
10. Maureen LeCocq	2000-2003	206

Shutouts

1. Missy Penna	2006-2009	50
2. Becky Blevins	1996-1999	35
3. Dana Sorensen	2000-2004	32
4. Teagan Gerhart	2010-	23
5. Marcy Crouch	1996-1999	22
6. Ashley Chinn	2008-2011	15
7. Tori Nyberg	2000-2003	14
8. Maureen LeCocq	2000-2003	10
Laura Severson	2003-2006	10
10. Jessica Schulman	1995-1998	8

Innings Pitched

1. Missy Penna	2006-2009	1086.1
2. Dana Sorensen	2000-2004	946.2
3. Becky Blevins	1996-1999	874.2
4. Teagan Gerhart	2010-	709.2
5. Marcy Crouch	1996-1999	671.1
6. Tori Nyberg	2000-2003	551.0
7. Ashley Chinn	2008-2011	456.2
8. Becky McCullough	2005-2008	433.1
9. Maureen LeCocq	2000-2002	407.2
10. Laura Severson	2003-2006	398.2



2013 STANFORD SOFTBALL

SINGLE-SEASON RECORDS

Batting Average

1. Ashley Hansen	2011	.495
2. Jessica Mendoza	2000	.475
3. Alissa Haber	2010	.446
4. Alissa Haber	2009	.443
5. Hanna Winter	2012	.428
6. Jessica Mendoza	1999	.415
7. Jessica Mendoza	2001	.405
8. Ashley Hansen	2009	.400
9. Sarah Hassman	2011	.398
10. Summer Lee	1994	.388

Hits

1. Ashley Hansen	2011	95
2. Jessica Mendoza	2000	94
3. Alissa Haber	2009	89
4. Hanna Winter	2012	89
5. Ashley Hansen	2009	84
6. Jessica Mendoza	2001	83
7. Jessica Mendoza	1999	81
8. Jackie Rinehart	2004	80
9. Sarah Beeson	2001	79
10. Alissa Haber	2010	78

Doubles

1. Alissa Haber	2009	26
2. Ashley Hansen	2011	25
3. Ashley Hansen	2009	24
4. Sarah Beeson	2001	23
5. Jessica Mendoza	2000	20
6. Jessica Mendoza	2001	20
7. Jessica Allister	2004	20
8. Robin Walker	2002	18
9. Ashley Hansen	2010	18
10. Sarah Beeson	2000	17
11. Jessica Mendoza	2002	17

Triples

1. Ashley Hansen	2012	8
2. Catalina Morris	2004	6
3. Anna Beardman	2006	5
4. Catalina Morris	2006	5
5. Ashley Hansen	2009	5
6. Kelly Yablonski	1996	4
7. Kira Ching	2003	4
8. Lauren Lappin	2004	4
9. Catalina Morris	2005	4
10. Shannon Koplitz	2009	4
11. Jenna Rich	2012	4



Jessica Mendoza

Home Runs

1. Michelle Smith	2005	19
2. Rosey Neill	2008	19
3. Jessica Mendoza	2001	14
4. Jessica Mendoza	2002	14
5. Jessica Mendoza	2000	13
6. Catalina Morris	2004	13
7. Catalina Morris	2005	13
8. Sarah Beeson	2001	12
9. Jessica Allister	2004	12
10. Jenna Rich	2010	12

Runs Batted In

1. Sarah Beeson	2001	66
2. Jenna Rich	2012	66
3. Jessica Mendoza	1999	57
4. Jessica Allister	2004	55
5. Ashley Hansen	2009	55
6. Michelle Smith	2005	54
7. Sarah Beeson	2000	53
8. Rosey Neill	2008	53
9. Jenna Rich	2011	49
10. Shannon Koplitz	2009	48

Slugging Percentage (Min. 100 At Bats)

1. Ashley Hansen	2011	.797
2. Jessica Mendoza	2000	.783
3. Jessica Mendoza	2001	.737
4. Michelle Smith	2005	.724
5. Alissa Haber	2009	.721
6. Jessica Mendoza	2002	.713
7. Rosey Neill	2008	.713
8. Sarah Beeson	2001	.686
9. Catalina Morris	2005	.670
10. Jenna Rich	2012	.665

Runs Scored

1. Jessica Mendoza	2001	70
2. Jessica Mendoza	2002	65
3. Alissa Haber	2009	61
4. Sarah Hassman	2011	60
5. Jessica Mendoza	2000	57
6. Leah White	2012	54
7. Ashley Hansen	2012	53
8. Jenna Rich	2012	53
9. Lauren Lappin	2005	52
10. Sarah Walker	2002	51
11. Catalina Morris	2004	51
12. Ashley Hansen	2011	51

Stolen Bases

1. Sarah Hassman	2011	35
2. Jessica Mendoza	2001	31
3. Jessica Mendoza	2002	29
4. Alissa Haber	2010	23
5. Sarah Hassman	2010	23
6. Teagan Gerhart	2011	23
7. Jessica Mendoza	2000	20
8. Sarah Hassman	2009	19
9. Katherine Hoffman	2004	18
10. Alissa Haber	2009	18

Walks

1. Maddy Coon	2008	47
2. Erin Howe	2008	38
3. Rosey Neill	2009	37
4. Maddy Coon	2009	34
5. Ashley Hansen	2012	34
6. Sarah Beeson	2002	33
7. Sarah Beeson	2001	32
8. Jessica Mendoza	2001	32
9. Maddy Coon	2006	32
10. Alissa Haber	2008	32

At Bats

1. Jackie Rinehart	2004	225
2. Robin Walker	2001	224
3. Kira Ching	2001	223
4. Robin Walker	2002	217
5. Ashley Hansen	2009	210
6. Hanna Winter	2012	208
7. Catalina Morris	2004	206
8. Alissa Haber	2008	206
9. Jessica Mendoza	2001	205
10. Sarah Beeson	2001	204
11. Lauren Lappin	2004	204

Games Played

1. Sarah Beeson	2001	71
2. Kira Ching	2001	71
3. Jessica Mendoza	2001	71
4. Robin Walker	2001	71
5. Cassi Brangham	2001	69
6. Jessica Allister	2004	68
7. Katherine Hoffman	2004	68
8. Lauren Lappin	2004	68
9. Catalina Morris	2004	68
10. Jackie Rinehart	2004	68

Fielding Percentage (min. 100 chances)

1. Elizabeth Bendig	2005	1.000
2. Jessica Allister	2002	.997
3. Leah Nelson	2005	.997
4. Melissa Koutz	2008	.997
5. Jessica Allister	2003	.996
6. Maya Burns	2012	.996
7. Jenni Shideler	1998	.995
8. Rosey Neill	2010	.994
9. Kelsey Gerhart	2011	.994
10. Kellie Wiginton	1998	.993
11. Sarah Beeson	1999	.993
12. Jessica Allister	2004	.993
13. Erin Howe	2007	.993
14. Rosey Neill	2008	.993

Putouts

1. Jenni Shideler	1998	575
2. Sarah Beeson	1999	568
3. Jessica Allister	2003	534
4. Summer Lee	1997	524
5. Rosey Neill	2008	520
6. Jessica Allister	2004	505
7. Sarah Beeson	2000	500
8. Sarah Beeson	2001	469
9. Rosey Neill	2009	467
10. Sarah Beeson	2002	420

Assists

1. Amanda Renteria	1997	167
2. Michelle Schneider	1998	165
3. Michelle Schneider	1997	164
4. Robin Walker	2000	162
5. Lauren Lappin	2005	160
6. Michelle Schneider	1999	153
7. Michelle Smith	2005	150
8. Robin Walker	2002	148
9. Elizabeth Bendig	2003	145
10. Robin Walker	2001	144

Earned Run Average

1. Dana Sorensen	2001	0.64
2. Dana Sorensen	2000	1.06
3. Dana Sorensen	2003	1.09
4. Missy Penna	2008	1.17
5. Maureen LeCocq	2001	1.20
6. Becky Blevins	1998	1.24
7. Jessica Schulman	1995	1.28
8. Marcy Crouch	1998	1.35
9. Dana Sorensen	2004	1.41
10. Tori Nyberg	2002	1.51



Sarah Beeson

Wins

1. Missy Penna	2008	37
2. Missy Penna	2009	35
3. Dana Sorensen	2004	34
4. Teagan Gerhart	2012	32
5. Dana Sorensen	2001	27
6. Tori Nyberg	2002	26
7. Teagan Gerhart	2011	26
8. Missy Penna	2007	25
9. Becky Blevins	1998	24
10. Dana Sorensen	2000	22
11. Missy Penna	2006	22
12. Teagan Gerhart	2010	22

Strikeouts

1. Missy Penna	2008	416
2. Missy Penna	2009	364
3. Dana Sorensen	2004	358
4. Dana Sorensen	2003	332
5. Missy Penna	2007	308
6. Dana Sorensen	2001	295
7. Teagan Gerhart	2011	250
8. Teagan Gerhart	2012	205
9. Tori Nyberg	2002	203
10. Becky Blevins	1999	186

Shutouts

1. Missy Penna	2009	18
2. Missy Penna	2008	15
3. Dana Sorensen	2001	13
4. Dana Sorensen	2004	13
5. Missy Penna	2007	12
6. Becky Blevins	1999	11
7. Teagan Gerhart	2010	11
8. Becky Blevins	1998	9
9. Teagan Gerhart	2012	9
10. Becky Blevins	1996	8
11. Marcy Crouch	1999	8

Innings Pitched

1. Missy Penna	2008	335.0
2. Dana Sorensen	2004	303.0
3. Missy Penna	2009	294.1
4. Teagan Gerhart	2012	261.2
5. Missy Penna	2007	260.1
6. Teagan Gerhart	2011	257.2
7. Tori Nyberg	2002	240.1
8. Angela Webb	1995	226.2
9. Dana Sorensen	2003	218.1
10. Becky Blevins	1998	214.0

2013 STANFORD SOFTBALL

STANFORD RECORD BOOK

TEAM RECORDS

Batting Average

1.	2012	.318
2.	2011	.300
3.	2010	.297
4.	2006	.296
5.	2009	.294
6.	2005	.293
7.	1999	.281
8.	2000	.279
9.	2008	.277
10.	2002	.273
	2007	.273

Triples

1.	2012	20
2.	2009	16
3.	2005	14
4.	2006	14
5.	2004	13
6.	1996	9
	2010	9
8.	2002	8
	2011	8
10.	1995	7
	1999	7
	2003	7

Slugging Percentage

1.	2005	.487
2.	2009	.456
3.	2012	.454
4.	2010	.445
5.	2011	.442
6.	2008	.434
7.	2002	.416
8.	2006	.409
9.	2007	.396
10.	2001	.392

Walks (Batting)

1.	2008	248
2.	2011	214
3.	2009	201
4.	2002	198
5.	1999	179
6.	2010	176
7.	2001	173
8.	2003	169
9.	2012	162
10.	2007	161

Earned Run Average

1.	2001	1.20
2.	1998	1.30
3.	2008	1.37
4.	2000	1.48
5.	2005	1.62
6.	1999	1.68
7.	2004	1.75
8.	2009	1.80
9.	2003	1.81
10.	2002	1.93

Shutouts

1.	2001	34
2.	1998	25
3.	2004	24
4.	2008	23
	2009	23
6.	1999	22
7.	2003	20
8.	2010	19
	2012	19
10.	2006	18

Hits

1.	2012	502
2.	2004	481
3.	2011	473
4.	1999	472
5.	2001	467
6.	2006	466
7.	2000	463
8.	2005	459
	2009	459
10.	2002	457

Home Runs

1.	2005	67
2.	2008	53
3.	2002	46
4.	2011	45
5.	2001	44
6.	2009	40
7.	2010	36
8.	2003	33
	2004	33
	2007	33

Runs

1.	2012	337
2.	2005	319
3.	2009	308
4.	2002	305
5.	2008	301
6.	1999	296
7.	2011	295
8.	2001	293
9.	2010	274
10.	2006	262

At Bats

1.	2001	1,814
2.	2004	1,783
3.	2003	1,692
4.	1999	1,680
5.	2002	1,677
6.	2000	1,662
7.	2008	1,629
8.	2012	1,581
9.	1997	1,578
	2011	1,578

Wins

1.	2001	54
2.	2004	49
	2008	49
4.	2009	48
5.	2000	45
6.	2002	44
7.	2005	43
8.	2006	42
	2011	42
10.	1998	41
	2003	41

Innings Pitched

1.	2001	477.1
2.	2004	467.0
3.	2003	456.0
4.	2000	441.1
5.	2008	434.0
6.	1999	426.0
7.	2002	425.0
8.	1998	420.2
9.	1997	402.0
10.	2006	399.0

Doubles

1.	2001	102
2.	2009	101
3.	2002	87
4.	2008	86
5.	2010	82
6.	2012	79
7.	2003	76
	2004	76
9.	2000	74
	2005	74

Runs Batted In

1.	2012	298
2.	2005	290
3.	2009	277
4.	2002	275
5.	2008	274
6.	2001	266
	2011	266
8.	1999	255
9.	2010	246
10.	2006	240

Stolen Bases

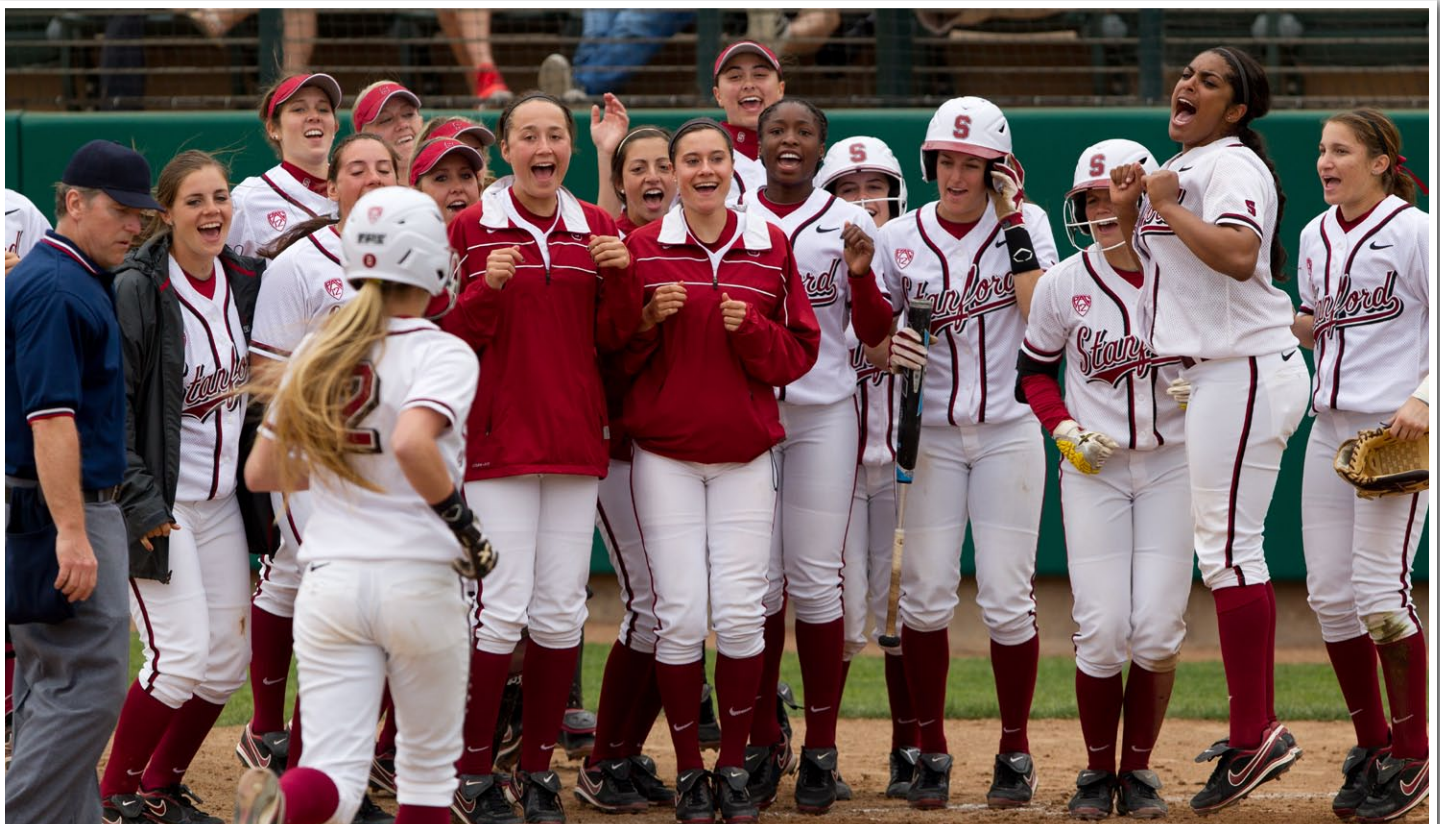
1.	2011	91
2.	2010	82
3.	2001	80
4.	2002	63
	2004	63
	2009	63
7.	2008	60
8.	2000	58
9.	1998	51
10.	2012	49

Fielding Percentage

1.	2005	.979
	2006	.979
3.	2004	.974
	2010	.974
5.	2001	.973
	2011	.973
7.	2003	.972
	2008	.972
9.	2002	.971
	2007	.971
	2009	.971

Strikeouts (Pitching)

1.	2008	513
2.	2003	512
3.	2004	484
4.	2001	483
5.	2009	465
6.	2007	382
7.	2011	367
8.	2000	313
9.	2010	307
10.	2006	297



The 2012 season recorded the best batting average in school history.

2013 STANFORD SOFTBALL

Single Game Records (Since 1997)

Batting

At Bats

1. Kira Ching vs. Arizona (5/6/01) 7
Jessica Mendoza vs. Arizona (5/6/01) 7

Runs

1. Sarah Hassman vs. Utah State (2/18/11) 5
2. Sarah Hassman vs. Santa Clara (5/3/11) 4
Alissa Haber vs. Tennessee (2/25/10) 4
Lauren Lappin vs. Santa Clara (2/5/05) 4
Catalina Morris at Washington (4/24/04) 4
Jessica Mendoza vs. Illinois State (3/6/99) 4

Hits

1. Jackie Rinehart vs. Syracuse (2/24/07) 5
Jackie Rinehart vs. Cal State Northridge (3/5/04) 5
3. Hanna Winter vs. Baylor (5/19/12) 4
Ashley Hansen at Utah (5/11/12) 4
Leah White vs. Indiana (3/2/11) 4
Sarah Hassman vs. Santa Clara (5/3/11) 4
Ashley Hansen at UC Davis (4/26/11) 4
Ashley Hansen at UCLA (4/9/11) 4
Jenna Rich vs. UC Davis (3/22/11) 4
Ashley Hansen vs. Northwestern (2/21/11) 4
Ashley Hansen vs. Utah State (2/18/11) 4
Sarah Hassman vs. Utah State (2/18/11) 4
Ashley Hansen vs. North Texas (2/11/11) 4
Ashley Hansen vs. UC Davis (4/6/10) 4
Alissa Haber vs. Western Kentucky (2/21/09) 4
Jackie Rinehart vs. Oregon State (5/11/07) 4
Alissa Haber at UCLA (5/6/07) 4
Alissa Haber at Oregon (4/1/07) 4
Lauren Lappin vs. Miami (Ohio) (3/10/06) 4
Maddy Coon vs. Texas Tech (2/23/06) 4
Lauren Lappin vs. Birmingham-Southern (2/18/06) 4
Maddy Coon vs. Utah State (2/10/06) 4
Michelle Smith vs. Southern Illinois (5/21/05) 4
Lauren Lappin vs. Santa Clara (2/5/05) 4
Catalina Morris vs. UCLA (5/30/04) 4
Lauren Lappin vs. Fresno State (3/24/04) 4
Kira Ching at Arizona State (5/3/02) 4
Jessica Mendoza vs. Utah (3/3/02) 4
Sarah Beeson at Sacramento State (5/2/01) 4
Sarah Beeson at Cal Poly (4/16/01) 4
Jessica Mendoza at Arizona (4/8/00) 4
Robin Walker vs. UNLV (2/11/00) 4
Jessica Mendoza vs. Portland State (3/23/99) 4

- Jessica Mendoza vs. Illinois State (3/6/99) 4
Michele Acosta vs. Eastern Michigan (2/21/98) 4
Michelle Schneider vs. UCLA (2/19/98) 4

RBI

1. Sarah Beeson vs. Sacramento State (4/25/00) 7
2. Jenna Rich at UCLA (4/10/12) 6
Rosey Neill vs. Pacific (2/16/08) 6
Lauren Lappin vs. Santa Clara (2/5/05) 6
Jessica Mendoza at San Jose State (5/8/02) 6
Sarah Beeson vs. Seton Hall (2/24/01) 6
Jessica Mendoza at San Jose State (5/2/00) 6
Marcy Crouch vs. Northwestern (3/6/99) 6
Shane Anderson vs. Auburn (3/5/99) 6
9. Cassandra Roulund vs. Santa Clara (5/1/12) 5
Jenna Becerra vs. Oregon State (4/14/12) 5
Jenna Rich vs. Cal Poly (3/11/12) 5
Jenna Rich vs. Cal State Northridge (2/11/11) 5
Teagan Gerhart vs. UC Davis (4/6/10) 5
Jenna Rich at Cal State Fullerton (3/5/10) 5
Missy Penna at Oregon (4/1/07) 5
Michelle Smith vs. Texas State (2/23/07) 5
Erin Howe vs. Northwestern State (2/11/07) 5
Leah Nelson at Cal State Fullerton (3/6/05) 5
Jessica Allister vs. Pacific (5/21/04) 5
Kira Ching at Saint Mary's (3/30/02) 5
Jessica Allister vs. Southern Utah (3/2/02) 5
Jessica Allister vs. Utah State (2/16/02) 5
Kira Ching vs. Nebraska (3/3/01) 5
Jessica Mendoza vs. Utah State (4/1/99) 5

Walks

1. Ashley Hansen vs. Arizona (4/2/11) 4
Ashley Hansen vs. California (4/1/10) 4
Maddy Coon vs. St. John's (2/29/08) 4
3. Danielle Miller vs. Washington (5/6/12) 3
Tegan Schmidt at Saint Mary's (3/7/12) 3
Michelle Prong vs. FIU (3/3/12) 3
Ashley Hansen vs. Texas A&M (2/10/12) 3
Michelle Prong at Oregon (5/8/11) 3
Michelle Prong vs. Oregon State (4/15/11) 3
Sarah Hassman vs. Nebraska (2/12/11) 3
Rosey Neill vs. Oregon (4/24/09) 3
Rosey Neill vs. Santa Clara (4/14/09) 3
Jenna Becerra vs. Penn State (3/6/09) 3
Shannon Kopplitz vs. Western Kentucky (2/21/09) 3
Erin Howe at Washington (4/5/08) 3
Alissa Haber at UCLA (4/4/08) 3
Rosey Neill vs. Arizona State (3/30/08) 3
Alissa Haber vs. Texas (2/24/08) 3
Tricia Aggabao vs. Florida Atlantic (2/21/08) 3
Maddy Coon vs. Saint Mary's (2/13/08) 3
Erin Howe vs. Santa Clara (2/16/07) 3
Katherine Hoffman vs. UCSB (3/20/04) 3
Kira Ching vs. Western Michigan (3/6/03) 3
Lauren Lappin vs. Pacific (2/1/03) 3
Leah Nelson vs. Western Michigan (3/7/02) 3
Sarah Beeson vs. Central Michigan (5/18/01) 3
Sarah Beeson vs. Arizona (5/6/01) 3
Sarah Beeson vs. Northwestern (3/6/99) 3
Michelle Schneider vs. Northwestern (3/6/99) 3

Stolen Bases

- Sarah Hassman vs. Oregon State (4/16/11) 3
Sarah Hassman vs. Portland State (2/12/11) 3
Alissa Haber vs. Arizona State (5/1/10) 3
Catalina Morris vs. Western Michigan (3/6/03) 3
Michele Acosta vs. Loyola Marymount (3/27/97) 3

Fielding

Putouts

1. Rosey Neill vs. Cal Poly (3/23/09) 20
Jenni Shideler vs. Cal (4/11/98) 20
3. Jenni Shideler vs. Oregon State (5/9/98) 19
4. Erin Howe vs. Oregon State (5/7/05) 18
Jessica Allister vs. Western Michigan (3/6/03) 18
Rosey Neill at Arizona State (5/8/08) 18
7. Rosey Neill vs. Northwestern (2/10/07) 17
Jessica Allister vs. Long Beach State (3/2/03) 17

Assists

1. Michelle Schneider vs. Pacific (3/20/99) 12
2. Jenni Shideler vs. Santa Clara (2/4/01) 9
3. Missy Penna vs. Arizona (4/29/07) 8
Lauren Lappin at Fresno State (5/21/06) 8
Lauren Lappin at Sacramento State (4/20/05) 8
Robin Walker vs. Cal Poly (3/23/00) 8
Marcy Crouch vs. Oregon State (4/10/99) 8
Marcy Crouch vs. Cal (4/11/98) 8

Pitching

Innings Pitched

1. Teagan Gerhart at UCLA (4/8/11) 13
Missy Penna vs. Arizona State (3/30/08) 13
Dana Sorensen vs. Central Michigan (5/18/00) 13
Marcy Crouch at Long Beach State (3/25/97) 13
5. Teagan Gerhart vs. California (4/1/10) 12
Missy Penna vs. Arizona (4/29/07) 12
7. Missy Penna vs. Washington (3/28/09) 11
Becky Blevins vs. Pacific (2/13/99) 11
9. Becky McCullough vs. Sacramento State (4/20/05) 10.2
Marcy Crouch vs. Cal (4/11/98) 10.2

Strikeouts

1. Missy Penna vs. Cal Poly (3/23/09) 19
2. Missy Penna at Arizona State (5/8/08) 17
3. Missy Penna vs. Northwestern (2/10/07) 16
Dana Sorensen vs. New Mexico (2/16/01) 16
5. Missy Penna vs. Campbell (3/6/08) 15
Dana Sorensen vs. Hawaii (3/26/04) 15
Dana Sorensen vs. Georgia (2/28/03) 15
Dana Sorensen vs. Portland State (3/24/01) 15
Dana Sorensen vs. Central Michigan (5/18/00) 15
10. Teagan Gerhart at Oregon (5/6/11) 14
Teagan Gerhart vs. Cal State Northridge (3/6/11) 14
Missy Penna vs. Lehigh (5/16/08) 14
Missy Penna vs. Florida Atlantic (2/21/08) 14
Missy Penna at San Diego (2/8/08) 14
Missy Penna at Florida International (2/22/07) 14
Dana Sorensen vs. Pacific (5/21/04) 14
Dana Sorensen vs. Utah (5/20/04) 14
Dana Sorensen at Washington (4/25/04) 14
Dana Sorensen vs. Washington (3/9/03) 14
Dana Sorensen vs. Washington (4/1/01) 14
Dana Sorensen at South Florida (3/9/01) 14



Catalina Morris

2013 STANFORD SOFTBALL

STANFORD RECORD BOOK

Multiple Double Games

Michele Acosta (2X): at Cal State Fullerton (3/1/98); at Cal State Fullerton (2/9/97)
Tricia Aggabao (1X): vs. St. John's (2/29/08)
Jessica Allister (2X): at California (4/9/04) (3 doubles); vs. Southern Utah (3/2/02)
Jenna Becerra (1X): vs. Oregon State (4/13/12)
Sarah Beeson (7X): at Oregon State (4/6/02); at UC Riverside (2/14/02); at Sacramento State (5/2/01) (3 doubles); vs. UCSB (3/27/00); vs. Texas A&M-CC (3/20/00); vs. San Francisco State (1/29/00); vs. Cal (4/3/99)
Cassi Brangham (2X): vs. San Diego State (3/22/03); vs. Long Island (3/7/03)
Christina Chao (1X): vs. Saint Mary's (2/14/99)
Kira Ching (1X): vs. Santa Clara (3/19/00)
Maddy Coon (2X): vs. Pacific (2/16/08); vs. Sacramento State (2/13/07)
Marcy Crouch (2X): vs. Harvard (3/24/98); at Oregon (5/10/97)
Jessica Draemel (1X): vs. Western Michigan (3/7/02)
Jennie Foyle (1X): at Oregon (5/8/99)
Alissa Haber (4X): vs. Santa Clara (3/19/10); vs. UC Riverside (2/19/10); vs. Santa Clara (3/21/09); vs. Wagner (2/8/09)
Corey Hanewich (1X): vs. Cal State Northridge (2/10/12)
Ashley Hansen (9X): vs. Santa Clara (5/3/11); at UCLA (4/9/11); vs. Coastal Carolina (3/27/11); vs. Colorado State (2/26/11); vs. Tennessee (2/20/11); vs. Indiana (3/7/10); at CS Fullerton (3/5/10); vs. Tennessee (2/25/10); at Arizona State (4/18/09)
Erin Howe (2X): vs. Ohio State (2/23/08); vs. Long Beach State (2/10/08)
Shannon Koplitz (2X): at Arizona (4/18/10); vs. Oregon (5/10/07)
Melisa Koutz (1X): vs. Wagner (2/8/09)
Lauren Lappin (3X): vs. Wisconsin (3/10/06); at Saint Mary's (4/20/04); vs. UCSB (3/6/04) (3 doubles)
Maureen LeCocq (1X): vs. Massachusetts (2/11/00)
Jessica Mendoza (9X): at Saint Mary's (4/30/02); vs. Utah (3/3/02); vs. Southern Utah (3/2/02); vs. LSU (5/24/01); at Cal Poly (4/16/01); vs. Missouri (3/4/01); at Arizona (4/9/00); at Arizona (4/8/00); vs. Santa Clara (2/10/99)
Catalina Morris (2X): vs. Sacramento State (4/2/03); vs. Illinois (3/8/03)
Jenna Rich (1X): vs. New Mexico State (2/26/12)
Cassandra Roulund (1X): vs. Santa Clara (5/1/12)
Michelle Schneider (3X): vs. Santa Clara (3/21/99); vs. Texas Tech (2/18/99); vs. Iowa State (2/18/99)
Meghan Sickler (2X): vs. Oregon State (5/7/05); at South Florida (2/20/05)
Michelle Smith (2X): vs. Maryland (2/24/06); vs. Birmingham-Southern (2/18/06)
Michelle Thiry (1X): at Sacramento State (5/2/01)
Robin Walker (3X): at Oregon State (4/7/02); at Arizona State (4/7/00); vs. Oregon (4/11/99)
Kellie Wiginton (1X): vs. Cal State Northridge (2/15/98)
Hanna Winter (1X): vs. New Mexico State (2/26/12)

Multiple Triple Games

Anna Beardman (1X): vs. Drake (2/18/06)
Ashley Hansen (1X): vs. Utah State (2/14/09)
Catalina Morris (1X): vs. Santa Clara (2/17/06)

Multiple Home Run Games

Jessica Allister (1X): at Oregon State (5/15/04)
Shane Anderson (1X): vs. Auburn (3/5/99)
Sarah Beeson (3X): vs. Utah (3/3/01); vs. Seton Hall (2/24/01); vs. Sacramento State (4/25/00)
Kira Ching (5X): vs. SW Texas (2/8/03); at Saint Mary's (4/30/02); vs. UNLV (3/1/02); at Arizona State (4/23/01); vs. Nebraska (3/3/01)
Maddy Coon (1X): at Oregon State (5/3/08)
Alissa Haber (2X): vs. Tennessee (2/25/10); vs. St. John's (2/29/08)
Ashley Hansen (1X): at UCLA (4/10/12)
Shannon Koplitz (1X): vs. Penn State (3/6/09)
Lauren Lappin (1X): vs. Santa Clara (2/5/05)
Jessica Mendoza (4X): vs. Florida Atlantic (3/10/02); vs. Illinois-Chicago (2/23/01); at San Jose State (5/2/00); at San Diego State (2/19/00)
Danielle Miller (1X): vs. Portland State (2/12/11)
Catalina Morris (6X): vs. Oregon State (5/8/05); at Sacramento State (4/20/05); at Fresno State (3/28/05); vs. Utah (3/20/05); vs. Santa Clara (2/4/05); at Arizona (4/11/03)
Rosey Neill (3X): vs. Texas Tech (2/7/09); vs. East Carolina (3/23/08); at Oregon (4/1/07)
Leah Nelson (2X): vs. Southern Illinois (5/21/05); at Cal State Fullerton (3/6/05)
Jenna Rich (5X): at UCLA (4/10/12); vs. BYU (2/19/11); vs. Cal State Northridge (2/11/11); at CS Fullerton (3/5/10); vs. Texas A&M CC (2/13/10)
Michelle Smith (4X): vs. Fordham (2/22/08); at UC Davis (5/8/07); vs. Boston College (3/5/05); at South Florida (2/20/05)

Cardinal Grand Slams

Cassandra Roulund vs. Baylor (5/19/12)
Jenna Rich at Arizona State (4/20/12)
Jenna Becerra vs. Oregon State (4/15/12)
Jenna Becerra vs. Oregon State (4/14/12)
Maya Burns vs. Oregon State (4/13/12)
Michelle Prong vs. North Dakota State (2/25/11)
Teagan Gerhart vs. UC Davis (4/6/10)
Maddy Coon vs. Florida Atlantic (2/21/08)
Missy Penna at Oregon (4/1/07)
Michelle Smith at Oregon (4/1/07)
Erin Howe vs. Northwestern State (2/11/07)
Missy Penna vs. Oregon (4/8/06)
Lindsay Key vs. UC Davis (3/26/06)
Michelle Smith at Oregon (4/16/05)
Jackie Rinehart vs. Kentucky (2/12/05)
Lauren Lappin vs. Boston University (2/28/04)
Catalina Morris vs. Oklahoma State (2/27/04)
Cassi Brangham vs. SW Texas (2/8/03)
Jessica Mendoza at San Jose State (5/8/02)
Jessica Mendoza at UC Riverside (2/14/02)
Jessica Mendoza vs. Pacific (5/20/01)
Jessica Mendoza at San Jose State (5/2/00)
Kira Ching vs. Long Beach State (2/19/00)
Jessica Mendoza vs. Utah State (4/1/99)
Marcy Crouch vs. Northwestern (3/6/99)
Shane Anderson vs. Auburn (3/5/99)
Christina Chao vs. Saint Mary's (2/14/99)
Marcy Crouch at Cal State Fullerton (2/9/97)

Cardinal No-Hitters

Ashley Chinn vs. Coastal Carolina (3/27/11)
Teagan Gerhart vs. Saint Mary's (3/20/10)
Teagan Gerhart vs. Princeton (3/20/10)
Teagan Gerhart vs. Santa Clara (3/19/10)
Ashley Chinn vs. San Jose State (4/22/09)
Missy Penna vs. Kansas (2/7/09)
Missy Penna at Massachusetts (5/18/08)
Ashley Chinn vs. Santa Clara (4/15/08)
Ashley Chinn vs. Princeton (3/22/08)
Missy Penna at San Diego (2/8/08)
Missy Penna vs. Saint Mary's (4/11/07)
Missy Penna vs. UC Davis (3/26/06)
Dana Sorensen vs. Hawaii (3/28/04)
Dana Sorensen vs. Washington (3/30/03)
Dana Sorensen vs. Georgia (2/28/03)
Dana Sorensen vs. Portland State (3/24/01)
Dana Sorensen vs. South Carolina (2/25/01)
Maureen LeCocq vs. Long Beach State (2/17/01)
Marcy Crouch vs. Portland State (3/23/99)
Becky Blevins vs. Portland State (3/7/99)
Marcy Crouch vs. Auburn (3/5/99)
Marcy Crouch vs. South Carolina (3/1/99)
Becky Blevins vs. Harvard (3/24/98)
Becky Blevins vs. Saint Mary's (2/12/97)

Cardinal Perfect Games

Ashley Chinn vs. Coastal Carolina (3/27/11)
Teagan Gerhart vs. Santa Clara (3/19/10)
Ashley Chinn vs. Princeton (3/22/08)
Dana Sorensen vs. Hawaii (3/28/04)
Dana Sorensen vs. Portland State (3/24/01)
Maureen LeCocq vs. Long Beach State (2/17/01)
Marcy Crouch vs. Portland State (3/23/99)
Marcy Crouch vs. Auburn (3/5/99)
Marcy Crouch vs. South Carolina (3/1/99)



2013 STANFORD SOFTBALL

YEARLY BATTING LEADERS



Kira Ching led the team in doubles and triples in 2003.

Batting Average

1994	Summer Lee	.388
1995	Summer Lee	.382
1996	Michelle Schneider	.314
1997	Michelle Schneider	.302
1998	Michele Acosta	.331
1999	Jessica Mendoza	.415
2000	Jessica Mendoza	.475
2001	Jessica Mendoza	.405
2002	Sarah Beeson	.376
2003	Lauren Lappin	.328
2004	Lauren Lappin	.358
2005	Catalina Morris	.351
2006	Catalina Morris	.365
2007	Alissa Haber	.365
2008	Alissa Haber	.374
2009	Alissa Haber	.443
2010	Alissa Haber	.446
2011	Ashley Hansen	.495
2012	Hanna Winter	.428

Hits

1994	Summer Lee	40
1995	Summer Lee	63
1996	Michelle Schneider	44
	Amanda Renteria	44
1997	Michelle Schneider	54
1998	Michele Acosta	60
1999	Jessica Mendoza	81
2000	Jessica Mendoza	94
2001	Jessica Mendoza	83
2002	Jessica Mendoza	69
2003	Lauren Lappin	59
2004	Jackie Rinehart	80
2005	Catalina Morris	68
2006	Catalina Morris	72
2007	Alissa Haber	65
2008	Alissa Haber	77
2009	Alissa Haber	89
2010	Alissa Haber	78
2011	Ashley Hansen	95
2012	Hanna Winer	89

Runs

1994	Summer Lee	13
1995	Summer Lee	27
1996	Amanda Renteria	24
1997	Michelle Schneider	31
1998	Michelle Schneider	32
1999	Jessica Mendoza	38
2000	Jessica Mendoza	57
2001	Jessica Mendoza	70
2002	Jessica Mendoza	65
2003	Catalina Morris	38
2004	Catalina Morris	51
2005	Lauren Lappin	52
2006	Lauren Lappin	42
2007	Alissa Haber	40
2008	Alissa Haber	49
2009	Alissa Haber	61
2010	Alissa Haber	50
2011	Sarah Hassman	60
2012	Leah White	54

Doubles

1994	Summer Lee	5
1995	Summer Lee	13
1996	Michele Acosta	8
1997	Marcy Crouch	12
1998	Marcy Crouch	13
1999	Jessica Mendoza	13
	Sarah Beeson	13
2000	Jessica Mendoza	20
2001	Sarah Beeson	23
2002	Robin Walker	18
2003	Kira Ching	14
2004	Jessica Allister	20
2005	Catalina Morris	15
2006	Maddy Coon	13
2007	Alissa Haber	15
2008	Alissa Haber	16
2009	Alissa Haber	26
2010	Ashley Hansen	18
2011	Ashley Hansen	25
2012	Jenna Becerra	14
	Ashley Hansen	14

Triples


1994	Summer Lee	3
1995	Amanda Renteria	2
1996	Kelly Yablonski	4
1997	Michelle Schneider	2
1998	Michelle Schneider	2
1999	Jessica Mendoza	2
	Robin Walker	2
2000	Kira Ching	3
2001	Jessica Mendoza	3
2002	Jessica Mendoza	3
2003	Kira Ching	4
2004	Catalina Morris	6
2005	Catalina Morris	4
2006	Catalina Morris	5
	Anna Beardman	5
2007	Alissa Haber	2
2008	Alissa Haber	2
2009	Ashley Hansen	5
2010	Alissa Haber	2
	Shannon Koplitz	2
	Ashley Hansen	2
	Jenna Rich	2
2011	Ashley Hansen	3
2012	Ashley Hansen	8

Home Runs

1994	Toni Marengo	1
1995	Amanda Renteria	1
	Caryn Okinaga	1
1996	Marcy Crouch	1
	Kelly Yablonski	1
1997	Marcy Crouch	3
1998	Michele Acosta	3
1999	Jessica Mendoza	9
2000	Jessica Mendoza	13
2001	Jessica Mendoza	14
2002	Jessica Mendoza	14
2003	Jessica Allister	11
2004	Jessica Allister	12
2005	Michelle Smith	19
2006	Maddy Coon	9
2007	Michelle Smith	8
2008	Rosey Neill	19
2009	Rosey Neill	9
2010	Jenna Rich	12
2011	Jenna Rich	10
2012	Jenna Rich	11

RBI

1994	Caryn Okinaga	10
1995	Summer Lee	21
1996	Kelly Yablonski	21
1997	Michele Acosta	32
1998	Michele Acosta	37
1999	Jessica Mendoza	57
2000	Sarah Beeson	53
2001	Sarah Beeson	66
2002	Kira Ching	46
2003	Jessica Allister	40
2004	Jessica Allister	55
2005	Michelle Smith	54
2006	Maddy Coon	40
2007	Michelle Smith	44
2008	Rosey Neill	53
2009	Ashley Hansen	55
2010	Jenna Rich	47
2011	Jenna Rich	49
2012	Jenna Rich	66



Amanda Renteria led the team in home runs and triples in 1995, and hits and runs in 1996.

2013 STANFORD SOFTBALL

STANFORD AT THE NCAA TOURNAMENT

1998 (2-2)

NCAA Regional – Stillwater, Okla.
 5/15 vs. SW Missouri St. L, 2-5
 5/16 vs. Florida State W, 1-0
 5/16 vs. SW Missouri St. W, 3-0
 5/17 at Oklahoma State L, 0-4

1999 (0-2)

NCAA Regional – Fresno, Calif.
 5/20 vs. Pacific L, 5-6 (8)
 5/21 at Fresno State L, 2-5

2000 (0-2)

NCAA Regional – Ann Arbor, Mich.
 5/18 vs. Central Michigan L, 1-2 (13)
 5/19 at Michigan L, 4-5
 2001 (6-3)

2001 (6-3)

NCAA Regional – Stanford, Calif.
 5/17 Hofstra W, 4-0
 5/18 Central Michigan W, 6-0
 5/19 Nebraska W, 5-1
 5/20 Pacific L, 0-2
 5/20 Pacific W, 9-1
College World Series – Oklahoma City, Okla.
 5/24 vs. LSU W, 2-1
 5/25 vs. UCLA L, 0-5
 5/26 vs. California W, 1-0
 5/27 vs. Arizona L, 0-1

2002 (1-2)

NCAA Regional – Fresno, Calif.
 5/16 vs. Pacific W, 7-0
 5/17 vs. California L, 0-1
 5/18 vs. CS Fullerton L, 1-4

2003 (1-2)

NCAA Regional – Tuscaloosa, Ala.
 5/15 vs. Chattanooga W, 2-0
 5/16 vs. Southern Illinois L, 1-6
 5/16 vs. Georgia Tech L, 0-1 (9)

2004 (6-3)

NCAA Regional – Stanford, Calif.
 5/20 Utah W, 1-0
 5/21 Pacific W, 7-2
 5/22 Hofstra W, 7-1
 5/22 Hofstra L, 0-1
 5/22 Hofstra W, 3-1
College World Series – Oklahoma City, Okla.
 5/27 vs. UCLA L, 2-8
 5/29 vs. Michigan W, 5-4
 5/29 vs. Oklahoma W, 3-2
 5/30 vs. UCLA L, 1-3 (12)

2005 (3-2)

NCAA Regional – Columbus, Mo.
 5/20 vs. Robert Morris W, 9-0
 5/21 vs. Southern Illinois W, 9-1
 5/22 at Missouri W, 3-2
NCAA Super Regional – Stanford, Calif.
 5/27 Tennessee L, 0-2
 5/28 Tennessee L, 0-6

2006 (4-3)

NCAA Regional – Fresno, CA
 5/19 vs. Tulsa W, 8-0
 5/20 at Fresno State L, 0-3
 5/20 vs. Cal State Fullerton W, 4-1
 5/21 at Fresno State W, 9-3
 5/21 at Fresno State W, 3-0
NCAA Super Regional – Tuscaloosa, Ala
 5/26 at Alabama L, 1-4
 5/27 at Alabama L, 7-8 (8)

2007 (2-2)

NCAA Regional – Stanford, CA
 5/17 Fresno State L, 0-2
 5/18 Cal State Northridge W, 3-0
 5/18 Fresno State W, 1-0
 5/19 LSU L, 5-11

2008 (3-3)

NCAA Regional – Amherst, MA
 5/16 Lehigh W, 4-0
 5/8 Massachusetts W, 3-0
 5/9 Massachusetts L, 2-1
 5/10 Massachusetts W, 6-0
NCAA Super Regional – College Station, TX
 5/24 at Texas A&M L, 6-1
 5/25 at Texas A&M L, 9-4

2009 (4-2)

NCAA Regional – Stanford, CA
 5/15 Portland State W, 10-3
 5/16 Nevada W, 9-1
 5/17 Cal Poly W, 4-0
NCAA Super Regional – Stanford, CA
 5/21 Arizona W, 6-4
 5/22 Arizona L, 7-3
 5/22 Arizona L, 6-5

2010 (1-2)

NCAA Regional – Stanford, CA
 5/21 Texas Tech W, 5-4
 5/22 Hawai'i L, 6-3
 5/22 Texas Tech L, 6-3

NCAA Tournament Record vs. Opponents

Alabama	1-4
Arizona	1-3
Baylor	2-0
California	1-1
Cal Poly	1-0
Cal State Fullerton	1-1
Cal State Northridge	1-0
Central Michigan	1-1
Chattanooga	1-0
Florida State	1-0
Fresno State	4-3
Georgia Tech	0-1
Hawaii	0-1
Hofstra	3-1
Lehigh	1-0
Louisiana-Lafayette	0-2
LSU	1-1
Massachusetts	2-1
Michigan	1-1
Missouri	1-0
Nebraska	2-0
Nevada	1-0
Oklahoma	1-0
Oklahoma State	0-1
Pacific	4-2
Portland State	1-0
Robert Morris	1-0
Southern Illinois	1-1
SW Missouri State	1-1
Tennessee	0-2
Texas A&M	0-2
Texas Tech	1-1
Tulsa	1-0
UCLA	0-3
Utah	1-0
Overall Postseason Record:	39-34 (.534)

2011 (4-2)

NCAA Regional – Stanford, CA
 5/20 Pacific W, 3-0
 5/21 Fresno State W, 3-1
 5/22 Nebraska W, 4-1
NCAA Super Regional – Tuscaloosa, AL
 5/26 at Alabama W, 5-2
 5/27 at Alabama L, 10-0 (5)
 5/27 at Alabama L, 1-0

2012 (2-2)

NCAA Regional – Lafayette, LA
 5/18 Baylor W, 1-0
 5/19 Louisiana-Lafayette L, 9-3
 5/19 Baylor W, 6-2
 5/20 Louisiana-Lafayette L, 6-2



The Cardinal went to the College World Series for the first time in 2001.



2013 STANFORD SOFTBALL

NFCA POLL



Under Head Coach John Rittman, Stanford has appeared in every regular-season NFCA poll for the last decade.

1998

Preseason – None
 Feb. 25 – 17
 Mar. 4 – 17
 Mar. 11 – 15
 Mar. 18 – 14
 Mar. 25 – 14
 Apr. 1 – 13
 Apr. 8 – 12
 Apr. 15 – 12
 Apr. 22 – 9
 Apr. 29 – 9
 May 6 – 9
Final – 12

1999

Preseason – 14
 Mar. 3 – 9
 Mar. 10 – 7
 Mar. 17 – 8
 Mar. 24 – 7
 Mar. 31 – 9
 Apr. 7 – 8
 Apr. 14 – 10
 Apr. 21 – 12
 Apr. 28 – 15
 May 5 – 14
 May 12 – 15
Final – None

2000

Preseason – 21
 Feb. 23 – 11
 Mar. 1 – 9
 Mar. 8 – 9
 Mar. 15 – 10
 Mar. 22 – 8
 Mar. 29 – 8
 Apr. 5 – 9
 Apr. 12 – 9
 Apr. 19 – 12
 Apr. 26 – 11
 May 3 – 10
 May 10 – 9
Final – 18

2001

Preseason – 15
 Feb. 21 – 9
 Feb. 28 – 6
 Mar. 7 – 5
 Mar. 14 – 5
 Mar. 21 – 5
 Mar. 28 – 5
 Apr. 4 – 4
 Apr. 11 – 3
 Apr. 18 – 3
 Apr. 25 – 3
 May 2 – 3
 May 9 – 4
Final – 3

2002

Preseason – 3
 Feb. 20 – 2
 Feb. 27 – 3
 Mar. 6 – 3
 Mar. 13 – 3
 Mar. 20 – 2
 Mar. 27 – 3
 Apr. 3 – 3
 Apr. 10 – 3
 Apr. 17 – 3
 Apr. 24 – 7
 May 1 – 8
 May 8 – 8
Final – 15

2003

Preseason – 14
 Feb. 26 – 11
 Mar. 5 – 12
 Mar. 12 – 11
 Mar. 19 – 12
 Mar. 26 – 12
 Apr. 2 – 13
 Apr. 9 – 16
 Apr. 16 – 15
 Apr. 23 – 16
 Apr. 30 – 15
 May 7 – 17
Final – 23

2004

Preseason – 15
 Feb. 18 – 8
 Feb. 25 – 8
 Mar. 3 – 10
 Mar. 10 – 11
 Mar. 17 – 11
 Mar. 24 – 13
 Mar. 31 – 11
 Apr. 7 – 11
 Apr. 14 – 10
 Apr. 21 – 10
 Apr. 28 – 9
 May 5 – 7
 May 12 – 8
Final – 4

2005

Preseason – 6
 Feb. 16 – 4
 Feb. 23 – 4
 Mar. 2 – 3
 Mar. 9 – 3
 Mar. 16 – 3
 Mar. 23 – 5
 Mar. 30 – 6
 Apr. 6 – 8
 Apr. 13 – 8
 Apr. 20 – 7
 Apr. 27 – 4
 May 4 – 4
 May 11 – 4
Final – 10

2006

Preseason – 7
 Feb. 15 – 7
 Feb. 22 – 6
 Mar. 1 – 6
 Mar. 8 – 5
 Mar. 15 – 5
 Mar. 22 – 5
 Mar. 29 – 6
 Apr. 5 – 9
 Apr. 12 – 7
 Apr. 19 – 6
 Apr. 26 – 6
 May 3 – 9
 May 10 – 10
Final – 12

2007

Preseason – 8
 Feb. 15 – 13
 Feb. 22 – 11
 Mar. 1 – 9
 Mar. 8 – 13
 Mar. 15 – 13
 Mar. 22 – 13
 Mar. 29 – 14
 Apr. 5 – 14
 Apr. 12 – 17
 Apr. 19 – 18
 Apr. 26 – 17

May 3 – 16

May 10 – 16

Final – 20

2008

Preseason – 19
 Feb. 12 – 13
 Feb. 19 – 13
 Feb. 26 – 10
 Mar. 4 – 9
 Mar. 11 – 7
 Mar. 18 – 5
 Mar. 25 – 5
 Apr. 1 – 7
 Apr. 8 – 8
 Apr. 15 – 7
 Apr. 22 – 7
 Apr. 29 – 8
 May 6 – 8
 May 13 – 8
Final – 11

2009

Preseason – 11
 Feb. 10 – 8
 Feb. 17 – 5
 Feb. 24 – 5
 Mar. 3 – 5
 Mar. 10 – 4
 Mar. 17 – 4
 Mar. 24 – 3
 Mar. 31 – 2
 Apr. 7 – 2
 Apr. 14 – 2
 Apr. 21 – 5
 Apr. 28 – 3
 May 5 – 2
 May 12 – 5
Final – 10

2010

Preseason – 10
 Feb. 16 – 11
 Feb. 23 – 10
 Mar. 2 – 10
 Mar. 9 – 9
 Mar. 16 – 10
 Mar. 23 – 9

Mar. 31 – 9

Apr. 6 – 8

Apr. 13 – 8

Apr. 20 – 10

Apr. 27 – 14

May 4 – 15

May 11 – 15

Final – 21

2011

Preseason – 18
 Feb. 15 – 18
 Feb. 22 – 16
 Mar. 1 – 14
 Mar. 8 – 12
 Mar. 15 – 10
 Mar. 22 – 12
 Mar. 29 – 12
 Apr. 5 – 14
 Apr. 12 – 12
 Apr. 19 – 11
 Apr. 26 – 13
 May 3 – 10
 May 10 – 12
 May 17 – 12
Final – 10

2012

Preseason – 9
 Feb. 14 – 8
 Feb. 21 – 14
 Feb. 28 – 11
 Mar. 6 – 10
 Mar. 13 – 9
 Mar. 20 – 9
 Mar. 27 – 13
 Apr. 3 – 14
 Apr. 10 – 15
 Apr. 17 – 16
 Apr. 24 – 19
 May 1 – 19
 May 8 – 15
 May 15 – 16
Final – 21



The 2002 Cardinal reached a program-high No. 2 national ranking on Feb. 20 and matched the mark a month later.



STANFORD SOFTBALL

A TRADITION OF EXCELLENCE



- 15 CONSECUTIVE YEARS IN THE NCAA TOURNAMENT**
- 2 WOMEN'S COLLEGE WORLD SERIES APPEARANCES**
- 7 NCAA REGIONAL CHAMPIONSHIPS**
- 1 CONFERENCE CHAMPIONSHIP**

- 13 40-WIN SEASONS**
- 194 CONSECUTIVE WEEKS IN THE NFCA/USA TODAY POLL**
- 129 WEEKS IN THE NFCA/USA TODAY TOP-10**

- 30 ALL-AMERICA HONORS**
- 55 ALL-PACIFIC REGION SELECTIONS**
- 103 ALL-CONFERENCE AWARDS**
- 2 CONFERENCE PLAYERS OF THE YEAR**
- 6 CONFERENCE DEFENSIVE PLAYERS OF THE YEAR**

- 65 NFCA SCHOLAR-ATHLETE AWARDS**
- 104 CONFERENCE ALL-ACADEMIC AWARDS**
- 12 ESPN ACADEMIC ALL-DISTRICT SELECTIONS**
- 3 ACADEMIC ALL-AMERICANS**

- 2 OLYMPIANS**





2013 STANFORD SOFTBALL

HONORS AND AWARDS

NFCA All-Americans

Michele Acosta	1998 (3rd)
Becky Blevins	1998 (3rd)
Marcy Crouch	1998 (3rd)
Jessica Mendoza	1999 (1st), 2000 (1st), 2001 (1st), 2002 (1st)
Kellie Wiginton	1999 (2nd)
Sarah Beeson	2000 (2nd), 2001 (1st), 2002 (2nd)
Dana Sorensen	2000 (2nd), 2001 (1st), 2004 (1st)
Catalina Morris	2003 (3rd), 2005 (2nd), 2006 (3rd)
Jessica Allister	2004 (2nd)
Lauren Lappin	2004 (2nd), 2005 (3rd)
Michelle Smith	2005 (2nd)
Alissa Haber	2007 (3rd), 2008 (3rd), 2009 (1st), 2010 (1st)
Missy Penna	2008 (3rd), 2009 (1st)
Ashley Hansen	2009 (2nd), 2011 (1st)
Jenna Rich	2012 (3rd)

All-Pacific/West Region Teams

Michele Acosta	1997 (2nd), 1998 (1st)
Michelle Schneider	1997 (2nd), 1999 (1st)
Becky Blevins	1998 (2nd)
Marcy Crouch	1998 (1st)
Jennie Foyle	1998 (2nd)
Kellie Wiginton	1998 (2nd), 1999 (2nd)
Jessica Mendoza	1999 (1st), 2000 (1st), 2001 (1st), 2002 (1st)
Robin Walker	1999 (1st), 2000 (2nd)
Sarah Beeson	2000 (1st), 2001 (1st), 2002 (2nd)
Dana Sorensen	2000 (2nd), 2001 (1st), 2003 (2nd), 2004 (1st)
Jessica Allister	2001 (2nd), 2004 (2nd)
Kira Ching	2002 (1st)
Catalina Morris	2003 (1st), 2004 (2nd), 2005 (1st), 2006 (1st)
Lauren Lappin	2004 (1st), 2005 (2nd), 2006 (2nd)
Jackie Rinehart	2004 (2nd)



Lauren Lappin was a two-time Pac-10 Defensive Player of the Year.

Michelle Smith	2005 (2nd)
Alissa Haber	2007 (2nd), 2008 (1st), 2009 (1st), 2010 (1st)
Missy Penna	2007 (2nd), 2008 (2nd), 2009 (1st)
Maddy Coon	2008 (1st)
Rosey Neill	2008 (1st)
Shannon Koplitz	2009 (1st)
Ashley Hansen	2009 (1st), 2010 (2nd), 2011 (1st)
Teagan Gerhart	2010 (2nd), 2011 (1st), 2012 (2nd)
Sarah Hassman	2011 (1st)
Jenna Rich	2011 (1st), 2012 (1st)
Leah White	2012 (2nd)
Hanna Winter	2012 (2nd)

NFCA Regional Coaching Staff of the Year

John Rittman/Lonni Alameda	1998
John Rittman/Lonni Alameda/ Sara Pickering	2001
John Rittman/Trisha Ford/ Jessica Allister/Michelle Smith	2009

Women's College World Series All-Tournament Team

Jessica Mendoza	2001
Lauren Lappin	2004

Pac-12 Player of the Year

Jessica Mendoza	2000
Ashley Hansen	2011

Pac-12 Defensive Player of the Year

Lauren Lappin	2005, 2006
Rosey Neill	2008, 2009, 2010
Ashley Hansen	2012

Pac-12 Newcomer of the Year

Jessica Mendoza	1999
Ashley Hansen	2009

Pac-12 Coach of the Year

John Rittman	2001, 2004
--------------	------------

All-Pac-12 Teams

Summer Lee	1995 (2nd)
Amanda Renteria	1995 (HM)
Becky Blevins	1996 (2nd), 1997 (HM), 1998 (1st), 1999 (2nd)
Marcy Crouch	1996 (HM), 1997 (2nd), 1998 (2nd), 1999 (HM)
Jennie Foyle	1996 (HM), 1998 (HM)
Michelle Schneider	1996 (2nd), 1997 (2nd), 1998 (HM), 1999 (2nd)
Kellie Wiginton	1997 (HM), 1998 (1st), 1999 (2nd), 2000 (HM)
Michele Acosta	1998 (2nd)
Sarah Beeson	1999 (HM), 2000 (2nd), 2001 (1st), 2002 (1st)
Jessica Mendoza	1999 (1st), 2000 (1st), 2001 (1st), 2002 (1st)
Dana Sorensen	2000 (2nd), 2001 (1st), 2003 (1st), 2004 (1st)
Robin Walker	2000 (2nd), 2001 (HM), 2002 (2nd)
Kira Ching	2001 (HM), 2002 (HM), 2003 (HM)
Jessica Allister	2002 (HM), 2003 (HM), 2004 (1st)
Tori Nyberg	2002 (2nd), 2003 (HM)
Elizabeth Bendig	2003 (HM)
Cassi Brangham	2003 (HM)
Lauren Lappin	2003 (2nd), 2004 (1st), 2005 (1st), 2006 (1st)
Catalina Morris	2003 (2nd), 2004 (2nd), 2005 (1st), 2006 (1st)
Jackie Rinehart	2004 (HM), 2005 (HM), 2006 (HM), 2007 (2nd)
Becky McCullough	2005 (HM), 2006 (HM)
Leah Nelson	2005 (2nd)
Michelle Smith	2005 (1st), 2006 (HM), 2007 (HM), 2008 (HM)
Maddy Coon	2006 (2nd), 2007 (HM), 2008 (2nd), 2009 (HM)
Missy Penna	2006 (HM), 2007 (2nd), 2008 (1st), 2009 (1st)
Tricia Aggabao	2007 (HM), 2008 (HM)
Alissa Haber	2007 (2nd), 2008 (1st), 2009 (1st), 2010 (1st)
Shannon Koplitz	2007 (HM), 2009 (2nd), 2010 (2nd)
Erin Howe	2008 (HM)
Rosey Neill	2008 (1st), 2009 (HM), 2010 (HM)
Ashley Hansen	2009 (1st), 2010 (1st), 2011 (1st), 2012 (1st)
Teagan Gerhart	2010 (HM), 2011 (1st), 2012 (HM)
Jenna Rich	2010 (HM), 2011 (2nd), 2012 (1st)
Ashley Chinn	2011 (HM)
Sarah Hassman	2011 (2nd)
Corey Hanewich	2011 (HM)
Jenna Becerra	2012 (MH)
Maya Burns	2012 (HM)
Leah White	2012 (2nd)
Hanna Winter	2012 (1st)

NFCA Scholar-Athletes

Jennie Foyle	1998, 1999
Liz Quimby	1998
Jessica Schulman	1998
Ramona Shelburne	1998, 1999, 2000, 2001
Kelly Yablonski	1998, 1999
Shane Anderson	1999
Sarah Beeson	1999, 2000, 2001, 2002
Brie Ford	1999
Michelle Schneider	1999
Cassi Brangham	2000, 2001, 2002, 2003

Jaime Forman-Lau	2000
Jessica Draemel	2001
Jenni Shideler	2001
Jessica Mendoza	2002
Tori Nyberg	2002, 2003
Meghan Sickler	2002
Katherine Hoffman	2003, 2004, 2005
Dana Sorensen	2003
Elizabeth Bendig	2005
Shoney Hixson	2005, 2006
Becky McCullough	2005, 2007, 2008
Jackie Rinehart	2005
Catalina Morris	2006
Anna Beardman	2007, 2008
Lauren Nydam	2007
Missy Penna	2007, 2008, 2009
Tricia Aggabao	2008
Autumn Albers	2008, 2009, 2010
Jess Zutz	2008
Christina Goswiller	2009, 2010
Alissa Haber	2009, 2010
Shannon Koplitz	2009, 2010
Erikka Moreno	2009
Jenna Becerra	2010, 2011, 2012
Sarah Hassman	2010, 2011
Maya Burns	2011, 2012
Ashley Chinn	2011
Michelle Prong	2011, 2012
Kelsey Gerhart	2012
Teagan Gerhart	2012
Tegan Schmidt	2012
Hanna Winter	2012

Pac-12 All-Academic Team

Lynn Anderson	1995 (HM), 1996 (2nd)
Toni Marengo	1995 (2nd)
Caryn Okinaga	1995 (2nd)
Amanda Renteria	1995 (2nd), 1996 (HM), 1997 (HM)
Angela Webb	1995 (HM)
Summer Lee	1996 (HM), 1997 (2nd)
Jessica Schulman	1996 (HM)
Jennie Foyle	1997 (HM), 1998 (1st), 1999 (1st)




Michelle Schneider, along with teammate Michele Acosta, was Stanford's first All-Region selection in 1997.



Kellie Wiginton is one of Stanford's 15 four-time All-Pac-10 Selections.

2013 STANFORD SOFTBALL



Rosey Neill was a three-time Pac-10 Defensive Player of the Year.

Dawn Kobata	1997 (2nd), 1998 (2nd)
Shane Anderson	1998 (2nd)
Michelle Schneider	1999 (1st)
Ramona Shelburne	1999 (2nd), 2000 (1st)
Sarah Beeson	2000 (2nd), 2001 (1st), 2002 (1st)
Jenni Shideler	2000 (1st), 2001 (1st)
Robin Walker	2000 (2nd), 2001 (2nd), 2002 (1st)
Kellie Wiginton	2000 (2nd)
Cassi Brangham	2001 (2nd), 2002 (2nd), 2003 (1st)
Kira Ching	2001 (2nd), 2002 (2nd), 2003 (HM)
Maureen LeCocq	2001 (HM), 2002 (2nd), 2003 (HM)
Dana Sorensen	2001 (2nd), 2003 (HM), 2004 (1st)
Jessica Draemel	2002 (1st)
Tori Nyberg	2002 (2nd), 2003 (1st)
Elizabeth Bendig	2003 (HM), 2004 (2nd), 2005 (HM)
Katherine Hoffman	2003 (1st), 2004 (1st), 2005 (1st)
Meghan Sickler	2003 (2nd), 2004 (2nd), 2005 (1st)
Catalina Morris	2004 (2nd), 2005 (HM), 2006 (2nd)
Heather Shook	2004 (2nd)
Jackie Rinehart	2005 (2nd), 2006 (2nd), 2007 (2nd)
Tricia Aggabao	2006 (HM), 2007 (2nd), 2008 (2nd)
Anna Beardman	2006 (HM), 2008 (2nd)
Becky McCullough	2006 (HM), 2007 (1st)
Laura Severson	2006 (HM)
Michelle Smith	2006 (1st), 2007 (HM), 2008 (HM)
Missy Penna	2007 (2nd), 2008 (1st), 2009 (1st)
Shannon Koplitz	2008 (2nd), 2009 (2nd), 2010 (1st)
Autumn Albers	2009 (1st), 2010 (1st)

Brittany Minder	2009 (2nd)
Alissa Haber	2009 (HM), 2010 (2nd)
Maya Burns	2010 (HM), 2011 (HM), 2012 (2nd)
Jenna Becerra	2010 (HM), 2011 (1st), 2012 (1st)
Ashley Chinn	2010 (HM), 2011 (HM)
Sarah Hassman	2010 (HM), 2011 (2nd), 2012 (2nd)
Melisa Koutz	2011 (HM)
Ashley Hansen	2011 (HM), 2012 (HM)
Jaquilyn Edwards	2011 (HM)
Kelsey Gerhart	2011 (HM)
Jenna Rich	2011 (HM), 2012 (HM)
Alix Van Zandt	2011 (HM)
Corey Hanewich	2012 (HM)
Danielle Miller	2012 (HM)
Tegan Schmidt	2012 (HM)

Academic All-Americans

Sarah Beeson	2002
Missy Penna	2009
Alissa Haber	2010

Academic All-District Teams

Jennie Foyle	1999
Sarah Beeson	2000, 2002
Robin Walker	2002
Cassi Brangham	2003
Tori Nyberg	2003
Catalina Morris	2006
Missy Penna	2008, 2009
Shannon Koplitz	2009, 2010
Alissa Haber	2010
Sarah Hassman	2011

NFCA National Player of the Week

Jessica Mendoza	3/8/99, 3/14/01, 3/4/02
Sarah Beeson	2/28/01
Dana Sorensen	4/4/01, 3/31/04
Lauren Lappin	4/19/04
Ashley Hansen	2/17/09
Missy Penna	3/31/09
Missy Penna	5/5/09
Teagan Gerhart	3/23/10



Ashley Hansen was the Collegiate Player of the Year in 2011.

Stanford Team Awards

1997

Most Improved – Kelly Yablonski
Most Inspirational – Amanda Renteria
Rookie of the Year – Kellie Wiginton
Player of the Year – Marcy Crouch

1998

Most Improved – Jennie Foyle
Most Inspirational – Lauren Gellman
Rookie of the Year – Jenni Shideler
Player of the Year – 1998 Team

1999

Most Improved – Ramona Shelburne
Most Inspirational – Sarah Beeson
Rookie of the Year – Jessica Mendoza
Player of the Year – Kellie Wiginton
Coaches Award – Robin Walker

2000

Most Improved – Jenni Shideler
Most Inspirational – Robin Walker
Rookie of the Year – Dana Sorensen
Player of the Year – Jessica Mendoza
Coaches Award – Sarah Beeson

2001

Most Improved – Tori Nyberg
Most Inspirational – Kira Ching
Rookie of the Year – Jessica Allister
Player of the Year – 2001 Team
Coaches Award – Jenni Shideler

2002

Most Improved – Robin Walker/Cassi Brangham
Most Inspirational – Tori Nyberg
Rookie of the Year – Leah Nelson
Player of the Year – Tori Nyberg
Coaches Award – Kira Ching

2003

Most Improved – Elizabeth Bendig
Most Inspirational – Kira Ching
Rookie of the Year – Catalina Morris/Lauren Lappin
Player of the Year – Dana Sorensen
Coaches Award – Cassi Brangham

2004

Most Improved – Leah Nelson
Most Inspirational – Laura Severson
Rookie of the Year – Jackie Rinehart
Player of the Year – Dana Sorensen/Jessica Allister
Coaches Award – Katherine Hoffman

2005

Most Improved – Jackie Rinehart
Most Inspirational – Shoney Hixson
Rookie of the Year – Becky McCullough/Michelle Smith
Player of the Year – Catalina Morris/Lauren Lappin
Coaches Award – Meghan Sickler
Best Defensive Player – Lauren Lappin/Leah Nelson

USA Softball National Player of the Week

Missy Penna	2/12/08
Missy Penna	3/31/09
Teagan Gerhart	3/23/10
Teagan Gerhart	2/27/12

2006

Most Improved – Tricia Aggabao
Most Inspirational – Becky McCullough
Rookie of the Year – Maddy Coon
Player of the Year – Lauren Lappin/Catalina Morris
Coaches Award – Megan Bordelon
Best Defensive Player – Lauren Lappin

2007

Most Improved – Shannon Koplitz
Most Inspirational – Tricia Aggabao
Rookie of the Year – Alissa Haber
Player of the Year – Alissa Haber
Coaches Award – Michelle Smith
Best Defensive Player – Rosey Neill
Pitcher of the Year – Missy Penna

2008

Most Improved – Anna Beardman
Most Inspirational – Autumn Albers
Rookie of the Year – Melisa Koutz
Player of the Year – Alissa Haber/Rosey Neill
Coaches Award – Michelle Smith/Tricia Aggabao
Best Defensive Player – Rosey Neill
Pitcher of the Year – Missy Penna

2009

Most Improved – Shannon Koplitz
Most Inspirational – Autumn Albers
Rookie of the Year – Ashley Hansen
Player of the Year – Alissa Haber
Coaches Award – Maddy Coon
Best Defensive Player – Rosey Neill
Pitcher of the Year – Missy Penna

2010

Most Improved – Sarah Hassman
Most Inspirational – Shannon Koplitz
Rookie of the Year – Teagan Gerhart/Jenna Rich
Player of the Year – Alissa Haber
Coaches Award – Maya Burns/Ashley Hansen
Best Defensive Player – Rosey Neill
Pitcher of the Year – Teagan Gerhart

2011

Most Improved – Corey Hanewich
Most Inspirational – Sarah Hassman
Rookies of the Year – Danielle Miller/Michelle Prong
Player of the Year – Ashley Hansen
Coaches Award – Kelsey Gerhart
Best Defensive Player – Sarah Hassman
Pitcher of the Year – Teagan Gerhart

2012

Most Improved – Jenna Becerra
Most Inspirational – Maya Burns
Rookies of the Year – Leah White/Hanna Winter
Player of the Year – Ashley Hansen/Jenna Rich
Coaches Award – Cassandra Roulund
Best Defensive Player – Ashley Hansen
Pitcher of the Year – Teagan Gerhart



STANFORD ALL-AMERICANS

Stanford has a history of consistently producing All-American softball players, with at least one athlete recognized in each of the last 15 seasons. In six of those years, the Cardinal has had a school-record three players honored. Since 1998, 15 players have combined for 30 All-America awards, including 11 first-team selections.

In 1998, just a season after head coach John Rittman took the reins of the program, a trio of juniors - pitcher Marcy Crouch, pitcher Becky Blevins and designated player Michele Acosta - led Stanford to its first NCAA Tournament and were later recognized as the school's first All-Americans. The next season, Jessica Mendoza arrived on The Farm, and earned the school's inaugural first-team All-America award after hitting .415 with 57 RBI as a rookie. The Stanford left fielder went on to earn three more first-team honors, and became the school's first four-time first-team All-American.

In 2009, Ashley Hansen became the sixth freshman All-American in school history, following in the footsteps of Mendoza (1999), Sorensen (2000), Morris (2003), Michelle Smith (2005) and Alissa Haber (2007).

In 2010, Haber joined Mendoza as Stanford's only four-time All-Americans. Pitcher Dana Sorensen, first baseman Sarah Beeson and outfielder Catalina Morris were three-time All-Americans for the Cardinal. In 2011, Hansen joined Olympian Lauren Lappin and Missy Penna as two-time honorees.

In 2013, the Cardinal returns its lone All-American from the previous season, Jenna Rich, and looks to add to its rich tradition of success.

Stanford All-Americans

- Michele Acosta - 1998
- Becky Blevins - 1998
- Marcy Crouch - 1998
- Jessica Mendoza - 1999, 2000, 2001, 2002
- Kellie Wiginton - 1999
- Sarah Beeson - 2000, 2001, 2002
- Dana Sorensen - 2000, 2001, 2004
- Catalina Morris - 2003, 2005, 2006
- Jessica Allister - 2004
- Lauren Lappin - 2004, 2005
- Michelle Smith - 2005
- Alissa Haber - 2007, 2008, 2009, 2010
- Missy Penna - 2008, 2009
- Ashley Hansen - 2009, 2011
- Jenna Rich - 2012

Three-Time All-American
Sarah Beeson

Michele Acosta

Four-Time All-American
Jessica Mendoza

Becky Blevins

Two-Time All-American
Ashley Hansen



Two-Time All-American Missy Penna



Two-Time All-American
Lauren Lappin



Four-Time All-American Alissa Haber



Marcy Crouch



Three-Time All-American
Catalina Morris



Jessica Allister



Three-Time All-American
Dana Sorensen



Kellie Wiginton



Michelle Smith



Jenna Rich




S STANFORD AND USA SOFTBALL



Jessica Mendoza

John Rittman



Lauren Lappin



Alissa Haber

Stanford softball has a tradition of producing players who go on to compete internationally with the USA Softball program. Over the years, Cardinal players have represented Team USA at such events as the Olympic Games, the U.S. Cup, the ISF World Championships, the Pan Am Games, the World Cup of Softball, the Junior Pan Am Championships, the Junior World Championships, the World University Games, the Japan Cup and the Canada Cup.


Highlighting Stanford's success are its two Olympians, Jessica Mendoza '02 and Lauren Lappin '06. Mendoza, a veteran outfielder for the USA Team, was a key member of the gold medal-winning team in Athens in 2004 and the silver medal-winning team in Beijing in 2008. Mendoza started every game in left field and hit .333 with two doubles, four home runs and nine RBI over the course of the '08 Games. Lappin, an Olympic alternate as a rising junior at Stanford in 2004, was a key utility player for Team USA in Beijing.

Stanford head coach John Rittman was a member of the USA Team coaching staff from 2001-2008, which included coaching in two Olympic Games. Rittman was an assistant coach for the team that captured gold in Athens in 2004, as well as the team that went 8-1 and took home silver in Beijing in 2008.

Former Stanford players Rosey Neill '10, Alissa Haber '10 and Ashley Hansen '12 competed on the USA Junior Team that won gold at the 2007 ISF Junior World Championships in Enschede, Netherlands and the 2006 Junior Pan Am Championships in Puerto Rico. Hansen was the only high school player invited to the U.S. Women's National Team selection camp in September 2007.

During the summer of 2010, Haber, Lappin and Mendoza helped the U.S. Women's National Team capture the gold medal at the KFC World Cup of Softball in Oklahoma City. The trio, along with current Cardinal star Hansen, also led the U.S. to the ISF World Championship crown in Caracas, Venezuela. There, Haber set a new record for most RBI in the World Tournament with 18, breaking Mendoza's previous record of 16.

A number of other Stanford players have competed on USA Elite Teams over the years. Catalina Morris '06 was a member of the 2004 and 2005 USA Elite Teams, with teammate Dana Sorensen '04 joining her on the latter squad. Jackie Rinehart '07 competed on the Elite Team in 2004, and won a gold medal at the World University Games in Taiwan in 2006. Kellie Wiginton '00 was a member of the 1995 USA Junior World Team, while Sarah Beeson '02 was a member of numerous USA National Team pools.



Kellie Wiginton



BOYD AND JILL SMITH FAMILY STADIUM




The Stanford softball team plays its home games at Boyd and Jill Smith Family Stadium, located just south of Sunken Diamond. The first phase of construction was completed prior to the 1997 season, while the second phase, completed in the spring of 2001, included permanent seating, restroom facilities, a new batting cage and a press box. In 2009, the stadium was upgraded with a new outfield wall.

The stadium has a fixed seating capacity of 820 and a total capacity of 1,500, scalable to 3,500. The stadium has fixed, theater-style seating with individual seats. Wheelchair seating is located throughout the facility. The field surface is a bermuda rye blend, mowed to one inch.

Stanford has enjoyed much success at its home park over the years. Since the stadium was built, the Cardinal has gone 341-118-1 (.745) at home, including 19 wins there in 2012. The record for home wins in a season is 31 set during the 2009 campaign. The team annually hosts a number of preseason tournaments, welcoming teams from around the country to compete in its home facility.

Over the last 11 seasons, the stadium has played host to six NCAA Regionals (2001, 2004, 2007, 2009, 2010 and 2011) and two NCAA Super Regionals (2005, 2009). At home, the Cardinal has won 18 postseason contests and captured four regional titles.



2013 STANFORD SOFTBALL

RADIO/TV ROSTER



#2 JENNA RICH
INF/P - R/R - SR - 5-9
El Segundo, CA
(El Segundo)



#3 KAYLA BONSTROM
UTL - L/R - FR - 5-7
Tucson, AZ
(Canyon Del Oro)



#4 SARAH HASSMAN
OF - S/R - RS SR - 5-6
Cupertino, CA
(Monta Vista)



#5 LEAH WHITE
OF - L/R - SO - 5-5
Phoenix, AZ
(Horizon)



#6 CASSANDRA ROULUND
OF - L/L - SO - 5-9
Trabuco Canyon, CA
(Tesoro)



#7 HANNA WINTER
INF - L/R - SO - 5-6
Camarillo, CA
(La Reina)



#9 TEGAN SCHMIDT
INF - L/R - SR - 5-4
Rocklin, CA
(Whitney)



#11 LAUREN DONOVAN
INF - L/L - SO - 5-10
Salem, OR
(South Salem)



#12 ALYSSA LOMBARDO
OF - L/R - SO - 5-7
Bethlehem, PA
(Saucon)



#14 COREY HANEWICH
OF - L/R - JR - 5-7
Bradenton, FL
(Lakewood Ranch)



#15 TEAGAN GERHART
P/INF - R/R - SR - 5-8
Norco, CA
(Norco)



#17 ERIN ASHBY
INF - R/R - SO - 5-8
La Crescenta, CA
(Crescenta Valley)



#18 KELSEY STEVENS
P - R/R - FR - 5-10
Albuquerque, NM
(Volcano Vista)




#21 DANIELLE MILLER
DP/C - L/R - JR - 5-9
Indianapolis, IN
(Triton Central)



#22 JESSICA PLAZA
C - R/R - FR - 5-9
Huntington Beach, CA
(Edison)



#23 KAITLIN SCHABERG
INF - R/R - FR - 5-6
Lee's Summit, MO
(Blue Springs South)



#24 TYLYN WELLS
OF - L/R - SO - 5-5
Concord, CA
(Corondelet)



#29 NYREE WHITE
P/INF - R/R - SO - 5-8
Eugene, OR
(Marist)




JOHN RITTMAN
Head Coach
17th Season
New Mexico State '86



CLAIRE SUA-AMUNDSON
Associate Head Coach
3rd Season
UCLA '05




DANIELLE HENDERSON
Assistant Coach
1st Season
UMass '99



LETICIA OLIVAREZ
Volunteer Assistant Coach
2nd Season
Wisconsin '10



BRANDON MARCELLO
Director of Sports Performance
6th Season



JESSE FREE
Athletic Trainer
3rd Season