

STANFORD

SOCCER

Stanford Athletic Communications
 John Cantalupi • Assistant Director
 Cell: 650.924.8304
 johncan@stanford.edu

vs. North Carolina • College Cup • December 9 • BBVA Compass Stadium • Houston, Texas

RESULTS

overall	14-3-4
home	9-1-2
away	5-1-2
neutral	0-1-0
Pac-12	8-1-1

SCHEDULE

August

13	Sacramento State (Exhibition)	W, 5-0
17	at Cal Poly (Exhibition)	W, 2-1
26	Penn State (P12N)	T, 0-0 (2OT)
28	Saint Mary's (P12N)	T, 2-2 (2OT)

September

2	vs. #4 Notre Dame &	L, 1-2 (2OT)
4	at #5 Indiana &	T, 0-0 (2OT)
10	San Jose State (P12N)	W, 4-1
16	Harvard (P12N)	W, 3-1
18	Omaha	W, 4-0
23	at San Francisco	L, 1-2

October

2	California * (P12N)	W, 1-0
6	at #16 Washington * (P12N)	W, 1-0
9	at Oregon State * (P12N)	W, 1-0 (2OT)
13	#25 San Diego State * (P12N)	W, 3-1
16	#17 UCLA * (P12N)	W, 3-0
20	at San Diego State *	T, 1-1 (2OT)
23	at #24 UCLA * (P12N)	W, 3-2
27	Oregon State * (P12N)	W, 3-0
30	#16 Washington * (P12N)	L, 0-1 (OT)

November

11	at California * (P12N)	W, 2-1 (OT)
20	Pacific %	W, 2-0
27	#16 Virginia %	W, 1-0 (2OT)

December

3	at #7 Louisville % (ESPN3)	W, 2-0
9	vs. #10 North Carolina \$ (ESPNU)	5:45 p.m.
11	College Cup Championship	TBD

* - Pac-12; % - NCAA Tournament; \$ - College Cup

All times Pacific and subject to change;

Home games in Bold;

- Indicates national ranking (NSCAA)

P12N - Game televised on Pac-12 Networks

ESPN3/ESPNU - Game televised on ESPN Networks/WatchESPN

PAC-12 STANDINGS

SCHOOL	TP	PAC-12	PCT.	OVERALL	PCT.
Stanford	25	8-1-1	.850	14-3-4	.762
Washington	18	6-4-0	.600	14-7-0	.667
SDSU	15	4-3-3	.550	9-4-6	.632
UCLA	13	4-5-1	.450	10-8-2	.550
Oregon State	11	3-5-2	.400	7-8-3	.472
California	4	1-8-1	.150	5-10-2	.353

Champion is determined by highest number of points (TP);

Win = 3, Tie = 1, Loss = 0

LOOKING AHEAD » In the College Cup for the second consecutive season and fifth time overall, Pac-12 champion Stanford (14-3-4) heads to Houston for a national semifinal against North Carolina (14-3-3) at BBVA Compass Stadium on Friday, Dec. 9 at 5:45 p.m. PT/ 7:45 p.m. CT. Glenn Davis and Kate Markgraf will have the call on ESPNU and the match will also be carried on WatchESPN.

HISTORY vs. NORTH CAROLINA » The Cardinal and Tar Heels have met once before in a NCAA semifinal in 2001. North Carolina took that one 3-2 in quadruple overtime and beat Indiana 2-0 two days later to claim its first of two national championships in men's soccer. Stanford was up on UNC 2-0 with ten minutes remaining, but the Tar Heels scored twice in a two-minute span to send the match into overtime.

TOURNAMENT HISTORY » The defending NCAA champions are 22-12-4 all-time in the NCAA tournament - 13-2-3 at home, 6-7-0 on the road and 3-3-1 at the College Cup. Its stretch of four consecutive postseason berths is the second longest in program history behind a six-year run from 1997 to 2002. Stanford, which won the program's first national title last year over Clemson, will attempt to become the first back-to-back NCAA champion since Indiana in 2003 and 2004.

SEMIFINAL HISTORY » The Cardinal is one of four teams remaining for the second consecutive season and fifth time overall (2015, 2002, 2001, 1998). Stanford is 2-1-1 all-time in the semifinals, beating Creighton in 2002 (2-1) on a Chad Marshall header and Maryland in 1998 (1-0) on a Lee Morrison goal. After a scoreless 110 minutes in last year's semifinals, Stanford prevailed 8-7 on penalties over Akron. The Cardinal's four-overtime loss to North Carolina in 2001 is its only semifinal defeat.

FIRST CHANCE » Men's soccer has a chance to keep an incredible departmental streak intact. Stanford teams have won 109 NCAA titles and the school owns an active 40-year stretch with at least one NCAA team championship dating back to 1976-77.

GUNN AT THE COLLEGE CUP » Head coach Jeremy Gunn is 2-1-1 at the College Cup. In addition to last year's title, he led Charlotte to the 2011 event in Hoover, Ala. The 49ers beat second-seeded Creighton in penalty kicks (4-1) in one national semifinal before falling to North Carolina, 1-0, in the championship.

POSTSEASON DEFENSE » Stanford has posted shutouts in five straight postseason matches and hasn't allowed a postseason goal in the last 512:17, since Ian Harkes' 70th-minute penalty at Wake Forest in last year's quarterfinals. It hasn't given up a goal in the run play in the postseason in the last 610:34, since Abdi Mohamed (6'2") headed one in for Ohio State in the third round last season at Stanford.

TREE-PEAT » Stanford finished its regular season 11-3-4 overall and 8-1-1 in league action, setting a school record for Pac-12 wins. Stanford's 2016 conference title sits on the mantle alongside championships from 2015, 2014 and 2001. The Cardinal is the second Pac-12 school to win three in a row. UCLA won four consecutive conference crowns from 2002-05.

BEEN AWHILE » Stanford's title is the 14th conference championship in program history, but the first three-peat since it won four straight University and Club Soccer League (UCSL) championships from 1919-23. The Cardinal also won UCCL titles in 1915 and 1916, the California Intercollegiate Conference in 1931, the Northern California Intercollegiate Soccer Conference in 1962 and 1963 and the Mountain Pacific Sports Federation in 1997.

KING OF THE PAC » The Cardinal's Pac-12 record during its three-year run of dominance is 21-3-6 and its overall record since 2014 is 45-8-10.

AMONG THE BEST » The four teams in Houston are the nation's four winningest by percentage the last three seasons. Stanford is second, having won 79.4 percent of its games since 2014 (45-8-10). Denver is first at .798 (46-9-7), North Carolina is third at .774 (44-10-8), Wake Forest is fourth at .754 (44-12-7) and Creighton is fifth at .750 (48-14-6).



GREAT UNDER GUNN » One of four coaches to win NCAA titles in both Division I and Division II, Jeremy Gunn's teams are 64-23-15 (.701) in his four-plus seasons on The Farm. His program is the second-winningest in the nation since 2014 with a .794 winning percentage (45-8-10) and is even better in Pac-12 play, combining to go 21-3-6 (.800) the past three seasons. Gunn, who won his 250th career game against Virginia in the third round, is the third-winningest active Division I coach by percentage. He owns a career record of 251-84-46 (.719), behind only Carlos Somoano at North Carolina (.760) and Ray Reid at UConn (.752).

AMERICAN FOR GOALS » Forward Foster Langsdorf has a career-high 15 goals for the Cardinal in 2016, tied for eighth in program history and the most for a Cardinal since Willie Guicci had 22 in 1981. The management science and engineering major is fourth nationally in total goals, eighth in goals per game (0.71) and leads the country in game-winning goals (8).

DOUBLE-DIGIT GOALS » Jordan Morris led Stanford with 13 goals a season ago. It's the first time since 2000 and 2001 that the Cardinal has had two players put together 10-goal seasons in back-to-back years. Scott Leber (13) and Corey Woolfolk (12) combined for 25 of Stanford's 68 scores in 2000 and Roger Levesque followed that up with his 14 in 2001.

GETTING DEFENSIVE » Stanford has allowed only 14 goals through its first 21 matches, its stingiest defensive effort since it let in 13 through the first 21 games of 2002. The Cardinal has had 11 shutouts each of the past two seasons, its most since 2002 (12).

GETTING DEFENSIVE II » Stanford is among the nation's defensive leaders, ranking eighth in team goals against average (0.62). Continuity has led to Andrew Epstein only being called upon for 53 saves thus far and as a team the Cardinal has made 56, an average of 2.67 per game which is tied for the 13th fewest in the country. Epstein's nine solo shutouts this season are a career high and tied for sixth in program history with John Moore (2009), Robby Fulton (2002) and Chris Helling (1988).

RECORD WATCH » Andrew Epstein is in the conversation with some of Stanford's all-time best goalkeepers. His 22 career solo shutouts are third all-time at Stanford and his career goals against average (0.70) would be second. His 167 career saves are seventh and his 5,910:59 minutes in goal are third. Epstein owns a career record of 45-8-10 (.794) and is tied for seventh among active players in solo shutouts. His 0.634 goals against average this season is 12th in the country and he hasn't allowed a goal in his last 506:04 postseason minutes.

ACADEMIC ALL-AMERICAN » Epstein was named to the 2016 CoSIDA Academic All-America Division I first team on Nov. 22. Epstein, who was on the Academic All-America Division I third team last season, joins Taylor Graham (2002) as the Cardinal's only first team Academic All-Americans in men's soccer. He is an electrical engineering major with a 3.76 GPA.

SENIOR CLASS CANDIDATE » On Nov. 2, co-captain Brian Nana-Sinkam was named one of 10 men's soccer student-athletes selected as a finalist for the 2016 Senior CLASS Award, which recognizes seniors that have notable achievements in four areas of excellence: community, classroom, character and competition.

BAIRD ASSISTS » Corey Baird leads the Cardinal with six assists this season and his 23 in 63 career games rank seventh in Stanford history. The junior tied for second in the nation in assists last season with 13. His 23 career assists are tied for 10th among active NCAA players.

NEW LOOK, SAME STANFORD » A process-oriented bunch, Stanford headed into 2016 with the task of replacing five starters from a year ago, including MAC Hermann Trophy winner Jordan Morris and two-time Pac-12 Defensive Player of the Year Brandon Vincent. Those two, along with Slater Meehan, Ty Thompson and Eric Verso, accounted for 53 percent of the Cardinal's goals (23-of-43), 48 percent of its assists (23-of-48) and 52 percent of its points (69-of-134) last season.

SCORE TWICE AND WIN » Stanford has scored two or more goals in 53 of Jeremy Gunn's 102 matches as Stanford's head coach and is 47-0-6 in those games. The Cardinal hasn't lost when scoring at least two goals since Nov. 11, 2010, when it fell 3-2 at Cal.

STANFORD UNDER GUNN

	<i>All-Time</i>	<i>2016</i>
record	64-23-15	14-3-4
plays at home	37-9-9	9-1-2
plays on the road	26-12-5	5-1-2
plays at a neutral site	1-2-1	0-1-0
scores one goal	18-12-5	4-2-1
scores two goals	25-0-4	3-0-1
scores 3+	22-0-2	7-0-0
shuts out its opponent	37-0-4	9-0-2
allows one goal	24-6-5	4-1-1
allows two goals	4-14-4	1-2-1
allows 3+	0-3-2	0-0-0
goes to overtime	14-6-15	2-2-4
in in a one goal game	34-15-0	6-3-0
in Pac-12 home games	15-5-5	4-1-0
in Pac-12 road games	14-7-4	4-0-1

CAREER NUMBERS

<i>Player</i>	<i>G</i>	<i>A</i>	<i>Pts</i>
Foster Langsdorf	23	6	52
Corey Baird	10	23	43
Tomas Hilliard-Arce	9	2	20
Amir Bashti	6	5	17
Drew Skundrich	4	8	16
Sam Werner	4	4	12
Tanner Beason	3	2	8
Adam Mosharrafa	3	2	8
Bryce Marion	1	4	6
Derek Waldeck	1	3	5
Brian Nana-Sinkam	1	2	4
Jared Gilbey	0	3	3
Adrian Alabi	0	2	2

NSCAA RANKINGS

<i>Rk.</i>	<i>Team</i>	<i>Points</i>
1	Maryland (24)	600
2	Wake Forest	574
3	Clemson	531
4	Denver	509
5	Stanford	491
6	Indiana	436
7	Louisville	421
8	Syracuse	415
9	Charlotte	398
10	North Carolina	379
11	Butler	367
12	Massachusetts-Lowell	335
13	Michigan State	261
14	Washington	209
15	Notre Dame	199
16	Virginia	198
17	Loyola Chicago	193
18	Kentucky	188
19	San Diego State	180
20	Florida Gulf Coast	145
21	Albany	124
22	New Mexico	117
23	Creighton	113
24	Akron	85
25	Wisconsin	66



STARTING XI

8/26 PENN STATE	8/28 SAINT MARY'S	9/2 NOTRE DAME	9/4 INDIANA	9/10 SJSU	9/16 HARVARD
Epstein	Epstein	Epstein	Epstein	Epstein	Epstein
Beason	Beason	Kahl	Beason	Beason	Beason
Hilliard-Arce	Hilliard-Arce	Beason	Hilliard-Arce	Hilliard-Arce	Hilliard-Arce
Nana-Sinkham	Nana-Sinkham	Nana-Sinkham	Nana-Sinkham	Nana-Sinkham	Nana-Sinkham
Mosharrafa	Kahl	Mosharrafa	Mosharrafa	Mosharrafa	Mosharrafa
Werner	Waldeck	Werner	Werner	Werner	Werner
Baird	Hyatt	Baird	Baird	Gilbey	Gilbey
Skundrich	Skundrich	Skundrich	Skundrich	Skundrich	Skundrich
Marion	Marion	Marion	Marion	Marion	Marion
Bashti	Alabi	Bashti	Bashti	Baird	Baird
Langsdorf	Baird	Langsdorf	Langsdorf	Langsdorf	Langsdorf
9/18 OMAHA	9/23 USF	10/2 CAL	10/6 WASHINGTON	10/9 OREGON STATE	10/13 SDSU
Epstein	Epstein	Epstein	Epstein	Epstein	Epstein
Beason	Beason	Beason	Beason	Beason	Beason
Hilliard-Arce	Hilliard-Arce	Hilliard-Arce	Hilliard-Arce	Hilliard-Arce	Hilliard-Arce
Nana-Sinkham	Nana-Sinkham	Nana-Sinkham	Nana-Sinkham	Nana-Sinkham	Nana-Sinkham
Mosharrafa	Mosharrafa	Mosharrafa	Mosharrafa	Mosharrafa	Mosharrafa
Werner	Werner	Waldeck	Waldeck	Waldeck	Waldeck
Gilbey	Gilbey	Gilbey	Gilbey	Gilbey	Gilbey
Skundrich	Skundrich	Skundrich	Skundrich	Skundrich	Skundrich
Marion	Marion	Marion	Marion	Marion	Marion
Baird	Baird	Baird	Baird	Baird	Baird
Langsdorf	Langsdorf	Langsdorf	Langsdorf	Langsdorf	Langsdorf
10/16 UCLA	10/20 SDSU	10/23 UCLA	10/27 OREGON STATE	10/30 WASHINGTON	11/11 CAL
Epstein	Epstein	Epstein	Epstein	Epstein	Epstein
Beason	Beason	Beason	Beason	Beason	Beason
Hilliard-Arce	Hilliard-Arce	Hilliard-Arce	Hilliard-Arce	Hilliard-Arce	Hilliard-Arce
Nana-Sinkham	Nana-Sinkham	Nana-Sinkham	Nana-Sinkham	Nana-Sinkham	Kahl
Mosharrafa	Mosharrafa	Mosharrafa	Mosharrafa	Mosharrafa	Mosharrafa
Waldeck	Waldeck	Waldeck	Waldeck	Waldeck	Waldeck
Gilbey	Gilbey	Gilbey	Gilbey	Gilbey	Gilbey
Skundrich	Skundrich	Skundrich	Skundrich	Skundrich	Skundrich
Marion	Marion	Marion	Marion	Marion	Marion
Baird	Baird	Baird	Baird	Baird	Bashti
Langsdorf	Langsdorf	Langsdorf	Langsdorf	Langsdorf	Langsdorf



STARTING XI

11/20 PACIFIC	11/27 VIRGINIA	12/3 LOUISVILLE
Epstein	Epstein	Epstein
Beason	Beason	Beason
Hilliard-Arce	Hilliard-Arce	Hilliard-Arce
Nana-Sinkham	Nana-Sinkham	Nana-Sinkham
Mosharrafa	Mosharrafa	Mosharrafa
Waldeck	Waldeck	Waldeck
Gilbey	Gilbey	Gilbey
Skundrich	Skundrich	Skundrich
Marion	Marion	Marion
Baird	Baird	Baird
Langsdorf	Langsdorf	Langsdorf



STANFORD STATISTICS

2016 Stanford Men's Soccer Stanford Combined Team Statistics (as of Dec 03, 2016) All games

RECORD:	OVERALL	HOME	AWAY	NEUTRAL
ALL GAMES	14-3-4	9-1-2	5-1-2	0-1
CONFERENCE	8-1-1	4-1	4-0-1	0-0
NON-CONFERENCE	6-2-3	5-0-2	1-1-1	0-1

Date	Opponent	Score	Att.	#	Player	gp	g	a	pts	sh	sh%	sog	sog%	gw	pk-att
Aug 26	PENN STATE	To2 0-0	777	2	Langsdorf, Foster	21	15	2	32	60	.250	36	.600	8	1-1
Aug 28	SAINT MARY'S	To2 2-2	596	10	Baird, Corey	21	3	6	12	35	.086	13	.371	1	0-0
Sep 02	vs #4 Notre Dame	Lo2 1-2	4007	12	Skundrich, Drew	21	4	3	11	44	.091	19	.432	0	0-0
Sep 04	at #5 Indiana	To2 0-0	4081	4	Hilliard-Arce, Tomas	20	4	2	10	27	.148	19	.704	2	0-0
Sep 10	SAN JOSE STATE	w 4-1	914	3	Beason, Tanner	21	3	2	8	8	.375	4	.500	0	1-1
Sep 16	HARVARD	w 3-1	2103	23	Werner, Sam	21	2	3	7	33	.061	11	.333	1	0-0
Sep 18	OMAHA	w 4-0	542	11	Bashti, Amir	21	2	3	7	20	.100	14	.700	1	0-0
Sep 23	at San Francisco	L 1-2	1900	16	Mosharrafa, Adam	21	2	2	6	9	.222	3	.333	1	0-0
* Oct 02	CALIFORNIA	w 1-0	1374	7	Marion, Bryce	21	1	4	6	35	.029	10	.286	0	0-0
* Oct 06	at #16 Washington	w 1-0	1198	29	Waldeck, Derek	21	1	3	5	15	.067	6	.400	0	0-0
* Oct 09	at Oregon State	wo2 1-0	424	15	Gilbey, Jared	20	0	3	3	20	.000	7	.350	0	0-0
* Oct 13	#25 SAN DIEGO STATE	w 3-1	624	8	Nana-Sinkam, Brian	20	0	2	2	3	.000	0	.000	0	0-0
* Oct 16	#17 UCLA	w 3-0	1262	17	Alabi, Adrian	20	0	1	1	6	.000	4	.667	0	0-0
* Oct 20	at San Diego State	To2 1-1	579	5	Hyatt, Colin	10	0	0	0	5	.000	1	.200	0	0-0
* Oct 23	at #24 UCLA	w 3-2	3115	6	Hyman, Trevor	13	0	0	0	3	.000	2	.667	0	0-0
* Oct 27	OREGON STATE	w 3-0	1154	14	Kahl, Justin	13	0	0	0	1	.000	0	.000	0	0-0
* Oct 30	#16 WASHINGTON	Lot 0-1	1171	21	Liberty, Collin	4	0	0	0	0	.000	0	.000	0	0-0
* Nov 11	at California	Wot 2-1	1680	1	Epstein, Andrew	21	0	0	0	0	.000	0	.000	0	0-0
Nov 20	PACIFIC	w 2-0	1403	Total											
Nov 27	#16 VIRGINIA	wo2 1-0	1185	Opponents											
Dec 03	at #7 Louisville	w 2-0	3247	Total											
				Opponents											

TEAM STATISTICS	STAN	OPP
SHOT STATISTICS		
Goals-Shot attempts	38-324	14-199
Goals scored per game	1.81	0.67
Shot pct.	.117	.070
Shots on goal-Attempts	150-324	70-199
SOG pct.	.463	.352
Shots/Game	15.4	9.5
CORNER KICKS	113	72
PENALTY KICKS	2-2	1-1
PENALTIES		
Yellow cards	27	45
Red cards	2	4
ATTENDANCE		
Total	13105	16224
Dates/Avg Per Date	12/1092	8/2028
Neutral Site #/Avg	1/4007	

#	Goalie	GP	Min.	GA	GAAvg	Saves	Pct	W-L-T	Sho
30	Corti, Nico	3	35:04	0	0.00	2	1.000	0-0-0	0/2
1	Epstein, Andrew	21	1987:34	14	0.63	53	.791	14-3-4	9/2
Total		21	2022:38	14	0.62	56	.800	14-3-4	11
Opponents		21	2022:38	38	1.69	112	.747	3-14-4	3

Goals by Period	1st	2nd	OT	OT2	Total
Stanford	14	21	1	2	38
Opponents	4	8	1	1	14

Shots by Period	1st	2nd	OT	OT2	Total
Stanford	143	161	12	8	324
Opponents	83	100	9	7	199

Saves by Period	1st	2nd	OT	OT2	Total
Stanford	20	29	5	2	56
Opponents	47	59	4	2	112

Corners by Period	1st	2nd	OT	OT2	Total
Stanford	48	55	5	5	113
Opponents	35	31	4	2	72

Fouls by Period	1st	2nd	OT	OT2	Total
Stanford	127	140	12	9	288
Opponents	102	114	15	9	240



SEASON/CAREER STATS

2016 Stanford Men's Soccer
Stanford Individual Season/Career Statistics (as of Dec 03, 2016)
All games

##	Player	SEASON								CAREER								
		gp-gs	g	a	pts	sh	sh%	gw	pk-att	gp-gs	g	a	pts	sh	sh%	gw	pk-att	
2	Langsdorf, Foster	21-20	15	2	32	60	.250	8	1-1	•	57-44	23	6	52	121	.190	12	1-1
10	Baird, Corey	21-20	3	6	12	35	.086	1	0-0	•	63-57	10	23	43	94	.106	4	0-0
12	Skundrich, Drew	21-21	4	3	11	44	.091	0	0-0	•	57-44	4	8	16	56	.071	0	0-0
4	Hilliard-Arce, Tomas	20-20	4	2	10	27	.148	2	0-0	•	62-62	9	2	20	61	.148	3	0-0
3	Beason, Tanner	21-21	3	2	8	8	.375	0	1-1	•	21-21	3	2	8	8	.375	0	1-1
23	Werner, Sam	21-7	2	3	7	33	.061	1	0-0	•	42-14	4	4	12	47	.085	2	0-0
11	Bashti, Amir	21-4	2	3	7	20	.100	1	0-0	•	42-5	6	5	17	44	.136	3	0-0
16	Mosharrafa, Adam	21-20	2	2	6	9	.222	1	0-0	•	39-21	3	2	8	12	.250	1	0-0
7	Marion, Bryce	21-21	1	4	6	35	.029	0	0-0	•	30-21	1	4	6	36	.028	0	0-0
29	Waldeck, Derek	21-14	1	3	5	15	.067	0	0-0	•	21-14	1	3	5	15	.067	0	0-0
15	Gilbey, Jared	20-17	0	3	3	20	.000	0	0-0	•	20-17	0	3	3	20	.000	0	0-0
8	Nana-Sinkam, Brian	20-20	0	2	2	3	.000	0	0-0	•	69-65	1	2	4	21	.048	0	0-0
17	Alabi, Adrian	20-1	0	1	1	6	.000	0	0-0	•	35-1	0	2	2	14	.000	0	0-0
5	Hyatt, Colin	10-1	0	0	0	5	.000	0	0-0	•	10-1	0	0	0	5	.000	0	0-0
6	Hyman, Trevor	13-0	0	0	0	3	.000	0	0-0	•	25-0	0	0	0	3	.000	0	0-0
14	Kahl, Justin	13-3	0	0	0	1	.000	0	0-0	•	18-3	0	0	0	2	.000	0	0-0
21	Liberty, Collin	4-0	0	0	0	0	.000	0	0-0	•	7-0	0	0	0	0	.000	0	0-0
1	Epstein, Andrew	21-1	0	0	0	0	.000	0	0-0	•	63-1	0	0	0	0	.000	0	0-0
	Total	144	38	36	112	324	.117	14	2-2									
	Opponents	144	14	13	41	199	.070	3	1-1									

##	Goalie	gp-gs	minutes	ga	gaavg	saves	pct	w	l	t	sho
30	Corti, Nico	3-0	35:04	0	0.00	2	1.000	0	0	0	0
	Career totals	10-0	76:48	0	0.00	3	1.000	0	0	0	0
1	Epstein, Andrew	21-21	1987:34	14	0.63	53	.791	14	3	4	9
	Career totals	63-63	5910:59	46	0.70	167	.784	45	8	10	22
	Total	21	2022:38	14	0.62	56	.800	14	3	4	11
	Opponents	21	2022:38	38	1.69	112	.747	3	14	4	3



Stanford 5, Sacramento State 0 (EX)

August 13, 2016 • Stanford, Calif.

	<u>1</u>	<u>2</u>	<u>F</u>
Sac State	0	0	0
Stanford	4	1	5

Scoring Summary

STAN - Langsdorf (Skundrich), 14:25
 STAN - Hyman (Langsdorf, Baird), 26:49
 STAN - Baird (unassisted), 29:38
 STAN - Langsdorf (unassisted), 32:23
 STAN - Gilbey (Waldeck), 72:51

	<u>STAN</u>	<u>SAC</u>
Shots	15	6
Saves	3	5
Corner Kicks	7	3
Fouls	12	8
Offsides	7	0

Stanford 2, Cal Poly 1 (EX)

August 17, 2016 • San Luis Obispo, Calif.

	<u>1</u>	<u>2</u>	<u>F</u>
Stanford	0	2	2
Cal Poly	0	1	1

Scoring Summary

STAN - Beason (Werner, Skundrich), 62:26
 CP - Olsen (unassisted), 65:04
 STAN - Langsdorf (Hilliard-Arce), 89:51

	<u>STAN</u>	<u>CP</u>
Shots	10	5
Saves	1	4
Corner Kicks	4	0
Fouls	10	13
Offsides	2	2

Stanford 0, Penn State 0 (2OT)

August 26, 2016 • Stanford, Calif.

	<u>1</u>	<u>2</u>	<u>OT</u>	<u>OT2</u>	<u>F</u>
Penn State	0	0	0	0	0
Stanford	0	0	0	0	0

	<u>STAN</u>	<u>PSU</u>
Shots	17	8
Saves	1	6
Corner Kicks	2	2
Fouls	18	14
Offsides	3	0

Attendance..... 777
 Stanford Record..... 0-0-1

Stanford 2, Saint Mary's 2 (2OT)

August 28, 2016 • Stanford, Calif.

	<u>1</u>	<u>2</u>	<u>OT</u>	<u>OT2</u>	<u>F</u>
Saint Mary's	1	1	0	0	2
Stanford	0	2	0	0	2

Scoring Summary

SMC - Mirner (Dougherty), 42:23
 SMC - Dougherty (Svehlik), 45:34
 STAN - Langsdorf (Marion), 77:50
 STAN - Skundrich (Beason), 80:37

	<u>STAN</u>	<u>SMC</u>
Shots	27	11
Saves	2	7
Corner Kicks	11	1
Fouls	20	15
Offsides	2	1

Attendance..... 596
 Stanford Record..... 0-0-2

Notre Dame 2, Stanford 1 (2OT)

September 2, 2016 • Bloomington, Ind.

	<u>1</u>	<u>2</u>	<u>OT</u>	<u>OT2</u>	<u>F</u>
Stanford	1	0	0	0	1
Notre Dame	0	1	0	1	2

Scoring Summary

STAN - Skundrich (Beason), 41:23
 ND - Gallagher (Farina), 85:39
 ND - Aubrey (unassisted), 103:47

	<u>STAN</u>	<u>ND</u>
Shots	9	16
Saves	6	3
Corner Kicks	3	6
Fouls	10	13
Offsides	0	1

Attendance..... 4007
 Stanford Record..... 0-1-2

Stanford 0, Indiana 0 (2OT)

September 4, 2016 • Bloomington, Ind.

	<u>1</u>	<u>2</u>	<u>OT</u>	<u>OT2</u>	<u>F</u>
Stanford	0	0	0	0	0
Indiana	0	0	0	0	0

	<u>STAN</u>	<u>IU</u>
Shots	6	5
Saves	2	4
Corner Kicks	9	5
Fouls	18	5
Offsides	5	0

Attendance..... 4081
 Stanford Record..... 0-1-3

Stanford 4, San Jose State 1

September 10, 2016 • Stanford, Calif.

	<u>1</u>	<u>2</u>	<u>F</u>
San Jose State	0	1	1
Stanford	1	3	4

Scoring Summary

STAN - Baird (Marion), 31:54
 SJSU - Romero (Colunga), 51:11
 STAN - Mosharrafa (unassisted), 66:08
 STAN - Langsdorf (Hilliard-Arce, Mosharrafa), 67:07
 STAN - Skundrich (Bashti), 83:18

	<u>STAN</u>	<u>SJSU</u>
Shots	13	7
Saves	0	6
Corner Kicks	5	4
Fouls	10	9
Offsides	3	1

Attendance..... 914
 Stanford Record..... 1-1-3

Stanford 3, Harvard 1

September 16, 2016 • Stanford, Calif.

	<u>1</u>	<u>2</u>	<u>F</u>
Harvard	0	1	1
Stanford	3	0	3

Scoring Summary

STAN - Beason (penalty kick), 0:31
 STAN - Langsdorf (unassisted), 5:37
 STAN - Langsdorf (penalty kick), 8:25
 HARV - Freeman (penalty kick), 79:12

	<u>STAN</u>	<u>HARV</u>
Shots	21	7
Saves	2	6
Corner Kicks	2	3
Fouls	19	12
Offsides	3	2

Attendance..... 2103
 Stanford Record..... 2-1-3



Stanford 4, Omaha 0

September 18, 2016 • Stanford, Calif.

	<u>1</u>	<u>2</u>	<u>F</u>
Omaha	0	0	0
Stanford	2	2	4

Scoring Summary

STAN - Baird (Langsdorf, Nana-Sinkam), 27:54
 STAN - Beason (unassisted), 44:10
 STAN - Langsdorf (Marion), 56:19
 STAN - Langsdorf (Skundrich), 69:51

	<u>STAN</u>	<u>OMAHA</u>
Shots	21	2
Saves	1	7
Corner Kicks	2	1
Fouls	17	12
Offsides	4	3

Attendance.....542
 Stanford Record.....3-1-3

San Francisco 2, Stanford 1

September 23, 2016 • San Francisco, Calif.

	<u>1</u>	<u>2</u>	<u>F</u>
Stanford	0	1	1
San Francisco	1	1	2

Scoring Summary

USF - Ruiz (Ramos), 36:50
 USF - Garrett (Ramos, Lombardi), 55:52
 STAN - Team (own goal), 85:09

	<u>STAN</u>	<u>USF</u>
Shots	8	14
Saves	2	6
Corner Kicks	5	5
Fouls	8	13
Offsides	3	0

Attendance.....1900
 Stanford Record.....3-2-3

Stanford 1, California 0

October 2, 2016 • Stanford, Calif.

	<u>1</u>	<u>2</u>	<u>F</u>
California	0	0	0
Stanford	0	1	1

Scoring Summary

STAN - Langsdorf (Gilbey, Nana-Sinkam), 46:48

	<u>STAN</u>	<u>CAL</u>
Shots	18	13
Saves	4	6
Corner Kicks	4	2
Fouls	14	16
Offsides	4	2

Attendance.....1374
 Stanford Record.....4-2-3, 1-0-0

Stanford 1, Washington 0

October 6, 2016 • Seattle, Wash.

	<u>1</u>	<u>2</u>	<u>F</u>
Stanford	0	1	1
Washington	0	0	0

Scoring Summary

STAN - Bashti (Werner), 77:01

	<u>STAN</u>	<u>WASH</u>
Shots	4	6
Saves	1	1
Corner Kicks	1	7
Fouls	11	8
Offsides	1	1

Attendance.....1198
 Stanford Record.....5-2-3, 2-0-0

Stanford 1, Oregon State 0 (2OT)

October 9, 2016 • Corvallis, Ore.

	<u>1</u>	<u>2</u>	<u>OT</u>	<u>OT2</u>	<u>F</u>
Stanford	0	0	0	1	1
Oregon State	0	0	0	0	0

Scoring Summary

STAN - Hilliard-Arce (Werner), 104:01

	<u>STAN</u>	<u>OSU</u>
Shots	15	6
Saves	3	5
Corner Kicks	11	2
Fouls	15	19
Offsides	5	1

Attendance.....424
 Stanford Record.....6-2-3, 3-0-0

Stanford 3, San Diego State 1

October 13, 2016 • Stanford, Calif.

	<u>1</u>	<u>2</u>	<u>F</u>
San Diego State	0	1	1
Stanford	1	2	3

Scoring Summary

STAN - Langsdorf (Baird), 6:50
 STAN - Hilliard-Arce (Baird), 64:20
 SDSU - Pelaez (unassisted), 75:27
 STAN - Waldeck (Bashti), 76:36

	<u>STAN</u>	<u>SDSU</u>
Shots	14	12
Saves	3	5
Corner Kicks	9	5
Fouls	15	5
Offsides	0	2

Attendance.....624
 Stanford Record.....7-2-3, 4-0-0

Stanford 3, UCLA 0

October 16, 2016 • Stanford, Calif.

	<u>1</u>	<u>2</u>	<u>F</u>
UCLA	0	0	0
Stanford	0	3	3

Scoring Summary

STAN - Werner (Baird), 65:55
 STAN - Beason (unassisted), 75:31
 STAN - Mosharrafa (unassisted), 79:44

	<u>STAN</u>	<u>UCLA</u>
Shots	20	11
Saves	3	8
Corner Kicks	6	3
Fouls	16	9
Offsides	1	0

Attendance.....1262
 Stanford Record.....8-2-3, 5-0-0

Stanford 1, San Diego State 1 (2OT)

October 20, 2016 • San Diego, Calif.

	<u>1</u>	<u>2</u>	<u>OT</u>	<u>OT2</u>	<u>F</u>
Stanford	0	1	0	0	1
San Diego State	1	0	0	0	1

Scoring Summary

SDSU - Macias (Adams, Callahan), 18:26
 STAN - Marion (Baird, Alabi), 60:46

	<u>STAN</u>	<u>SDSU</u>
Shots	15	10
Saves	4	7
Corner Kicks	8	3
Fouls	17	10
Offsides	6	0

Attendance.....579
 Stanford Record.....8-2-4, 5-0-1



Stanford 3, UCLA 2

October 23, 2016 • Los Angeles, Calif.

	<u>1</u>	<u>2</u>	<u>F</u>
Stanford	2	1	3
UCLA	1	1	2

Scoring Summary

UCLA - Vobejda (Iloski, Hernandez), 20:15
 STAN - Skundrich (Marion, Werner), 40:24
 STAN - Hilliard-Arce (Gilbey), 41:36
 UCLA - Iloski (Adekoya), 59:30
 STAN - Langsdorf (Baird, Skundrich), 65:28

	<u>STAN</u>	<u>UCLA</u>
Shots	14	10
Saves	1	6
Corner Kicks	7	1
Fouls	11	10
Offsides	2	1

Attendance..... 3115
 Stanford Record.....9-2-4, 6-0-1

Stanford 3, Oregon State 0

October 27, 2016 • Stanford, Calif.

	<u>1</u>	<u>2</u>	<u>F</u>
Oregon State	0	0	0
Stanford	2	1	3

Scoring Summary

STAN - Langsdorf (Baird), 23:49
 STAN - Langsdorf (Waldeck), 28:05
 STAN - Baird (Langsdorf), 50:48

	<u>STAN</u>	<u>OSU</u>
Shots	13	9
Saves	4	3
Corner Kicks	3	3
Fouls	11	13
Offsides	5	2

Attendance..... 1154
 Stanford Record.....10-2-4, 7-0-1

Washington 1, Stanford 0 (OT)

October 30, 2016 • Stanford, Calif.

	<u>1</u>	<u>2</u>	<u>OT</u>	<u>F</u>
Washington	0	0	1	1
Stanford	0	0	0	0

Scoring Summary

WASH - Schmidt (Bwana), 91:20

	<u>STAN</u>	<u>WASH</u>
Shots	18	14
Saves	2	8
Corner Kicks	5	1
Fouls	14	13
Offsides	0	1

Attendance..... 1171
 Stanford Record.....10-3-4, 7-1-1

Stanford 2, California 1 (OT)

November 11, 2016 • Berkeley, Calif.

	<u>1</u>	<u>2</u>	<u>OT</u>	<u>F</u>
Stanford	1	0	1	2
California	0	1	0	1

Scoring Summary

STAN - Bashti (unassisted), 7:25
 CAL - Long (unassisted), 55:01
 STAN - Langsdorf (Skundrich, Waldeck), 97:53

	<u>STAN</u>	<u>CAL</u>
Shots	16	8
Saves	1	10
Corner Kicks	8	2
Fouls	12	7
Offsides	1	0

Attendance..... 1680
 Stanford Record.....11-3-4, 8-1-1

Stanford 2, Pacific 0

November 20, 2016 • Stanford, Calif.

	<u>1</u>	<u>2</u>	<u>F</u>
Pacific	0	0	0
Stanford	1	1	2

Scoring Summary

STAN - Langsdorf (Bashti), 36:49
 STAN - Hilliard-Arce (Gilbey), 69:25

	<u>STAN</u>	<u>UOP</u>
Shots	22	9
Saves	2	6
Corner Kicks	7	5
Fouls	8	9
Offsides	1	1

Attendance..... 1403
 Stanford Record.....12-3-4

Stanford 1, Virginia 0 (2OT)

November 27, 2016 • Stanford, Calif.

	<u>1</u>	<u>2</u>	<u>OT</u>	<u>OT2</u>	<u>F</u>
Virginia	0	0	0	0	0
Stanford	0	0	0	1	1

Scoring Summary

STAN - Langsdorf (Hilliard-Arce, Mosharrafa), 105:38

	<u>STAN</u>	<u>UVA</u>
Shots	17	9
Saves	4	3
Corner Kicks	2	8
Fouls	17	17
Offsides	1	0

Attendance..... 1185
 Stanford Record.....13-3-4

Stanford 2, Louisville 0

December 3, 2016 • Louisville, Ky.

	<u>1</u>	<u>2</u>	<u>F</u>
Stanford	0	2	2
Louisville	0	0	0

Scoring Summary

STAN - Langsdorf (Waldeck), 63:21
 STAN - Werner (unassisted), 78:20

	<u>STAN</u>	<u>LOU</u>
Shots	6	12
Saves	4	3
Corner Kicks	3	3
Fouls	7	11
Offsides	4	1


Attendance..... 3247
 Stanford Record.....14-3-4



TV/RADIO ROSTER



#1 • ANDREW EPSTEIN
GK • 6-0 • RS JR
FORT COLLINS, COLO.
POUDRE



#2 • FOSTER LANGSDORF
F • 5-10 • JR
VANCOUVER, WASH.
MOUNTAIN VIEW



#3 • TANNER BEASON
D • 6-0 • RS FR
WINSTON-SALEM, N.C.
FORSYTH COUNTRY DAY



#4 • TOMAS HILLIARD-ARCE
D • 6-1 • JR
MATTHEWS, N.C.
PROVIDENCE DAY SCHOOL



#5 • COLIN HYATT
MF • 6-4 • RS FR
SANTA BARBARA, CALIF.
SANTA BARBARA



#6 • TREVOR HYMAN
MF • 5-10 • SR
IRVINE, CALIF.
VISTA GRANDE



#7 • BRYCE MARION
MF • 5-8 • JR
CYPRESS, TEXAS
CY RANCH



#8 • BRIAN NANA-SINKAM
D • 6-0 • SR
LITITZ, PA.
MANHEIM TOWNSHIP



#10 • COREY BAIRD
F • 6-0 • JR
ESCONDIDO, CALIF.
VISTA GRANDE




#11 • AMIR BASHTI
F • 5-9 • SO
CUPERTINO, CALIF.
MONTA VISTA




#12 • DREW SKUNDRICH
MF • 5-11 • JR
LANCASTER, PA.
HEMPFIELD



#14 • JUSTIN KAHL
D • 6-0 • SO
CHARLOTTE, N.C.
PROVIDENCE DAY



#15 • JARED GILBEY
MF • 5-8 • FR
NEW YORK, N.Y.
NYC LAB SCHOOL




#16 • ADAM MOSHARRAFA
D • 6-2 • RS SO
PARADISE VALLEY, ARIZ.
BROPHY



#17 • ADRIAN ALABI
F • 5-11 • RS SR
SNELLVILLE, GA.
BROOKWOOD



#18 • MARC JOSHUA
MF • 5-11 • FR
MENLO PARK, CALIF.
INTERNATIONAL



#19 • KYLE CASEY
MF • 5-7 • FR
FAIRFIELD, CONN.
FAIRFIELD WARDE



#20 • CHARLIE FURRER
GK • 6-2 • RS FR
GEORGETOWN, TEXAS
LONE STAR



#21 • COLLIN LIBERTY
D • 6-0 • RS SO
VAN NUYS, CALIF.
CLEVELAND



#22 • QUENTIN CHI
MF • 5-10 • FR
SEATTLE, WASH.
LAKESIDE SCHOOL



#23 • SAM WERNER
MF • 5-10 • RS SO
BOZEMAN, MONT.
BOZEMAN



#29 • DEREK WALDECK
MF • 5-8 • FR
NEWHALL, CALIF.
HART



#30 • NICO CORTI
GK • 6-2 • RS JR
WESTLAKE VILLAGE, CALIF.
AGOURA



JEREMY GUNN
HEAD COACH



NICK KIRCHHOF
ASSISTANT COACH



OIGE KENNEDY
ASSISTANT COACH



CHARLES RODRIGUEZ
VOLUNTEER ASSISTANT

