



STANFORD MEN'S BASKETBALL



@STANFORDMBB #GOSTANFORD

CONTACT: Zach Reynolds | 541.419.0615 | zreynold@stanford.edu

2022-23 SCHEDULE AND RESULTS

NOVEMBER

7 (Mon)	Pacific	W, 88-78	P12NET
11 (Fri)	Wisconsin (1)	L, 50-60	FS1
15 (Tue)	#17/19 San Diego State	L, 62-74	P12NET
18 (Fri)	Cal Poly	W, 80-43	P12NET
24 (Thu)	Ole Miss (2)	L, 68-72	ESPNU
25 (Fri)	Florida State (2)	W, 70-60	ESPNEWS
27 (Sun)	Memphis (2)	L, 48-56	ESPNU

DECEMBER

1 (Thu)	#21/21 UCLA *	L, 66-80	ESPN2
4 (Sun)	at Arizona State *	4 p.m.	ESPN2
16 (Fri)	Green Bay	5 p.m.	P12NET
18 (Sun)	Texas (3)	10 a.m.	ESPN
22 (Thu)	Loyola Chicago (4)	7 p.m.	P12NET
29 (Thu)	Colorado *	8 p.m.	ESPN2/U
31 (Sat)	Utah *	1 p.m.	P12NET

JANUARY

6 (Fri)	at California *	6 p.m.	ESPNU
12 (Thu)	at Washington *	8 p.m.	FS1
14 (Sat)	at Washington State *	5 p.m.	P12NET
19 (Thu)	Oregon State *	8 p.m.	P12NET
21 (Sat)	Oregon *	8 p.m.	FS1
25 (Wed)	Chicago State	7 p.m.	P12NET
28 (Sat)	California *	7 p.m.	ESPN2/U

FEBRUARY

2 (Thu)	at Utah *	5 p.m.	P12NET
5 (Sun)	at Colorado *	4 p.m.	FS1
9 (Thu)	Arizona State *	7 p.m.	FS1
11 (Sat)	Arizona *	TBA	ESPN/2
16 (Thu)	at UCLA *	8 p.m.	ESPN2
18 (Sat)	at USC *	TBA	ESPN2/U
23 (Thu)	Washington State *	8 p.m.	P12NET
26 (Sun)	Washington *	TBA	FS1

MARCH

2 (Thu)	at Oregon State *	6 p.m.	P12NET
4 (Sat)	at Oregon *	1 p.m.	CBS

* Pac-12 game

Bold indicates home game

- (1) at American Family Field, Milwaukee, Wis.
 - (2) at ESPN Wide World of Sports, Orlando, Fla.
 - (3) at American Airlines Center, Dallas, Texas
 - (4) at Kaiser Permanente Arena, Santa Cruz, Calif.
- All times listed PT



STANFORD
3-5, 0-1 Pac-12



ARIZONA STATE
7-1, 1-0 Pac-12

SETTING THE SCENE

Stanford will face its first true road opponent this season, and its fifth away from Maples Pavilion, with a trip to Tempe to face Arizona State on Sunday, Dec. 4. The action begins at 4 p.m. PT on ESPN2.

THE OPENING TIP

- The Cardinal is 3-5 (0-1 Pac-12) to open the campaign, including home wins over Pacific (88-78) and Cal Poly (80-43) and a win over Florida State (70-60).
- Through eight games, Spencer Jones leads the team with 11.7 points per game, while Michael Jones is also in double figures at 10.3 points per game. Spencer Jones had 18 points in the Pac-12 opener.
- Harrison Ingram, who was Stanford's first Pac-12 Freshman of the Year since Casey Jacobsen in 2000, withdrew his name from the 2022 NBA Draft to return to The Farm for his sophomore campaign. He is averaging 9.9 points, 4.9 rebounds and a team-best 3.0 assists per game.
- The Cardinal returns eight of its top nine rotation players from a year ago, ranking seventh nationally in minutes continuity, per KenPom, while also bringing in the program's first transfer in 12 years and the first graduate transfer in program history in Michael Jones (Davidson). Jones had a debut to remember in the season opener, with his 31 points the most by a Stanford player in his team debut on record.
- Stanford won the series with Arizona State a year ago, 2-1, winning in the Bay Area as Brandon Angel sealed the game with three clutch free throws while James Keefe sent the Sun Devils home in the Pac-12 Tournament with a buzzer-beating floater from the middle of the lane.

PRESEASON PROGNOSTICATION

Stanford was picked fifth in the Pac-12's preseason poll, earning one first place vote while slotting in behind UCLA, Arizona, Oregon and USC. Spencer Jones and Harrison Ingram were each on the Pac-12 preseason first team, with Stanford joining only UCLA and USC with multiple players on the first team. Ingram also earned a selection to the Julius Erving Small Forward of the Year watch list for the second consecutive season, as well as nods to the Naismith Trophy and Wooden Award watch lists.

The Cardinal opened Pac-12 play with UCLA at home Dec. 1 (L, 66-80) and has its first road contest of the year at Arizona State Dec. 4.

POSSIBLE STARTERS

No.	Player	Pos.	Ht.	Wt.	Yr.	PPG	RPG	APG
1	Isa Silva	G	6-4	190	So.	4.3	0.9	1.1
14	Spencer Jones	F	6-7	225	Sr.	11.7	3.9	1.1
23	Brandon Angel	F	6-8	240	Jr.	8.4	3.6	0.9
42	Maxime Raynaud	F	7-1	250	So.	7.1	5.6	0.6
55	Harrison Ingram	F	6-7	230	So.	9.9	4.9	3.0

OFF THE BENCH

2	Roy Yuan	G	6-1	170	Sr.	-	-	-
3	Jarvis Moss	G	6-4	200	So.	2.0	1.7	0.3
5	Michael O'Connell	G	6-2	195	Jr.	3.4	2.1	1.8
10	Max Murrell	F	6-9	225	Jr.	4.3	2.8	0.5
11	Ryan Agarwal	G	6-6	190	Fr.	3.2	0.8	0.4
13	Michael Jones	G	6-5	205	Gr.	10.3	3.0	2.4
15	Benny Gealer	G	6-1	160	Fr.	-	-	-
21	Neal Begovich	F	6-9	230	R-Jr.	2.0	1.0	0.0
22	James Keefe	F	6-9	240	Sr.	5.8	5.0	1.3
24	Jaylen Thompson	F	6-8	195	Fr.	-	-	-
25	Josue Gil-Silva	G	6-1	185	Sr.	-	-	-

*Starters based on previous game

**ANNE AND TONY JOSEPH
DIRECTOR OF MEN'S BASKETBALL
JEROD HAASE**



In his first six seasons as Stanford's Anne and Tony Joseph Director of Men's Basketball, Jerod Haase has instilled an invested, tough and selfless attitude into the program.

Since arriving on The Farm, the Cardinal has won 98 games, recorded its best conference finish and most league wins in a decade and earned a postseason berth for the first time since 2015. The 2020 team was set to be postseason bound before the cancellation of the NCAA Tournament.

Stanford won 16 games in 2021-22, including the program's first win over an AP top-five opponent since 2007 and its first over a top-25 team on the road since 2014. Harrison Ingram was named Pac-12 Freshman of the Year – Stanford's first since 2000 – while Spencer Jones blossomed into an All-Pac-12 conference forward. Sam Beskind was named Pac-12 Scholar-Athlete of the Year, becoming the program's third honoree in the last five seasons.

The 2020-21 campaign was turned upside down by the COVID-19 global outbreak and subsequent restrictions in Santa Clara County, and Stanford showed its resilience and tenacity with a 14-13 overall record and 10 Pac-12 wins. The season included three wins over eventual Sweet 16 teams, two over Elite Eight programs, and a sweep of Arizona for the first time since 2008. Oscar da Silva established himself as one of the top forwards in the country as one of two players to average 18 points, six rebounds and two assists per game while shooting over 55 percent from the floor. He was also named the Pac-12 Scholar Athlete of the Year.

The Cardinal signed its third top-20 recruiting class in four seasons, led by five-star forward Harrison Ingram. Ingram gives the program a McDonald's All-American for the second-straight year, the first time in Stanford history the feat has been accomplished.

Stanford finished 20-12 overall in 2019-20, and remained solidly in contention for an NCAA Tournament berth throughout a season shortened by the COVID-19 global pandemic. Boasting the nation's No. 16-ranked scoring defense (KenPom No. 7), the Cardinal also shot its highest field goal percentage (.469) since 2003-04. The 20 wins marked Stanford's first such season since the 2014-15 campaign.

Haase and his staff capped the season with a top-10 national recruiting class for 2020 - it's second top-10 class since Haase joined the Cardinal - including top-five signee Ziaire Williams and four players rated at least four stars by one outlet.

Fueled by back-to-back top-25 recruiting classes, Haase's 2018-19 squad featured freshmen and sophomores accounting for 80 percent of the scoring and rebounding. In 2017-18, Haase guided Stanford to a third-place finish in the Pac-12 with 11 conference wins and earned a postseason berth for the first time in three years with a second-round appearance in the NIT.

During Haase's first season in 2016-17, Stanford posted 14 wins against a challenging schedule and finished among the nation's top-10 percent in the classroom. Haase was appointed Stanford's 18th head coach in school history on March 25, 2016.

At UAB, Haase led the Blazers to a regular-season Conference USA championship in 2016 and the program's 15th all-time NCAA Tournament berth in 2015. Haase compiled an 80-53 overall record in four seasons while improving the Blazers' win total every year.

YEAR	SCHOOL	OVERALL	POSTSEASON
2012-13	UAB	16-17	-
2013-14	UAB	18-13	-
2014-15	UAB	20-16	NCAA Third Round
2015-16	UAB	26-7	NIT First Round
2016-17	Stanford	14-17	-
2017-18	Stanford	19-16	NIT Second Round
2018-19	Stanford	15-16	-
2019-20	Stanford	20-12	Postseason Canceled
2020-21	Stanford	14-13	-
2021-22	Stanford	16-16	-
2022-23	Stanford	3-5	-
	OV	181-148	3 appearances
	at Stanford	101-95	1 appearance
	at UAB	80-53	2 appearances

HIT THE GLASS

Stanford has been one of the nation's elite rebounding teams this season, ranking ninth nationally in defensive rebound percentage (80.8) and second among power conference teams (Creighton). The Cardinal is also rebounding 31.4 percent of its offensive attempts. The Cardinal holds the fourth-best rebounding margin in the Pac-12 at plus-6.0, and is limiting opponents to a league-best 29.9 rebounds.

CARDIAC CARDINAL

Last season in Las Vegas James Keefe capped a 17-point comeback in style, scoring the final two of his 16 points at the buzzer to guide Stanford past Arizona State, 71-70, in the opening round of the Pac-12 Tournament. The win was the largest comeback win since Jan. 27, 2015, when the Cardinal trailed by 20 against Arkansas.

CAREER HIGHS IN ORLANDO

Three Stanford players tallied career-highs in scoring at the ESPN Events Invitational, led by Harrison Ingram's 24 points against Ole Miss and Brandon Angel's 22 points vs. Florida State. Ingram averaged a team-leading 14.7 points per game in the tournament - a mark that was fifth best in the field. Jarvis Moss netted a career-best six points against Memphis, hitting the first two 3-pointers of his Stanford tenure.

JONESING FOR JONES

Spencer Jones garnered his first All-Pac-12 awards with honorable mention selections to the all-conference and all-defense teams last season. The swingman was the team's leading scorer at 12.0 points per game, while averaging 4.5 rebounds per night. He was one of six players league-wide last season to earn all-conference and all-defense honors. Establishing himself as one of the best 3-point shooters in program history, the sniper has 201 career threes and is tied for seventh all-time at Stanford with Kris Weems '99. He is now five triples away from matching Anthony Goods '09 for sixth place.

Jones is averaging 11.7 points, 3.9 rebounds and 1.3 blocks per game to open the season, the last of which ranks in the top-10 in the Pac-12 and leads the conference among perimeter players.

FIVE-STAR CLASS OF 2023

Adding a pair of highly-touted student-athletes to the program in the class of 2023, Stanford signed Kanaan Carlyle (Atlanta, Ga.) and Andrej Stojakovic (Carmichael, Calif.) to national letters of intent. Carlyle is rated a five-star prospect by Rivals and the 247 composite, ranking as high as the 19th-rated recruit in the country from Rivals. Stojakovic is also a five-star signee via the 247 composite rankings and is ranked No. 17 overall nationally by 247 Sports. Both prospects are rated in ESPN's top-30 overall, with Stanford one of just four schools nationally with multiple top-30 signees, joining Kentucky, Duke and Oregon. Stanford has multiple top-25 signees in the same class for the first time since 2006, when Brook and Robin Lopez committed to play on the Farm.

A CHALLENGING SLATE

Stanford has once again scheduled a rigorous non-conference slate, headlined by a home contest with San Diego State (Nov. 15), neutral contest clashes with Wisconsin (Nov. 11), Texas (Dec. 18) and Loyola Chicago (Dec. 22) and three games in Orlando at the ESPN Events Invitational (Nov. 24-27, vs. Ole Miss, Florida State and Memphis). The contest with Wisconsin, the Brew City Battle, was played at American Family Field, home of the Milwaukee Brewers, and was the first college basketball game to be played on an MLB diamond since 2015. The Cardinal has faced a top-80 schedule in each of Jerod Haase's six seasons at Stanford, including top-40 slates in each of the last two years, per KenPom. Stanford has currently faced the 25th-most difficult schedule in the country.

2022-23 ROSTER

No.	Player	Pos.	Ht.	Wt.	Yr.	Major	Hometown (Previous School)
1	Isa Silva	G	6-4	190	So.	Undeclared	Sacramento, Calif. (Jesuit)
2	Roy Yuan	G	6-1	175	Sr.	Computer Science	San Jose, Calif. (Saint Francis)
3	Jarvis Moss	G	6-4	200	So.	Undeclared	Concord, N.C. (Cannon School)
5	Michael O'Connell	G	6-2	195	Jr.	Economics	Mineola, N.Y. (Blair Academy (N.J.))
10	Max Murrell	F	6-9	225	Jr.	Computer Science	Omaha, Neb. (Millard North)
11	Ryan Agarwal	G	6-6	190	Fr.	Undeclared	Coppell, Texas (Coppell)
13	Michael Jones	G	6-5	205	Gr.	MS Statistics	Woodbury, Minn. (Woodbury/Davidson)
14	Spencer Jones	F	6-7	225	Sr.	Management Sci. and Engineering	Roeland Park, Kan. (Bishop Miege)
15	Benny Gealer	G	6-0	160	Fr.	Undeclared	San Pedro, Calif. (Rolling Hills Prep)
21	Neal Begovich	F	6-9	230	R-Jr.	Economics	San Francisco, Calif. (St. Ignatius College Prep)
22	James Keefe	F	6-9	240	Sr.	Economics	Los Angeles, Calif. (Loyola)
23	Brandon Angel	F	6-8	240	Jr.	Economics	San Diego, Calif. (Torrey Pines)
24	Jaylen Thompson	F	6-8	195	Fr.	Undeclared	Oakland, Calif. (Southern California Academy)
25	Josue Gil-Silva	G	6-1	185	Sr.	Mechanical Engineering	Salinas, Calif. (Alisal)
42	Maxime Raynaud	F	7-1	250	So.	Undeclared	Paris, France (Lycee Henri IV)
55	Harrison Ingram	F	6-7	230	So.	Undeclared	Dallas, Texas (St. Mark's)

PRONUNCIATION GUIDE

JEROD HAASE	Jared rhymes with pass	Rob EHSAN	EE-sahn
ISA Silva	EE-suh	Roy YUAN	you-en
Max MURRELL	Mearl (rhymes with pearl)	Ryan AGARWAL	AG-are-wall
Benny GEALER	GHEE-ler	Neal BEGOVICH	BEG-oh-vitch
JOSUE GIL-SILVA	Ho-sway Heel-Silva	MAXIME RAYNAUD	Max-eem Ray-no

FRESHMAN OF THE YEAR RETURNS TO STANFORD

One of the most dynamic and versatile players in the country, Harrison Ingram was Stanford's first Pac-12 Freshman of the Year since 2000, and also garnered All-Pac-12 honorable mention status a year ago. He was Stanford's first Freshman of the Year since Casey Jacobsen, and just the fifth all-time, joining Brevin Knight (1994), Johnny Rogers (1982) and John Revelli (1981). He joins only Jacobsen in program history with all-conference and all-freshman recognition in the same year.

Ingram is the only rising sophomore in the country to have averaged 10 points, six rebounds and three assists per game last season, as he was joined by only Paolo Banchero, the top pick in the 2022 NBA Draft, in meeting those benchmarks as true freshmen. The only first-year player in the league last year to average double-figure scoring, he won six Pac-12 Freshman of the Week awards, which is the second-most in conference history, behind only USC's Evan Mobley (2020-21), who won the honor seven times.

LEADING THE PAC

The Cardinal boasts one of the top returning corps in the country, leading the Pac-12 in returning minutes, scoring and rebounding, while the program is one of just two power conference teams in the country to bring back eight of its top nine scorers from a year ago, joining TCU. Stanford ranks sixth nationally in minutes continuity, per KenPom, while lining up the fifth biggest team in the country.

STILL TIPPIN', NOW FOR STANFORD

Michael Jones joined the Cardinal program in May in a groundbreaking moment, as Stanford's first graduate transfer in program history and the first transfer of any kind since 2009-10 (Andrew Zimmerman). Jones played his first three seasons at Davidson, and he led the Wildcats to the NCAA Tournament a year ago after averaging 11.8 points and 3.6 rebounds per game while shooting 42.1 percent from 3-point range. He is one of two returners in college basketball to have scored 400 points while shooting at least 46 percent from the floor, 42 percent from 3-point range and 84 percent from the free throw line (Isiah Mosley, Missouri) last season. Jones is earning master's degree in statistics at Stanford this fall.

RANKINGS REPORT

Stanford faced its first ranked opponent of the season on Nov. 15 with San Diego State. The Cardinal boasts six wins over ranked opponents since the calendar turned to 2020, and two last season, including the program's first over a top-five opponent since 2007 (UCLA) and its first over a top-25 team on the road since 2014 (Texas). Both wins came in Stanford's season sweep of USC.

SEASON OPENING SUCCESS

The Cardinal is 7-0 in season openers under head coach Jerod Haase, and the program has won 13 straight season debuts dating back to the 2010-11 campaign. Pacific was the third WCC team in that stretch to be Stanford's season-opening foe, and the Cardinal is 10-0 at home in season openers since 2010.

IN THE PROS

Stanford boasts five NBA alumni entering the 2022-23 season: Ziaire Williams (Memphis Grizzlies), Brook Lopez (Milwaukee Bucks), Robin Lopez (Cleveland Cavaliers), Dwight Powell (Dallas Mavericks) and KZ Okpala (Sacramento Kings), while a plethora of alumni are plying their trade in leagues around the world. Additionally, Chasson Randle spent the preseason with the Denver Nuggets and Landry Fields was promoted to general manager of the Atlanta Hawks in the offseason.

Brook Lopez is an early candidate for NBA Defensive Player of the Year honors as the league leader in blocks with 2.9 per game, to go along with 15.5 points and 5.8 rebounds per game, as of Dec. 2.

25 YEARS AGO

This season Stanford will celebrate the 25th anniversary of the 1997-98 Cardinal team that went 30-5 and advanced to the Final Four for just the second time in program history, and the first since Stanford won the national championship in 1942. The team was led by leading scorers Arthur Lee and Kris Weems, had four future NBA players: Tim Young, Mark Madsen, Jarron Collins and Jason Collins, and was captained by Peter Sauer, for whom the team's captain patch is named in honor of.

FLOOR BURNS

During his playing career at Kansas, Jerod Haase was known for his energy and passion on the court. Whether it be diving for loose balls or taking charges, Haase's trademark hustle was always on display. During his time with the Jayhawks, the "floor burns" statistic was created in his honor and is still tracked by the program. Haase totaled 167 floor burns during the 1996-97 season (4.6 per game). Stanford's individual totals (79 combined, 9.9 per game) are as follows:

James Keefe	12	Max Murrell	6
Spencer Jones	11	Ryan Agarwal	4
Harrison Ingram	11	Maxime Raynaud	2
Michael O'Connell	10		
Brandon Angel	8		
Michael Jones	8		
Isa Silva	7		

2022-23 PAC-12 STANDINGS

TEAM	CONFERENCE			OVERALL		
	W	L	PCT.	W	L	PCT.
1...Arizona State.....	1	0	1.000	7	1	875
....UCLA	1	0	1.000	6	2	750
....Utah	1	0	1.000	6	2	750
....USC.....	1	0	1.000	5	3	625
....Oregon	1	0	1.000	4	4	500
....Oregon State.....	1	0	1.000	4	4	500
7...Arizona	0	1	.000	6	1	857
....Washington.....	0	1	.000	6	2	750
....Washington State.0	0	1	.000	3	3	500
....Colorado	0	1	.000	4	4	500
.... Stanford.....	0	1	.000	3	5	375
....California	0	1	.000	0	8	000

*Through Dec. 1

INSIDE THE SERIES - ARIZONA STATE

Series History	Stanford leads, 53-41
Streak.....	W1
Last 5 Meetings.....	2-3
Last 10 Meetings.....	5-5
Under Jerod Haase.....	5-7
Jerod Haase vs. Bobby Hurley.....	5-7
Biggest Win	33, 1987-88
Biggest Loss	30, 2008-09
Most Points Scored.....	99, 2000-01
Most Points Allowed	109, 1992-93

STANFORD QUICK FACTS

Stanford University

Enrollment (undergraduate).....	7,645
Enrollment (total).....	16,937

Home Arena

Maples Pavilion	Opened	1968
Capacity	7,233	
Record at Maples.....	567-233 (.709)	
Conference Record at Maples	286-180 (.614)	

Anne and Tony Joseph Director of

Men's Basketball

Jerod Haase	Alma Mater.....	Kansas '97
Record at Stanford	101-95 (7th year)	
Overall	181-148 (11th year)	

James C. Gaither Assistant Men's Basketball

Coach..... Jesse Pruitt (7th year)

Oscar da Silva Assistant Men's Basketball

Coach..... Rob Ehsan (2nd year)

Assistant Coach..... Brandon Dunson (1st year)

Assistant AD - MBB Ops...... David Berkun (7th year)

Player Development..... Nate Britt II (1st year)

Athletic Trainer..... Dominic Vincentini (7th year)

Sports Performance..... Mike Chatman (4th year)

Assistant to the Head Coach..... Jack Frost (4th year)

Asst. Operations Director... Michael Reutt (2nd Year)

First Season..... 1913-14 (105th season)

All-Time Record..... 1,585-1,207 (.568)

NCAA Championships..... 1 (1942)

NCAA Final Four..... 2 (1942, 1998)

NCAA Appearances... 17 (1942, '89, '92, '95, '96, '97, '98, '99, '00, '01, '02, '03, '04, '05, '07, '08, '14)

NIT Championships..... 3 (1991, 12, '15)

NIT Appearances..9 (1988, '90, '91, '94, '06, '12, '13, '15, '18)

Conference Championships..... 7 (1920 (PCC), '21(PCC), '63 (co-AAWU), 1999, '00, '01, '04)

Pac-12 Championships..... 4 (1999, '00, '01, '04)

STANFORD IN 2022-23 WHEN...

Overall.....	3-5
Pac-12	0-1
Non-Conference	3-4
Home Games	2-2
On The Road	0-0
On Neutral Courts.....	1-3
vs. AP Ranked Opponents.....	0-2
vs. Coaches Ranked Opponents	0-2
When Leading At Halftime	2-0
When Trailing At Halftime	1-5
When Tied At Halftime	0-0
In Overtime.....	0-0
When Scoring Less Than 60 Points	0-2
When Scoring 60-69 Points	0-3
When Scoring 70-79 Points	1-0
When Scoring 80+ Points	2-0
When Opponent Scores Less Than 40 Points.....	0-0
When Opponent Scores 40-49 Points	1-0
When Opponent Scores 50-59 Points	0-1
When Opponent Scores 60-69 Points.....	1-1
When Opponent Scores 70+ Points	1-3
When Shooting 50% or Better	1-0
When Shooting Under 50%.....	2-5
When Shooting 35% or Better From 3	2-0
When Shooting Under 35% From 3	1-5
When Shooting 75% or Better From FT Line.....	0-1
When Shooting Under 75% From FT Line	3-4
When Outrebounding Opponent.....	3-3
When Being Outrebounded	0-2
When Rebounds are Even	0-0
When Committing Less Than 15 Turnovers	2-1
When Committing 15 or More Turnovers	1-4
In Games Decided By 1-3 Points	0-0
In Games Decided By 4-9 Points	0-2
In Games Decided By 10-19 Points	2-3
In Games Decided By 20 Or More Points	1-0
In Morning Games	1-1
In Afternoon Games.....	1-1
In Night Games	1-3
On Monday	1-0
On Tuesday.....	0-1
On Wednesday.....	0-0
On Thursday	0-2
On Friday	2-1
On Saturday.....	0-0
On Sunday	0-1
November	3-4
December	0-1
January.....	0-0
February	0-0
March	0-0
When Wearing White	3-2
When Wearing Cardinal.....	0-1
When Wearing Black	0-2
When Wearing Gray.....	0-0

BY THE NUMBERS

DOUBLE-DOUBLES	2022-23	CAREER
Harrison Ingram	-	5
Maxime Raynaud	-	1
Brandon Angel	-	1
James Keefe	-	1
20+ POINT GAMES	2022-23	CAREER
Michael Jones	1	3
Harrison Ingram	1	2
Brandon Angel	1	1
Maxime Raynaud	1	1
Spencer Jones	-	7
Michael O'Connell	-	1
DOUBLE-DIGIT POINTS	2022-23	CAREER
Spencer Jones	5	42
Michael Jones	4	33
Harrison Ingram	4	21
Brandon Angel	3	14
Maxime Raynaud	2	7
Max Murrell	1	2
Michael O'Connell	-	16
James Keefe	-	5
Isa Silva	-	1
DOUBLE-DIGIT REBOUNDS	2022-23	CAREER
Harrison Ingram	-	6
James Keefe	-	4
Maxime Raynaud	-	1
Brandon Angel	-	1
DOUBLE-DIGIT ASSISTS	2022-23	CAREER
N/A		
LED STANFORD IN SCORING	2022-23	CAREER
(includes ties)		
Spencer Jones	3	20
Harrison Ingram	2	10
Brandon Angel	2	8
Michael Jones	2	2
Max Murrell	1	2
Michael O'Connell	-	3
Maxime Raynaud	-	2
Isa Silva	-	1
James Keefe	-	1
LED STANFORD IN REBOUNDING	2022-23	CAREER
(includes ties)		
James Keefe	3	14
Maxime Raynaud	3	6
Harrison Ingram	1	16
Spencer Jones	1	10
Brandon Angel	1	4
Max Murrell	1	2
Michael O'Connell	-	3
LED STANFORD IN ASSISTS	2022-23	CAREER
(includes ties)		
Harrison Ingram	3	18
Michael Jones	3	3
Michael O'Connell	2	32
Spencer Jones	-	7
Isa Silva	-	3
Maxime Raynaud	-	2
James Keefe	-	2
Max Murrell	-	1

2022-23 STANFORD TEAM HIGHS

Points	88, vs. Pacific (11-7-22)
FG made	29, twice
FG att.	64, vs. Florida State (11-25-22)
FG%	60.4, vs. Pacific (11-7-22)
3-pt. FG made	14, vs. Cal Poly (11-18-22)
3-pt. FG att.	33, vs. Memphis (11-27-22)
FT made	22, vs. Pacific (11-7-22)
FT att.	34, vs. Pacific (11-7-22)
Rebounds	44, vs. Florida State (11-25-22)
Assists	18, twice
Steals	11, vs. UCLA (12-1-22)
Blocks	9, vs. Wisconsin (11-11-22)
Fewest Turnovers	9, vs. Ole Miss (11-24-22)
Fewest Fouls	13, twice
First Half pts.	47, vs. Cal Poly (11-18-22)
Second Half pts.	49, vs. Florida State (11-25-22)

2022-23 STANFORD TEAM LOWS

Points	48, vs. Memphis (11-27-22)
FG made	17, twice
FG att.	47, vs. Wisconsin (11-11-22)
FG%	29.3, vs. Memphis (11-27-22)
3-pt. FG made	1, vs. Wisconsin (11-11-22)
3-pt. FG att.	16, vs. Wisconsin (11-11-22)
FT made	4, vs. Memphis (11-27-22)
FT att.	6, vs. Memphis (11-27-22)
Rebounds	24, vs. UCLA (12-1-22)
Assists	6, vs. Wisconsin (11-11-22)
Steals	3, vs. San Diego State (11-15-22)
Blocks	2, twice
Most Turnovers	17, twice
Most Fouls	22, vs. Cal Poly (11-18-22)
First Half pts.	20, twice
Second Half pts.	28, vs. Memphis (11-27-22)

2022-23 OPPONENT TEAM HIGHS

Points	80, vs. UCLA (12-1-22)
FG made	32, vs. UCLA (12-1-22)
FG att.	67, vs. Pacific (11-7-22)
FG%	59.3, vs. UCLA (12-1-22)
3-pt. FG made	11, vs. Pacific (11-7-22)
3-pt. FG att.	30, vs. Pacific (11-7-22)
FT made	14, vs. San Diego State (11-15-22)
FT att.	18, four times
Rebounds	35, twice
Assists	15, vs. San Diego State (11-15-22)
Steals	11, vs. Wisconsin (11-11-22)
Blocks	5, vs. Florida State (11-25-22)
Fewest Turnovers	9, vs. Wisconsin (11-11-22)
Fewest Fouls	11, vs. Memphis (11-27-22)
First Half pts.	50, vs. UCLA (12-1-22)
Second Half pts.	46, vs. Pacific (11-7-22)

2022-23 OPPONENT TEAM LOWS

Points	43, vs. Cal Poly (11-18-22)
FG made	12, vs. Cal Poly (11-18-22)
FG att.	43, vs. Cal Poly (11-18-22)
FG%	27.9, vs. Cal Poly (11-18-22)
3-pt. FG made	4, vs. Ole Miss (11-24-22)
3-pt. FG att.	11, vs. Ole Miss (11-24-22)
FT made	8, vs. Memphis (11-27-22)
FT att.	11, vs. Memphis (11-27-22)
Rebounds	25, vs. Cal Poly (11-18-22)
Assists	5, vs. Cal Poly (11-18-22)
Steals	4, twice
Blocks	1, vs. Cal Poly (11-18-22)
Most Turnovers	16, twice
Most Fouls	24, vs. Pacific (11-7-22)
First Half pts.	19, vs. Cal Poly (11-18-22)
Second Half pts.	24, vs. Cal Poly (11-18-22)

THE LAST TIME - TEAM

Scored 100 points

Stanford 104, vs. UCLA (2-16-19)
Opponent 108, vs. Florida (11-23-17)

Scored less than 50 points

Stanford 48, vs. Memphis (11-27-22)
Opponent 43, vs. Cal Poly (11-18-22)

Scored less than 40 points

Stanford 39, at California (2-26-22)
Opponent 38, vs. Carroll College (12-27-15)

Overtime game

Stanford win vs. Dartmouth (89-78 on 12-16-21)
Stanford loss at Washington State (85-76 in 3OT on 2-20-21)

Double Overtime game

Stanford win vs. UCLA (107-99 in 2OT on 1-4-18)
Stanford loss at Washington State (85-76 in 3OT on 2-20-21)

Three or More Overtimes

Stanford win at Oregon State (103-101 in 4OT on 1-7-12)
Stanford loss at Washington State (85-76 in 3OT on 2-20-21)

40-point win

Stanford Stanford 98, Washington State 50 (2-28-19)
Opponent Oregon State 81, Stanford 38 (1-11-82)

50-point win

Stanford Stanford 111, Harvard 56 (11-9-07)
Opponent never

60 points in a half

Stanford 63 (1st half), vs. Harvard (11-9-07)
Opponent 60 (2nd half), at USC (1-26-02)

Between 16-20 points in a half

Stanford 20 (1st half), vs. Memphis (11-27-22)
Opponent 19 (1st half), vs. Cal Poly 11-18-22)

15 points or less in a half

Stanford 12 (1st half), at California (2-26-22)
Opponent 15 (1st half), Washington State (2-28-19)

50 rebounds by a team

Stanford 51, vs. North Carolina A&T (11-23-21)
Opponent 51, Portland State (11-28-18)

12 or more three-pointers in a game

Stanford 14, vs. Cal Poly (11-18-22)
Opponent 15, vs. Arizona State (3-9-22)

10 or more steals in a game

Stanford 11, vs. UCLA (12-1-22)
Opponent 10, vs. Florida State (11-25-22)

25 turnovers in a game

Stanford 28, vs. Portland State (11-26-17)
Opponent 25, vs. Arkansas-Pine Bluff (12-29-14)

Five players scoring in double digits

Stanford 5, at Washington State (2-20-21)
Opponent 5, vs. Colorado (2-19-22)

More than five players scoring in double digits

Stanford 6, vs. Green Bay (11-13-15)
Opponent 6, at Colorado (3-2-17)

THE LAST TIME - INDIVIDUAL

Player recorded a double-double

Stanford James Keefe (16 pts/10 reb), vs. Arizona State (3-9-22)
Opponent Christian Koloko (21 pts/10 reb), at Arizona (3-3-22)

Two players recorded a double-double

Stanford Oscar da Silva (17 pts/10 reb)/Ziaire Williams (12 pts/12 reb/10 ast), vs. Washington (1-7-21)
Opponent Branden Carlsen (14 pts/12 rebs), Riley Battin (11 pts/10 rebs), at Utah (2-6-20)

Player recorded a triple-double

Stanford Ziaire Williams (12 pts/12 reb/10 ast), vs. Washington (1-7-21)
Opponent Kyle Weaver (14 pts/13 reb/10 ast), vs. Washington State (1-13-07)

Game decided by buzzer-beater

Stanford win James Keefe, vs. Arizona State (3-9-22)
Stanford loss Lamont Jones, vs. Arizona (2-27-10)

30 points

Stanford Michael Jones (31), vs. Pacific (11-7-22)
Opponent Terrell Brown (30), vs. Washington (2-6-22)

40 points

Stanford Casey Jacobsen (41), vs. Oregon (2-7-02)
Opponent Darius McGhee (41), vs. Liberty (12-23-21)

Two players with 20 or more points

Stanford Michael Jones (31)/Maxime Raynaud (22), vs. Pacific (11-7-22)
Opponent Christian Koloko (24)/Benedict Mathurin (20), vs. Arizona (3-10-22)

Three players with 20 or more points

Stanford Brown (21)/Randle (21)/Nastic (20), vs. Arizona State (1-24-15)
Opponent Moore (25)/Brown (23)/Carmichael (21), vs. Illinois State (3-19-12)

No double-digit scorer

Stanford vs. Arizona (1-20-22)
Opponent vs. Carroll College (12-27-15)

12 field goals

Stanford Oscar da Silva (12), at North Carolina A&T (12-6-20)
Opponent Jaime Jaquez Jr. (12), vs. UCLA (12-1-22)

7 three-pointers

Stanford Tyrell Terry (7) vs. Utah (2-26-20)
Opponent Darius McGhee (7), vs. Liberty (12-23-21)

15 free throws

Stanford Reid Travis (19), at Kansas (12-3-16)
Opponent Jared Cunningham (15), vs. Oregon State (3-9-11)

15 rebounds

Stanford Oscar da Silva (15), vs. Oregon (2-1-20)
Opponent Jaden McDaniels (15), Washington (1-9-20)

20 rebounds

Stanford Michael Humphrey (20), at Oklahoma State (3-19-18)
Opponent Andre Roberson (20), at Colorado (1-24-13)

Three players with 10 or more rebounds

Stanford Travis (12)/R. Allen (10)/Pickens (10), vs. Villanova (11-26-15)
Opponent McCoy (12)/Bailey (11)/Johnson (10), vs. UCLA (1-17-98)

10 assists

Stanford Ziaire Williams (10), vs. Washington (1-7-21)
Opponent James Akinjo (11), at Baylor (11-20-21)



#1 ISA SILVA

Sophomore | Guard | 6-4 | 190
 Sacramento, Calif. | Jesuit | Undeclared

Three things to know...

- 1: Consensus four-star recruit, rated No. 53 nationally by ESPN, No. 66 by 247Sports and No. 73 by Rivals
- 2: True point guard with an excellent feel for the game and high basketball IQ
- 3: Five relatives graduated from Stanford, and cousin, Josue, is a walk-on and former manager for the team. Grandfather, Rafael, had his oral history as a bracero immigrant archived at Stanford's Special Collections and University Archives

Career Accolades: N/A

Trending: Shot 50% from 3-point range as a freshman ... Started five consecutive games, averaging 5.2 points per game as a starter.

SILVA'S CAREER HIGHS

Points.....12, at Santa Clara 11/12/21
 FG.....5, at Santa Clara 11/12/21
 FGA.....9, at Santa Clara 11/12/21
 3FG.....2, three times
 3FGA.....4, twice
 FT.....3, vs. Memphis 11/27/22
 FTA.....4, vs. Memphis 11/27/22
 Rebounds.....4, three times
 Assists.....5, vs. Valparaiso 11/17/21
 Blocks.....1, three times
 Steals.....3, twice
 Minutes.....24, three times

SILVA'S SEASON HIGHS

Points.....8, vs. UCLA 12/1/22
 FG.....3, twice
 FGA.....8, vs. UCLA 12/1/22
 3FG.....1, twice
 3FGA.....4, vs. Memphis 11/27/22
 FT.....3, vs. Memphis 11/27/22
 FTA.....4, vs. Memphis 11/27/22
 Rebounds.....4, vs. Cal Poly 11/18/22
 Assists.....2, three times
 Blocks.....
 Steals.....1, four times
 Minutes.....22, vs. UCLA 12/1/22

ESPN Events Invitational: 4.7 pts, 1.3 ast per game

2022-23 GAME-BY-GAME

Opponent	Date	GS	Min	FG-FGA	Pct	3FG-FGA	Pct	FT-FTA	Pct	O/D/T	Avg	PF	FO	A/T	B	S	P	Avg
PACIFIC	11/07/22		16	0-0	.000	0-0	.000	0-0	.000	0/0/0	0.0	2	0	0/1	0	0	0	0.0
vs Wisconsin	11/11/22		12	1-1	1.000	0-0	.000	1-2	.500	0/0/0	0.0	4	0	0/1	0	1	3	1.5
SAN DIEGO ST.	11/15/22		16	2-5	.400	0-1	.000	1-1	1.000	0/0/0	0.0	3	0	2/2	0	0	5	2.7
CAL POLY	11/18/22	*	18	2-3	.667	0-1	.000	0-0	.000	0/4/4	1.0	3	0	2/1	0	1	4	3.0
vs Ole Miss	11/24/22	*	19	3-7	.429	0-0	.000	0-0	.000	0/0/0	0.8	2	0	2/2	0	1	6	3.6
vs Florida St.	11/25/22	*	18	1-2	.500	0-1	.000	0-0	.000	0/0/0	0.7	3	0	1/1	0	0	2	3.3
vs Memphis	11/27/22	*	16	1-5	.200	1-4	.250	3-4	.750	0/2/2	0.9	1	0	1/2	0	1	6	3.7
UCLA	12/01/22	*	22	3-8	.375	1-3	.333	1-2	.500	0/1/1	0.9	3	0	1/1	0	0	8	4.3

CAREER STATS

YEAR	GP	GS	MIN	AVG	FG	FGA	PCT	3-POINT			FT	FTA	PCT	REBOUNDING					PF	FO	AST	TO	BLK	STL	PTS	AVG
								FG	FGA	PCT				OFF	DEF	TOT	AVG									
2021-22	32	1	445	13.9	40	101	.396	19	38	.500	12	19	.632	7	28	35	1.1	49	0	38	52	3	20	111	3.5	
2022-23	8	5	137	17.1	13	31	.419	2	10	.200	6	9	.667	0	7	7	0.9	21	0	9	11	0	4	34	4.3	
TOTAL	40	6	582	14.6	53	132	.402	21	48	.438	18	28	.643	7	35	42	1.1	70	0	47	63	3	24	145	3.6	

#2 ROY YUAN

Senior | Guard | 6-1 | 170

San Jose, Calif. | Saint Francis | Computer Science

Three things to know...

1: Started as a Stanford manager, elevated to the roster as a senior on Dec. 1, 2022

2: Son of Eric Yuan, the founder and CEO of Zoom

3: TBA

Career Accolades: N/A

Trending: N/A

YUAN'S CAREER HIGHS

Points-
 FG-
 FGA-
 3FG-
 3FGA-
 FT-
 FTA-
 Rebounds.....-
 Assists.....-
 Blocks.....-
 Steals.....-
 Minutes.....-

2022-23 GAME-BY-GAME

Opponent	Date	GS	Min	FG-FGA	Pct	3FG-FGA	Pct	FT-FTA	Pct	O/D/T	Avg	PF	FO	A/T	B	S	P	Avg
PACIFIC	11/07/22	DNP																
vs Wisconsin	11/11/22	DNP																
SAN DIEGO ST.	11/15/22	DNP																
CAL POLY	11/18/22	DNP																
vs Ole Miss	11/24/22	DNP																
vs Florida St.	11/25/22	DNP																
vs Memphis	11/27/22	DNP																
UCLA	12/01/22	DNP																

YUAN'S SEASON HIGHS

Points-
 FG-
 FGA-
 3FG-
 3FGA-
 FT-
 FTA-
 Rebounds.....-
 Assists.....-
 Blocks.....-
 Steals.....-
 Minutes.....-

CAREER STATS

YEAR	GP	GS	MIN	AVG	FG	FGA	PCT	3-POINT			FT	FTA	PCT	REBOUNDING												
								FG	FGA	PCT				OFF	DEF	TOT	AVG	PF	FO	AST	TO	BLK	STL	PTS	AVG	
2022-23	0	0	0	0.0	0	0	.000	0	0	.000	0	0	.000	0	0	0	0.0	0	0	0	0	0	0	0	0	0.0
TOTAL	0	0	0	0.0	0	0	.000	0	0	.000	0	0	.000	0	0	0	0.0	0	0	0	0	0	0	0	0	0.0



#3 JARVIS MOSS

Sophomore | Guard | 6-4 | 200

Concord, N.C. | Cannon School | Undeclared

Three things to know...

- 1: All-around guard and one of the best shooters in the 2021 recruiting class
- 2: Consensus three-star recruit, averaged 26 points per game as a senior for Cannon
- 3: Led Cannon to back-to-back NCASAA state championships

Career Accolades: N/A

Trending: Played a career-high eight minutes in the opener against Pacific (Nov. 7) ... Hit first career baskets against Memphis (Nov. 27) with a pair of 3-pointers.

MOSS' CAREER HIGHS

Points..... 6, vs. Memphis 11/27/22
 FG..... 2, vs. Memphis 11/27/22
 FGA..... 4, vs. Cal Poly 11/18/22
 3FG..... 2, vs. Memphis 11/27/22
 3FGA..... 2, four times
 FT..... -
 FTA..... -
 Rebounds..... 3, vs. Cal Poly 11/18/22
 Assists..... 1, twice
 Blocks..... -
 Steals..... -
 Minutes..... 8, vs. Pacific 11/7/22

MOSS' SEASON HIGHS

Points..... 6, vs. Memphis 11/27/22
 FG..... 2, vs. Memphis 11/27/22
 FGA..... 4, vs. Cal Poly 11/18/22
 3FG..... 2, vs. Memphis 11/27/22
 3FGA..... 2, three times
 FT..... -
 FTA..... -
 Rebounds..... 3, vs. Cal Poly 11/18/22
 Assists..... 1, vs. Cal Poly 11/18/22
 Blocks..... -
 Steals..... -
 Minutes..... 8, vs. Pacific 11/7/22

2022-23 GAME-BY-GAME

Opponent	Date	GS	Min	FG-FGA	Pct	3FG-FGA	Pct	FT-FTA	Pct	O/D/T	Avg	PF	FO	A/T	B	S	P	Avg
PACIFIC	11/07/22		8	0-3	.000	0-2	.000	0-0	.000	0/2/2	2.0	0	0	0/0	0	0	0	0.0
vs Wisconsin	11/11/22	DNP																
SAN DIEGO ST.	11/15/22	DNP																
CAL POLY	11/18/22		6	0-4	.000	0-2	.000	0-0	.000	1/2/3	2.5	1	0	1/0	0	0	0	0.0
vs Ole Miss	11/24/22	DNP																
vs Florida St.	11/25/22	DNP																
vs Memphis	11/27/22		5	2-3	.667	2-2	1.000	0-0	.000	0/0/0	1.7	0	0	0/0	0	0	6	2.0
UCLA	12/01/22	DNP																

CAREER STATS

YEAR	GP	GS	MIN	AVG	FG	FGA	PCT	3-POINT			FT	FTA	PCT	REBOUNDING							PTS	AVG			
								FG	FGA	PCT				OFF	DEF	TOT	AVG	PF	FO	AST			TO	BLK	STL
2021-22	5	0	13	2.6	0	7	.000	0	5	.000	0	0	.000	0	1	1	0.2	1	0	1	1	0	0	0	0.0
2022-23	3	0	19	6.3	2	10	.200	2	6	.333	0	0	.000	1	4	5	1.7	1	0	1	0	0	0	6	2.0
TOTAL	8	0	32	4.0	2	17	.118	2	11	.182	0	0	.000	1	5	6	0.8	2	0	2	1	0	0	6	0.8



#5 MICHAEL O'CONNELL

Junior | Guard | 6-2 | 195

Mineola, N.Y. | Blair Academy (N.J.) | Economics

Three things to know...

1: First prospect since recruiting databases began to be rated a top-100 recruit in both basketball (247 Sports) and lacrosse (Inside Lacrosse) at the time of his signing.

2: Was committed to Maryland for lacrosse before electing to play basketball at Stanford

3: Ranks third in the Pac-12 among returning guards conference wide in assists per game (3.6).

Career Accolades: CoSIDA Academic All-District (2022) ... Pac-12 Freshman of the Week (Feb. 1, 2021) ... Pac-12 Academic Honor Roll (2022)

Trending: Ranks third among Pac-12 returners in assists per game (3.6), had the 2022 Pac-12 Tournament's best assist-to-turnover ratio (11-to-1) ... Four assists on opening day against Pacific (Nov. 7) ... Leads team with 1.1 steals per game ... Stanford is 11-3 in O'Connell's career when he has 5 or more assists.

O'CONNELL'S CAREER HIGHS

Points 20, vs. USC 2/2/21
 FG 7, twice
 FGA 13, at Santa Clara 11/12/19
 3FG 4, at Arizona 3/3/22
 3FGA 6, at Arizona 3/3/22
 FT 8, at Arizona State 1/30/21
 FTA 8, twice
 Rebounds 9, vs. California 2/7/21
 Assists 8, twice
 Blocks 1, four times
 Steals 4, twice
 Minutes 52, at Washington State 2/20/21

ESPN Events Invitational: 4.0 pts, 1.7 reb, 1.0 ast per game

2022-23 GAME-BY-GAME

Opponent	Date	GS	Min	FG-FGA	Pct	3FG-FGA	Pct	FT-FTA	Pct	O/D/T	Avg	PF	FO	A/T	B	S	P	Avg
PACIFIC	11/07/22	*	25	3-5	.600	1-3	.333	2-2	1.000	0/2/2	2.0	2	0	4/2	0	1	9	9.0
vs Wisconsin	11/11/22	*	28	1-5	.200	0-1	.000	1-1	1.000	1/4/5	3.5	2	0	2/1	0	2	3	6.0
SAN DIEGO ST.	11/15/22	*	22	0-2	.000	0-2	.000	1-2	.500	1/1/2	3.0	4	0	1/2	0	1	1	4.3
CAL POLY	11/18/22		22	1-3	.333	0-0	.000	0-0	.000	1/1/2	2.8	1	0	2/2	0	2	2	3.8
vs Ole Miss	11/24/22		16	1-3	.333	0-1	.000	2-2	1.000	0/1/1	2.4	0	0	0/0	0	1	4	3.8
vs Florida St.	11/25/22		22	3-5	.600	0-1	.000	0-0	.000	0/4/4	2.7	1	0	3/4	0	1	6	4.2
vs Memphis	11/27/22		12	1-2	.500	0-1	.000	0-0	.000	0/0/0	2.3	1	0	0/4	0	0	2	3.9
UCLA	12/01/22		20	0-3	.000	0-0	.000	0-0	.000	0/1/1	2.1	0	0	2/1	0	1	0	3.4

O'CONNELL'S SEASON HIGHS

Points 9, vs. Pacific 11/7/22
 FG 3, twice
 FGA 5, three times
 3FG 1, vs. Pacific 11/7/22
 3FGA 3, vs. Pacific 11/7/22
 FT 2, twice
 FTA 2, three times
 Rebounds 5, vs. Wisconsin 11/11/22
 Assists 4, vs. Pacific 11/7/22
 Blocks -
 Steals 2, twice
 Minutes 28, vs. Wisconsin 11/11/22

CAREER STATS

YEAR	GP	GS	MIN	AVG	FG	FGA	PCT	3-POINT			FT	FTA	PCT	REBOUNDING							PTS	AVG			
								FG	FGA	PCT				OFF	DEF	TOT	AVG	PF	FO	AST			TO	BLK	STL
2020-21	25	18	666	26.6	59	126	.468	12	36	.333	37	47	.787	11	64	75	3.0	37	1	71	39	3	32	167	6.7
2021-22	31	30	822	26.5	86	229	.376	24	83	.289	23	40	.575	9	75	84	2.7	52	0	111	63	1	32	219	7.1
2022-23	8	3	167	20.9	10	28	.357	1	9	.111	6	7	.857	3	14	17	2.1	11	0	14	16	0	9	27	3.4
TOTAL	64	51	1655	25.9	155	383	.405	37	128	.289	66	94	.702	23	153	176	2.8	100	1	196	118	4	73	413	6.5



#10 MAX MURRELL

Junior | Forward | 6-9 | 225

Omaha, Neb. | Millard North | Computer Science

Three things to know...

1: 247Sports (#79) and Rivals (#116) four-star recruit. Ranked 14th and 23rd nationally at his position, respectively.

2: Reached Nebraska state championship game with Millard North. Broke school record for blocks in a game, season and career, and career field goal percentage.

3: Selected Stanford over Creighton, Iowa, Minnesota and TCU.

Career Accolades: Pac-12 Academic Honor Roll (2022)

Trending: Leads the team in 3-point percentage (58.3%) ... Had 15 points and six rebounds against Cal Poly (Nov. 18) ... Led the nation in free throws made without a miss (16-for-16) as a freshman in 2020-21, is an 84.1% FT shooter for his career.

MURRELL'S CAREER HIGHS

Points 18, vs. North Carolina A&T 11/23/21
 FG 6, vs. North Carolina A&T 11/23/21
 FGA 8, vs. North Carolina A&T 11/23/21
 3FG 4, twice
 3FGA 6, vs. North Carolina A&T 11/23/21
 FT 4, twice
 FTA 6, at Washington 1/15/22
 Rebounds 6, vs. Cal Poly 11/18/22
 Assists 3, vs. Arizona 3/10/22
 Blocks 2, twice
 Steals 2, vs. Arizona 3/10/22
 Minutes 21, three times

ESPN Events Invitational: 3.3 pts, 3.7 reb per game

2022-23 GAME-BY-GAME

Opponent	Date	GS	Min	FG-FGA	Pct	3FG-FGA	Pct	FT-FTA	Pct	O/D/T	Avg	PF	FO	A/T	B	S	P	Avg
PACIFIC	11/07/22	15	15	0-0	.000	0-0	.000	2-2	1.000	0/3/3	3.0	0	0	1/2	0	1	2	2.0
vs Wisconsin	11/11/22	4	4	0-0	.000	0-0	.000	2-3	.667	0/0/0	1.5	1	0	0/0	0	0	2	2.0
SAN DIEGO ST.	11/15/22	11	11	2-2	1.000	1-1	1.000	0-0	.000	1/0/1	1.3	1	0	0/1	1	0	5	3.0
CAL POLY	11/18/22	21	21	4-7	.571	4-5	.800	3-4	.750	1/5/6	2.5	2	0	1/0	0	1	15	6.0
vs Ole Miss	11/24/22	18	18	1-4	.250	0-1	.000	0-0	.000	0/5/5	3.0	3	0	1/0	0	1	2	5.2
vs Florida St.	11/25/22	9	9	0-1	.000	0-1	.000	2-2	1.000	1/0/1	2.7	1	0	1/0	0	0	2	4.7
vs Memphis	11/27/22	18	18	2-5	.400	2-4	.500	0-0	.000	1/4/5	3.0	0	0	0/1	0	1	6	4.9
UCLA	12/01/22	17	17	0-0	.000	0-0	.000	0-0	.000	1/0/1	2.8	0	0	0/0	1	0	0	4.3

MURRELL'S SEASON HIGHS

Points 15, vs. Cal Poly 11/18/22
 FG 4, vs. Cal Poly 11/18/22
 FGA 7, vs. Cal Poly 11/18/22
 3FG 4, vs. Cal Poly 11/18/22
 3FGA 5, vs. Cal Poly 11/18/22
 FT 3, vs. Cal Poly 11/18/22
 FTA 4, vs. Cal Poly 11/18/22
 Rebounds 6, vs. Cal Poly 11/18/22
 Assists 1, three times
 Blocks 1, twice
 Steals 1, four times
 Minutes 21, vs. Cal Poly 11/18/22

CAREER STATS

YEAR	GP	GS	MIN	AVG	FG	FGA	PCT	3-POINT			FT	FTA	PCT	REBOUNDING							PTS	AVG			
								FG	FGA	PCT				OFF	DEF	TOT	AVG	PF	FO	AST			TO	BLK	STL
2020-21	21	0	166	7.9	15	30	.500	2	9	.222	16	16	1.000	5	13	18	0.9	17	0	4	11	7	5	48	2.3
2021-22	32	5	319	10.0	26	86	.302	13	56	.232	12	17	.706	8	26	34	1.1	25	0	13	17	13	6	77	2.4
2022-23	8	0	113	14.1	9	19	.474	7	12	.583	9	11	.818	5	17	22	2.8	8	0	4	4	2	4	34	4.3
TOTAL	61	5	598	9.8	50	135	.370	22	77	.286	37	44	.841	18	56	74	1.2	50	0	21	32	22	15	159	2.6



#11 RYAN AGARWAL

Freshman | Guard | 6-6 | 190

Coppell, Texas | Coppell | Undeclared

Three things to know...

1: One of three Division I college basketball players of Indian descent, along with Ishaan Jagiasi (Penn State) and Amaan Sandhu (Monmouth)

2: Four-star wing by Rivals and ESPN, once rated as high as No. 84 nationally by Rivals

3: One of the top 3-point shooters in the 2022 recruiting class

Career Accolades: N/A

Trending: Career-high eight points vs. Cal Poly (Nov. 18) and vs. UCLA (Dec. 1).

AGARWAL'S CAREER HIGHS

Points..... 8, twice
 FG..... 3, twice
 FGA..... 6, vs. UCLA 12/1/22
 3FG..... 2, twice
 3FGA..... 5, vs. UCLA 12/1/22
 FT..... -
 FTA..... -
 Rebounds..... 1, four times
 Assists..... 1, twice
 Blocks..... -
 Steals..... 1, twice
 Minutes..... 15, twice

AGARWAL'S SEASON HIGHS

Points..... 8, twice
 FG..... 3, twice
 FGA..... 6, vs. UCLA 12/1/22
 3FG..... 2, twice
 3FGA..... 5, vs. UCLA 12/1/22
 FT..... -
 FTA..... -
 Rebounds..... 1, four times
 Assists..... 1, twice
 Blocks..... -
 Steals..... 1, twice
 Minutes..... 15, twice

2022-23 GAME-BY-GAME

Opponent	Date	GS	Min	FG-FGA	Pct	3FG-FGA	Pct	FT-FTA	Pct	O/D/T	Avg	PF	FO	A/T	B	S	P	Avg
PACIFIC	11/07/22		6	0-2	.000	0-2	.000	0-0	.000	0/1/1	1.0	0	0	0/2	0	1	0	0.0
vs. Wisconsin	11/11/22	DNP																
SAN DIEGO ST.	11/15/22	DNP																
CAL POLY	11/18/22		15	3-5	.600	2-3	.667	0-0	.000	0/1/1	1.0	2	0	1/1	0	0	8	4.0
vs Ole Miss	11/24/22		3	0-0	.000	0-0	.000	0-0	.000	0/0/0	0.7	0	0	0/0	0	0	0	2.7
vs Florida St.	11/25/22		2	0-0	.000	0-0	.000	0-0	.000	0/1/1	0.8	0	0	0/0	0	0	0	2.0
vs Memphis	11/27/22	DNP																
UCLA	12/01/22		15	3-6	.500	2-5	.400	0-0	.000	0/1/1	0.8	1	0	1/0	0	1	8	3.2

CAREER STATS

YEAR	GP	GS	MIN	AVG	FG	FGA	PCT	3-POINT			FT	FTA	PCT	REBOUNDING							PTS	AVG			
								FG	FGA	PCT				OFF	DEF	TOT	AVG	PF	FO	AST			TO	BLK	STL
2022-23	5	0	41	8.2	6	13	.462	4	10	.400	0	0	.000	0	4	4	0.8	3	0	2	3	0	2	16	3.2
TOTAL	5	0	41	8.2	6	13	.462	4	10	.400	0	0	.000	0	4	4	0.8	3	0	2	3	0	2	16	3.2



#13 MICHAEL JONES

Graduate Student | Guard | 6-5 | 205

Woodbury, Minn. | Woodbury | Davidson | M.S. Statistics

Three things to know...

- 1: First graduate transfer in Stanford men's basketball history
- 2: Ended Davidson career ranked fifth in program history in 3-point percentage (40.3 %, minimum 120 made)
- 3: One of two returners in college basketball to have scored 400 points while shooting at least 46 percent from the floor, 42 percent from 3-point range and 84 percent from the free throw line (Isiah Mosley, Missouri) last season

Career Accolades: N/A

Trending: One of two players averaging double figures ... Scored a career-high 31 points in his Stanford debut against Pacific (Nov. 7), marking the best debut by a Stanford player on record. First 30-point game by a Stanford player since Jan. 4, 2021 (Oscar da Silva vs. Oregon State), and most in a single game by a Pac-12 player this season ... Reached NCAA Tournament with 10-seed Davidson in 2022 ... Stanford is 3-1 when he scores in double figures.

JONES' CAREER HIGHS

Points..... 31, vs. Pacific 11/7/22
 FG..... 9, twice
 FGA..... 15, vs. Pacific 11/7/22
 3FG..... 8, at Richmond 1/24/22
 3FGA.....12, vs. George Mason 1/25/20
 FT..... 10, vs. Pacific 11/7/22
 FTA..... 12, vs. Pacific 11/7/22
 Rebounds.....7, at Rhode Island 2/12/22
 Assists.....8, vs. East Carolina 11/21/21
 Blocks.....2, five times
 Steals.....3, three times
 Minutes..... 41, at George Washington 1/29/20

JONES' SEASON HIGHS

Points..... 31, vs. Pacific 11/7/22
 FG..... 9, vs. Pacific 11/7/22
 FGA..... 15, vs. Pacific 11/7/22
 3FG..... 3, vs. Pacific 11/7/22
 3FGA..... 9, vs. Florida State 11/25/22
 FT..... 10, vs. Pacific 11/7/22
 FTA..... 12, vs. Pacific 11/7/22
 Rebounds..... 5, vs. Pacific 11/7/22
 Assists.....4, vs. Ole Miss 11/24/22
 Blocks.....2, vs. Wisconsin 11/11/22
 Steals..... 2, vs. Florida State 11/25/22
 Minutes.....35, vs. Pacific 11/7/22

ESPN Events Invitational: 5.7 pts, 2.3 reb, 2.0 ast per game

2022-23 GAME-BY-GAME

Opponent	Date	GS	Min	FG-FGA	Pct	3FG-FGA	Pct	FT-FTA	Pct	O/D/T	Avg	PF	FO	A/T	B	S	P	Avg
PACIFIC	11/07/22	*	35	9-15	.600	3-8	.375	10-12	.833	0/5/5	5.0	2	0	3/0	0	1	31	31.0
vs Wisconsin	11/11/22	*	33	3-7	.429	0-2	.000	3-5	.600	1/3/4	4.5	2	0	1/2	2	0	9	20.0
SAN DIEGO ST.	11/15/22	*	27	0-4	.000	0-1	.000	0-1	.000	0/3/3	4.0	3	0	3/2	0	1	0	13.3
CAL POLY	11/18/22		20	4-6	.667	3-5	.600	4-5	.800	0/2/2	3.5	0	0	1/1	1	0	15	13.8
vs Ole Miss	11/24/22		25	2-7	.286	0-4	.000	3-3	1.000	0/4/4	3.6	1	0	4/1	0	0	7	12.4
vs Florida St.	11/25/22		25	3-11	.273	1-9	.111	3-4	.750	0/1/1	3.2	1	0	0/0	0	2	10	12.0
vs Memphis	11/27/22		25	0-7	.000	0-7	.000	0-0	.000	1/1/2	3.0	3	0	2/0	0	1	0	10.3
UCLA	12/01/22		27	3-9	.333	2-7	.286	2-3	.667	0/3/3	3.0	0	0	5/1	0	0	10	10.3

CAREER STATS

YEAR	GP	GS	MIN	AVG	FG	FGA	PCT	3-POINT			FT	FTA	PCT	REBOUNDING											
								FG	FGA	PCT				OFF	DEF	TOT	AVG	PF	FO	AST	TO	BLK	STL	PTS	AVG
2019-20	26	21	591	22.7	50	112	.446	39	92	.424	8	12	.667	12	34	46	1.8	31	0	24	15	5	17	147	5.7
2020-21	22	1	381	17.3	41	86	.477	16	52	.308	14	22	.636	14	26	40	1.8	26	0	26	10	2	15	112	5.1
2021-22	34	34	1056	31.0	129	280	.461	69	164	.421	75	89	.843	19	104	123	3.6	57	0	66	36	10	33	402	11.8
2022-23	8	3	217	27.1	24	66	.364	9	43	.209	25	33	.758	2	22	24	3.0	12	0	19	7	3	5	82	10.3
TOTAL	90	59	2245	24.9	244	544	.449	133	351	.379	122	156	.782	47	186	233	2.6	126	0	135	68	20	68	743	8.3



#14 SPENCER JONES

Senior | Forward | 6-7 | 225

Roeland Park, Kan. | Bishop Miege | Management Science & Engineering

Three things to know...

1: Elite shooter on the wing, great defender. One of the best forwards in the Pac-12.

2: Committed to Stanford two weeks after first recruiting call.

3: He was one of six players league-wide last season, and is one of two returners, to earn both all-conference and all-defense honors

Career Accolades: 2022-23 Preseason All-Pac-12 first team ... 2022 All-Pac-12 honorable mention ... 2022 Pac-12 All-Defense honorable mention ... 2021 Diamond Head Classic All-Tournament Team ... 2022 Pac-12 Tournament All-Tournament Team.

Trending: 7th all-time in made 3-pointers at Stanford (201). Five away from tying for sixth (Anthony Goods '09), 17 away from the top five ... Averaged 27.0 points per game at the 2022 Pac-12 Tournament, finished 2021-22 with seven 20-point outings ... In double figures five of the last six games ... 2.3 stocks (steals + blocks) per game, 2.0 offensive rebounds per game ... Shooting 40 percent from 3-point range over the last five games.

JONES' CAREER HIGHS

Points.....28, vs. Arizona 3/10/22
 FG.....12, vs. Arizona 3/10/22
 FGA.....18, vs. Arizona 3/10/22
 3FG..... 6, twice
 3FGA..... 12, vs. Arizona State 3/9/22
 FT..... 5, twice
 FTA..... 7, vs. San Diego State 11/15/22
 Rebounds..... 8, four times
 Assists.....4, three times
 Blocks..... 4, vs. Wisconsin 11/11/22
 Steals..... 4, vs. Washington 2/6/22
 Minutes.....47, at Washington State 2/20/21

ESPN Events Invitational: 10.3 pts, 3.0 reb, 1.7 ast per game

2022-23 GAME-BY-GAME

Opponent	Date	GS	Min	FG-FGA	Pct	3FG-FGA	Pct	FT-FTA	Pct	O/D/T	Avg	PF	FO	A/T	B	S	P	Avg	
PACIFIC	11/07/22	DNP																	
vs Wisconsin	11/11/22		20	3-9	.333	0-5	.000	2-2	1.000	1/3/4	4.0	2	0	1/2	4	1	8	8.0	
SAN DIEGO ST.	11/15/22		26	4-15	.267	2-7	.286	5-7	.714	3/3/6	5.0	1	0	1/0	3	1	15	11.5	
CAL POLY	11/18/22	*	20	4-9	.444	2-5	.400	0-0	.000	3/2/5	5.0	3	0	0/0	0	0	10	11.0	
vs Ole Miss	11/24/22	*	33	5-9	.556	3-4	.750	0-0	.000	2/0/2	4.3	0	0	2/2	1	1	13	11.5	
vs Florida St.	11/25/22	*	29	4-13	.308	0-6	.000	0-0	.000	2/3/5	4.4	1	0	1/1	1	1	8	10.8	
vs Memphis	11/27/22	*	29	4-11	.364	2-5	.400	0-0	.000	1/1/2	4.0	3	0	2/4	0	1	10	10.7	
UCLA	12/01/22	*	29	7-10	.700	3-5	.600	1-2	.500	2/1/3	3.9	2	0	1/4	0	2	18	11.7	

JONES' SEASON HIGHS

Points..... 18, vs. UCLA 12/1/22
 FG..... 7, vs. UCLA 12/1/22
 FGA..... 15, vs. San Diego State 11/15/22
 3FG..... 3, twice
 3FGA..... 7, vs. San Diego State 11/15/22
 FT..... 5, vs. San Diego State 11/15/22
 FTA..... 7, vs. San Diego State 11/15/22
 Rebounds..... 6, vs. San Diego State 11/15/22
 Assists.....2, twice
 Blocks..... 4, vs. Wisconsin 11/11/22
 Steals..... 2, vs. UCLA 12/1/22
 Minutes..... 33, vs. Ole Miss 11/24/22

CAREER STATS

YEAR	GP	GS	MIN	AVG	FG	FGA	PCT	3-POINT			FT	FTA	PCT	REBOUNDING					PF	FO	AST	TO	BLK	STL	PTS	AVG
								FG	FGA	PCT				OFF	DEF	TOT	AVG									
2019-20	32	29	913	28.5	93	221	.421	81	188	.431	16	23	.696	16	85	101	3.2	59	0	27	27	28	19	283	8.8	
2020-21	26	25	735	28.3	72	173	.416	46	124	.371	22	33	.667	21	80	101	3.9	81	1	27	31	17	32	212	8.2	
2021-22	31	31	827	26.7	136	287	.474	62	165	.376	39	52	.750	52	86	138	4.5	80	1	35	45	18	27	373	12.0	
2022-23	7	5	186	26.6	31	76	.408	12	37	.324	8	11	.727	14	13	27	3.9	12	0	8	13	9	7	82	11.7	
TOTAL	96	90	2661	27.7	332	757	.439	201	514	.391	85	119	.714	103	264	367	3.8	232	2	97	116	72	85	950	9.9	



#15 BENNY GEALER

Freshman | Guard | 6-1 | 160

San Pedro, Calif. | Rolling Hills Prep | Undeclared

Three things to know...

- 1: Won the gold medal with Team USA at the 2022 Maccabi Games in Israel
- 2: 3-star recruit at point guard from Rivals
- 3: Valedictorian at Rolling Hills Prep with a 4.8 GPA

Career Accolades: N/A

Trending: N/A

GEALER'S CAREER HIGHS

Points.....	-
FG.....	-
FGA.....	-
3FG.....	-
3FGA.....	-
FT.....	-
FTA.....	-
Rebounds.....	-
Assists.....	-
Blocks.....	-
Steals.....	-
Minutes.....	-

GEALER'S SEASON HIGHS

Points.....	-
FG.....	-
FGA.....	-
3FG.....	-
3FGA.....	-
FT.....	-
FTA.....	-
Rebounds.....	-
Assists.....	-
Blocks.....	-
Steals.....	-
Minutes.....	-

2022-23 GAME-BY-GAME

Opponent	Date	GS	Min	FG-FGA	Pct	3FG-FGA	Pct	FT-FTA	Pct	O/D/T	Avg	PF	FO	A/T	B	S	P	Avg	
PACIFIC	11/07/22	DNP																	
vs. Wisconsin	11/11/22	DNP																	
SAN DIEGO ST.	11/15/22	DNP																	
CAL POLY	11/18/22	DNP																	
vs Ole Miss	11/24/22	DNP																	
vs Florida St.	11/25/22	DNP																	
vs Memphis	11/27/22	DNP																	
UCLA	12/01/22	DNP																	

CAREER STATS

YEAR	GP	GS	MIN	AVG	FG	FGA	PCT	3-POINT			FT	FTA	PCT	REBOUNDING													
								FG	FGA	PCT				OFF	DEF	TOT	AVG	PF	FO	AST	TO	BLK	STL	PTS	AVG		
2022-23	0	0	0	0.0	0	0	.000	0	0	.000	0	0	.000	0	0	0	0.0	0	0	0	0	0	0	0	0	0	0.0
TOTAL	0	0	0	0.0	0	0	.000	0	0	.000	0	0	.000	0	0	0	0.0	0	0	0	0	0	0	0	0	0.0	



#21 NEAL BEGOVICH

Redshirt Junior | Forward | 6-9 | 230

San Francisco, Calif. | St. Ignatius College Prep | Economics

Three things to know...

- 1: Surprised with a scholarship for the 2022-23 season after spending his first three as a walk-on
- 2: Two brothers graduated from Stanford, including Daniel, who played on the basketball team with him from 2019-22
- 3: Switched jersey number from 0 to 21, previously worn by Daniel, to honor his late father, Dan, who played basketball at Cal

Career Accolades: Pac-12 Academic Honor Roll (2021, 2022) ... NABC Honors Court (2022)

Trending: Made season debut Nov. 18 against Cal Poly, scored two points.

BEGOVICH'S CAREER HIGHS

Points..... 3, at North Carolina A&T 12/6/20
 FG..... 1, five times
 FGA..... 4, vs. Cal Poly 11/18/22
 3FG..... 1, at North Carolina A&T 12/6/20
 3FGA..... 2, vs. Cal Poly 11/18/22
 FT..... -
 FTA..... -
 Rebounds..... 1, three times
 Assists..... -
 Blocks..... -
 Steals..... -
 Minutes..... 5, vs. Cal Poly 11/18/22

BEGOVICH'S SEASON HIGHS

Points..... 2, vs. Cal Poly 11/18/22
 FG..... 1, vs. Cal Poly 11/18/22
 FGA..... 4, vs. Cal Poly 11/18/22
 3FG..... -
 3FGA..... 2, vs. Cal Poly 11/18/22
 FT..... -
 FTA..... -
 Rebounds..... 1, vs. Cal Poly 11/18/22
 Assists..... -
 Blocks..... -
 Steals..... -
 Minutes..... 5, vs. Cal Poly 11/18/22

2022-23 GAME-BY-GAME

Opponent	Date	GS	Min	FG-FGA	Pct	3FG-FGA	Pct	FT-FTA	Pct	O/D/T	Avg	PF	FO	A/T	B	S	P	Avg
PACIFIC	11/07/22	DNP																
vs. Wisconsin	11/11/22	DNP																
SAN DIEGO ST.	11/15/22	DNP																
CAL POLY	11/18/22		5	1-4	.250	0-2	.000	0-0	.000	0/1/1	1.0	1	0	0/0	0	0	2	2.0
vs Ole Miss	11/24/22	DNP																
vs Florida St.	11/25/22	DNP																
vs Memphis	11/27/22	DNP																
UCLA	12/01/22	DNP																

CAREER STATS

YEAR	GP	GS	MIN	AVG	FG	FGA	PCT	3-POINT			FT	FTA	PCT	REBOUNDING							PTS	AVG				
								FG	FGA	PCT				OFF	DEF	TOT	AVG	PF	FO	AST			TO	BLK	STL	
2020-21	3	0	7	2.3	3	3	1.000	1	1	1.000	0	0	.000	0	1	1	0.3	0	0	0	0	0	0	0	7	2.3
2021-22	4	0	11	2.8	1	2	.500	0	1	.000	0	0	.000	0	1	1	0.3	2	0	0	0	0	0	0	2	0.5
2022-23	1	0	5	5.0	1	4	.250	0	2	.000	0	0	.000	0	1	1	1.0	1	0	0	0	0	0	0	2	2.0
TOTAL	8	0	23	2.9	5	9	.556	1	4	.250	0	0	.000	0	3	3	0.4	3	0	0	0	0	0	0	11	1.4



#22 JAMES KEEFE

Senior | Forward | 6-9 | 240

Los Angeles, Calif. | Loyola | Economics

Three things to know...

1: Physical rim-running forward, tireless worker. Can defend both post positions.

2: Son of Adam Keefe, a nine-year NBA veteran and Stanford's all-time leading rebounder (1,119) and third-leading scorer (2,319), and Kristin Klein Keefe, an Olympian and four-time All-American on the Stanford volleyball team. Older sisters Caitlin and Michaela, class of 2020, played for Stanford's volleyball team, and won three national titles. Youngest sister, Kerry, is a freshman on the volleyball team at Duke.

3: Spent the summer as a private equity summer analyst at KKR

Career Accolades: CoSIDA Academic All-District (2022) ... Pac-12 Academic Honor Roll (2021, 2022) ... NABC Honors Court (2022)

Trending: First-career double-double, including buzzer-beater for the win with 16 points and 10 rebounds, against Arizona State in the first round of the 2022 Pac-12 Tournament ... Shooting 68.0 percent from the floor ... Multiple offensive rebounds in five of the past six games (2.7 per game).

KEEFE'S CAREER HIGHS

Points17, vs. Washington 2/6/22
 FG 7, twice
 FGA9, vs. Washington 2/6/22
 3FG -
 3FGA 1, vs. Arizona 3/10/22
 FT 6, vs. Arizona State 1/22/22
 FTA 9, vs. Pacific 11/7/22
 Rebounds 11, vs. California 2/1/22
 Assists 4, twice
 Blocks 3, twice
 Steals 2, three times
 Minutes 32, vs. Dartmouth 12/16/21

KEEFE'S SEASON HIGHS

Points 9, twice
 FG 3, four times
 FGA 5, twice
 3FG -
 3FGA -
 FT 3, three times
 FTA 9, vs. Pacific 11/7/22
 Rebounds 8, vs. Florida State 11/25/22
 Assists 4, vs. UCLA 12/1/22
 Blocks 3, vs. Memphis 11/27/22
 Steals 2 vs. Cal Poly 11/18/22
 Minutes 25, vs. Florida State 11/25/22

ESPN Events Invitational: 4.0 pts, 5.3 reb, 1.0 ast per game

2022-23 GAME-BY-GAME

Opponent	Date	GS	Min	FG-FGA	Pct	3FG-FGA	Pct	FT-FTA	Pct	O/D/T	Avg	PF	FO	A/T	B	S	P	Avg
PACIFIC	11/07/22	*	19	2-2	1.000	0-0	.000	3-9	.333	0/2/2	2.0	1	0	2/1	0	1	7	7.0
vs Wisconsin	11/11/22	*	16	1-2	.500	0-0	.000	0-0	.000	0/4/4	3.0	2	0	1/4	0	1	2	4.5
SAN DIEGO ST.	11/15/22	*	24	3-5	.600	0-0	.000	3-5	.600	3/1/4	3.3	2	0	0/2	0	0	9	6.0
CAL POLY	11/18/22	*	15	3-3	1.000	0-0	.000	1-2	.500	3/4/7	4.3	3	0	0/2	0	2	7	6.3
vs Ole Miss	11/24/22	*	20	3-5	.600	0-0	.000	1-1	1.000	1/1/2	3.8	3	0	1/0	0	0	7	6.4
vs Florida St.	11/25/22	*	25	2-2	1.000	0-0	.000	0-3	.000	3/5/8	4.5	1	0	2/0	0	1	4	6.0
vs Memphis	11/27/22	*	22	0-2	.000	0-0	.000	1-2	.500	2/4/6	4.7	1	0	0/0	3	0	1	5.3
UCLA	12/01/22		24	3-4	.750	0-0	.000	3-5	.600	4/3/7	5.0	1	0	4/0	0	1	9	5.8

CAREER STATS

YEAR	GP	GS	MIN	AVG	FG	FGA	PCT	3-POINT			FT	FTA	PCT	REBOUNDING							PTS	AVG			
								FG	FGA	PCT				OFF	DEF	TOT	AVG	PF	FO	AST			TO	BLK	STL
2019-20	30	0	272	9.1	27	51	.529	0	0	.000	12	32	.375	16	44	60	2.0	42	0	4	11	7	5	66	2.2
2020-21	24	0	182	7.6	9	26	.346	0	0	.000	12	20	.600	14	28	42	1.8	18	0	6	7	3	4	30	1.3
2021-22	30	24	611	20.4	63	105	.600	0	1	.000	34	56	.607	57	86	143	4.8	50	1	20	21	11	11	160	5.3
2022-23	8	7	165	20.6	17	25	.680	0	0	.000	12	27	.444	16	24	40	5.0	14	0	10	9	3	6	46	5.8
TOTAL	92	31	1230	13.4	116	207	.560	0	1	.000	70	135	.519	103	182	285	3.1	124	1	40	48	24	26	302	3.3



#23 BRANDON ANGEL

Junior | Forward | 6-8 | 240

San Diego, Calif. | Torrey Pines | Economics

Three things to know...

- 1: 247Sports four-star recruit (#123). Top-25 rated forward nationally
- 2: Elite shooter who can line up at either forward position. Chose Stanford over California and Wisconsin
- 3: Ranked fourth in the Pac-12 as a sophomore in scoring off the bench

Career Accolades: Pac-12 Academic Honor Roll (2022)

Trending: Earned first start of his career in the season opener against Pacific (Nov. 7) ... Fourth on the team with 8.4 points per game ... Led the team with 14 points in Milwaukee against Wisconsin (Nov. 11) ... Scored a career-high 22 points vs. Florida State (Nov. 25) ... Six steals in last four games, five in last three.

ESPN Events Invitational: 9.0 pts, 5.7 reb, 1.3 ast, 1.0 stl per game

ANGEL'S CAREER HIGHS

Points 22, vs. Florida State 11/25/22
 FG 8, vs. Florida State 11/25/22
 FGA 15, vs. Florida State 11/25/22
 3FG 4, at Arizona State 3/5/22
 3FGA 7, vs. Utah 2/17/22
 FT 7, vs. Arizona State 1/22/22
 FTA 7, vs. Arizona State 1/22/22
 Rebounds 10, at Oregon 2/10/22
 Assists 3, three times
 Blocks 1, five times
 Steals 3, twice
 Minutes 31, twice

ANGEL'S SEASON HIGHS

Points 22, vs. Florida State 11/25/22
 FG 8, vs. Florida State 11/25/22
 FGA 15, vs. Florida State 11/25/22
 3FG 2, twice
 3FGA 5, vs. Wisconsin 11/11/22
 FT 4, vs. Florida State 11/25/22
 FTA 4, three times
 Rebounds 8, vs. Florida State 11/25/22
 Assists 2, twice
 Blocks -
 Steals 3, vs. UCLA 12/1/22
 Minutes 31, twice

2022-23 GAME-BY-GAME

Opponent	Date	GS	Min	FG-FGA	Pct	3FG-FGA	Pct	FT-FTA	Pct	O/D/T	Avg	PF	FO	A/T	B	S	P	Avg
PACIFIC	11/07/22	*	24	4-4	1.000	2-2	1.000	0-0	.000	0/2/2	2.0	4	0	1/2	0	0	10	10.0
vs Wisconsin	11/11/22	*	31	5-11	.455	1-5	.200	3-4	.750	1/2/3	2.5	4	0	0/1	0	0	14	12.0
SAN DIEGO ST.	11/15/22	*	28	3-5	.600	0-2	.000	3-4	.750	1/3/4	3.0	2	0	1/3	0	0	9	11.0
CAL POLY	11/18/22	*	17	1-3	.333	0-1	.000	0-0	.000	1/1/2	2.8	2	0	1/3	0	0	2	8.8
vs Ole Miss	11/24/22	*	21	1-4	.250	1-4	.250	0-0	.000	0/4/4	3.0	0	0	2/1	0	1	3	7.6
vs Florida St.	11/25/22	*	31	8-15	.533	2-4	.500	4-4	1.000	4/4/8	3.8	2	0	2/1	0	2	22	10.0
vs Memphis	11/27/22	*	22	1-6	.167	0-4	.000	0-0	.000	1/4/5	4.0	3	0	0/0	0	0	2	8.9
UCLA	12/01/22	*	12	1-2	.500	1-1	1.000	2-2	1.000	1/0/1	3.6	3	0	0/5	0	3	5	8.4

CAREER STATS

YEAR	GP	GS	MIN	AVG	FG	FGA	PCT	3-POINT			FT	FTA	PCT	REBOUNDING				PF	FO	AST	TO	BLK	STL	PTS	AVG
								FG	FGA	PCT				OFF	DEF	TOT	AVG								
2020-21	17	0	154	9.1	11	36	.306	5	20	.250	4	4	1.000	2	18	20	1.2	19	0	4	10	1	4	31	1.8
2021-22	32	0	636	19.9	86	183	.470	30	84	.357	45	56	.804	24	70	94	2.9	66	0	21	34	4	11	247	7.7
2022-23	8	8	186	23.3	24	50	.480	7	23	.304	12	14	.857	9	20	29	3.6	20	0	7	16	0	6	67	8.4
TOTAL	57	8	976	17.1	121	269	.450	42	127	.331	61	74	.824	35	108	143	2.5	105	0	32	60	5	21	345	6.1



#24 JAYLEN THOMPSON

Freshman | Forward | 6-8 | 195

Oakland, Calif. | Southern California Academy | Undeclared

Three things to know...

- 1: Consensus four-star recruit, rated as high as No. 67 by 247Sports
- 2: Elite athlete, switchable defender who can guard multiple positions
- 3: Selected Stanford over USC, Arizona, Arizona State, Harvard, Cal and Washington

Career Accolades: N/A

Trending: N/A

THOMPSON'S CAREER HIGHS

Points -
 FG -
 FGA -
 3FG -
 3FGA -
 FT -
 FTA -
 Rebounds -
 Assists -
 Blocks -
 Steals -
 Minutes -

2022-23 GAME-BY-GAME

Opponent	Date	GS	Min	FG-FGA	Pct	3FG-FGA	Pct	FT-FTA	Pct	O/D/T	Avg	PF	FO	A/T	B	S	P	Avg
PACIFIC	11/07/22	DNP																
vs. Wisconsin	11/11/22	DNP																
SAN DIEGO ST.	11/15/22	DNP																
CAL POLY	11/18/22	DNP																
vs Ole Miss	11/24/22	DNP																
vs Florida St.	11/25/22	DNP																
vs Memphis	11/27/22	DNP																
UCLA	12/01/22	DNP																

THOMPSON'S SEASON HIGHS

Points -
 FG -
 FGA -
 3FG -
 3FGA -
 FT -
 FTA -
 Rebounds -
 Assists -
 Blocks -
 Steals -
 Minutes -

CAREER STATS

YEAR	GP	GS	MIN	AVG	FG	FGA	PCT	3-POINT			FT	FTA	PCT	REBOUNDING							PTS	AVG				
								FG	FGA	PCT				OFF	DEF	TOT	AVG	PF	FO	AST			TO	BLK	STL	
2022-23	0	0	0	0.0	0	0	.000	0	0	.000	0	0	.000	0	0	0	0.0	0	0	0	0	0	0	0	0	0.0
TOTAL	0	0	0	0.0	0	0	.000	0	0	.000	0	0	.000	0	0	0	0.0	0	0	0	0	0	0	0	0.0	

#25 JOSUE GIL-SILVA

Senior | Guard | 6-1 | 185

Salinas, Calif. | Alisal | Mechanical Engineering

Three things to know...

1: Started as a Stanford manager, elevated to the roster as a senior on Dec. 1, 2022

2: Cousin of sophomore guard Isa Silva.

3: TBA

Career Accolades: N/A

Trending: N/A

GIL-SILVA'S CAREER HIGHS

Points-
 FG-
 FGA-
 3FG-
 3FGA-
 FT-
 FTA-
 Rebounds.....-
 Assists.....-
 Blocks.....-
 Steals.....-
 Minutes.....-

2022-23 GAME-BY-GAME

Opponent	Date	GS	Min	FG-FGA	Pct	3FG-FGA	Pct	FT-FTA	Pct	O/D/T	Avg	PF	FO	A/T	B	S	P	Avg
PACIFIC	11/07/22	DNP																
vs Wisconsin	11/11/22	DNP																
SAN DIEGO ST.	11/15/22	DNP																
CAL POLY	11/18/22	DNP																
vs Ole Miss	11/24/22	DNP																
vs Florida St.	11/25/22	DNP																
vs Memphis	11/27/22	DNP																
UCLA	12/01/22	DNP																

GIL-SILVA'S SEASON HIGHS

Points-
 FG-
 FGA-
 3FG-
 3FGA-
 FT-
 FTA-
 Rebounds.....-
 Assists.....-
 Blocks.....-
 Steals.....-
 Minutes.....-

CAREER STATS

YEAR	GP	GS	MIN	AVG	FG	FGA	PCT	3-POINT			FT	FTA	PCT	REBOUNDING												
								FG	FGA	PCT				OFF	DEF	TOT	AVG	PF	FO	AST	TO	BLK	STL	PTS	AVG	
2022-23	0	0	0	0.0	0	0	.000	0	0	.000	0	0	.000	0	0	0	0.0	0	0	0	0	0	0	0	0	0.0
TOTAL	0	0	0	0.0	0	0	.000	0	0	.000	0	0	.000	0	0	0	0.0	0	0	0	0	0	0	0	0.0	



#42 MAXIME RAYNAUD

Sophomore | Forward | 7-1 | 250

Paris, France | Lycee Henri IV | Undeclared

Three things to know...

1: Played for Espoirs Nanterre before Stanford, where he averaged 12.8 points and 8.7 rebounds per game. Can stretch his game to the 3-point line. Teammate of projected 2023 NBA top pick Victor Wembanyama.

2: Part of French national team system. Won a silver medal at the FIBA U16 European Championships in 2019 in Italy.

3: Attended the prestigious Lycee Henri IV in Paris, interested in astrophysics

Career Accolades: N/A

Trending: Scored a career-high 22 points on 9-of-11 shooting in the season-opener against Pacific (Nov. 7) ... Ranks 11th in the Pac-12 in field goal percentage ... Leads the team in rebounds.

ESPN Events Invitational: 4.3 pts, 7.0 reb, 1.0 ast per game

RAYNAUD'S CAREER HIGHS

Points..... 22, vs. Pacific 11/7/22
 FG..... 9, vs. Pacific 11/7/22
 FGA..... 11, vs. Pacific 11/7/22
 3FG..... 2, vs. Cal Poly 11/18/22
 3FGA..... 3, twice
 FT..... 3, vs. Pacific 11/7/22
 FTA..... 5, vs. Pacific 11/7/22
 Rebounds.....10, at Santa Clara 11/12/21
 Assists.....4, at Santa Clara 11/12/21
 Blocks.....2, three times
 Steals.....2, three times
 Minutes..... 24, twice

RAYNAUD'S SEASON HIGHS

Points..... 22, vs. Pacific 11/7/22
 FG..... 9, vs. Pacific 11/7/22
 FGA..... 11, vs. Pacific 11/7/22
 3FG..... 2, vs. Cal Poly 11/18/22
 3FGA..... 3, twice
 FT..... 3, vs. Pacific 11/7/22
 FTA..... 5, vs. Pacific 11/7/22
 Rebounds..... 9, twice
 Assists..... 2, vs. Florida State 11/25/22
 Blocks.....2, twice
 Steals.....2, twice
 Minutes.....24, vs. Wisconsin 11/11/22

2022-23 GAME-BY-GAME

Opponent	Date	GS	Min	FG-FGA	Pct	3FG-FGA	Pct	FT-FTA	Pct	O/D/T	Avg	PF	FO	A/T	B	S	P	Avg
PACIFIC	11/07/22		21	9-11	.818	1-1	1.000	3-5	.600	2/7/9	9.0	2	0	1/2	2	0	22	22.0
vs Wisconsin	11/11/22		24	1-4	.250	0-1	.000	1-2	.500	0/6/6	7.5	1	0	0/2	1	0	3	12.5
SAN DIEGO ST.	11/15/22		14	3-5	.600	0-1	.000	1-2	.500	1/2/3	6.0	1	0	0/1	0	0	7	10.7
CAL POLY	11/18/22		22	4-6	.667	2-3	.667	0-1	.000	1/3/4	5.5	1	0	1/0	1	0	10	10.5
vs Ole Miss	11/24/22		20	1-6	.167	0-3	.000	0-0	.000	1/4/5	5.4	1	0	0/1	2	0	2	8.8
vs Florida St.	11/25/22		14	3-4	.750	0-0	.000	0-0	.000	3/4/7	5.7	1	0	2/2	0	0	6	8.3
vs Memphis	11/27/22		18	2-4	.500	1-1	1.000	0-0	.000	4/5/9	6.1	0	0	1/1	0	2	5	7.9
UCLA	12/01/22		14	1-3	.333	0-1	.000	0-0	.000	0/2/2	5.6	4	0	0/0	1	2	2	7.1

CAREER STATS

YEAR	GP	GS	MIN	AVG	FG	FGA	PCT	3-POINT			FT	FTA	PCT	REBOUNDING							PTS	AVG			
								FG	FGA	PCT				OFF	DEF	TOT	AVG	PF	FO	AST			TO	BLK	STL
2021-22	29	5	349	12.0	53	98	.541	11	26	.423	14	26	.538	35	76	111	3.8	41	1	22	32	6	5	131	4.5
2022-23	8	1	147	18.4	24	43	.558	4	11	.364	5	10	.500	12	33	45	5.6	11	0	5	9	7	4	57	7.1
TOTAL	37	6	496	13.4	77	141	.546	15	37	.405	19	36	.528	47	109	156	4.2	52	1	27	41	13	9	188	5.1



#55 HARRISON INGRAM

Sophomore | Forward | 6-7 | 230
Dallas, Texas | St. Mark's | Undeclared

Three things to know...

- 1: Reigning Pac-12 Freshman of the Year, Stanford's first to win the honor since Casey Jacobsen in 2000
- 2: Consensus five-star recruit, rated No. 12 nationally by Rivals, No. 16 by 247Sports and No. 20 by ESPN. Ninth McDonald's All-American in program history
- 3: Won a gold medal at the FIBA U19 World Cup with the United States, where head coach Jerod Haase was an assistant coach

Career Accolades: 2022-23 Preseason All-Pac-12 first team ... 2023 Julius Erving Small Forward of the Year watch list ... 2023 Naismith Trophy watch list ... 2023 Wooden Award watch list ... 2022 Pac-12 Freshman of the Year ... 2022 All-Pac-12 honorable mention ... 2022 Pac-12 All-Freshman Team ... 2022 Preseason All-Pac-12 honorable mention ... 2022 Julius Erving Small Forward of the Year Top-10 Finalist ... Six-time Pac-12 Freshman of the Week (Nov. 15, Dec. 13, Dec. 20, Dec. 27, Jan. 31, Feb. 14) ... Stanford Athletic Board Conference Athlete of the Year (2022)

INGRAM'S CAREER HIGHS

Points.....24, vs. Ole Miss 11/24/22
FG.....8, vs. San Jose State 11/15/21
FGA.....15, vs. Dartmouth 12/16/21
3FG.....3, four times
3FGA.....7, four times
FT.....9, vs. Ole Miss 11/24/22
FTA.....10, twice
Rebounds.....11, vs. San Jose State 11/15/21
Assists.....9, at Oregon State 2/12/22
Blocks.....2, twice
Steals.....3, twice
Minutes.....38, twice

Trending: Nation's only rising sophomore to have averaged at least 10 points, six rebounds and three assists per game last season as a freshman ... Tallied a career-best 24 points against Ole Miss (Nov. 24) ... Averaging 12.5 points per game over the last four games.

ESPN Events Invitational: 14.7 pts, 5.3 reb, 2.0 ast per game. Ranked fifth in the tournament in scoring, second in made free throws.

2022-23 GAME-BY-GAME

Opponent	Date	GS	Min	FG-FGA	Pct	3FG-FGA	Pct	FT-FTA	Pct	O/D/T	Avg	PF	FO	A/T	B	S	P	Avg
PACIFIC	11/07/22	*	31	2-6	.333	1-4	.250	2-4	.500	2/4/6	6.0	2	0	6/4	1	0	7	7.0
vs Wisconsin	11/11/22	*	32	2-8	.250	0-2	.000	2-4	.500	2/6/8	7.0	2	0	1/3	2	0	6	6.5
SAN DIEGO ST.	11/15/22	*	32	4-9	.444	1-3	.333	2-2	1.000	0/4/4	6.0	2	0	2/3	0	0	11	8.0
CAL POLY	11/18/22	*	19	2-6	.333	1-2	.500	0-0	.000	1/3/4	5.5	3	0	8/1	0	1	5	7.3
vs Ole Miss	11/24/22	*	25	6-12	.500	3-5	.600	9-10	.900	2/2/4	5.2	3	0	2/2	0	0	24	10.6
vs Florida St.	11/25/22	*	25	3-11	.273	0-4	.000	4-7	.571	1/5/6	5.3	2	0	0/4	1	0	10	10.5
vs Memphis	11/27/22	*	33	4-13	.308	2-5	.400	0-0	.000	2/4/6	5.4	3	0	4/3	1	1	10	10.4
UCLA	12/01/22	*	20	3-8	.375	0-5	.000	0-0	.000	0/1/1	4.9	1	0	1/2	1	1	6	9.9

INGRAM'S SEASON HIGHS

Points.....24, vs. Ole Miss 11/24/22
FG.....6, vs. Ole Miss 11/24/22
FGA.....13, vs. Memphis 11/27/22
3FG.....3, vs. Ole Miss 11/24/22
3FGA.....5, three times
FT.....9, vs. Ole Miss 11/24/22
FTA.....10, vs. Ole Miss 11/24/22
Rebounds.....8, vs. Wisconsin 11/11/22
Assists.....8, vs. Cal Poly 11/18/22
Blocks.....2, vs. Wisconsin 11/11/22
Steals.....1, three times
Minutes.....33, vs. Memphis 11/27/22

CAREER STATS

YEAR	GP	GS	MIN	AVG	FG	FGA	PCT	3-POINT			FT	FTA	PCT	REBOUNDING					PF	FO	AST	TO	BLK	STL	PTS	AVG
								FG	FGA	PCT				OFF	DEF	TOT	AVG									
2021-22	32	30	995	31.1	119	307	.388	36	115	.313	63	95	.663	58	156	214	6.7	54	0	97	72	8	30	337	10.5	
2022-23	8	8	217	27.1	26	73	.356	8	30	.267	19	27	.704	10	29	39	4.9	18	0	24	22	6	3	79	9.9	
TOTAL	40	38	1212	30.3	145	380	.382	44	145	.303	82	122	.672	68	185	253	6.3	72	0	121	94	14	33	416	10.4	



**2022-23 Stanford Men's Basketball
Team Game-by-Game
All games**

Page 1/1
as of Dec 02, 2022

Opponent	Date	Score	Total		3-Pointers		Free throws		Rebounds				PF	A	TO	BLK	STL	PTS	AVG
			FG-FGA	PCT	3FG-3FGA	PCT	FT-FTA	PCT	OFF	DEF	TOT	AVG							
Pacific	11/07/2022	88-78 W	29-48	.604	8-22	.364	22-34	.647	6	30	36	36.0	15	18	16	3	5	88	88.0
vs Wisconsin	11/11/2022	50-60 L	17-47	.362	1-16	.063	15-23	.652	7	31	38	37.0	20	6	16	9	5	50	69.0
San Diego St.	11/15/2022	62-74 L	21-52	.404	4-18	.222	16-24	.667	12	20	32	35.3	19	10	17	4	3	62	66.7
Cal Poly	11/18/2022	80-43 W	29-59	.492	14-29	.483	8-12	.667	12	30	42	37.0	22	18	13	2	7	80	70.0
vs Ole Miss	11/24/2022	68-72 L	23-57	.404	7-22	.318	15-16	.938	7	23	30	35.6	13	14	9	3	5	68	69.6
vs Florida St.	11/25/2022	70-60 W	27-64	.422	3-26	.115	13-20	.650	16	28	44	37.0	13	12	14	2	7	70	69.7
vs Memphis	11/27/2022	48-56 L	17-58	.293	10-33	.303	4-6	.667	15	26	41	37.6	15	10	15	4	7	48	66.6
UCLA	12/01/2022	66-80 L	24-53	.453	9-27	.333	9-14	.643	11	13	24	35.9	15	15	17	3	11	66	66.5
Total		532	187-438	.427	56-193	.290	102-149	.685	86	201	287	35.9	132	103	117	30	50	532	66.5
Opponents		523	191-434	.440	52-157	.331	89-123	.724	51	188	239	29.9	142	94	100	22	58	523	65.4

Stanford Averages

Games Played	Points/game	FG Pct	3FG Pct	FT Pct	Rebounds/game	Assists/game	Turnovers/game	Assist/Turnover ratio	Steals/game	Blocks/game
8	66.5	42.7	29.0	68.5	35.9	12.9	14.6	0.9	6.3	3.8



**2022-23 Stanford Men's Basketball
Opponents Game-by-Game
All games**

Page 1/1
as of Dec 02, 2022

Opponent	Date	Score	Total		3-Pointers		Free throws		Rebounds				PF	A	TO	BLK	STL	PTS	AVG
			FG-FGA	PCT	3FG-3FGA	PCT	FT-FTA	PCT	OFF	DEF	TOT	AVG							
Pacific	11/07/2022	88-78 W	28-67	.418	11-30	.367	11-14	.786	9	22	31	31.0	24	11	12	2	7	78	78.0
vs Wisconsin	11/11/2022	50-60 L	22-59	.373	5-20	.250	11-18	.611	9	23	32	31.5	20	9	9	4	11	60	69.0
San Diego St.	11/15/2022	62-74 L	26-51	.510	8-21	.381	14-18	.778	3	24	27	30.0	21	15	11	2	9	74	70.7
Cal Poly	11/18/2022	80-43 W	12-43	.279	6-23	.261	13-18	.722	5	20	25	28.8	17	5	16	1	4	43	63.8
vs Ole Miss	11/24/2022	68-72 L	29-58	.500	4-11	.364	10-15	.667	8	27	35	30.0	14	14	11	2	6	72	65.4
vs Florida St.	11/25/2022	70-60 W	21-48	.438	6-20	.300	12-18	.667	3	23	26	29.3	18	13	15	5	10	60	64.5
vs Memphis	11/27/2022	48-56 L	21-54	.389	6-18	.333	8-11	.727	7	28	35	30.1	11	14	10	4	7	56	63.3
UCLA	12/01/2022	66-80 L	32-54	.593	6-14	.429	10-11	.909	7	21	28	29.9	17	13	16	2	4	80	65.4
Total		523	191-434	.440	52-157	.331	89-123	.724	51	188	239	29.9	142	94	100	22	58	523	65.4
Stanford		532	187-438	.427	56-193	.290	102-149	.685	86	201	287	35.9	132	103	117	30	50	532	66.5

Opponents Averages

Games Played	Points/game	FG Pct	3FG Pct	FT Pct	Rebounds/game	Assists/game	Turnovers/game	Assist/Turnover ratio	Steals/game	Blocks/game
8	65.4	44.0	33.1	72.4	29.9	11.8	12.5	0.9	7.3	2.8



**2022-23 Stanford Men's Basketball
Combined Team Statistics
All games**

Game Records

Record	Overall	Home	Away	Neutral
ALL GAMES	3-5	2-2	0-0	1-3
CONFERENCE	0-1	0-1	0-0	0-0
NON-CONFERENCE	3-4	2-1	0-0	1-3

Score by Periods

Team	1st	2nd	OT	TOT
Stanford	233	299	0	532
Opponents	255	268	0	523

Team Box Score

No.	Player	Total			3-Point		F-Throw		Rebounds				Other				PTS	AVG				
		GP-GS	MIN	AVG	FG-FGA	FG%	3FG-3FGA	3FG%	FT-FTA	FT%	OFF	DEF	TOT	AVG	PF	DQ			A	TO	BLK	STL
14	JONES, Spencer	7-5	185:38	26.5	31-76	.408	12-37	.324	8-11	.727	14	13	27	3.9	12	0	8	13	9	7	82	11.7
13	JONES, Michael	8-3	216:05	27.0	24-66	.364	9-43	.209	25-33	.758	2	22	24	3.0	12	0	19	7	3	5	82	10.3
55	INGRAM, Harrison	8-8	217:50	27.2	26-73	.356	8-30	.267	19-27	.704	10	29	39	4.9	18	0	24	22	6	3	79	9.9
23	ANGEL, Brandon	8-8	184:08	23.0	24-50	.480	7-23	.304	12-14	.857	9	20	29	3.6	20	0	7	16	0	6	67	8.4
42	RAYNAUD, Maxime	8-1	149:09	18.6	24-43	.558	4-11	.364	5-10	.500	12	33	45	5.6	11	0	5	9	7	4	57	7.1
22	KEEFE, James	8-7	164:12	20.5	17-25	.680	0-0	.000	12-27	.444	16	24	40	5.0	14	0	10	9	3	6	46	5.8
1	SILVA, Isa	8-5	136:06	17.0	13-31	.419	2-10	.200	6-9	.667	0	7	7	0.9	21	0	9	11	0	4	34	4.3
10	MURRELL, Max	8-0	113:52	14.2	9-19	.474	7-12	.583	9-11	.818	5	17	22	2.8	8	0	4	4	2	4	34	4.3
5	O'CONNELL, Michael	8-3	167:25	20.9	10-28	.357	1-9	.111	6-7	.857	3	14	17	2.1	11	0	14	16	0	9	27	3.4
11	AGARWAL, Ryan	5-0	40:02	8.0	6-13	.462	4-10	.400	0-0	.000	0	4	4	0.8	3	0	2	3	0	2	16	3.2
3	MOSS, Jarvis	3-0	19:55	6.6	2-10	.200	2-6	.333	0-0	.000	1	4	5	1.7	1	0	1	0	0	0	6	2.0
21	BEGOVIICH, Neal	1-0	05:38	5.6	1-4	.250	0-2	.000	0-0	.000	0	1	1	1.0	1	0	0	0	0	0	2	2.0
Team											14	13	27					7				
Total		8	1600		187-438	.427	56-193	.290	102-149	.685	86	201	287	35.9	132	0	103	117	30	50	532	66.5
Opponents		8	1600		191-434	.440	52-157	.331	89-123	.724	51	188	239	29.9	142	2	94	100	22	58	523	65.4

Team Statistics

	STAN	OPP
Scoring	532	523
Points per game	66.5	65.4
Scoring margin	+1.1	-
Field goals-att	187-438	191-434
Field goal pct	.427	.440
3 point fg-att	56-193	52-157
3-point FG pct	.290	.331
3-pt FG made per game	7.0	6.5
Free throws-att	102-149	89-123
Free throw pct	.685	.724
F-Throws made per game	12.8	11.1
Rebounds	287	239
Rebounds per game	35.9	29.9
Rebounding margin	+6.0	-
Assists	103	94
Assists per game	12.9	11.8
Turnovers	117	100
Turnovers per game	14.6	12.5
Turnover margin	-2.1	-
Assist/turnover ratio	0.9	0.9
Steals	50	58
Steals per game	6.3	7.3
Blocks	30	22
Blocks per game	3.8	2.8
Winning streak	0	-
Home win streak	0	-
Attendance	14436	0
Home games-Avg/Game	4-3609	0-0
Neutral site-Avg/Game	-	4-5062

Team Results

Date	Opponent		Score	Att.
11/07/2022	Pacific	W	88-78	3380
11/11/2022	vs Wisconsin	L	50-60	17927
11/15/2022	San Diego St.	L	62-74	3945
11/18/2022	Cal Poly	W	80-43	2263
11/24/2022	vs Ole Miss	L	68-72	1211
11/25/2022	vs Florida St.	W	70-60	1108
11/27/2022	vs Memphis	L	48-56	0
12/01/2022	UCLA	L	66-80	4848





2022-23 Stanford Men's Basketball Combined Team Statistics In Conference games

Game Records

Record	Overall	Home	Away	Neutral
ALL GAMES	0-1	0-1	0-0	0-0
CONFERENCE	0-1	0-1	0-0	0-0
NON-CONFERENCE	0-0	0-0	0-0	0-0

Score by Periods

Team	1st	2nd	OT	TOT
Stanford	29	37	0	66
Opponents	50	30	0	80

Team Box Score

No.	Player				Total		3-Point		F-Throw		Rebounds								PTS	AVG		
		GP-GS	MIN	AVG	FG-FGA	FG%	3FG-3FGA	3FG%	FT-FTA	FT%	OFF	DEF	TOT	AVG	PF	DQ	A	TO			BLK	STL
14	JONES, Spencer	1-1	29:25	29.4	7-10	.700	3-5	.600	1-2	.500	2	1	3	3.0	2	0	1	4	0	2	18	18.0
13	JONES, Michael	1-0	26:49	26.8	3-9	.333	2-7	.286	2-3	.667	0	3	3	3.0	0	0	5	1	0	0	10	10.0
22	KEEFE, James	1-0	23:50	23.8	3-4	.750	0-0	.000	3-5	.600	4	3	7	7.0	1	0	4	0	0	1	9	9.0
11	AGARWAL, Ryan	1-0	14:19	14.3	3-6	.500	2-5	.400	0-0	.000	0	1	1	1.0	1	0	1	0	0	1	8	8.0
1	SILVA, Isa	1-1	21:30	21.5	3-8	.375	1-3	.333	1-2	.500	0	1	1	1.0	3	0	1	1	0	0	8	8.0
55	INGRAM, Harrison	1-1	19:33	19.6	3-8	.375	0-5	.000	0-0	.000	0	1	1	1.0	1	0	1	2	1	1	6	6.0
23	ANGEL, Brandon	1-1	12:36	12.6	1-2	.500	1-1	1.000	2-2	1.000	1	0	1	1.0	3	0	0	5	0	3	5	5.0
42	RAYNAUD, Maxime	1-1	14:17	14.3	1-3	.333	0-1	.000	0-0	.000	0	2	2	2.0	4	0	0	0	1	2	2	2.0
5	O'CONNELL, Michael	1-0	20:23	20.4	0-3	.000	0-0	.000	0-0	.000	0	1	1	1.0	0	0	2	1	0	1	0	0.0
10	MURRELL, Max	1-0	17:18	17.3	0-0	.000	0-0	.000	0-0	.000	1	0	1	1.0	0	0	0	0	1	0	0	0.0
Team											3		3				3					
Total		1	200		24-53	.453	9-27	.333	9-14	.643	11	13	24	24.0	15	0	15	17	3	11	66	66.0
Opponents		1	200		32-54	.593	6-14	.429	10-11	.909	7	21	28	28.0	17	1	13	16	2	4	80	80.0

Team Statistics

	STAN	OPP
Scoring	66	80
Points per game	66.0	80.0
Scoring margin	-14.0	-
Field goals-att	24-53	32-54
Field goal pct	.453	.593
3 point fg-att	9-27	6-14
3-point FG pct	.333	.429
3-pt FG made per game	9.0	6.0
Free throws-att	9-14	10-11
Free throw pct	.643	.909
F-Throws made per game	9.0	10.0
Rebounds	24	28
Rebounds per game	24.0	28.0
Rebounding margin	-4.0	-
Assists	15	13
Assists per game	15.0	13.0
Turnovers	17	16
Turnovers per game	17.0	16.0
Turnover margin	-1.0	-
Assist/turnover ratio	0.9	0.8
Steals	11	4
Steals per game	11.0	4.0
Blocks	3	2
Blocks per game	3.0	2.0
Winning streak	0	-
Home win streak	0	-
Attendance	4848	0
Home games-Avg/Game	1-4848	0-0
Neutral site-Avg/Game	-	0-0

Team Results


Date	Opponent		Score	Att.
12/01/2022	UCLA	L	66-80	4848





1 **Isa Silva**

G • 6-4 • 190 • So.
Sacramento, Calif.
Jesuit



3 **Jarvis Moss**

G • 6-4 • 200 • So.
Concord, N.C.
Cannon School



5 **Michael O'Connell**

G • 6-2 • 195 • Jr.
Mineola, N.Y.
Blair Academy (N.J.)



10 **Max Murrell**

F • 6-9 • 225 • Jr.
Omaha, Neb.
Millard North



11 **Ryan Agarwal**

G • 6-6 • 190 • Fr.
Coppell, Texas
Coppell



13 **Michael Jones**

G • 6-5 • 205 • Gr.
Woodbury, Minn.
Davidson



14 **Spencer Jones**

F • 6-7 • 225 • Sr.
Roeland Park, Kan.
Bishop Miege



15 **Benny Gealer**

G • 6-1 • 160 • Fr.
San Pedro, Calif.
Rolling Hills Prep



21 **Neal Begovich**

F • 6-9 • 230 • R-Jr.
San Francisco, Calif.
St. Ignatius College Prep



22 **James Keefe**

F • 6-9 • 240 • Sr.
Los Angeles, Calif.
Loyola



23 **Brandon Angel**

F • 6-8 • 240 • Jr.
San Diego, Calif.
Torrey Pines




24 **Jaylen Thompson**

F • 6-8 • 195 • Fr.
Oakland, Calif.
Southern CA Academy



42 **Maxime Raynaud**

F • 7-1 • 250 • So.
Paris, France
Lycee Henri IV



55 **Harrison Ingram**

F • 6-7 • 230 • So.
Dallas, Texas
St. Mark's



Jerod Haase

Anne and Tony
Joseph Director of
Men's Basketball



Jesse Pruitt

James C. Gaither
Assistant Men's
Basketball Coach




Rob Ehsan

Oscar da Silva
Assistant Men's
Basketball Coach



Brandon Dunson

Assistant Coach



David Berkun

Assistant Athletics
Director, Men's
Basketball



Nate Britt II

Director of Player
Development



Michael Chatman

Sports Performance
Coach



Jack Frost

Assistant to the Head
Coach



Dominic Vincentini

Associate Athletic
Trainer



Michael Reutt

Assitant Director,
Basketball Operations