

NCAA Gymnastics Score Sheet

Teams: Home University Of California Los Angeles Visitor University Of Utah

Date Mar 22, 2014 Place Haas Pavilion Attendance 2041

Name		1	2	3	4	nd	AVE	Name		1	2	3	4	nd	AVE
V A U L T	1 Jennifer Pinches 201	9.80	9.70	9.75	9.80		9.775	1	Becky Tutka 219	9.80	9.80	9.75	9.70		9.775
	2 Hallie Mossett 198	9.75	9.80	9.80	9.75		9.775	2	Mary Beth Lofgren 215	9.80	9.85	9.75	9.75		9.775
	3 Sadiqua Bynum 189	9.80	9.85	9.80	9.75		9.800	3	Nansy Damianova 209	9.85	9.90	9.85	9.85		9.850
	4 Sydney Sawa 202	9.90	9.90	9.95	9.90		9.900	4	Kailah Delaney 211	9.85	9.90	9.90	9.90		9.900
	5 Samantha Peszek 200	9.85	9.80	9.80	9.85		9.825	5	Tory Wilson 220	9.90	9.95	9.95	9.90		9.925
	6 Olivia Courtney 191	9.85	9.95	9.90	9.90		9.900	6	Georgia Dabritz 208	9.95	9.95	9.95	9.95		9.950

Vault Score: 49.200 Running Score: 49.200 Vault Score: 49.400 Running Score: 49.400

B A R S	1 Danusia Francis 194	9.85	9.75	9.85	9.80		9.825	1	Breanna Hughes 213	9.75	9.80	9.85	9.80		9.800
	2 Hallie Mossett 198	8.00	8.00	8.60	8.35		8.175	2	Tory Wilson 220	9.90	9.80	9.85	9.90		9.875
	3 Sydney Sawa 202	9.65	9.80	9.65	9.80		9.725	3	Hailee Hansen 212	9.90	9.85	9.90	9.90		9.900
	4 Olivia Courtney 191	9.80	9.80	9.75	9.85		9.800	4	Corrie Lothrop 216	9.90	9.90	9.85	9.95		9.900
	5 Sophina DeJesus 193	9.75	9.75	9.85	9.75		9.750	5	Nansy Damianova 209	9.95	9.85	9.95	9.90		9.925
	6 Samantha Peszek 200	9.90	9.85	9.90	9.90		9.900	6	Georgia Dabritz 208	10.00	9.90	10.00	10.00		10.000

Bars Score: 49.000 Running Score: 98.200 Bars Score: 49.600 Running Score: 99.000

B E A M	1 Hallie Mossett 198	9.75	9.85	9.85	9.80		9.825	1	Baely Rowe 218	9.80	9.85	9.75	9.80		9.800
	2 Sophina DeJesus 193	9.85	9.85	9.80	9.80		9.825	2	Breanna Hughes 213	9.75	9.85	9.85	9.80		9.825
	3 Olivia Courtney 191	9.80	9.75	9.90	9.85		9.825	3	Tory Wilson 220	9.75	9.80	9.75	9.65		9.750
	4 Samantha Peszek 200	10.00	9.85	9.95	9.90		9.925	4	Mary Beth Lofgren 215	9.85	9.90	9.90	9.95		9.900
	5 Danusia Francis 194	9.85	9.90	9.90	9.90		9.900	5	Kailah Delaney 211	9.85	9.85	9.85	9.80		9.850
	6 Ellette Craddock 192	9.80	9.80	9.80	9.80		9.800	6	Corrie Lothrop 216	9.85	9.90	9.90	9.90		9.900

Beam Score: 49.300 Running Score: 147.500 Beam Score: 49.275 Running Score: 148.275

F L O O R	1 Jennifer Pinches 201	9.85	9.90	9.80	9.85		9.850	1	Mary Beth Lofgren 215	9.75	9.85	9.80	9.85		9.825
	2 Danusia Francis 194	9.80	9.80	9.80	9.85	-0.1	9.700	2	Lia Del Priore 210	9.85	9.90	9.95	9.95		9.925
	3 Sadiqua Bynum 189	9.70	9.75	9.75	9.70		9.725	3	Tory Wilson 220	9.85	9.90	9.95	9.90		9.900
	4 Samantha Peszek 200	9.85	9.75	9.80	9.75		9.775	4	Becky Tutka 219	9.95	9.90	9.90	9.95		9.925
	5 Olivia Courtney 191	9.85	9.80	9.75	9.70		9.775	5	Georgia Dabritz 208	9.95	9.95	9.90	9.95		9.950
	6 Sydney Sawa 202	9.90	9.90	9.95	9.90		9.900	6	Nansy Damianova 209	9.95	9.90	9.95	10.00		9.950

Floor Score: 49.025 Running Score: 196.525 Floor Score: 49.650 Running Score: 197.925

Final Team Score: 196.525

Final Team Score: 197.925

All-Arounders

All-Arounders

V T	Courtney	Peszek														
	9.900	9.825														
	U B	9.800	9.900													
		9.825	9.925													
	F X	9.775	9.775													
		39.300	39.425													

Judge's Signatures * VT [Signature] UB [Signature] BB [Signature] FX [Signature]
 * Head Judge
 VT [Signature] UB [Signature] BB [Signature] FX [Signature]
 Coach's Signature [Signature] Coach's Signature [Signature]
 ProScore v5.0.5 - Copyright 1993-2014 Auburn Electronics Group - Licensed to: UC Berkeley Gymnastics

NCAA Gymnastics Score Sheet

Teams: Home Oregon State University Visitor Stanford Women
 Date Mar 22, 2014 Place Haas Pavilion Attendance 2044

Name		1	2	3	4	nd	AVE	Name		1	2	3	4	nd	AVE
V A U L T	1 Maddie Gardiner 155	9.70	9.70	9.75	9.70		9.700	1 Melissa Chuang 171	9.85	9.80	9.85	9.80		9.825	
	2 Megan Jimenez 157	9.80	9.80	9.75	9.70		9.775	2 Rachel Daum 172	9.90	9.85	9.90	9.85		9.875	
	3 Chelsea Tang 164	9.75	9.75	9.75	9.75		9.750	3 Taylor Rice 181	9.90	9.90	9.85	9.95		9.900	
	4 Erika Aufiero 151	9.80	9.85	9.85	9.80		9.825	4 Nicolette McNair 179	9.85	9.95	9.95	9.90		9.925	
	5 Taylor Keefer 158	9.80	9.80	9.90	9.85		9.825	5 Kristina Vaculik 185	9.90	9.85	9.85	9.90		9.875	
	6 Brittany Harris 156	9.70	9.55	9.60	9.60		9.600	6 Danielle McNair 178	9.25	9.05	9.10	9.35		9.175	

Vault Score: 48.875 Running Score: 48.875 Vault Score: 49.400 Running Score: 49.400

B A R S	1 Maddie Gardiner 155	9.80	9.80	9.75	9.80		9.800	1 Shona Morgan 180	9.90	9.80	9.80	9.85		9.825
	2 Kaytianna McMillan 159	9.75	9.85	9.85	9.80		9.825	2 Taylor Rice 181	9.80	9.85	9.80	9.90		9.825
	3 Chelsea Tang 164	9.90	9.85	9.90	9.90		9.900	3 Nicolette McNair 179	9.95	9.95	9.95	9.90		9.950
	4 Brittany Harris 156	9.80	9.85	9.85	9.85		9.850	4 Danielle McNair 178	9.00	9.00	9.10	8.85		9.000
	5 Erika Aufiero 151	9.70	9.80	9.80	9.80		9.800	5 Samantha Shapiro 182	9.90	9.90	9.95	9.95		9.925
	6 Hannah Casey 153	9.70	9.80	9.85	9.85		9.825	6 Kristina Vaculik 185	9.90	9.95	9.90	9.95		9.925

Bars Score: 49.200 Running Score: 98.075 Bars Score: 49.450 Running Score: 98.850

B E A M	1 Cerise Witherby 166	9.70	9.80	9.80	9.85		9.800	1 Shona Morgan 180	9.95	9.85	9.85	9.80		9.850
	2 Brittany Harris 156	9.80	9.80	9.80	9.80		9.800	2 Rebecca Wing 186	9.80	9.80	9.80	9.75		9.800
	3 Katelyn Ohlrich 160	9.60	9.75	9.65	9.70		9.675	3 Nicolette McNair 179	9.90	9.85	9.85	9.90		9.875
	4 Kaytianna McMillan 159	9.75	9.90	9.85	9.85		9.850	4 Kristina Vaculik 185	9.80	9.90	9.90	9.85		9.875
	5 Maddie Gardiner 155	9.80	9.90	9.85	9.90		9.875	5 Amanda Spinner 184	9.80	9.90	9.85	9.90		9.875
	6 Chelsea Tang 164	9.80	9.85	9.80	9.85		9.825	6 Rachel Daum 172	9.85	9.85	9.90	9.90		9.875

Beam Score: 49.150 Running Score: 147.225 Beam Score: 49.350 Running Score: 148.200

F L O O R	1 Cerise Witherby 166	9.85	9.80	9.85	9.80		9.825	1 Shona Morgan 180	9.85	9.95	9.90	9.85		9.875
	2 Nicole Turner 165	9.75	9.80	9.75	9.80		9.775	2 Jenna Frowein 173	9.80	9.80	9.80	9.80		9.800
	3 Kallie Ponto 161	9.85	9.80	9.75	9.95		9.825	3 Taylor Rice 181	9.85	9.85	9.85	9.85		9.850
	4 Chelsea Tang 164	9.85	9.85	9.90	9.75		9.850	4 Rachel Daum 172	9.55	9.70	9.70	9.65		9.675
	5 Maddie Gardiner 155	9.75	9.75	9.80	9.70		9.750	5 Kristina Vaculik 185	9.75	9.85	9.65	9.75	-0.2	9.550
	6 Brittany Harris 156	9.75	9.75	9.80	9.80		9.775	6 Melissa Chuang 171	9.75	9.80	9.85	9.70		9.775

Floor Score: 49.050 Running Score: 196.275 Floor Score: 48.975 Running Score: 197.175

Final Team Score: 196.275 Final Team Score: 197.175

All-Arounders

All-Arounders

VT	Gardiner	Harris	Tang					Vaculik					
UB	9.700	9.600	9.750					9.875					
BB	9.875	9.850	9.900					9.925					
FX	9.750	9.775	9.850					9.875					
AA	39.125	39.025	39.325					9.550					
								39.225					

Judge's Signatures: * VT [Signature] * UB [Signature] * BB [Signature] * FX [Signature]
 * Head Judge: VT [Signature] UB [Signature] BB [Signature] FX [Signature]
 Coach's Signature: [Signature] [Signature] [Signature] [Signature]

NCAA Gymnastics Score Sheet

Teams: Home Arizona State Visitor Cal Women

Date Mar 22, 2014 Place Haas Pavilion Attendance 2044

Name		1	2	3	4	nd	AVE	Name		1	2	3	4	nd	AVE
V A U L T	1 Allie Salas 127	9.80	9.80	9.80	9.80		9.800	1	Kristina Heymann 138	9.80	9.70	9.80	9.70		9.750
	2 Carissa Kraus 122	9.85	9.80	9.85	9.85		9.850	2	Charlie Owens 143	9.75	9.80	9.75	9.80		9.775
	3 Morgan Steigerwalt 129	9.70	9.70	9.70	9.80		9.700	3	Jessica Howe 140	9.80	9.85	9.80	9.75		9.800
	4 Samantha Seaman 128	9.80	9.80	9.75	9.85		9.800	4	Dallas Crawford 136	9.85	9.80	9.80	9.80		9.800
	5 Natasha Sundby 130	9.85	9.80	9.85	9.90		9.850	5	Serena Leong 142	9.90	9.90	9.95	9.90		9.900
	6 Beka Conrad 119	9.85	9.85	9.80	9.85		9.850	6	Alicia Asturias 134	9.80	9.90	9.85	9.90		9.875

Vault Score: **49.150** Running Score: **49.150** Vault Score: **49.150** Running Score: **49.150**

B A R S	1 Risa Perez 126	9.70	9.80	9.80	9.80		9.800	1	Emily Richardson 146	9.70	9.75	9.80	9.80		9.775
	2 Kristine Levin 123	8.40	8.10	8.20	8.30		8.250	2	Jessica Howe 140	9.70	9.80	9.75	9.75		9.750
	3 Beka Conrad 119	9.80	9.80	9.85	9.80		9.800	3	Charlie Owens 143	9.40	9.45	9.45	9.45		9.450
	4 Stephanie Miceli 125	9.85	9.75	9.70	9.75		9.750	4	Alicia Asturias 134	9.85	9.75	9.85	9.85		9.850
	5 Brianna Gades 121	9.20	9.30	9.30	9.40		9.300	5	Dallas Crawford 136	9.90	9.85	9.85	9.85		9.850
	6 Carissa Kraus 122	9.90	9.80	9.80	9.85		9.825	6	Leilani Alferos 133	9.90	9.85	9.85	9.85		9.850

Bars Score: **48.475** Running Score: **97.625** Bars Score: **49.075** Running Score: **98.225**

B E A M	1 Beka Conrad 119	9.60	9.75	9.70	9.70		9.700	1	Alicia Asturias 134	9.80	9.80	9.75	9.85		9.800
	2 Morgan Steigerwalt 129	9.40	9.60	9.45	9.45		9.450	2	Charlie Owens 143	9.80	9.80	9.80	9.80		9.800
	3 Savannah Borman 118	9.35	9.70	9.80	9.55		9.625	3	Desiree Palomares 144	9.80	9.85	9.85	9.85		9.850
	4 Risa Perez 126	9.60	9.70	9.60	9.70		9.650	4	Serena Leong 142	9.90	9.90	9.90	9.90		9.900
	5 Brianna Gades 121	9.75	9.80	9.75	9.80		9.775	5	Jessica Howe 140	9.90	9.90	9.90	9.95		9.900
	6 Stephanie Miceli 125	9.80	9.90	9.90	9.85		9.875	6	Crystal Paz 145	9.80	9.85	9.85	9.80		9.825

Beam Score: **48.625** Running Score: **146.250** Beam Score: **49.275** Running Score: **147.500**

F L O O R	1 Allie Salas 127	9.80	9.80	9.80	9.85		9.800	1	Zoe Draghi 137	9.70	9.70	9.70	9.70	-0.1	9.600
	2 Beka Conrad 119	9.85	9.85	9.85	9.80		9.850	2	Charlie Owens 143	9.85	9.80	9.85	9.90		9.850
	3 Samantha Seaman 128	9.80	9.75	9.85	9.85		9.825	3	Alicia Asturias 134	9.95	9.85	9.90	9.90		9.900
	4 Morgan Steigerwalt 129	9.85	9.85	9.85	9.80		9.850	4	Jessica Howe 140	9.85	9.85	9.90	9.80		9.850
	5 Risa Perez 126	9.85	9.85	9.75	9.80		9.825	5	Serena Leong 142	9.20	9.20	9.20	9.10		9.200
	6 Natasha Sundby 130	9.90	9.90	9.95	9.90		9.900	6	Crystal Paz 145	9.85	9.90	9.85	9.80		9.850

Floor Score: **49.250** Running Score: **195.500** Floor Score: **49.050** Running Score: **196.550**

Final Team Score: 195.500

Final Team Score: 196.550

All-Arounders

All-Arounders

VT UB BB FX AA	Conrad							Asturias	Owens	Howe					
	9.850							9.875	9.775	9.800					
	9.800							9.850	9.450	9.750					
	9.700							9.800	9.800	9.900					
	9.850							9.900	9.850	9.850					
	39.200							39.425	38.875	39.300					

Judge's Signatures * VT [Signature] UB [Signature] * BB [Signature] * FX [Signature]
 * Head Judge VT [Signature] UB [Signature] BB [Signature] FX [Signature]
 Coach's Signature [Signature] Coach's Signature [Signature]

NCAA Gymnastics Score Sheet

Teams: Home University Of Arizona Visitor Washington

Date Mar 22, 2014 Place Haas Pavilion Attendance 2011

Name		1	2	3	4	nd	AVE	Name		1	2	3	4	nd	AVE
V A U L T	1 Amber Wobma 114	9.80	9.75	9.80	9.75		9.775	1 Faith Morrison 228	9.65	9.55	9.60	9.55		9.575	
	2 Gabby Laub 108	9.80	9.80	9.80	9.65		9.800	2 Madison Podlucky 231	9.80	9.75	9.70	9.75		9.750	
	3 Mackenzie Valentin 113	9.95	9.90	9.90	9.80		9.900	3 Allison Northey 230	9.80	9.85	9.75	9.80		9.800	
	4 Allison Flores 104	9.95	9.90	9.95	9.95		9.950	4 Alex Yacalis 234	9.75	9.65	9.65	9.70		9.675	
	5 Shelby Edwards 102	9.90	9.95	9.95	9.95		9.950	5 Aliza Vaccher 233	9.95	9.95	9.95	9.90		9.950	
	6 Kristin Klarenbach 107	9.85	9.80	9.80	9.90		9.825								

Vault Score: **49.425** Running Score: **49.425** Vault Score: **48.750** Running Score: **48.750**

B A R S	1 Krysten Howard 106	9.80	9.75	9.75	9.75		9.750	1 Kaitlyn Duranczyk 223	9.70	9.60	9.70	9.70		9.700
	2 Gabby Laub 108	9.70	9.70	9.70	9.80		9.700	2 Sheridan Metcalf 227	9.70	9.80	9.70	9.70		9.700
	3 Lexi Mills 109	9.65	9.70	9.80	9.65		9.675	3 Allison Northey 230	9.85	9.85	9.80	9.80		9.825
	4 Selynna Felix-Terraza 103	8.90	9.00	9.10	9.05		9.025	4 Aliza Vaccher 233	9.85	9.80	9.85	9.75		9.825
	5 Shelby Edwards 102	9.80	9.85	9.80	9.85		9.825	5 Janae Janik 225	9.30	9.20	8.50	9.30		9.250
	6 Allison Flores 104	9.70	9.80	9.80	9.70		9.750	6 Jackie McCartin 226	9.90	9.85	9.90	9.90		9.900

Bars Score: **48.700** Running Score: **98.125** Bars Score: **48.950** Running Score: **97.700**

B E A M	1 Amber Wobma 114	9.80	9.80	9.75	9.85		9.800	1 McKenzie Fechter 224	9.80	9.85	9.75	9.75		9.775
	2 Allison Flores 104	9.70	9.75	9.80	9.80		9.775	2 Allison Northey 230	9.90	9.85	9.90	9.90		9.900
	3 Jessie Sisler 111	9.15	9.35	9.25	9.35		9.300	3 Alex Yacalis 234	9.60	9.80	9.80	9.70		9.750
	4 Shelby Edwards 102	9.90	9.80	9.90	9.80		9.850	4 Aliza Vaccher 233	9.30	9.35	9.20	9.40		9.325
	5 Lexi Mills 109	9.85	9.90	9.85	9.95		9.875	5 Janae Janik 225	9.80	9.80	9.85	9.90		9.825
	6 Shana Sangston 110	9.60	9.75	9.75	9.70		9.725	6 Jackie McCartin 226	9.85	9.90	9.90	9.90		9.900

Beam Score: **49.025** Running Score: **147.150** Beam Score: **49.150** Running Score: **146.850**

F L O O R	1 Shana Sangston 110	9.75	9.80	9.70	9.80		9.775	1 Allison Northey 230	9.80	9.75	9.75	9.80		9.775
	2 Shay Fox 105	9.70	9.85	9.80	9.75		9.775	2 Jackie McCartin 226	8.90	8.75	8.95	9.15	-0.1	8.825
	3 Amber Wobma 114	9.65	9.70	9.70	9.70		9.700	3 Madison Podlucky 231	9.80	9.80	9.80	9.75		9.800
	4 Mackenzie Valentin 113	9.85	9.80	9.80	9.75		9.800	4 McKenzie Fechter 224	9.75	9.75	9.65	9.80		9.750
	5 Allison Flores 104	9.85	9.85	9.80	9.85		9.850	5 Alex Yacalis 234	9.05	9.20	9.30	9.05		9.125
	6 Kristin Klarenbach 107	9.90	9.90	9.90	9.85		9.900	6 Aliza Vaccher 233	9.80	9.85	9.80	9.85		9.825

Floor Score: **49.100** Running Score: **196.250** Floor Score: **48.275** Running Score: **195.125**

Final Team Score: 196.250

Final Team Score: 195.125

All-Arounders

All-Arounders

V T U B B B F X A A	Flores							Northy	Vaccher					
	9.950							9.800	9.950					
	9.750							9.825	9.825					
	9.775							9.900	9.325					
	9.850							9.775	9.825					
	39.325							39.300	38.925					

Judge's Signatures * VT [Signature] * UB [Signature] * BB [Signature] * FX [Signature]
 * Head Judge VT [Signature] UB [Signature] BB [Signature] FX [Signature]
 Coach's Signature [Signature] Coach's Signature [Signature]





PAC 12 Championships

Team Results

Mar 22, 2014

Page: 1
Printed: 3/22/2014 9:29:59 PM

Women / CL
Session: All

Rank	Gym	Team	Score				
1	Utah	X	197.925	49.400 2T	49.600 1	49.275 3T	49.650 1
2	STANW	X	197.175	49.400 3T	49.450 2	49.350 1	48.975 7
3	Cal- W	X	196.550	49.150 5T	49.075 4	49.275 4T	49.050 4T
4	UCLA	X	196.525	49.200 4	49.000 5	49.300 2	49.025 6
5	OSU	X	196.275	48.875 7	49.200 3	49.150 5T	49.050 5T
6	Arizona	X	196.250	49.425 1	48.700 7	49.025 7	49.100 3
7	ASU	X	195.500	49.150 6T	48.475 8	48.625 8	49.250 2
8	UW	X	195.125	48.750 8	48.950 6	49.150 6T	48.275 8

PAC 12 Championships

Event Results - Vault

Mar 22, 2014

Page: 1
Printed: 3/22/2014 9:29:55 PM

Women / CL
Session: All



Rank	Num	Name	Gym	Start	Score	Out
1T	104	Allison Flores	Arizona	—	9.950	0.000
2T	233	Aliza Vaccher	UW	—	9.950	0.000
3T	208	Georgia Dabritz	Utah	—	9.950	0.000
4T	102	Shelby Edwards	Arizona	—	9.950	0.000
5T	220	Tory Wilson	Utah	—	9.925	0.025
6T	179	Nicolette McNair	STANW	—	9.925	0.025
7T	191	Olivia Courtney	UCLA	—	9.900	0.050
8T	181	Taylor Rice	STANW	—	9.900	0.050
9T	202	Sydney Sawa	UCLA	—	9.900	0.050
10T	142	Serena Leong	Cal- W	—	9.900	0.050
11T	211	Kailah Delaney	Utah	—	9.900	0.050
12T	113	Mackenzie Valentin	Arizona	—	9.900	0.050
13T	134	Alicia Asturias	Cal- W	—	9.875	0.075
14T	185	Kristina Vaculik	STANW	—	9.875	0.075
15T	172	Rachel Daum	STANW	—	9.875	0.075
16T	119	Beka Conrad	ASU	—	9.850	0.100
17T	209	Nansy Damianova	Utah	—	9.850	0.100
18T	130	Natasha Sundby	ASU	—	9.850	0.100
19T	122	Carissa Kraus	ASU	—	9.850	0.100
20T	200	Samantha Peszek	UCLA	—	9.825	0.125
21T	107	Kristin Klarenbach	Arizona	—	9.825	0.125
22T	151	Erika Aufiero	OSU	—	9.825	0.125
23T	171	Melissa Chuang	STANW	—	9.825	0.125
24T	158	Taylor Keeker	OSU	—	9.825	0.125
25*	230	Allison Northey	UW	—	9.800	0.150
26*	140	Jessica Howe	Cal- W	—	9.800	0.150
27T	136	Dallas Crawford	Cal- W	—	9.800	0.150
28T	128	Samantha Seaman	ASU	—	9.800	0.150
29T	127	Allie Salas	ASU	—	9.800	0.150
30T	189	Sadiqua Bynum	UCLA	—	9.800	0.150
31T	108	Gabby Laub	Arizona	—	9.800	0.150
32T	143	Charlie Owens	Cal- W	—	9.775	0.175
33T	215	Mary Beth Lofgren	Utah	—	9.775	0.175
34T	114	Amber Wobma	Arizona	—	9.775	0.175
35T	198	Hallie Mossett	UCLA	—	9.775	0.175
36T	219	Becky Tutka	Utah	—	9.775	0.175
37T	201	Jennifer Pinches	UCLA	—	9.775	0.175
38T	157	Megan Jimenez	OSU	—	9.775	0.175
39T	164	Chelsea Tang	OSU	—	9.750	0.200
40T	231	Madison Podlucky	UW	—	9.750	0.200
41T	138	Kristina Heymann	Cal- W	—	9.750	0.200
42T	155	Maddie Gardiner	OSU	—	9.700	0.250
43T	129	Morgan Steigerwalt	ASU	—	9.700	0.250
44	234	Alex Yacalis	UW	—	9.675	0.275
45	156	Brittany Harris	OSU	—	9.600	0.350
46	228	Faith Morrison	UW	—	9.575	0.375
47	178	Danielle McNair	STANW	—	9.175	0.775

PAC 12 Championships

Event Results - Vault

Mar 22, 2014

Page: 2
Printed: 3/22/2014 9:29:55 PM

Women / CL
Session: All



Rank	Num	Name	Gym	Start	Score	Out
48	145	Crystal Paz	Cal- W	—:—	—:—	9.950

PAC 12 Championships

Event Results - Bars

Mar 22, 2014

Page: 1
Printed: 3/22/2014 9:29:56 PM

Women / CL
Session: All



Rank	Num	Name	Gym	Start	Score	Out
1	208	Georgia Dabritz	Utah	___	10.000	0.000
2	179	Nicolette McNair	STANW	___	9.950	0.050
3T	185	Kristina Vaculik	STANW	___	9.925	0.075
4T	209	Nansy Damianova	Utah	___	9.925	0.075
5T	182	Samantha Shapiro	STANW	___	9.925	0.075
6T	200	Samantha Peszek	UCLA	___	9.900	0.100
7T	164	Chelsea Tang	OSU	___	9.900	0.100
8T	226	Jackie McCartin	UW	___	9.900	0.100
9T	216	Corrie Lothrop	Utah	___	9.900	0.100
10T	212	Hailee Hansen	Utah	___	9.900	0.100
11	220	Tory Wilson	Utah	___	9.875	0.125
12T	134	Alicia Asturias	Cal- W	___	9.850	0.150
13T	156	Brittany Harris	OSU	___	9.850	0.150
14T	136	Dallas Crawford	Cal- W	___	9.850	0.150
15T	133	Leilani Alferos	Cal- W	___	9.850	0.150
16T	230	Allison Northey	UW	___	9.825	0.175
17T	233	Aliza Vaccher	UW	___	9.825	0.175
18T	102	Shelby Edwards	Arizona	___	9.825	0.175
19T	181	Taylor Rice	STANW	___	9.825	0.175
20T	180	Shona Morgan	STANW	___	9.825	0.175
21T	194	Danusia Francis	UCLA	___	9.825	0.175
22*	159	Kaytianna McMillan	OSU	___	9.825	0.175
23*	122	Carissa Kraus	ASU	___	9.825	0.175
24T	153	Hannah Casey	OSU	___	9.825	0.175
25T	191	Olivia Courtney	UCLA	___	9.800	0.200
26T	119	Beka Conrad	ASU	___	9.800	0.200
27T	155	Maddie Gardiner	OSU	___	9.800	0.200
28T	126	Risa Perez	ASU	___	9.800	0.200
29*	213	Breanna Hughes	Utah	___	9.800	0.200
30*	151	Erika Aufiero	OSU	___	9.800	0.200
31	146	Emily Richardson	Cal- W	___	9.775	0.225
32T	104	Allison Flores	Arizona	___	9.750	0.250
33T	140	Jessica Howe	Cal- W	___	9.750	0.250
34T	125	Stephanie Miceli	ASU	___	9.750	0.250
35T	193	Sophina DeJesus	UCLA	___	9.750	0.250
36T	106	Krysten Howard	Arizona	___	9.750	0.250
37	202	Sydney Sawa	UCLA	___	9.725	0.275
38T	108	Gabby Laub	Arizona	___	9.700	0.300
39*	227	Sheridan Metcalf	UW	___	9.700	0.300
40*	223	Kaitlyn Duranczyk	UW	___	9.700	0.300
41	109	Lexi Mills	Arizona	___	9.675	0.325
42	143	Charlie Owens	Cal- W	___	9.450	0.550
43	121	Brianna Gades	ASU	___	9.300	0.700
44	225	Janae Janik	UW	___	9.250	0.750
45	103	Selynna Felix-Terrazas	Arizona	___	9.025	0.975
46	178	Danielle McNair	STANW	___	9.000	1.000
47	123	Kristine Levin	ASU	___	8.250	1.750

PAC 12 Championships

Event Results - Bars

Mar 22, 2014

Page: 2

Printed: 3/22/2014 9:29:56 PM

Women / CL

Session: All



Rank	Num	Name	Gym	Start	Score	Out
48	198	Hallie Mossett	UCLA	—	8.175	1.825

PAC 12 Championships

Event Results - Beam

Mar 22, 2014

Page: 1
Printed: 3/22/2014 9:29:56 PM

Women / CL
Session: All



Rank	Num	Name	Gym	Start	Score	Out
1	200	Samantha Peszek	UCLA	—.—	9.925	0.000
2*	230	Allison Northey	UW	—.—	9.900	0.025
3*	140	Jessica Howe	Cal- W	—.—	9.900	0.025
4T	215	Mary Beth Lofgren	Utah	—.—	9.900	0.025
5T	194	Danusia Francis	UCLA	—.—	9.900	0.025
6T	142	Serena Leong	Cal- W	—.—	9.900	0.025
7T	226	Jackie McCartin	UW	—.—	9.900	0.025
8T	216	Corrie Lothrop	Utah	—.—	9.900	0.025
9T	185	Kristina Vaculik	STANW	—.—	9.875	0.050
10T	155	Maddie Gardiner	OSU	—.—	9.875	0.050
11T	179	Nicolette McNair	STANW	—.—	9.875	0.050
12T	172	Rachel Daum	STANW	—.—	9.875	0.050
13T	125	Stephanie Miceli	ASU	—.—	9.875	0.050
14T	109	Lexi Mills	Arizona	—.—	9.875	0.050
15T	184	Amanda Spinner	STANW	—.—	9.875	0.050
16T	102	Shelby Edwards	Arizona	—.—	9.850	0.075
17T	180	Shona Morgan	STANW	—.—	9.850	0.075
18T	211	Kailah Delaney	Utah	—.—	9.850	0.075
19T	159	Kaytianna McMillan	OSU	—.—	9.850	0.075
20T	144	Desiree Palomares	Cal- W	—.—	9.850	0.075
21T	164	Chelsea Tang	OSU	—.—	9.825	0.100
22T	191	Olivia Courtney	UCLA	—.—	9.825	0.100
23T	198	Hallie Mossett	UCLA	—.—	9.825	0.100
24T	145	Crystal Paz	Cal- W	—.—	9.825	0.100
25T	213	Breanna Hughes	Utah	—.—	9.825	0.100
26T	193	Sophina DeJesus	UCLA	—.—	9.825	0.100
27T	225	Janae Janik	UW	—.—	9.825	0.100
28T	134	Alicia Asturias	Cal- W	—.—	9.800	0.125
29T	156	Brittany Harris	OSU	—.—	9.800	0.125
30T	143	Charlie Owens	Cal- W	—.—	9.800	0.125
31T	114	Amber Wobma	Arizona	—.—	9.800	0.125
32T	166	Cerise Witherby	OSU	—.—	9.800	0.125
33*	218	Baely Rowe	Utah	—.—	9.800	0.125
34*	192	Ellette Craddock	UCLA	—.—	9.800	0.125
35*	186	Rebecca Wing	STANW	—.—	9.800	0.125
36T	104	Allison Flores	Arizona	—.—	9.775	0.150
37T	224	McKenzie Fechter	UW	—.—	9.775	0.150
38T	121	Brianna Gades	ASU	—.—	9.775	0.150
39T	220	Tory Wilson	Utah	—.—	9.750	0.175
40T	234	Alex Yacalis	UW	—.—	9.750	0.175
41	110	Shana Sangston	Arizona	—.—	9.725	0.200
42	119	Beka Conrad	ASU	—.—	9.700	0.225
43	160	Katelyn Ohlrich	OSU	—.—	9.675	0.250
44	126	Risa Perez	ASU	—.—	9.650	0.275
45	118	Savannah Borman	ASU	—.—	9.625	0.300
46	129	Morgan Steigerwalt	ASU	—.—	9.450	0.475
47	233	Aliza Vaccher	UW	—.—	9.325	0.600

PAC 12 Championships

Event Results - Beam

Mar 22, 2014

Page: 2

Printed: 3/22/2014 9:29:57 PM

Women / CL

Session: All



Rank	Num	Name	Gym	Start	Score	Out
48	111	Jessie Sisler	Arizona	..	9.300	0.625

PAC 12 Championships

Event Results - Floor

Mar 22, 2014

Page: 1
Printed: 3/22/2014 9:29:57 PM

Women / CL
Session: All



Rank	Num	Name	Gym	Start	Score	Out
1T	208	Georgia Dabritz	Utah	—	9.950	0.000
2T	209	Nansy Damianova	Utah	—	9.950	0.000
3T	219	Becky Tutka	Utah	—	9.925	0.025
4T	210	Lia Del Priore	Utah	—	9.925	0.025
5T	220	Tory Wilson	Utah	—	9.900	0.050
6T	134	Alicia Asturias	Cal- W	—	9.900	0.050
7T	202	Sydney Sawa	UCLA	—	9.900	0.050
8T	130	Natasha Sundby	ASU	—	9.900	0.050
9T	107	Kristin Klarenbach	Arizona	—	9.900	0.050
10	180	Shona Morgan	STANW	—	9.875	0.075
11*	164	Chelsea Tang	OSU	—	9.850	0.100
12*	104	Allison Flores	Arizona	—	9.850	0.100
13T	140	Jessica Howe	Cal- W	—	9.850	0.100
14T	119	Beka Conrad	ASU	—	9.850	0.100
15T	143	Charlie Owens	Cal- W	—	9.850	0.100
16T	181	Taylor Rice	STANW	—	9.850	0.100
17T	129	Morgan Steigerwalt	ASU	—	9.850	0.100
18T	145	Crystal Paz	Cal- W	—	9.850	0.100
19T	201	Jennifer Pinches	UCLA	—	9.850	0.100
20T	233	Aliza Vaccher	UW	—	9.825	0.125
21T	215	Mary Beth Lofgren	Utah	—	9.825	0.125
22T	126	Risa Perez	ASU	—	9.825	0.125
23*	166	Cerise Witherby	OSU	—	9.825	0.125
24*	128	Samantha Seaman	ASU	—	9.825	0.125
25T	161	Kallie Ponto	OSU	—	9.825	0.125
26T	113	Mackenzie Valentin	Arizona	—	9.800	0.150
27T	127	Allie Salas	ASU	—	9.800	0.150
28T	231	Madison Podlucky	UW	—	9.800	0.150
29T	173	Jenna Frowein	STANW	—	9.800	0.150
30T	200	Samantha Peszek	UCLA	—	9.775	0.175
31*	230	Allison Northey	UW	—	9.775	0.175
32*	191	Olivia Courtney	UCLA	—	9.775	0.175
33T	156	Brittany Harris	OSU	—	9.775	0.175
34T	171	Melissa Chuang	STANW	—	9.775	0.175
35T	110	Shana Sangston	Arizona	—	9.775	0.175
36*	165	Nicole Turner	OSU	—	9.775	0.175
37*	105	Shay Fox	Arizona	—	9.775	0.175
38T	155	Maddie Gardiner	OSU	—	9.750	0.200
39T	224	McKenzie Fechter	UW	—	9.750	0.200
40	189	Sadiqua Bynum	UCLA	—	9.725	0.225
41T	194	Danusia Francis	UCLA	—	9.700	0.250
42T	114	Amber Wobma	Arizona	—	9.700	0.250
43	172	Rachel Daum	STANW	—	9.675	0.275
44	137	Zoe Draghi	Cal- W	—	9.600	0.350
45	185	Kristina Vaculik	STANW	—	9.550	0.400
46	142	Serena Leong	Cal- W	—	9.200	0.750
47	234	Alex Yacalis	UW	—	9.125	0.825

PAC 12 Championships

Event Results - Floor

Mar 22, 2014



Rank	Num	Name	Gym	Start	Score	Out
48	226	Jackie McCartin	UW	..	8.825	1.125





PAC 12 Championships

Event Results - AA

Mar 22, 2014

Page: 1
Printed: 3/22/2014 9:29:58 PM

Women / CL
Session: All

Rank	Num	Name	Gym					AA
1	220	Tory Wilson	Utah	9.925	9.875	9.750	9.900	39.450
2T	200	Samantha Peszek	UCLA	9.825	9.900	9.925	9.775	39.425
3T	134	Alicia Asturias	Cal- W	9.875	9.850	9.800	9.900	39.425
4T	104	Allison Flores	Arizona	9.950	9.750	9.775	9.850	39.325
5T	164	Chelsea Tang	OSU	9.750	9.900	9.825	9.850	39.325
6T	140	Jessica Howe	Cal- W	9.800	9.750	9.900	9.850	39.300
7*	230	Allison Northey	UW	9.800	9.825	9.900	9.775	39.300
8*	191	Olivia Courtney	UCLA	9.900	9.800	9.825	9.775	39.300
9	185	Kristina Vaculik	STANW	9.875	9.925	9.875	9.550	39.225
10	119	Beka Conrad	ASU	9.850	9.800	9.700	9.850	39.200
11	155	Maddie Gardiner	OSU	9.700	9.800	9.875	9.750	39.125
12	156	Brittany Harris	OSU	9.600	9.850	9.800	9.775	39.025
13	233	Aliza Vaccher	UW	9.950	9.825	9.325	9.825	38.925
14	143	Charlie Owens	Cal- W	9.775	9.450	9.800	9.850	38.875