

STANFORD

MEN'S BASKETBALL

Stanford Athletic Communications
 Doug Drabik • Assistant Director
 Cell: 650.683.5528
 ddrabik@stanford.edu

San Francisco • Dec. 17 • Maples Pavilion • Stanford, Calif. • 3:00 p.m. PT • ESPNU

SCHEDULE

Date	Opponent	Time
N10	Cal Poly	W, 87-62
N12	Pacific	W, 89-80
N14	Eastern Washington	L, 67-61
N17	Northeastern	W, 73-59
N20	#9 North Carolina	L, 96-72
N23	vs. #7 Florida (1)	L, 108-87
N24	vs. Ohio State (1)	L, 79-71
N 26	vs. Portland State (1)	L, 87-78
N29	Montana	W, 70-54
D3	at Long Beach State	L, 76-68
D15	Denver	W, 75-62
D17	San Francisco	3:00 p.m.
D21	vs. Kansas (2)	8:00 p.m.
D30	• California	7:00 p.m.
J4	• UCLA	7:00 p.m.
J7	• USC	7:00 p.m.
J11	• at Washington State	6:00 p.m.
J13	• at Washington	5:00 p.m.
J17	• Arizona State	8:00 p.m.
J20	• Arizona	1:00 p.m.
J24	• at USC	6:00 p.m.
J27	• at UCLA	7:30 p.m.
F1	• Oregon State	8:00 p.m.
F3	• Oregon	2:00 p.m.
F8	• at Utah	5:00 p.m.
F11	• at Colorado	1:00 p.m.
F18	• at California	5:00 p.m.
F22	• Washington	6:00 p.m.
F24	• Washington State	4:00 p.m.
M1	• at Arizona	7:00 p.m.
M3	• at Arizona State	12/2/4:00 p.m.
M7-10	Pac-12 Tournament (3)	TBD

(1) PK80 Invitational - Portland, Ore.
 (2) Golden1 Credit Union Center - Sacramento, Calif.
 (3) T-Mobile Arena - Las Vegas, Nev.
 Home games in **BOLD** | • Pac-12 Conference game

PROJECTED LINEUP

No.	Name	Pos.	Yr.	Ht.	Wt.	PPG.	RPG.	Notes
1	Daejon Davis	G	Fr.	6-3	175	10.6	4.4	Started all nine games he's played, career-high 20 points last time out vs. Denver
2	Robert Cartwright	G	So.	6-2	180	9.2	2.2	Has started last three games, 9.2 scoring average is career-best avg. for season
5	Kodye Pugh	F	Fr.	6-8	205	1.0	0.5	After missing five games with an ankle injury, returned Friday in first career start
22	Reid Travis	F	Jr.	6-8	245	21.5	7.3	3-year captain, ranks second in the Pac-12 in scoring, 18 points shy of 1,000 points
10	Michael Humphrey	F	Sr.	6-9	245	11.1	8.6	Ranks fourth in the Pac-12 in rebounding and leads conference in 3-PT percentage

OFF THE BENCH

4	Isaac White	G	Fr.	6-1	185	11.5	1.6	Leads team with 28 three-pointers, first among freshmen in the Pac-12
13	Oscar da Silva	F	Fr.	6-9	210	6.0	5.6	Averaging 27 minutes, second on team in blocks (11) and third in steals (10)
11	Dorian Pickens	F	Sr.	6-5	215	10.5	4.5	Has missed last nine games (foot), had 63 straight games played streak snapped
20	Josh Sharma	C	So.	7-0	220	3.7	3.2	Leads the Cardinal and ranks 10th in the Pac-12 in blocks with 14 on the season
25	Blake Pagon	G	So.	6-4	190	0.0	1.1	Has played 54 min. in last four games, after totaling 21 min. in first seven games
33	Trevor Stanback	F	Fr.	6-11	220	0.8	0.4	One of four California natives on the roster, has played in five games so far
14	Marcus Sheffield	G	Jr.	6-5	180	-	-	Projected starter, has missed first 11 games of the season with a left foot injury



San Francisco 6-3
 Stanford 5-6
 Series Record Stanford leads, 45-21
 Television ESPNU [Roxy Bernstein, Corey Williams]
 Radio Cardinal Sports Network [Scott, Reiss, John Platz]



BAY AREA BATTLE

While playing four of its next five games at home overall, Stanford begins a stretch of four consecutive games against California schools on its home slate when the Cardinal hosts San Francisco Sunday at 3 p.m. PT at Maples Pavilion. Following the matchup with the Dons, Stanford will face Kansas in a neutral-site contest in Sacramento and then begin Pac-12 play at home with California (Dec. 30), UCLA (Jan. 4) and USC (Jan. 7).

THE GOLDEN STATE TOUR

Stanford is in the middle of a stretch of eight consecutive games played in the state of California. It began with a Nov. 29 matchup with Montana at home, followed by a visit to Long Beach State Dec. 3 and Friday's win over Denver at Maples Pavilion. It continues Sunday and in Sacramento against Kansas Dec. 22, before California, UCLA and USC visit The Farm to open conference play. Stanford will not leave the State of California for a span of 45 days. The Cardinal will play its first conference road game Jan. 11 at against Washington State in Pullman, Wash.

APPROACHING A PAIR OF CARDINAL MILESTONES

Two milestones could be reached in Sunday's game. With 18 points, junior Reid Travis will become the 45th member of Stanford's 1,000-point club. A victory on Sunday will give Jerod Haase, the Anne and Tony Joseph Director of Men's Basketball, his 100th career coaching win.

HOW TO FOLLOW

Sunday's game is televised on ESPNU with Roxy Bernstein and Corey Williams on the call. The Stanford Cardinal Sports Network will have live audio coverage of the game as Scott Reiss and John Platz have the call courtside at Maples Pavilion. Fans can access the broadcast on GoStanford.com, Sirius channel 108, XM channel 197 or on a mobile device via the TuneIn app.

AGAINST SAN FRANCISCO

Stanford and San Francisco have met 66 times previously, with the Cardinal owning a 45-21 advantage over the Dons in the all-time series. The two Bay Area schools last met Nov. 9, 2012 at Oracle Arena in Oakland, with Stanford earning a 74-62 victory over the Dons. The Cardinal has won the last three games in the series.



QUICK FACTS

Location Stanford, Calif.
 Founded 1891
 Enrollment 16,770 (6,999 undergraduate)
 Nickname Cardinal
 Colors Cardinal and White
 Conference Pac-12
 President Marc Tessier-Lavigne
 Director of Athletics Bernard Muir
 Faculty Representative Pat Jones
 Ticket Office Phone 1-800-STANFORD
 Home Arena (Capacity) Maples Pavilion (7,233)
 Web Site www.gostanford.com

HISTORY

First Year 1913-14 (103 seasons)
 All-Time Record 1,493-1,124 (.571)
 NCAA National Championships 1 (1942)
 NCAA Tournament Appearances 17
 NCAA Final Four Appearances 1998
 Last NCAA Tournament Appearance 2014

TEAM INFORMATION

2016-17 Record 14-17
 Home: 10-5 Away: 1-10 Neutral: 3-2
 2016-17 Conference Record 6-12
 Conference Finish 9th
 Starters Returning/Lost 4/1
 Letterwinners Returning/Lost 10/4

COACHING STAFF

Anne and Tony Joseph Director of Men's Basketball
 Jerod Haase
 Seasons Second at Stanford, Sixth overall
 Alma Mater Kansas '97
 Stanford Record 19-23 (Second Season)
 Career Record 99-76 (Sixth Season)
 James C. Gaither Assistant Coach of Men's Basketball .
 Jeff Wulbrun (Second Season)
 Alma Mater Cal State Fullerton '84
 Assistant Coach Adam Cohen (Second Season)
 Alma Mater Arizona '08
 Assistant Coach Jesse Pruitt (Second Season)
 Alma Mater UC Davis '05

SUPPORT STAFF

Assistant to the Head Coach Tom Orlich
 Director of Operations John Janovsky
 Director of Basketball Development Brandon Dunson
 Athletic Trainer Dominic Vincentini
 Sports Performance Coach Cory Schlesinger

COMMUNICATIONS

Assistant AD/Communications Brian Risso
 Asst. Dir. [MBB Contact] Doug Drabik
 Asst. Dir. [Secondary MBB Contact] ... Regina Verlengiere

PRONUNCIATIONS

Jerod **HAASE** (rhymes with class)
DORIAN Pickens (DOOR-E-N)
DAEJON Davis (DAY-jon)
KEZIE Okpala (KZ)
KODYE Pugh (Cody)
ISAAC White (EYE-ZACK)
 Blake **PAGON** (PAY-gen)

AGAINST THE WEST COAST CONFERENCE

Stanford owns a 184-80 all-time record against current members of the West Coast Conference. Santa Clara has been the most common opponent, with Stanford owning a 50-26 all-time record against the Broncos. The only team the Cardinal has not played in the 10-team league is Pepperdine. The last WCC opponent Stanford faced was Pacific earlier this season, defeating the Tigers 89-80 Nov. 12.

THREE-POINT PROWESS

After averaging 5.9 three-pointers per game through its first 10 games, Stanford nearly set a school single-game record with 13 three-pointers in Friday's win over Denver. The school record for three-pointers in a game is 15. The Cardinal had averaged 17.1 three-point attempts per game in its first 10 games, before attempting 32 in Friday's contest. Leading Stanford from beyond the arc is freshman Isaac White, who has 28 three-pointers on the year, including nine in his last two games. He ranks seventh in the Pac-12 in three-pointers per game.

POST PRESENCE

Stanford's starting post players, Reid Travis and Michael Humphrey, have combined to average 32.6 points and 15.9 rebounds per game. The duo ranks second in the conference among starting post players in combined scoring and third in combined rebounding. Travis is second in the Pac-12 in scoring at 21.5 ppg and 11th in rebounding at 7.3 rpg through Friday's games. The junior leads the Pac-12 with nine 20-point games in 11 contests this season. Humphrey is nearly averaging a double-double with 11.1 ppg and 8.6 rpg. His rebounding average is fourth-best in the Pac-12 through Friday's games.

Pac-12's Post Players combined scoring and rebounding (Through Friday's games)

School	Players	Scoring	Rebounding
Oregon St.	Tinkle/Eubanks	33.0	13.7
Stanford	Travis/Humphrey	32.6	15.9
USC	Boatwright/Metu	30.2	16.0
Arizona	Ayton/Ristic	29.9	17.4
Washington St.	Franks/Bernstine	25.6	13.1
Utah	Collette/Rawson	23.5	11.2
California	Lee/Sueing	23.3	12.3
Washington	Timmins/Dickerson	21.7	14.0
UCLA	Welsh/Goloman	21.0	15.3
Oregon	McIntosh/White	20.5	9.4
Arizona St.	White/Shibel	19.7	11.4
Colorado	King/Walton	18.0	11.5

2017-18 ROSTER

NO.	NAME	POS.	HT.	WT.	YR.	HOMETOWN (HIGH SCHOOL)
0	Kezie Okpala	F	6-8	195	Fr.	Los Angeles, Calif. (Esperanza HS)
1	Daejon Davis	G	6-3	175	Fr.	Seattle, Wash. (Garfield HS)
2	Robert Cartwright	G	6-2	180	Jr.	Pasadena, Calif. (Flintridge Prep)
4	Isaac White	G	6-1	185	Fr.	Adelaide, Australia (Sacred Heart College)
5	Kodye Pugh	F	6-8	205	Fr.	Baltimore, Md. (Blair Academy (New Jersey))
10	Michael Humphrey	F	6-9	245	Sr.	Phoenix, Ariz. (Sunnyslope HS)
11	Dorian Pickens	G	6-5	215	Sr.	Phoenix, Ariz. (Pinnacle HS)
13	Oscar da Silva	F	6-9	210	Fr.	Munich, Germany (Ludwig Gymnasium)
14	Marcus Sheffield	G	6-5	180	Jr.	Alpharetta, Ga. (Chattahoochee HS)
15	Rodney Herenton	G	6-1	155	So.	Chicago, Ill. (Stevenson HS)
20	Josh Sharma	C	7-0	220	Jr.	Lexington, Mass. (N. Mount Hermon School)
21	Cameron Walker	F	6-7	200	Jr.	Santa Maria, Calif. (Righetti HS)
22	Reid Travis	F	6-8	245	Jr.	Minneapolis, Minn. (DeLaSalle HS)
25	Blake Pagon	G	6-4	190	So.	Haymarket, Va. (Battlefield HS)
33	Trevor Stanback	F	6-11	220	So.	Pasadena, Calif. (Maranatha HS)



YOUTH MOVEMENT

Stanford's roster has played 593 combined games. The Cardinal entered the season with the fifth-most veteran roster (games played) in the nation. While fourth-year players Reid Travis and Michael Humphrey anchor the post, injuries have limited several veteran perimeter players. This has given one of the nation's top recruiting classes a chance to play important minutes as freshmen this season. Stanford has started three freshmen - Daejon Davis, Oscar da Silva and Isaac White - together in six games this season. All three average more than 26 minutes per game. Davis leads the Cardinal in assists (4.6 apg), White leads all freshmen in the Pac-12 in three-pointers per game (2.5) and da Silva ranks third on the roster in rebounding (5.6 rpg) and second in blocks (11).

Prior to this season, Stanford last started three freshmen on January 27, 1983 (at Washington) with Keith Ramee, Andy Fischer and Earl Koberlein earned the starting nod in that contest.

Freshman Production

Name	Starts	Minutes (avg.)	Points (avg.)	Rebounds (avg.)
Isaac White	9	28.3	11.5	1.6
Daejon Davis	9	30.6	10.6	4.6 (assists)
Oscar da Silva	8	26.9	6.0	5.6

R2T2

Junior preseason All-American Reid Travis is living up to his preseason accolades. The forward, who entered the year as the Pac-12's leading returning scorer and rebounder, ranks 25th nationally in points per game, fifth nationally in free throw attempts and 11th nationally in free throws made as of Saturday. He ranks in the top-10 in the Pac-12 in eight categories, including the ones below as well as leading the league in 20-point games (9) and offensive rebounds (10th, 2.3 orpg).

Category	Conference Rank	National Rank	Total
Scoring Average	2	25	21.5
Total Points	1	13	237
Free Throws Made	1	11	67
Free Throws Attempted	1	5	95
Total Field Goals Made	1	11	83
Total Rebounds	6	114	78
Rebounding Average	11	171	7.3

APPROACHING 1K

Reid Travis enters Sunday's game against San Francisco 18 points shy of becoming the 45th player in school history with 1,000 career points.

TRAVIS AGAINST TOP-10 FOES

Reid Travis is averaging 25.2 points and 9.0 rebounds in five games he has played against top-10 opponents over the past two seasons. He posted a career-best 29-point performance at No. 4 Kansas last season.

Team	Rank	Date	Points	Rebounds
Florida	7	Nov. 23, 2017	23	5
North Carolina	9	Nov. 20, 2017	21	6
Oregon	6	Feb. 25, 2017	27	14
Arizona	9	Feb. 8, 2017	26	11
Kansas	4	Dec. 3, 2016	29	9

GAME-BY-GAME STARTERS

Opponent	G	G	F	F	C
Cal Poly	Cartwright	White	Pickens	Travis	Humphrey
Pacific	Davis	White	Pickens	Travis	Humphrey
E. Washington	Davis	White	da Silva	Travis	Humphrey
Northeastern	Davis	White	da Silva	Travis	Humphrey
North Carolina	Davis	White	da Silva	Travis	Humphrey
vs. Florida	Davis	White	da Silva	Travis	Humphrey
vs. Ohio State	Davis	White	da Silva	Travis	Humphrey
vs. Portland State	Davis	White	da Silva	Travis	Humphrey
Montana	Davis	Cartwright	da Silva	Travis	Humphrey
at Long Beach State	Cartwright	White	da Silva	Travis	Humphrey
Denver	Davis	Cartwright	Pugh	Travis	Humphrey
USF					
vs. Kansas					
California					
UCLA					
USC					
at WSU					
at Washington					
Arizona State					
Arizona					
at USC					
at UCLA					
Oregon State					
Oregon					
at Utah					
at Colorado					
at California					
Washington					
WSU					
at Arizona					
at Arizona State					

CAREER STARTS

Name	Career	2017-18
Michael Humphrey	69	11
Dorian Pickens	53	2
Reid Travis	58	11
Robert Cartwright	17	4
Marcus Sheffield	9	-
Isaac White	9	9
Daejon Davis	9	9
Oscar da Silva	8	8
Pugh	1	1
Cameron Walker	1	-



Stanford's Record When

Scoring First	4-2
Opponent Scores First	1-4
Lead at Half	5-2
Trail at Half	0-3
Tied at Half	0-1
Overtime	0-0
vs. Top 25	0-2
Decided by 1-4 Points	0-0
Decided by 5-9 Points	1-4
Decided by 10+ Points	4-2
Scoring 100+	0-0
Scoring 90-99	0-0
Scoring 80-89	1-1
Scoring 70-79	4-4
Scoring 60-69	0-2
Scoring 50-59	0-0
Scoring 40-49	0-0
Opp. Scoring 100+	0-1
Opp. Scoring 90-99	0-1
Opp. Scoring 80-89	1-1
Opp. Scoring 70-79	0-1
Opp. Scoring 60-69	2-1
Opp. Scoring 50-59	2-0
Opp. 49 or Fewer	0-0
Shoot 50% or better	2-2
Opp. shoots 50% or better	0-3
Better FG% than Opp.	4-1
FG% is Equal	0-0
Opp. Better FG%	1-5
Outrebounding Opp.	4-4
Rebounds are Equal	1-0
Outrebounded by Opp.	0-2
Fewer TO than Opp.	2-1
Turnovers are Equal	0-0
More TO than Opp.	3-5
6 in Double Figures	0-0
5 in Double Figures	0-0
4 in Double Figures	4-1
Bench Scores More	1-0
Opp. Bench Scores More	4-6
Bench scoring tied	0-0
Wearing Black	0-0
Wearing White	5-2
Wearing Cardinal	0-3
Wearing Gray	0-1
On ESPN/2/U	0-4
On Pac-12 Networks	5-1
On FS1	0-0
On FOX	0-0
On CBS	0-0

PRESEASON HONORS FOR REID TRAVIS

Reid Travis, the Pac-12 Conference's leading returning scorer (17.4 ppg) and rebounder (8.9 rpg), entered the year with several preseason accolades.

- Naismith Trophy (National Player of the Year) preseason watch list
- Lute Olson Award (Player of the Year who played two seasons) watch list
- Oscar Robertson Trophy (National Player of the Year) preseason watch list
- Karl Malone Award (Power Forward of the Year) preseason watch list
- Preseason All-America selection by ESPN's Jeff Goodman
- Voted 29th best player in the nation by ESPN's college basketball analysts
- Voted 30th best player in the nation by CBS Sports' basketball analysts
- Consensus preseason First Team All-Pac-12 selection

LAST TIME OUT

Reid Travis posted his third double-double of the season with 26 points and 11 rebounds for Stanford, but the Cardinal came up short in a 76-68 setback to Long Beach State on the road Dec. 3. The Cardinal were up by as many as five in the middle of the second half, before the 49ers made a run to take the lead with eight minutes remaining. Travis topped the 20-point mark for the eighth time this season, scoring 18 of his game-high 26 in the second half. It's his third double-digit rebound game of the year.

LIMITED ROSTER

Stanford has been without several members of its roster in its first 11 games, playing only seven players at Long Beach State two games ago. Among the group of unavailable players for the Cardinal has been senior tri-captain and second-year starter Dorian Pickens and junior second-year starter Marcus Sheffield. Pickens (12.6 ppg last year) has missed the last nine games with a left foot injury and Sheffield (6.7 ppg last year) has missed all 11 games this season with a left foot injury. Freshman Daejon Davis (missed two games) and redshirt freshman Kodye Pugh (missed five games) have also been limited this season. Both were back in Friday's contest. All four are perimeter players for the Cardinal.

DAVIS TAKING CONTROL OF THE POINT

Freshman Daejon Davis has started all nine career games he has played in. After averaging 7.0 ppg in his first five career games, he is averaging 15.0 points in his last four contests. In his last two outings, Davis has totaled 37 points, 10 rebounds and nine assists in victories over Montana and Denver.

PAGON EARNING IMPORTANT MINUTES

Sophomore Blake Pagon, a walk-on, has earned valuable minutes for the Cardinal recently. After playing 10 minutes over five games last season, Pagon has totaled 75 minutes playing in nine of the first 11 games this year. He played a career-long 19 minutes against Montana with a career-best four rebounds and two assists. Pagon, who has two career points on a pair of free throws last season, is in search of his first career field goal. He has two field goal attempts this season.

Pagon, one of five sons for parents Garrett and Amanda, is following in his parents' footsteps. Both also studied at Stanford. His mother, Amanda, was a standout runner and swimmer at Stanford. She was a member of three Pac-10 cross country championship teams in 1993, 1994 and 1996. She was a member of Stanford's first NCAA champion women's cross country team in 1996.

FLOOR BURNS STAT COMES TO THE FARM

During his standout collegiate career at Kansas, Jerod Haase was known for his energy and passion on the court, diving for loose balls and taking charges, whatever he could do to help his team win. During his time with the Jayhawks, the "floor burns" stat was created in his honor and is still tracked by the program. Haase totaled 167 in the 1996-97 season. For the second season, Stanford is tracking floor burns as an official stat throughout the year.

FLOOR BURNS

Daejon Davis.....23	Oscar da Silva10	Dorian Pickens3
Michael Humphrey14	Robert Cartwright8	Kodye Pugh5
Josh Sharma11	Isaac White7	
Reid Travis10	Blake Pagon.....3	TOTAL94



HUMPHREY CONTROLLING THE GLASS

Michael Humphrey, who was among the Pac-12 leaders in rebounding last season, ranks fourth in the Pac-12 in rebounding this season with an average of 8.6 rpg. He posted a career-high 18 rebounds against Pacific on Nov. 12. The senior, who is averaging 11.1 ppg, has three double-doubles this year.

CARTWRIGHT WITH CAREER-BEST NUMBERS

After averaging 4.1 ppg over the first two seasons (67 games) of his career, junior Robert Cartwright is averaging 9.2 ppg in 11 games this season. He had a season-high 19 points against Portland State four games ago. He ranks fifth in the Pac-12 in assist/turnover ratio (2.6). Cartwright has started each of the last three games after coming off the bench the previous seven contests.

PICKENS' OUTSIDE TOUCH

Dorian Pickens, the only player to start all 31 games last season, posted at least one three-pointer in all but four games, with multiple three-pointers in 19 contests during his junior season. He ranked ninth in the Pac-12 in three-point field goals made in conference play (39, 2.2) and 11th overall (67, 2.2). Pickens was Stanford's leading three-point shooter (67-of-169, 39.6 percent). The forward registered a career-high seven three-pointers (7-of-10) against Idaho last season. He had his consecutive games played streak of 63 snapped in the third game of this season, missing the last nine games with a left foot injury.

CARDINAL OFFENSE IMPROVED FROM LAST SEASON

Stanford, which returned 78.4 percent of its scoring from last season, is averaging 74.7 ppg this season. The average is up nearly 6.0 ppg from its 69.1 scoring average last season. The Cardinal has topped the 70-point mark in a game nine times in 11 games. Last season, it had only reached the 70-point mark four times in its first 11 games.

POST-FINALS SUCCESS

With Friday's win, Stanford has won its last 11 games following its extended break for finals. The Cardinal has not lost a "post-finals" game since Dec. 16, 2006, a 62-46 defeat to Santa Clara.

THE FOURTH-YEAR CLASS

The four members of Stanford's fourth-year class - Reid Travis, Dorian Pickens, Michael Humphrey and Robert Cartwright - accounted for 62.6 percent of the team's scoring and 55.4 percent of the team's rebounding last season. Pickens and Humphrey are true seniors, while Travis and Cartwright have each had their medical hardship waivers granted and are redshirt juniors with another year of eligibility remaining after this season. Cartwright missed the entire 2015-16 season with a compound fracture of his right forearm sustained in preseason practice on Nov. 2, 2015. Travis was forced to miss the final 22 games of the 2015-16 season with a right leg injury.

PETER SAUER CAPTAINSHIP

Head coach Jerod Haase announced the establishment of the Peter Sauer Captainship in September, naming Reid Travis, Dorian Pickens and Michael Humphrey captains. The three wear patches on their uniforms honoring the legacy of the late Peter Sauer, a team captain and leader of Stanford's 1998 Final Four team. Stanford will celebrate the 20-year anniversary of the 1998 Final Four team Feb. 24, 2018, vs. WSU.

TOP-TIER RECRUITING CLASS

After signing a consensus top-25 national recruiting class last season, the Cardinal once again inked one of the nation's top classes for 2018. On Nov. 8, Stanford announced the signing of 6-5 guard Cormac Ryan from New York, New York, and 7-0 forward Keenan Fitzmorris of Overland Park, Kansas. Fitzmorris is the younger brother of Stanford women's volleyball All-American Audriana Fitzmorris.

FIFTH IN PAC-12 PRESEASON POLL

Stanford was selected fifth in the Pac-12 Conference media preseason poll. The Cardinal totaled 182 points to place fifth in a vote of the media members that regularly cover the conference.

FACING THE NATION'S BEST

Stanford completed a season-opening stretch of eight games in 17 days. The stretch included games against No. 7 Florida, No. 9 North Carolina and Ohio State in a seven-day span. The games against the Tar Heels and Gators marked the first time in nearly 19 years Stanford faced back-to-back top-10 opponents in the AP poll. On Nov. 27, 1998, Stanford played No. 9 North Carolina in the preseason NIT in Madison Square Garden. The Cardinal's next game was against No. 2 Maryland on Dec. 6, 1998 in the BB&T Classic in Washington, D.C. Stanford, ranked fifth in the Associated Press poll themselves, dropped a 57-49 decision to the Tar Heels and a 62-60 decision to the Terrapins.

MOST POWER FIVE OPPONENTS IN FIVE YEARS

Stanford's challenging nonconference schedule includes five opponents from power five conferences. The Cardinal has already faced North Carolina (ACC), Florida (SEC) and Ohio State (Big Ten), and will play Kansas (Big 12) in Sacramento next week. It's the most power five conference opponents in five years, since the Cardinal faced Missouri (SEC), Minnesota (Big Ten), NC State (ACC) and Northwestern (Big Ten) during its 2012 nonconference slate. Stanford went 1-3 in those games, defeating Northwestern (70-68) on the road.

WHITE POSTS BEST DEBUT MARK SINCE 1977

Freshman Isaac White's 17-point performance against Cal Poly in the season opener on Nov. 10 was the second-most points by a true freshman in his collegiate debut in the 103-year history of the program. White currently ranks fourth on the team in scoring at 10.3 ppg.

Top scoring totals by a freshman in their collegiate debut

Name	Points	Date	Opponent
Mark Pitchford	28	Nov. 25, 1977	Cal Poly
Isaac White	17	Nov. 10, 2017	Cal Poly
Todd Lichti	15	Nov. 26, 1985	George Washington
Chasson Randle	15	Nov. 11, 2011	Central Arkansas

SEEING DOUBLE

Stanford individuals have totaled seven double-doubles in the first 11 games, with three each from forwards Reid Travis and Michael Humphrey and one from Oscar da Silva.

Player	Opponent	Minutes	Points	Rebounds
Reid Travis	Cal Poly	35	26	12
Michael Humphrey	Pacific	31	26	18
Oscar da Silva	Eastern Washington	38	12	17
Michael Humphrey	Northeastern	31	17	11
Reid Travis	Portland State	34	28	14
Michael Humphrey	Montana	27	12	12
Reid Travis	Long Beach State	39	26	11

CARD UNDERWAY IN SECOND YEAR OF JEROD HAASE ERA

Head coach Jerod Haase, who has appeared in the NCAA Tournament 19 times as either a player or coach in his career, looks to lead the Cardinal back to the NCAA Tournament for the first time since Stanford's 2014 NCAA Sweet Sixteen run. Haase owns a 99-76 career record in his sixth season (four at UAB and two at Stanford) as a head coach.



THE LAST TIME

TEAM

Scored 100 points

Stanford 103, vs. BYU (11-11-13)
Opponent..... 108, Florida (11-23-17)

Scored less than 50 points

Stanford 49, at SMU (12-19-16)
Opponent..... 46, at Oregon State (1-19-17)

Scored less than 40 points

Stanford 39, at Washington State (2-25-06)
Opponent..... 38, vs. Carroll College (12-27-15)

Overtime game

Stanford win vs. Utah (70-68 on 1-1-16)
Stanford loss..... at UCLA (86-61 in 2OT on 1-8-15)

Double Overtime game

Stanford win at Oregon State (103-101 in 4OT on 1-7-12)
Stanford loss..... at UCLA (86-61 in 2OT on 1-8-15)

40-point win

Stanford Stanford 83, Carroll College 38 (12-27-15)
Opponent..... Oregon State 81, Stanford 38 (1-11-82)

50-point win

Stanford Stanford 111, Harvard 56 (11-9-07)
Opponent..... never

60 points in a half

Stanford 63 (1st half), vs. Harvard (11-9-07)
Opponent..... 60 (2nd half), at USC (1-26-02)

Between 16-20 points in a half

Stanford 19 (1st half), at SMU (12-19-16)
Opponent..... 20 (1st half), vs. Weber State (11-17-16)

15 points or less in a half

Stanford 12 (1st half), vs. Santa Clara (12-16-06)
Opponent..... 14 (1st half), vs. Arkansas-Pine Bluff (12-29-14)

50 rebounds by a team

Stanford 55, vs. Villanova (11-26-15)
Opponent..... 51, at UCLA (1-8-15)

12 or more three-pointers in a game

Stanford 13, vs. Denver (12-15-17)
Opponent..... 15, Florida (11-23-17)

10 or more steals in a game

Stanford 13, vs. Oregon State (2-22-17)
Opponent..... 18, Portland State (11-26-17)

25 turnovers in a game

Stanford 28, vs. Portland State (11-26-17)
Opponent..... 25, vs. Arkansas-Pine Bluff (12-29-14)

Five players scoring in double digits

Stanford 5, vs. CSUN (11-15-16)
Opponent..... 5, Florida (11/23/17)

More than five players scoring in double digits

Stanford 6, vs. Green Bay (11-13-15)
Opponent..... 6, at Colorado (3/2/17)

INDIVIDUAL

Player recorded a double-double

Stanford Reid Travis (26 pts/11 rebs), at Long Beach State (12-3-17)
Opponent..... Ivan Rabb (16 pts/13 rebs), vs. California (2-17-17)

Two players recorded a double-double

Stanford.... Travis (17 pts/11 rebs)/Humphrey (16 pts/13 rebs), at ASU (2-11-17)
Opponent..... Kevon Looney/Tony Parker, at UCLA (1-8-15)

Player recorded a triple-double

Stanford..... Brook Lopez (18 pts/11 reb/12 blk), vs. USC (1-25-07)
Opponent..... Kyle Weaver (14 pts/13 reb/10 ast), vs. Wash. St. (1-13-07)

Game decided by buzzer-beater

Stanford win Lawrence Hill, at Virginia (1-7-07)
Stanford loss..... Lamont Jones, vs. Arizona (2-27-10)

30 points

Stanford Marcus Sheffield (35), vs. Arizona State (12-30-16)
Opponent..... Markelle Fultz (34), vs. Washington (1-14-17)

40 points

Stanford Casey Jacobsen (41), vs. Oregon (2-7-02)
Opponent..... Damon Stoudamire (45), vs. Arizona (1-14-95)

Two players with 20 or more points

Stanford Travis (20)/Davis (20), vs. Denver (12-15-17)
Opponent..... Berry II (29)/Williams (20), North Carolina (11-20-17)

Three players with 20 or more points

Stanford Brown (21)/Randle (21)/Nastic (20), vs. Arizona St. (1-24-15)
Opponent..... Moore (25)/Brown (23)/Carmichael (21), vs. Illinois St. (3-19-12)

No double digit scorer

Stanford at USC (1-20-11)
Opponent..... vs. Carroll College (12-27-15)

12 field goals

Stanford Michael Humphrey (12), vs. UCLA (2-27-16)
Opponent..... Markelle Fultz (12), vs. Washington (1-14-17)

7 three-pointers

Stanford Dorian Pickens (7), vs. Idaho (12-22-16)
Opponent Jabari Bird (7), vs. California (2-17-17)

15 free throws

Stanford Reid Travis (19), at Kansas (12-3-16)
Opponent..... Jared Cunningham (15), vs. Oregon State (3-9-11)

15 rebounds

Stanford Oscar da Silva (17), vs. Eastern Washington (11-14-17)
Opponent..... Kevon Looney (19), at UCLA (1-8-15)

20 rebounds

Stanford Matt Haryasz (20), vs. Oregon (1-29-05)
Opponent..... Andre Roberson (20), at Colorado (1-24-13)

Three players with 10 or more rebounds

Stanford Travis (12)/R. Allen (10)/Pickens (10), vs. Villanova (11-26-15)
Opponent..... Johnson (13)/Scott (10), at Colorado (2-15-15)

10 assists

Stanford Christian Sanders (10), vs. Oregon (2-13-16)
Opponent..... Chris Chiozza (11), Florida (11-23-17)





**The Anne and Tony Joseph
Director of Men's Basketball
Jerod Haase**

**Overall: 99-76 (Sixth Season)
Stanford: 19-23 (Second Season)**

After being introduced as the Anne and Tony Joseph Director of Men's Basketball by Jaquish & Kenninger Director of Athletics Bernard Muir on March 25, 2016, Jerod Haase developed a strong relationship with his program and instilled an invested, tough and selfless attitude among his student-athletes.

In his first year at the helm of the Cardinal program, Stanford posted 14 wins against one of the toughest schedules in the nation. Redshirt sophomore Reid Travis earned First Team All-Pac-12 and NABC All-District honors, developing into one of the top players in the conference on both ends of the court. His program finished in the top-10 percent among men's basketball programs nationally in the classroom as well.

Haase and his staff signed a top-tier recruiting class that is rated as high as No. 10 nationally in the 2017 rankings, welcoming the four-member class to The Farm for the 2017-18 season.

Haase arrived on The Farm prior to the 2016-17 season after completing his fourth season as the head coach at UAB, where he led the Blazers to a regular-season Conference USA championship in 2016 and the program's 15th all-time NCAA Tournament appearance in 2015. Haase compiled an 80-53 overall record while improving the Blazers' win total every year.

Tabbed the 2016 Gene Bartow Conference USA Coach of the Year, Haase led the Blazers to a 26-5 overall record and a 16-2 conference mark while capturing their first regular-season title since 2011. Along the way, UAB established school records for overall victories (26), conference wins (16), road wins (10) and consecutive victories (14). Also named the 2016 National Association of Basketball Coaches (NABC) All-District Coach, Haase directed the Blazers to an NIT berth for the 12th time in school history. UAB also finished 16-0 at home in his final season at the helm of the Blazers, extending the nation's fifth-longest home winning streak to 25, while ranking among the nation's best in field goal percentage (.478 - 24th), assists per game (18.4 - 4th) and blocks per game (4th - 6.1).

Under Haase's guidance, UAB returned to the NCAA Tournament in 2015, shocking No. 3 seed Iowa State, 60-59, in the second round for the Blazers' first NCAA victory since 2005. UAB reached the Big Dance after claiming the program's first Conference USA Tournament title despite being seeded No. 4. The triumph marked UAB's first league tournament title since 1987, when the Blazers won the Sun Belt Conference Tournament. More impressively, Haase successfully developed a roster comprised of 10 underclassmen - all players recruited by Haase and his staff - and finished 20-16 overall while guiding the third-youngest team in NCAA Division I.

The Blazers made impressive strides under Haase's leadership during the 2013-14 campaign, finishing 18-13 overall while notching three victories against teams that qualified for the NCAA Tournament. Of UAB's 18 victories, perhaps none were more impressive than the Blazers' 63-59 home win against No. 16 North Carolina. UAB was ranked in the top five nationally in rebounding throughout the season and finished the year ranked second in the country at 44.5 boards per game.

During Haase's first year with the Blazers in 2012-13, UAB won six of its final nine regular-season Conference USA games and collected a victory in the conference tournament.

Prior to arriving at UAB, Haase played for Roy Williams at Kansas and spent 13 years on Williams' staff with the Jayhawks and Tar Heels. A 1997 graduate of Kansas with a degree in business administration, Haase got his start as Kansas' Director of Operations from 1999-2003. During that time, the Jayhawks reached the 2002 Final Four and the national championship game in 2003.

When Williams was named head coach at North Carolina prior to the 2003-04 season, he brought Haase with him as an assistant coach and director of operations, a title Haase held from 2003-09. Haase then served exclusively as an assistant coach during his final three seasons with the Tar Heels.

A native of South Lake Tahoe, Haase attended California in 1992-93 before transferring to Kansas. He helped lead the Jayhawks to three consecutive conference titles and finished his career ranked in the school's top 10 in assists, three-point field goals and steals. Haase started 99 of 101 games at Kansas and scored 1,264 points, averaging 12.5 per game and reaching double figures 74 times. While at Kansas, Haase was a candidate for the Naismith and Wooden Awards.

As a senior in 1996-97, Haase started alongside Jacque Vaughn, Scot Pollard, Paul Pierce and Raef LaFrentz as Kansas finished with a 34-2 record while averaging 12.0 points per game despite playing with a broken wrist. As a sophomore in 1994-95, Haase averaged 15.0 points and was named the Big Eight Conference Newcomer of the Year and also tabbed a second-team all-conference selection.

Haase was a first-team GTE Academic All-American as a senior, a second-team Academic All-American as a junior and a three-time academic all-conference pick. The Jayhawks' Male Scholar-Athlete of the Year in 1997, Haase later earned a master's degree in business at Kansas in 2000.

Haase started 23 games in 1992-93 as a freshman at California, teaming with Jason Kidd in the backcourt.

In 2017, Haase joined the National Advisory Board of the Positive Coaching Alliance, the organization that uses the power of positive reinforcement to pursue winning and the more important goal of teaching life lessons through sports.

Haase, 42, and his wife, the former Mindy Meidinger, have three children: Gavin (11), Garrett (7) and Gabrielle (4).

HAASE'S HEAD COACHING CAREER

Year	School	Overall	Postseason
2012-13	UAB	16-17	
2013-14	UAB	18-13	
2014-15	UAB	20-16	NCAA Third Round
2015-16	UAB	26-7	NIT First Round
2016-17	Stanford	14-16	
2017-18	Stanford	5-6	
Sixth Season		99-76	2 Appearances

COACHING CAREER

2016-Present: Head Coach (Stanford)

2012-16: Head Coach (UAB)

2004-05, 2006-07, 2008-09: Director of Operations (North Carolina)

2003-04, 2005-06, 2007-08, 2009-12: Assistant Coach (North Carolina)

1999-2003: Administrative Assistant (Kansas)

COLLEGE CAREER/HONORS

1992-93: California

1994-97: Kansas

Big Eight Newcomer of the Year (1995)

Second Team All-Big Eight (1995)

Big Eight All-Defensive Team (1996)

Third Team All-Big XII (1996)

GTE Second Team Academic All-American (1996)

GTE First Team Academic All-American (1997)

Kansas Male Scholar Athlete of the Year (1997)

PERSONAL

Birthdate: April 1, 1974

Age: 42


Hometown: South Lake Tahoe, Calif.

Education: Kansas (B.S., Business Administration, 1997), Kansas (M.S., Business, 2000)

Wife: Mindy

Children: Gavin (11), Garrett (7) and Gabrielle (4)





0 Kezie Okpala

F • 6-8 • 195 • Fr.
Los Angeles, Calif.
Esperanza HS



1 Daejon Davis

G • 6-3 • 175 • Fr.
Seattle, Wash.
Garfield HS




2 Robert Cartwright

G • 6-2 • 180 • R-Jr.
Pasadena, Calif.
Flintridge Prep



4 Isaac White

G • 6-1 • 185 • Fr.
Adelaide, Australia
Sacred Heart College HS




5 Kodye Pugh

F • 6-8 • 205 • R-Fr.
Baltimore, Md.
Blair Academy (N.J.)



10 Michael Humphrey

F • 6-9 • 245 • Sr.
Phoenix, Ariz.
Sunnyslope HS



11 Dorian Pickens

G • 6-5 • 215 • Sr.
Phoenix, Ariz.
Pinnacle HS



13 Oscar da Silva

F • 6-9 • 210 • Fr.
Munich, Germany
Ludwig Gymnasium



14 Marcus Sheffield

F • 6-5 • 180 • Jr.
Alpharetta, Ga.
Chattahoochee HS



15 Rodney Herenton

G • 6-1 • 155 • So.
Chicago, Ill.
Stevenson HS



20 Josh Sharma

C • 7-0 • 220 • Jr.
Lexington, Mass.
Northfield Mount Hermon School



21 Cameron Walker

F • 6-7 • 200 • Jr.
Santa Maria, Calif.
Righetti HS



22 Reid Travis

F • 6-8 • 245 • R-Jr.
Minneapolis, Minn.
DeLaSalle HS



25 Blake Pagon

G • 6-4 • 190 • So.
Haymarket, Va.
Battlefield HS



33 Trevor Stanback

F • 6-11 • 220 • So.
Pasadena, Calif
Maranatha HS



Jerod Haase

Anne and Tony Joseph Director of Men's Basketball



Jeff Wulbrun

James C. Gaither Assistant Coach of Men's Basketball



Adam Cohen

Assistant Coach



Jesse Pruitt

Assistant Coach



Tom Orlich

Assistant to the Head Coach



John Janovsky

Director of Operations



Brandon Dunson

Director of Basketball Development



Cory Schlesinger

Sports Performance Coach



Dominic Vincentini

Athletic Trainer



CAREER HIGHS

Points.....
Rebounds.....
Assists.....
Steals.....
Minutes.....

SEASON HIGHS

Points.....
Rebounds.....
Assists.....
Steals.....
Minutes.....

2017-18 GAME-BY-GAME

Opponent	Min.	FG	3FG	FT	O	D	R	PF	A	TO	B	S	Pts
Cal Poly													DNP
Pacific													DNP
EWU													DNP
Northeastern													DNP
N. Carolina													DNP
Florida													DNP
Ohio St.													DNP
Portland St.													DNP
Montana													DNP
Long Beach St.													DNP
Denver													DNP
San Francisco													
Kansas													
California													
UCLA													
USC													
Wash. St.													
Washington													
Arizona St.													
Arizona													
USC													
UCLA													
Oregon St.													
Oregon													
Utah													
Colorado													
Washington													
Wash. St.													
Arizona													
Arizona St.													

Category	2017-18 (Career)
Double-doubles	0 (0)
Double-figure pts.	0 (0)
Double-figure reb.	0 (0)
20-point games	0 (0)
30-point games	0 (0)

- Has not seen action yet this season
- 2017 graduate of Esperanza High School in Anaheim
- Ranked No. 27 by Scout, No. 30 by Rivals and No. 42 by ESPN
- Orange County Register Boys Basketball Player of the Year
- Ball Is Life All-American
- Ranked as the top small forward in the state of California
- Guided Esperanza HS to its first CIF State Division II championship in school history
- Set Esperanza High School's single-season record for scoring average
- Scored 22 points in the state championship win over
- Averaged 30 points, 11 rebounds and two blocks per game as a senior in 2017
- Posted 974 points during his senior campaign, one of the highest totals in Orange County history
- Established a school single-game record 46 pts (breaking own record) in a win over Crossroads
- Two-time Crestview League Player of the Year (junior and senior season)
- Two-time First Team All-Orange County selection by the Orange County Register
- Averaged 23 pts. per game as a junior guiding Esperanza to its first conference title in four years
- Growth spurt transformed the 5-10 freshman in 2014 to a 6-8 senior in 2016
- Played for the So-Cal All-Stars AAU program

CAREER STATISTICS

Year	G-Gs	Min	Fg-Fga	Pct	3p-3pa	Pct	Ft-Fta	Pct	Reb	Avg	Pf	Ast	To	Blk	St	Tp	Avg
2017-18	0-0	0	0-0	.000	0-0	.000	0-0	.000	0	0	0.0	0	0	0	0	0	0.0



CAREER HIGHS

Points.....	20, vs. Denver (12/15/17)
Rebounds.....	8, vs. North Carolina (11/20/17)
Assists.....	7, Florida (11/23/17)
Steals.....	5, Denver (12/15/17)
Minutes.....	38, vs. Montana (11/29/17)

SEASON HIGHS

Points.....	20, vs. Denver (12/15/17)
Rebounds.....	8, vs. North Carolina (11/20/17)
Assists.....	7, Florida (11/23/17)
Steals.....	5, Denver (12/15/17)
Minutes.....	38, vs. Montana (11/29/17)

2017-18 GAME-BY-GAME

Opponent	Min.	FG	3FG	FT	O	D	R	PF	A	TO	B	S	Pts
Cal Poly													DNP
Pacific*	26	1-2	0-0	2-2	0	1	4	5	3	0	2	4	4
EWU*	32	0-5	0-0	2-4	3	3	6	1	3	4	0	0	2
Northeastern*	27	4-10	0-1	2-4	0	4	4	4	6	5	0	1	10
N. Carolina*	28	3-5	0-0	4-6	0	8	8	3	3	5	0	1	10
Florida*	29	4-5	0-0	1-1	1	2	3	3	7	6	0	0	9
Ohio St.*	26	5-11	0-2	5-10	0	4	4	5	3	3	1	0	15
Portland St.*	32	2-5	1-2	3-6	1	3	4	1	5	11	1	0	8
Montana*	38	5-8	1-3	6-6	1	4	5	1	4	5	0	0	17
Long Beach St.													DNP
Denver*	37	7-10	3-5	3-5	1	4	5	2	5	4	0	5	20
San Francisco													
Kansas													
California													
UCLA													
USC													
Wash. St.													
Washington													
Arizona St.													
Arizona													
USC													
UCLA													
Oregon St.													
Oregon													
Utah													
Colorado													
Washington													
Wash. St.													
Arizona													
Arizona St.													

Category	2017-18 (Career)
Double-doubles	0 (0)
Double-figure pts.	5 (5)
Double-figure asts.	0 (0)
20-point games	1 (1)
30-point games	0 (0)

- Has started all nine games he has played in
- Averaging 15.0 points in his last four contests after averaging 7.0 ppg in his first five career games
- Posted a career-high 20 points to go along with five rebounds, five assists and five steals last time out against Denver
- 37 points, 10 rebounds, 9 assists and 5 steals in last two games
- Served as the starting point guard in his collegiate debut against Pacific. Missed season opener.
- Finished with 17 points in career-long 38 minutes against Montana two games ago
- Posted 15 points in 26 minutes against Ohio State in the PK80
- Consensus top-50 prospect in 2017 class, ranked 39th by Scout, 58th by ESPN and 47th by Rivals
- Consensus top-15 national prospect at his position
- Selected to the 2015-16 USA Basketball Men's Junior National Team
- One of 18 finalists for the 2016 USA Basketball men's Under-17 World Championship Team
- Led the Garfield HS to Washington's Class 3A state championship game as a senior in 2017
- Averaged 18.8 points, 6.8 rebounds and 4.5 assists per game his senior season
- Associated Press Washington All-State selection
- Member of the Seattle Times' Star Times Team

CAREER STATISTICS

Year	G-Gs	Min	Fg-Fga	Pct	3p-3pa	Pct	Ft-Fta	Pct	Reb	Avg	Pf	Ast	To	Blk	St	Tp	Avg
2017-18	9-9	275	31-61	.508	5-13	.385	28-44	.636	40	4.4	24	41	46	2	9	95	10.6



CAREER HIGHS

Points 21, vs. Washington State (1/12/17)
 Rebounds.....5, 2x, last vs. Denver (12/15/17)
 Assists..... 9, at UCLA (1/8/17)
 Steals 3, 3x, last vs. Florida (11/23/17)
 Minutes40, at Long Beach State (12/3/17)

SEASON HIGHS

Points19, vs. Portland St. (11/26/17)
 Rebounds.....5, Denver (12/15/17)
 Assists..... 6, at Long Beach State (12/3/17)
 Steals 3, vs. Florida (11/23/17)
 Minutes40, at Long Beach State (12/3/17)

2017-18 GAME-BY-GAME

Opponent	Min.	FG	3FG FT	O D R	PF	A TO	B S	Pts
Cal Poly*	32	4-9	2-4	0-0	0 2 2	0 4 3	0 1	10
Pacific	23	2-5	1-3	4-4	0 0 0	3 5	1 0	9
EWU	20	4-8	1-3	3-6	0 2 2	3 1	0 0	12
Northeastern	28	2-7	0-3	0-0	0 4 4	2 4	1 0	2 4
N. Carolina	26	0-5	0-1	2-4	0 4 4	1 4	1 0	2 2
Florida	23	6-10	2-4	3-3	0 2 2	2 4	2 0	3 17
Ohio St.	24	3-10	2-7	0-0	0 1 1	2 1	1 0	0 8
Portland St.	25	7-10	3-4	2-2	0 0 0	4 2	2 1	1 19
Montana*	33	3-7	1-2	4-4	1 1 2	0 5	1 0	1 11
Long Beach St.*	40	3-10	0-3	0-0	0 2 2	2 6	4 0	0 6
Denver*	24	1-6	1-5	0-0	0 5 5	1 5	0 0	0 3
San Francisco								
Kansas								
California								
UCLA								
USC								
Wash. St.								
Washington								
Arizona St.								
Arizona								
USC								
UCLA								
Oregon St.								
Oregon								
Utah								
Colorado								
Washington								
Wash. St.								
Arizona								
Arizona St.								

- Has played in all 11 games, has started the last three contests
- Fifth in the Pac-12 in assist/turnover ratio (2.6)
- 9.2 scoring average is 2.5 more ppg than his average last year
- Averaging 27.1 minutes per game this season
- Played a career-long 40 minutes at Long Beach State
- Season-high 19 points in 25 minutes vs. Portland State
- Played in all 31 games with 12 starts last season
- Averaged 24.7 minutes, played 20+ minutes in 26 contests
- Finished last season ranked seventh in the conference in assists (4.2) in conference play
- Ranked fourth in Pac-12 in assist/turnover ratio (2.6) in conference play and sixth overall (2.3)
- Career-high 21 points to go along with seven assists against Washington State last year
- Career-highs in assists (9) and rebounds (5) to along with 18 points at UCLA last season
- Entered 2015-16 season as the starting point guard before he suffered a compound fracture of his right forearm in preseason practice, which required season-ending surgery

Category	2017-18 (Career)
Double-doubles	0 (0)
Double-figure pts.	5 (14)
Double-figure asts.	0 (0)
20-point games	0 (1)
30-point games	0 (0)

CAREER STATISTICS

Year	G-Gs	Min	Fg-Fga	Pct	3p-3pa	Pct	Ft-Fta	Pct	Reb	Avg	Pf	Ast	To	Blk	St	Tp	Avg
2014-15	36-1	399	23-64	.359	12-36	.333	11-17	.647	34	0.9	38	24	13	1	9	69	1.9
2015-16	-	-	-	-	-	-	-	-	-	-	-	-	-	-	-	-	-
2016-17	31-12	765	74-209	.354	28-104	.269	32-42	.762	56	1.8	50	110	48	1	30	208	6.7
2017-18	11-4	298	35-87	.402	13-39	.333	18-23	.783	24	2.2	20	41	16	1	12	101	9.2
Totals	78-17	1462	132-360	.367	53-179	.296	61-82	.744	114	1.5	108	175	77	3	51	378	4.8



CAREER HIGHS

Points 20, vs. North Carolina (11/20/17)
 Rebounds.... 4, 2x, last vs. Portland St. (11/26/17)
 Assists..... 3, vs. Eastern Washington (11/14/17)
 Steals 2, vs. Portland St. (11/26/17)
 Minutes38, at Long Beach State (12/3/17)

SEASON HIGHS

Points 20, vs. North Carolina (11/20/17)
 Rebounds.... 4, 2x, last vs. Portland St. (11/26/17)
 Assists..... 3, vs. Eastern Washington (11/14/17)
 Steals 2, vs. Portland St. (11/26/17)
 Minutes38, at Long Beach State (12/3/17)

2017-18 GAME-BY-GAME

Opponent	Min.	FG	3FG FT	O D R	PF	A TO	B S	Pts
Cal Poly*	26	5-9	5-5	2-4	0 2 2	1 1	2 0	0 17
Pacific*	23	2-7	1-6	0-0	0 0 0	1 2	2 0	0 5
EWU*	36	2-10	1-7	0-0	0 2 2	3 3	0 0	0 5
Northeastern*	35	5-7	3-3	4-4	0 4 4	0 1	1 0	0 17
N. Carolina*	34	7-12	3-7	3-4	0 1 1	1 0	2 0	0 20
Florida*	24	1-7	1-5	2-2	0 2 2	0 1	0 0	0 5
Ohio St.*	33	2-8	1-6	4-4	0 1 1	2 0	4 0	0 9
Portland St.*	22	3-8	3-7	2-2	0 4 4	2 1	2 0	2 11
Montana	11	1-6	1-5	1-1	0 1 1	1 0	1 0	0 4
Long Beach St.*	38	6-11	5-10	0-2	0 1 1	1 1	1 0	0 17
Denver	29	6-14	4-12	1-2	0 0 0	3 1	3 0	1 17
San Francisco								
Kansas								
California								
UCLA								
USC								
Wash. St.								
Washington								
Arizona St.								
Arizona								
USC								
UCLA								
Oregon St.								
Oregon								
Utah								
Colorado								
Washington								
Wash. St.								
Arizona								
Arizona St.								

- Has played in all 11 games with nine starts
- Ranks second on the team in scoring at 11.5 ppg
- Posted a career-high 20 points against No. 9 North Carolina
- Played a career-long 38 minutes at Long Beach St.
- Leads all Pac-12 freshmen in three-point FGs (2.5) per game
- Has recorded five three-pointers in a game twice this season
- Connected on a three-pointer in every game this season, with multiple threes in six contests
- 17 points in his collegiate debut was most in nearly 40 years
- One of Australia's top prospects
- Led South Australia to the 2017 national title
- Averaged 20.9 points, while also leading national team in assists, free throws (80)
- Posted a 53.6 shooting percentage from three-point range in high school
- Led South Australia team in scoring each of the his two years at the U20 Junior Championships
- Led U18 Australian team to a 50-3 record
- Named the Premier League's top Under 21 player playing for the Sturt Sabres
- Averaged 15.0 points his first season and nearly 30.0 points last season
- Posted a 65-point performance (10 three-pointers) against West Adelaide

Category	2017-18 (Career)
Double-doubles	0 (0)
Double-figure pts.	6 (6)
Double-figure asts.	0 (0)
20-point games	1 (1)
30-point games	0 (0)

CAREER STATISTICS

Year	G-Gs	Min	Fg-Fga	Pct	3p-3pa	Pct	Ft-Fta	Pct	Reb	Avg	Pf	Ast	To	Blk	St	Tp	Avg
2017-18	11-9	311	40-99	.404	28-73	.384	19-25	.760	18	1.6	15	11	18	0	3	127	11.5



CAREER HIGHS

Points 3, vs. Florida (11/23/17)
 Rebounds..... 1, 3x, last vs. Ohio St. (11/24/17)
 Assists 3, vs. Ohio St. (11/24/17)
 Steals 1, vs. Cal Poly (11/10/17)
 Minutes 16, vs. Denver (12/15/17)

SEASON HIGHS

Points 3, vs. Florida (11/23/17)
 Rebounds..... 1, 3x, last vs. Ohio St. (11/24/17)
 Assists 3, vs. Ohio St. (11/24/17)
 Steals 1, vs. Cal Poly (11/10/17)
 Minutes 16, vs. Denver (12/15/17)

2017-18 GAME-BY-GAME

Opponent	Min.	FG	3FG	FT	O	D	R	PF	A	T	B	S	Pts
Cal Poly	14	0-1	0-1	2-2	0	1	1	4	0	1	0	1	2
Pacific	2	0-0	0-0	0-0	0	0	0	0	0	0	0	0	0
EWU													DNP
Northeastern													DNP
N. Carolina	14	0-4	0-3	0-0	0	0	0	2	2	3	0	0	0
Florida	11	1-1	0-0	1-2	0	1	1	0	0	1	0	0	3
Ohio St.	6	0-1	0-0	0-1	1	0	1	1	3	0	0	0	0
Portland St.													DNP
Montana													DNP
Long Beach St.													DNP
Denver	16	0-4	1-2	0-2	0	0	0	1	0	0	0	0	1
San Francisco													
Kansas													
California													
UCLA													
USC													
Wash. St.													
Washington													
Arizona St.													
Arizona													
USC													
UCLA													
Oregon St.													
Oregon													
Utah													
Colorado													
Washington													
Wash. St.													
Arizona													
Arizona St.													

- Made debut in season opener after redshirting last year
- Missed five games with ankle injury suffered in second game. Returned for three games, before re-aggravating injury.
- Returned to action last time out vs. Denver, playing a career-long 16 minutes against the Pioneers
- Three assists in six minutes of action against Ohio State
- 2016 graduate of Blair Academy in Blairstown, New Jersey
- Member of the Rivals100 team
- Top-100 prospect by both Scout.com and 247Sports.com
- Ranked No. 11 at his position by 247Sports.com and No. 21 by ESPN.com
- Averaged 14 points and six rebounds during senior season for the Buccaneers
- 2015-16 All-Mid-Atlantic Prep League
- Played two seasons at Boys' Latin School of Maryland
- Two-time MVP and two-time all-conference selection at Boys' Latin School of Maryland
- Averaged 20.2 points and 10.1 rebounds with 14 double-doubles as a junior
- Second-team All-USA Maryland Boys Basketball pick and a DMVelite All-Maryland first-team pick his junior season of high school

Category	2017-18 (Career)
Double-doubles	0 (0)
Double-figure pts.	0 (0)
Double-figure reb.	0 (0)
20-point games	0 (0)
30-point games	0 (0)

CAREER STATISTICS

Year	G-Gs	Min	Fg-Fga	Pct	3p-3pa	Pct	Ft-Fta	Pct	Reb	Avg	Pf	Ast	To	Blk	St	Tp	Avg
2017-18	6-1	63	1-11	.091	0-6	.000	4-7	.571	3	0.5	8	5	5	0	1	6	1.0



CAREER HIGHS

Points 27, at UCLA (1/8/17)
 Rebounds..... 18, vs. Pacific (11/12/17)
 Assists 4, at USC (1/5/17)
 Blocks 7, vs. Green Bay (11/13/15)
 Minutes 37, at Washington State (2/18/16)

SEASON HIGHS

Points 26, vs. Pacific (11/12/17)
 Rebounds..... 18, vs. Pacific (11/12/17)
 Assists 2, vs. North Carolina (11/20/17)
 Blocks 2, Eastern Washington (11/14/17)
 Minutes 35, Eastern Washington (11/14/17)

2017-18 GAME-BY-GAME

Opponent	Min.	FG	3FG	FT	O	D	R	PF	A	T	B	S	Pts
Cal Poly*	28	0-2	0-0	0-0	1	8	9	1	1	1	0	0	0
Pacific*	31	6-12	2-3	12-14	15	18	4	0	3	2	0	26	
EWU*	35	3-13	0-4	2-3	1	10	11	4	0	1	2	1	8
Northeastern*	31	6-11	2-2	3-3	5	6	11	2	1	1	0	1	17
N. Carolina*	24	3-8	2-2	2-2	1	3	4	3	2	1	0	1	10
Florida*	18	3-4	0-0	4-4	0	1	1	4	0	2	1	0	10
Ohio St.*	31	3-11	1-2	2-2	1	8	9	5	0	1	0	3	9
Portland St.*	20	3-6	0-0	0-0	1	4	5	4	1	4	0	0	6
Montana*	27	3-6	0-0	6-8	3	9	12	2	0	0	1	0	12
Long Beach St.*	22	6-11	1-3	0-0	1	5	6	4	0	1	0	0	13
Denver*	32	3-3	3-3	2-5	1	8	9	3	0	3	1	1	11
San Francisco													
Kansas													
California													
UCLA													
USC													
Wash. St.													
Washington													
Arizona St.													
Arizona													
USC													
UCLA													
Oregon St.													
Oregon													
Utah													
Colorado													
Washington													
Wash. St.													
Arizona													
Arizona St.													

- Third-year starting center and first-year team captain
- Leads team and ranks fourth in Pac-12 in rebounding (8.6 rpg)
- Active career rebounding leader with 554 rebounds
- Active career games leader (101), seven more than Dorian Pickens
- Three double-doubles on the year and 11 in his career
- Career-high 18 rebounds with season-high 26 points vs. Pacific
- Started 24 games last season, including 16 of the last 17 contests (did not start on Senior Day)
- Played in 30 of 31 games last season
- Started 25 games overall, coming off the bench in five contests in 2016-17
- Ranked 13th in the Pac-12 in rebounding (7.4 rpg) in conference play and 15th overall (6.2 rpg)
- Ranked fifth in the Pac-12 in off. rebs. (2.8 orpg) in conference play and 10th overall (2.2 orpg)
- Grabbed 94 rebounds (9.4 rpg) over a 10-game stretch in Pac-12 play
- Career-high 27 points and 14 rebounds in 34 minutes at UCLA

Category	2017-18 (Career)
Double-doubles	3 (11)
Double-figure pts.	7 (34)
Double-figure reb.	4 (16)
20-point games	1 (6)
30-point games	0 (0)

CAREER STATISTICS

Year	G-Gs	Min	Fg-Fga	Pct	3p-3pa	Pct	Ft-Fta	Pct	Reb	Avg	Pf	Ast	To	Blk	St	Tp	Avg
2014-15	30-6	338	41-74	.554	0-2	.000	11-22	.500	81	2.7	76	13	15	23	11	93	3.1
2015-16	30-27	726	128-260	.492	9-28	.321	45-70	.643	191	6.4	95	23	45	38	30	310	10.3
2016-17	30-25	721	113-248	.456	6-27	.222	51-70	.729	187	6.2	104	28	48	18	27	283	9.4
2017-18	11-11	299	39-87	.448	11-19	.579	33-41	.805	95	8.6	36	5	18	8	7	122	11.1
Totals	101-69	2084	321-669	.480	26-76	.342	140-203	.690	554	5.5	311	69	126	87	75	808	8.0



CAREER HIGHS

Points.....25, 2x, last vs. Idaho (12/22/16)
 Rebounds..... 10, vs. Villanova (11/26/15)
 Assists..... 8, vs. Charleston So. (11/15/15)
 Steals..... 4, 3x, last vs. Oregon State (2/22/17)
 Minutes..... 37, 3x, last vs. SetonHall (11/27/16)

SEASON HIGHS

Points.....11, vs. Pacific (11/12/17)
 Rebounds..... 6, vs. Pacific (11/12/17)
 Assists..... 4, vs. Pacific (11/12/17)
 Steals..... 1, 2x, last vs. Pacific (11/12/17)
 Minutes..... 31, vs. Pacific (11/12/17)

2017-18 GAME-BY-GAME

Opponent	Min.	FG	3FG	FT	OD	R	PF	A	TO	B	S	Pts
Cal Poly*	28	3-9	0-5	4-5	0	3	3	1	1	1	0	10
Pacific*	31	3-10	2-8	3-3	1	5	6	2	4	3	0	11
EWU												DNP
Northeastern												DNP
N. Carolina												DNP
Florida												DNP
Ohio St.												DNP
Portland St.												DNP
Montana												DNP
Long Beach St.												DNP
Denver												DNP
San Francisco												
Kansas												
California												
UCLA												
USC												
Wash. St.												
Washington												
Arizona St.												
Arizona												
USC												
UCLA												
Oregon St.												
Oregon												
Utah												
Colorado												
Washington												
Wash. St.												
Arizona												
Arizona St.												

Category	2017-18 (Career)
Double-doubles	0 (1)
Double-figure pts.	1 (41)
Double-figure reb.	0 (1)
20-point games	0 (8)
30-point games	0 (0)

- Second-year starting forward and first-year team captain
- Has missed last nine games with a foot injury suffered vs. Pacific
- Had his streak of 63 consecutive games played snapped in Eastern Washington game earlier this year
- Named to the 2017 National Association of Basketball Coaches Honors Court, recognizing juniors & seniors with at least 3.2 GPA
- Only player to start all 31 games last season
- Registered at least one three-point field goal in all but four games, with multiple three-point field goals in 19 contests last season
- Led the team in minutes played with 29.9 mpg, ranked second in scoring with 12.6 ppg
- Ranked 23rd in the Pac-12 in scoring (12.6 ppg) in conf. games and 24th overall (12.3 ppg)
- Ranked ninth in the Pac-12 in three-point field goals made in conference play with 39 (2.2) and 11th overall with 67 (2.2)
- Currently owns more than 150 pairs of shoes

CAREER STATISTICS

Year	G-Gs	Min	Fg-Fga	Pct	3p-3pa	Pct	Ft-Fta	Pct	Reb	Avg	Pf	Ast	To	Blk	St	Tp	Avg
2014-15	31-1	267	17-48	.354	9-25	.360	18-26	.692	31	1.0	20	17	14	1	6	61	2.0
2015-16	30-19	880	117-280	.418	52-144	.361	84-114	.737	109	3.6	65	56	33	4	31	370	12.3
2016-17	31-31	927	123-287	.429	67-169	.396	79-107	.738	109	3.5	57	38	43	3	32	392	12.6
2017-18	2-2	59	6-19	.316	2-13	.154	7-8	.875	9	4.5	3	5	4	0	2	21	10.5
Totals	94-53	2133	263-634	.415	130-351	.370	188-255	.737	258	2.7	145	116	94	8	71	844	9.0



CAREER HIGHS

Points.....14, vs. Ohio St. (11/24/17)
 Rebounds 17, vs. Eastern Washington (11/14/17)
 Assists..... 2, 2x, last vs. Denver (12/15/17)
 Blocks 2, 3x, last vs. North Carolina (11/20/17)
 Minutes..... 38 vs. Eastern Washington (11/14/17)

SEASON HIGHS

Points..... 14, vs. Ohio State (11/24/17)
 Rebounds 17, vs. Eastern Washington (11/14/17)
 Assists..... 2, 2x, last vs. Denver (12/15/17)
 Blocks 2, 3x, last vs. North Carolina (11/20/17)
 Minutes..... 38 vs. Eastern Washington (11/14/17)

2017-18 GAME-BY-GAME

Opponent	Min.	FG	3FG	FT	OD	R	PF	A	TO	B	S	Pts
Cal Poly	21	3-4	1-1	0-0	2	2	4	0	1	4	2	7
Pacific	21	1-3	0-0	5-6	3	3	6	3	0	0	2	7
EWU*	38	5-9	0-0	2-2	6	11	17	5	0	2	0	12
Northeastern*	26	2-5	1-2	0-0	2	2	4	3	0	0	1	5
N. Carolina*	21	2-4	1-2	0-0	0	2	2	5	1	4	2	5
Florida*	28	2-5	1-3	2-2	1	4	5	4	1	2	1	7
Ohio St.*	37	5-7	2-2	2-2	2	1	3	3	2	1	1	14
Portland St.*	33	2-5	0-0	0-1	2	6	8	5	1	3	1	4
Montana*	20	0-3	0-0	0-0	1	1	2	2	1	4	0	0
Long Beach St.*	29	1-1	0-0	0-1	2	3	5	1	1	4	0	2
Denver	22	1-2	1-1	0-0	3	3	6	2	2	1	1	3
San Francisco												
Kansas												
California												
UCLA												
USC												
Wash. St.												
Washington												
Arizona St.												
Arizona												
USC												
UCLA												
Oregon St.												
Oregon												
Utah												
Colorado												
Washington												
Wash. St.												
Arizona												
Arizona St.												

Category	2017-18 (Career)
Double-doubles	1 (1)
Double-figure pts.	2 (2)
Double-figure reb.	1 (1)
20-point games	0 (0)
30-point games	0 (0)

- One of three freshmen starters, has started eight games
- Has averaged 26.9 minutes per game
- Posted his first career double-double with 12 points and 17 rebounds against Eastern Washington
- Season-best 14 points against Ohio State in the PK80
- Native of Munich, regarded as one of Germany's top prospects
- Played for Germany's Under 19 National Team that competed in the 2017 FIBA U19 World Cup in Cairo, Egypt, leading Germany to fifth place in the tournament
- Started all seven games for Germany in the tournament and averaged 10.3 points, 4.0 rebounds, 1.7 steals and 1.4 blocks in 25.7 minutes per game
- Competed for Germany in the Under 18 European Championship in 2016, leading Germany to a fourth-place finish with an average of 9.5 points and 6.0 rebounds per game
- Also played for Germany's Under 18 National Team in the prestigious Albert Schweitzer Tournament in April of 2016, averaging 7.0 points, 5.4 rebounds and 1.7 blocks.
- Member of the Nachwuchs & Jugend Basketball Bundesliga's (NBBL) MTSV Schwabing
- Speaks six languages fluently

CAREER STATISTICS

Year	G-Gs	Min	Fg-Fga	Pct	3p-3pa	Pct	Ft-Fta	Pct	Reb	Avg	Pf	Ast	To	Blk	St	Tp	Avg
2017-18	11-8	296	24-48	.500	7-11	.636	11-15	.733	62	5.6	33	10	25	11	10	66	6.0



CAREER HIGHS

Points 35, vs. Arizona State (12/30/16)
 Rebounds 6, 2x, last vs. Washington St. (1/12/17)
 Assists 4, 2x, last vs. Oregon State (2/22/17)
 Steals 3, 2x, last at Arizona State (2/11/17)
 Minutes .. 32, 2x, last vs. Arizona State (12/30/16)

SEASON HIGHS

Points
 Rebounds.....
 Assists.....
 Steals
 Minutes.....

2017-18 GAME-BY-GAME

Opponent	Min.	FG	3FG FT	O	D	R	PF	A	T	B	S	Pts
Cal Poly			DNP									
Pacific			DNP									
EWU			DNP									
Northeastern			DNP									
N. Carolina			DNP									
Florida			DNP									
Ohio St.			DNP									
Portland St.			DNP									
Montana			DNP									
Long Beach St.			DNP									
Denver			DNP									
San Francisco												
Kansas												
California												
UCLA												
USC												
Wash. St.												
Washington												
Arizona St.												
Arizona												
USC												
UCLA												
Oregon St.												
Oregon												
Utah												
Colorado												
Washington												
Wash. St.												
Arizona												
Arizona St.												

- Projected starting forward, who has missed the first 11 games with a foot injury
- Played in all 31 games with five starts last season
- Averaged 18.9 minutes, played 20+ min.in 14 contests last year
- Career-high 35 points (tied for 19th-most in a game in school history) in a career-long 32 min. in the Pac-12 opener vs. ASU
- Averaged 6.7 ppg, recording double figures in the scoring column in six games
- Led team with 19 points (8-of-9 FT) off the bench in first meeting with Colorado
- Matched his career-high with six rebounds at home against Washington State
- Poured in 17 points against Cal State Northridge
- Career-best three steals on three occasions, against Arizona State (at ASU and in the Pac-12 Tournament) and Colorado State
- Played at least 20 minutes in nine of his final 14 games last season
- First Team All-State selection in Georgia as a senior, averaging 28.0 ppg
- Father, Marcus, played basketball at Morgan State and in Puerto Rico

Category	2017-18 (Career)
Double-doubles	0 (0)
Double-figure pts.	0 (12)
Double-figure reb.	0 (0)
20-point games	0 (1)
30-point games	0 (1)

CAREER STATISTICS

Year	G-Gs	Min	Fg-Fga	Pct	3p-3pa	Pct	Ft-Fta	Pct	Reb	Avg	Pf	Ast	To	Blk	St	Tp	Avg
2015-16	28-4	467	56-144	.389	17-45	.378	40-57	.702	63	2.3	40	28	32	2	13	169	6.0
2016-17	31-5	587	66-182	.363	23-71	.324	52-64	.813	48	1.5	39	48	38	2	26	207	6.7
2017-18	0-0	000	0-0	.000	0-0	.000	0-0	.000	0	0.0	0	0	0	0	0	0	0.0
Totals	58-9	1033	119-318	.374	38-112	.339	92-121	.760	109	1.9	79	72	70	4	36	368	6.3



CAREER HIGHS

Points 15, vs. CSUN (11/15/16)
 Rebounds..... 7, 3x, last vs. Montana (11/29/17)
 Assists 1, 4x, last vs. Cal Poly (11/10/17)
 Blocks 4, 2x, last vs. Montana (11/29/17)
 Minutes..... 26, at USC (1/5/17)

SEASON HIGHS

Points 9, vs. Florida (11/23/17)
 Rebounds..... 7, vs. Montana (11/29/17)
 Assists..... 1, vs. Cal Poly (11/10/17)
 Blocks 4, vs. Montana (11/29/17)
 Minutes..... 20, vs. Florida (11/23/17)

2017-18 GAME-BY-GAME

Opponent	Min.	FG	3FG FT	O	D	R	PF	A	T	B	S	Pts
Cal Poly	10	1-2	0-1	2-2	0	2	2	1	1	0	4	4
Pacific	9	2-4	0-2	0-0	0	1	1	3	0	1	0	4
EWU	7	1-3	0-0	0-2	0	0	0	0	0	1	0	2
Northeastern*	11	2-2	0-0	0-0	1	2	3	0	0	1	1	4
N. Carolina	13	1-4	0-1	2-2	1	1	2	0	0	0	2	4
Florida	20	3-5	2-2	1-4	1	5	6	4	0	0	0	9
Ohio St.	9	0-0	0-0	2-2	1	2	3	2	0	0	2	2
Portland St.	15	1-1	0-0	0-0	1	3	4	5	0	2	2	2
Montana	13	1-2	0-0	4-6	2	5	7	2	0	2	4	6
Long Beach St.	18	2-4	0-0	0-0	2	4	6	2	1	2	2	4
Denver	8	0-1	0-0	0-0	0	1	1	1	0	1	0	0
San Francisco												
Kansas												
California												
UCLA												
USC												
Wash. St.												
Washington												
Arizona St.												
Arizona												
USC												
UCLA												
Oregon St.												
Oregon												
Utah												
Colorado												
Washington												
Wash. St.												
Arizona												
Arizona St.												

- Has appeared in each of the first 11 games
- Season-high nine points and six rebounds in season-long 20 minutes against No. 7 Florida in the PK80
- Matched career-highs in blocks (4) and rebounds (7) vs. Montana
- Has posted 10 blocks over the last five games
- Ranks 10th in the Pac-12 in blocks per game (1.3)
- Saw action in all 31 games last season
- Averaged 13.4 minutes per contest in 2016-17
- Recorded a team-best 34 blocks on the year, including 21 blocks in Pac-12 play
- Ranked eighth in the Pac-12 in blocks (1.2 bpg) in conference action and 13th overall (1.1 bpg)
- Recorded multiple blocks in 11 games last year
- Posted career-high 15 points to go along with five rebs in 19 minutes against Cal State Northridge
- Registered career-best seven rebounds at USC and against Washington
- Grabbed at least five rebounds in nine games this season

Category	2017-18 (Career)
Double-doubles	0 (0)
Double-figure pts.	0 (1)
Double-figure reb.	0 (0)
20-point games	0 (0)
30-point games	0 (0)

CAREER STATISTICS

Year	G-Gs	Min	Fg-Fga	Pct	3p-3pa	Pct	Ft-Fta	Pct	Reb	Avg	Pf	Ast	To	Blk	St	Tp	Avg
2015-16	26-0	205	22-46	.478	1-6	.167	5-13	.385	40	1.5	43	3	6	23	5	50	1.9
2016-17	31-0	416	41-105	.390	6-22	.273	13-29	.448	89	2.9	80	4	22	34	8	101	3.3
2017-18	11-0	133	14-28	.500	2-6	.333	11-18	.611	35	3.2	21	2	11	14	4	41	3.7
Totals	68-0	754	77-179	.430	9-34	.265	29-60	.483	164	2.4	144	9	39	71	17	192	2.8



CAREER HIGHS

Points 29, at Kansas (12/3/16)
 Rebounds..... 17, vs. Harvard (11/11/16)
 Assists.....4, 2x, last vs. Cal Poly (11/10/17)
 Steals 3, 2x, last vs. North Carolina (11/20/17)
 Minutes.....40, vs. Northeastern (11/17/17)

SEASON HIGHS

Points28, vs. Portland St. (11/26/17)
 Rebounds.....14, vs. Portland St. (11/26/17)
 Assists.....4, vs. Cal Poly (11/10/17)
 Steals 3, 2x, last vs. North Carolina (11/20/17)
 Minutes.....40, vs. Northeastern (11/17/17)

2017-18 GAME-BY-GAME

Opponent	Min.	FG	3FG FT	O	D	R	PF	A	T	O	B	S	Pts
Cal Poly*	35	9-16	1-2	7-10	6	6	12	0	4	3	0	1	26
Pacific*	34	7-12	0-2	9-10	1	5	6	3	3	1	0	1	23
EWU*	32	6-14	0-2	8-10	1	4	5	3	1	0	0	0	20
Northeastern*	40	7-14	0-0	2-4	0	4	4	2	2	1	0	3	16
N. Carolina*	34	8-13	1-3	4-9	1	5	6	3	2	3	0	3	21
Florida*	30	6-12	1-3	10-11	5	5	3	1	5	0	1	23	
Ohio St.*	31	4-13	0-2	6-9	2	4	6	5	2	3	0	1	14
Portland St.*	34	10-18	0-0	8-11	6	8	14	3	1	4	0	0	28
Montana*	39	8-16	0-1	4-8	1	8	9	3	0	3	0	1	20
Long Beach St.*	39	10-19	0-2	6-7	6	5	11	3	2	3	0	1	26
Denver*	29	8-11	1-4	3-6	1	1	2	3	2	2	0	1	20
San Francisco													
Kansas													
California													
UCLA													
USC													
Wash. St.													
Washington													
Arizona St.													
Arizona													
USC													
UCLA													
Oregon St.													
Oregon													
Utah													
Colorado													
Washington													
Wash. St.													
Arizona													
Arizona St.													

- Third-year starter and third-year captain
- Member of the Naismith Trophy, Oscar Robertson Trophy, Karl Malone Award and Lute Olson Award and preseason watch list
- Second in the Pac-12 in scoring and 11th in conf. in rebounding
- Three double-doubles this season and 13 in his career
- Has averaged 23.5 pts. and 9.0 rebs. in his last four games
- Collected 28 points and a season-high 14 rebounds against Portland State
- Has attempted 21 threes in first 11 games this year after attempting one in first 63 games
- Has recorded 20 assists already this season after totaling 14 assists in 27 games last season
- 2017 First Team All-Pac-12 selection by the coaches
- 2017 National Association of Basketball Coaches Second Team All-District selection
- Only player in the Pac-12 and one of only five individuals in the top six conferences to finish last season ranked in the top five of his conference in both scoring and rebounding
- Led the team in nine categories last season
- Career-high 29 points and nine rebounds at No. 4 Kansas

Category	2017-18 (Career)
Double-doubles	3 (13)
Double-figure pts.	11 (46)
Double-figure reb.	3 (18)
20-point games	9 (18)
30-point games	0 (0)

CAREER STATISTICS

Year	G-Gs	Min	Fg-Fga	Pct	3p-3pa	Pct	Ft-Fta	Pct	Reb	Avg	Pf	Ast	To	Blk	St	Tp	Avg
2014-15	28-12	646	67-137	.489	0-0	.000	39-85	.459	156	5.6	60	12	27	7	24	173	6.2
2015-16	8-8	262	39-70	.557	0-0	.000	24-50	.480	57	7.1	19	6	17	5	6	102	12.8
2016-17	27-27	813	176-304	.579	0-1	.000	118-181	.652	239	8.9	64	14	56	5	14	470	17.4
2017-18	11-11	377	83-158	.525	4-21	.190	67-95	.705	80	7.3	31	20	28	0	13	237	21.5
Totals	74-58	2098	365-669	.546	4-22	.182	248-411	.603	532	7.2	174	52	128	17	57	982	13.3



CAREER HIGHS

Points2, Cal State East Bay (12/16/16)
 Rebounds.....4, vs. Montana (11/29/17)
 Assists.....2, vs. Montana (11/29/17)
 Steals1, 2x, last vs. Montana (11/29/17)
 Minutes.....19, vs. Montana (11/29/17)

SEASON HIGHS

Points-
 Rebounds.....4, vs. Montana (11/29/17)
 Assists.....2, vs. Montana (11/29/17)
 Steals1, vs. Montana (11/29/17)
 Minutes.....19, vs. Montana (11/29/17)

2017-18 GAME-BY-GAME

Opponent	Min.	FG	3FG FT	O	D	R	PF	A	T	O	B	S	Pts
Cal Poly	1	0-0	0-0	0-0	0	1	1	0	0	0	0	0	0
Pacific			DNP										
EWU			DNP										
Northeastern	2	0-0	0-0	0-0	0	0	0	0	0	0	0	0	0
N. Carolina	2	0-0	0-0	0-0	0	0	0	0	0	0	0	0	0
Florida	13	0-0	0-0	0-1	0	1	1	2	1	0	0	0	0
Ohio St.	3	0-0	0-0	0-0	0	0	0	0	0	0	0	0	0
Portland St.	18	0-1	0-1	0-0	0	2	2	1	1	0	0	0	0
Montana	19	0-0	0-0	0-0	0	4	4	3	2	2	0	1	0
Long Beach St.	14	0-1	0-1	0-0	0	2	2	2	1	1	0	0	0
Denver	3	0-0	0-0	0-0	0	0	0	0	1	1	0	0	0
San Francisco													
Kansas													
California													
UCLA													
USC													
Wash. St.													
Washington													
Arizona St.													
Arizona													
USC													
UCLA													
Oregon St.													
Oregon													
Utah													
Colorado													
Washington													
Wash. St.													
Arizona													
Arizona St.													

- Has played in nine games overall, including each of the last eight
- Has played 54 total minutes over the last four games, after totaling 21 minutes in Stanford's first seven games
- Played a career-long 19 minutes with a career-best four rebounds and two assists against Montana
- Collected two rebounds in 18 minutes against Portland State
- Saw action in five games last season, scoring lone career points on free throws against CSUEB
- One of three individuals in Battlefield HS history to score 1,000 pts.
- Interested in computer science, interned at In-Q-Tel in Silicon Valley last summer where he learned advanced coding and helped develop defenses to cyber threats
- Parents are Garrett and Amanda, both also studied at Stanford
- Has four brothers, Chase (15), Max (11), Reese (8) and Colt (4)
- Mother, Amanda, was a standout track and field competitor and swimmer at Stanford

Category	2017-18 (Career)
Double-doubles	0 (0)
Double-figure pts.	0 (0)
Double-figure reb.	0 (0)
20-point games	0 (0)
30-point games	0 (0)

CAREER STATISTICS

Year	G-Gs	Min	Fg-Fga	Pct	3p-3pa	Pct	Ft-Fta	Pct	Reb	Avg	Pf	Ast	To	Blk	St	Tp	Avg
2016-17	5-0	10	0-2	.000	0-1	.000	2-2	1.000	2	0.4	0	0	1	0	1	2	0.4
2017-18	9-0	75	0-2	.000	0-2	.000	0-1	.000	10	1.1	8	6	4	0	1	0	0.0
Totals	14-0	85	0-4	.000	0-3	.000	2-3	.667	12	0.9	8	6	5	0	2	2	0.1



CAREER HIGHS

Points5, at Oregon (1/21/17)
 Rebounds..... 2, 5x, last vs. N. Carolina (11/20/17)
 Assists..... 1, 6x, last at Oregon (1/21/17)
 Blocks2, at Colorado (3/2/17)
 Minutes..... 12, vs. CSUEB (12/16/16)

SEASON HIGHS

Points 2, 2x, last vs. Florida (11/23/17)
 Rebounds.....2, vs. North Carolina (11/20/17)
 Assists.....
 Blocks
 Minutes.. 4, 2x, last vs. North Carolina (11/20/17)

2017-18 GAME-BY-GAME

Opponent	Min.	FG	3FG	FT	O	D	R	PF	A	T	B	S	Pts
Cal Poly	4	1-1	0-0	0-0	0	0	0	1	0	0	0	0	2
Pacific	1	0-0	0-0	0-0	0	0	0	0	0	0	0	0	0
EWU													DNP
Northeastern													DNP
N. Carolina	4	0-1	0-0	0-0	1	1	2	0	0	0	0	1	0
Florida	2	1-1	0-0	0-0	0	0	0	0	0	0	0	1	2
Ohio St.													DNP
Portland St.	1	0-0	0-0	0-0	0	0	0	0	0	0	0	0	0
Montana													DNP
Long Beach St.													DNP
Denver													DNP
San Francisco													
Kansas													
California													
UCLA													
USC													
Wash. St.													
Washington													
Arizona St.													
Arizona													
USC													
UCLA													
Oregon St.													
Oregon													
Utah													
Colorado													
Washington													
Wash. St.													
Arizona													
Arizona St.													

- Has played in five games, with a season-long four minutes
- Saw action in 16 games, including 10 Pac-12 contests last season
- Averaged 5.7 minutes per contest last season
- Season-long 12 minutes of action against Cal State East Bay
- Scored season-best five points and collected two rebs. in 11 minutes of action at Oregon
- Posted a season-best two blocks in 11 minutes of action at Colorado
- Made collegiate debut against Harvard in the season opener
- Scored first career points on a pair of free throws against Cal State Northridge
- 2016 graduate of Maranatha High School in Pasadena, California
- Consensus four-star prospect in 2016 class by the major recruiting services
- Ranked as 13th-best power forward in the nation by Scout.com and 68th-best prospect overall
- Member of the Rivals100 for the Class of 2016; group ranks him as the 88th-best prospect

Category	2017-18 (Career)
Double-doubles	0 (0)
Double-figure pts.	0 (0)
Double-figure reb.	0 (0)
20-point games	0 (0)
30-point games	0 (0)

CAREER STATISTICS

Year	G-Gs	Min	Fg-Fga	Pct	3p-3pa	Pct	Ft-Fta	Pct	Reb	Avg	Pf	Ast	To	Blk	St	Tp	Avg
2016-17	16-0	91	3-17	.176	0-0	.000	4-14	.286	11	0.7	8	6	5	3	3	10	0.6
2017-18	5-0	10	2-3	.667	0-0	.000	0-0	.000	2	0.4	1	0	0	0	2	4	0.8
Totals	21-0	101	5-20	.250	0-0	.000	4-14	.286	13	0.6	9	6	5	3	5	14	0.7

2017-18 Stanford Basketball STANFORD Combined Team Statistics (as of Dec 15, 2017) All games

RECORD:	OVERALL	HOME	AWAY	NEUTRAL
ALL GAMES	5-6	5-2	0-1	0-3
CONFERENCE	0-0	0-0	0-0	0-0
NON-CONFERENCE	5-6	5-2	0-1	0-3

#	Player	gp-gs	min	avg	Total		3-Point		F-Throw		Rebounds				pf	dq	a	to	blk	stl	pts	avg
					fg-fga	fg%	3fg-fga	3fg%	ft-fa	ft%	off	def	tot	avg								
22	Travis, Reid	11-11	377	34.3	83-158	.525	4-21	.190	67-95	.705	25	55	80	7.3	31	1	20	28	0	13	237	21.5
04	White, Isaac	11-9	311	28.3	40-99	.404	28-73	.384	19-25	.760	0	18	18	1.6	15	0	11	18	0	3	127	11.5
10	Humphrey, Michael	11-11	299	27.2	39-87	.448	11-19	.579	33-41	.805	18	77	95	8.6	36	1	5	18	8	7	122	11.1
01	Davis, Daejon	9-9	275	30.6	31-61	.508	5-13	.385	28-44	.636	7	33	40	4.4	24	1	41	46	2	9	95	10.6
11	Pickens, Dorian	2-2	59	29.5	6-19	.316	2-13	.154	7-8	.875	1	8	9	4.5	3	0	5	4	0	2	21	10.5
02	Cartwright, Robert	11-4	298	27.1	35-87	.402	13-39	.333	18-23	.783	1	23	24	2.2	20	0	41	16	1	12	101	9.2
13	Da Silva, Oscar	11-8	296	26.9	24-48	.500	7-11	.636	11-15	.733	24	38	62	5.6	33	3	10	25	11	10	66	6.0
20	Sharma, Josh	11-0	133	12.1	14-28	.500	2-6	.333	11-18	.611	9	26	35	3.2	21	1	2	11	14	4	41	3.7
05	Pugh, Kodye	6-1	63	10.5	1-11	.091	0-6	.000	4-7	.571	1	2	3	0.5	8	0	5	5	0	1	6	1.0
33	Stanback, Trevor	5-0	10	2.0	2-3	.667	0-0	.000	0-0	.000	1	1	2	0.4	1	0	0	0	0	2	4	0.8
15	Herenton, Rodney	3-0	4	1.3	0-0	.000	0-0	.000	2-2	1.000	0	0	0	0.0	0	0	0	0	0	0	2	0.7
25	Pagon, Blake	9-0	75	8.3	0-2	.000	0-2	.000	0-1	.000	0	10	10	1.1	8	0	6	4	0	1	0	0.0
Team											23	16	39				3					
Total.....		11	2200		275-603	.456	72-203	.355	200-279	.717	110	307	417	37.9	200	7	146	178	36	64	822	74.7
Opponents.....		11	2200		295-687	.429	100-256	.391	140-200	.700	113	255	368	33.5	242	10	136	139	42	80	830	75.5

TEAM STATISTICS	STAN	OPP	Date	Opponent	Score	Att.
SCORING	822	830	11/10/17	CAL POLY	w 78-62	6276
Points per game	74.7	75.5	11/12/17	PACIFIC	w 89-80	3103
Scoring margin	-0.7	-	11/14/17	EASTERN WASHINGTON	L 61-67	2799
FIELD GOALS-ATT	275-603	295-687	11/17/17	NORTHEASTERN	w 73-59	2998
Field goal pct	.456	.429	11/20/17	#9 NORTH CAROLINA	L 72-96	7233
3 POINT FG-ATT	72-203	100-256	11/23/17	vs #7 Florida	L 87-108	7878
3-point FG pct	.355	.391	11/24/17	vs Ohio State	L 71-79	14274
3-pt FG made per game	6.5	9.1	11/26/17	vs Portland State	L 78-87	2771
FREE THROWS-ATT	200-279	140-200	11/29/17	MONTANA	w 70-54	3145
Free throw pct	.717	.700	12/3/17	at Long Beach State	L 68-76	2564
F-Throws made per game	18.2	12.7	12/15/17	DENVER	w 75-62	3303
REBOUNDS	417	368				
Rebounds per game	37.9	33.5				
Rebounding margin	+4.5	-				
ASSISTS	146	136				
Assists per game	13.3	12.4				
TURNOVERS	178	139				
Turnovers per game	16.2	12.6				
Turnover margin	-3.5	-				
Assist/turnover ratio	0.8	1.0				
STEALS	64	80				
Steals per game	5.8	7.3				
BLOCKS	36	42				
Blocks per game	3.3	3.8				
ATTENDANCE	28857	27487				
Home games-Avg/Game	7-4122	1-2564				
Neutral site-Avg/Game	-	3-8308				

* - Conference game

Score by Periods	1st	2nd	Totals
STANFORD	398	424	822
Opponents	367	463	830



STANFORD Team Game-by-Game (as of Dec 15, 2017)

All games

TEAM STATISTICS

Opponent	Date	Score		Total		3-Pointers		Free throws		Rebounds				pf	a	t/o	blk	stl	pts	avg
				fg-fga	pct	3fg-fga	pct	ft-fa	pct	off	def	tot	avg							
CAL POLY	11/10/17	78-62	W	26-53	.491	9-19	.474	17-23	.739	11	30	41	41.0	10	13	16	4	6	78	78.0
PACIFIC	11/12/17	89-80	W	24-55	.436	6-24	.250	35-39	.897	8	32	40	40.5	23	19	14	4	6	89	83.5
EASTERN WASHINGTON	11/14/17	61-67	L	21-62	.339	2-16	.125	17-27	.630	12	33	45	42.0	19	8	8	2	3	61	76.0
NORTHEASTERN	11/17/17	73-59	W	28-56	.500	6-11	.545	11-15	.733	9	27	36	40.5	13	14	12	2	7	73	75.2
#9 NORTH CAROLINA	11/20/17	72-96	L	24-56	.429	7-19	.368	17-28	.607	7	25	32	38.8	18	14	19	4	8	72	74.6
vs #7 Florida	11/23/17	87-108	L	27-50	.540	7-17	.412	26-32	.813	5	23	28	37.0	22	15	18	2	6	87	76.7
vs Ohio State	11/24/17	71-79	L	22-61	.361	6-21	.286	21-30	.700	13	25	38	37.1	25	11	13	4	6	71	75.9
vs Portland State	11/26/17	78-87	L	28-54	.519	7-14	.500	15-22	.682	13	30	43	37.9	25	12	28	5	3	78	76.1
MONTANA	11/29/17	70-54	W	21-48	.438	3-11	.273	25-33	.758	11	36	47	38.9	14	12	18	5	5	70	75.4
at Long Beach State	12/3/17	68-76	L	28-57	.491	6-19	.316	6-10	.600	13	24	37	38.7	15	12	17	1	5	68	74.7
DENVER	12/15/17	75-62	W	26-51	.510	13-32	.406	10-20	.500	8	22	30	37.9	16	16	15	3	9	75	74.7
STANFORD		822		275-603	.456	72-203	.355	200-279	.717	110	307	417	37.9	200	146	178	36	64	822	74.7
Opponents		830		295-687	.429	100-256	.391	140-200	.700	113	255	368	33.5	242	136	139	42	80	830	75.5

Games played: 11
Points/game: 74.7
FG Pct: 45.6
3FG Pct: 35.5
FT Pct: 71.7

Rebounds/game: 37.9
Assists/game: 13.3
Turnovers/game: 16.2
Assist/turnover ratio: 0.8
Steals/game: 5.8
Blocks/game: 3.3

STANFORD Opponent Game-by-Game (as of Dec 15, 2017)

All games

OPPONENT STATISTICS

Opponent	Date	Score		Total		3-Pointers		Free throws		Rebounds				pf	a	t/o	blk	stl	pts	avg
				fg-fga	pct	3fg-fga	pct	ft-fa	pct	off	def	tot	avg							
CAL POLY	11/10/17	78-62	W	23-60	.383	10-25	.400	6-9	.667	5	19	24	24.0	24	11	11	4	8	62	62.0
PACIFIC	11/12/17	89-80	W	31-68	.456	4-14	.286	14-21	.667	10	25	35	29.5	27	11	12	3	9	80	71.0
EASTERN WASHINGTON	11/14/17	61-67	L	22-57	.386	11-25	.440	12-20	.600	7	34	41	33.3	24	8	11	4	3	67	69.7
NORTHEASTERN	11/17/17	73-59	W	23-61	.377	9-32	.281	4-9	.444	14	22	36	34.0	15	11	15	4	3	59	67.0
#9 NORTH CAROLINA	11/20/17	72-96	L	37-73	.507	11-26	.423	11-15	.733	10	32	42	35.6	22	15	14	1	4	96	72.8
vs #7 Florida	11/23/17	87-108	L	38-65	.585	15-22	.682	17-21	.810	6	21	27	34.2	25	23	11	4	13	108	78.7
vs Ohio State	11/24/17	71-79	L	25-61	.410	9-21	.429	20-25	.800	13	30	43	35.4	25	13	14	3	3	79	78.7
vs Portland State	11/26/17	78-87	L	26-70	.371	8-24	.333	27-33	.818	17	16	33	35.1	22	6	10	7	18	87	79.8
MONTANA	11/29/17	70-54	W	19-65	.292	4-25	.160	12-17	.706	14	20	34	35.0	27	7	11	5	6	54	76.9
at Long Beach State	12/3/17	68-76	L	28-55	.509	10-22	.455	10-16	.625	7	17	24	33.9	12	16	10	6	8	76	76.8
DENVER	12/15/17	75-62	W	23-52	.442	9-20	.450	7-14	.500	10	19	29	33.5	19	15	20	1	5	62	75.5
Opponents		830		295-687	.429	100-256	.391	140-200	.700	113	255	368	33.5	242	136	139	42	80	830	75.5
STANFORD		822		275-603	.456	72-203	.355	200-279	.717	110	307	417	37.9	200	146	178	36	64	822	74.7

Games played: 11
Points/game: 75.5
FG Pct: 42.9
3FG Pct: 39.1
FT Pct: 70.0

Rebounds/game: 33.5
Assists/game: 12.4
Turnovers/game: 12.6
Assist/turnover ratio: 1.0
Steals/game: 7.3
Blocks/game: 3.8



2017-18 Stanford Basketball
STANFORD Team High/Low Analysis (as of Dec 16, 2017)
All games

STANFORD - TEAM GAME HIGHS

POINTS	89	PACIFIC (11/12/17)
	87	vs #7 Florida (11/23/17)
	78	vs Portland State (11/26/17)
	78	CAL POLY (11/10/17)
	75	DENVER (12/15/17)
FIELD GOALS MADE	28	at Long Beach State (12/3/17)
	28	vs Portland State (11/26/17)
	28	NORTHEASTERN (11/17/17)
FIELD GOAL ATTEMPTS	62	EASTERN WASHINGTON (11/14/17)
	61	vs Ohio State (11/24/17)
FIELD GOAL PERCENTAGE	.540 (27-50)	vs #7 Florida (11/23/17)
	.519 (28-54)	vs Portland State (11/26/17)
3 PT FIELD GOALS MADE	13	DENVER (12/15/17)
	9	CAL POLY (11/10/17)
3 PT FG ATTEMPTS	32	DENVER (12/15/17)
	24	PACIFIC (11/12/17)
3 PT FG PERCENTAGE	.545 (6-11)	NORTHEASTERN (11/17/17)
	.500 (7-14)	vs Portland State (11/26/17)
FREE THROWS MADE	35	PACIFIC (11/12/17)
	26	vs #7 Florida (11/23/17)
FREE THROW ATTEMPTS	39	PACIFIC (11/12/17)
	33	MONTANA (11/29/17)
FREE THROW PERCENTAGE	.897 (35-39)	PACIFIC (11/12/17)
	.813 (26-32)	vs #7 Florida (11/23/17)
REBOUNDS	47	MONTANA (11/29/17)
	45	EASTERN WASHINGTON (11/14/17)
ASSISTS	19	PACIFIC (11/12/17)
	16	DENVER (12/15/17)
STEALS	9	DENVER (12/15/17)
	8	#9 NORTH CAROLINA (11/20/17)
BLOCKED SHOTS	5	MONTANA (11/29/17)
	5	vs Portland State (11/26/17)
TURNOVERS	28	vs Portland State (11/26/17)
	19	#9 NORTH CAROLINA (11/20/17)
FOULS	25	vs Portland State (11/26/17)
	25	vs Ohio State (11/24/17)



2017-18 Stanford Basketball
STANFORD High/Low Analysis (as of Dec 16, 2017)
All games

Opponent - GAME HIGHS

POINTS	108	vs #7 Florida (11/23/17)
	96	#9 NORTH CAROLINA (11/20/17)
	87	vs Portland State (11/26/17)
	80	PACIFIC (11/12/17)
	79	vs Ohio State (11/24/17)
FIELD GOALS MADE	38	vs #7 Florida (11/23/17)
	37	#9 NORTH CAROLINA (11/20/17)
FIELD GOAL ATTEMPTS	73	#9 NORTH CAROLINA (11/20/17)
	70	vs Portland State (11/26/17)
FIELD GOAL PERCENTAGE	.585 (38-65)	vs #7 Florida (11/23/17)
	.509 (28-55)	at Long Beach State (12/3/17)
3 PT FIELD GOALS MADE	15	vs #7 Florida (11/23/17)
	11	#9 NORTH CAROLINA (11/20/17)
	11	EASTERN WASHINGTON (11/14/17)
3 PT FG ATTEMPTS	32	NORTHEASTERN (11/17/17)
	26	#9 NORTH CAROLINA (11/20/17)
3 PT FG PERCENTAGE	.682 (15-22)	vs #7 Florida (11/23/17)
	.455 (10-22)	at Long Beach State (12/3/17)
FREE THROWS MADE	27	vs Portland State (11/26/17)
	20	vs Ohio State (11/24/17)
FREE THROW ATTEMPTS	33	vs Portland State (11/26/17)
	25	vs Ohio State (11/24/17)
FREE THROW PERCENTAGE	.818 (27-33)	vs Portland State (11/26/17)
	.810 (17-21)	vs #7 Florida (11/23/17)
REBOUNDS	43	vs Ohio State (11/24/17)
	42	#9 NORTH CAROLINA (11/20/17)
ASSISTS	23	vs #7 Florida (11/23/17)
	16	at Long Beach State (12/3/17)
STEALS	18	vs Portland State (11/26/17)
	13	vs #7 Florida (11/23/17)
BLOCKED SHOTS	7	vs Portland State (11/26/17)
	6	at Long Beach State (12/3/17)
TURNOVERS	20	DENVER (12/15/17)
	15	NORTHEASTERN (11/17/17)
FOULS	27	MONTANA (11/29/17)
	27	PACIFIC (11/12/17)



2017-18 Stanford Basketball
STANFORD Player High/Low Analysis (as of Dec 16, 2017)
All games

STANFORD - INDIVIDUAL GAME HIGHS

Points	28		Travis, Reid vs Portland State (11/26/17)
	26		Travis, Reid at Long Beach State (12/3/17)
	26		Humphrey, Michael vs PACIFIC (11/12/17)
	26		Travis, Reid vs CAL POLY (11/10/17)
	23		Travis, Reid vs #7 Florida (11/23/17)
	23		Travis, Reid vs PACIFIC (11/12/17)
Field Goals Made	10		Travis, Reid at Long Beach State (12/3/17)
	10		Travis, Reid vs Portland State (11/26/17)
Field Goal Att.	19		Travis, Reid at Long Beach State (12/3/17)
	18		Travis, Reid vs Portland State (11/26/17)
FG Pct (min 5 made)	.727	(8-11)	Travis, Reid vs DENVER (12/15/17)
	.714	(5-7)	Da Silva, Oscar vs Ohio State (11/24/17)
	.714	(5-7)	White, Isaac vs NORTHEASTERN (11/17/17)
3-Point FG Made	5		White, Isaac at Long Beach State (12/3/17)
	5		White, Isaac vs CAL POLY (11/10/17)
3-Point FG Att.	12		White, Isaac vs DENVER (12/15/17)
	10		White, Isaac at Long Beach State (12/3/17)
3-Pt FG Pct (min 2 made)	1.000	(5-5)	White, Isaac vs CAL POLY (11/10/17)
	1.000	(3-3)	Humphrey, Michael vs DENVER (12/15/17)
	1.000	(3-3)	White, Isaac vs NORTHEASTERN (11/17/17)
	1.000	(2-2)	Da Silva, Oscar vs Ohio State (11/24/17)
	1.000	(2-2)	Sharma, Josh vs #7 Florida (11/23/17)
	1.000	(2-2)	Humphrey, Michael vs #9 NORTH CAROLINA (11/20/17)
	1.000	(2-2)	Humphrey, Michael vs NORTHEASTERN (11/17/17)
Free Throws Made	12		Humphrey, Michael vs PACIFIC (11/12/17)
	10		Travis, Reid vs #7 Florida (11/23/17)
Free Throw Att.	14		Humphrey, Michael vs PACIFIC (11/12/17)
	11		Travis, Reid vs Portland State (11/26/17)
	11		Travis, Reid vs #7 Florida (11/23/17)
FT Pct (min 3 made)	1.000	(6-6)	Davis, Daejon vs MONTANA (11/29/17)
	1.000	(4-4)	Cartwright, Robert vs MONTANA (11/29/17)
	1.000	(4-4)	White, Isaac vs Ohio State (11/24/17)
	1.000	(4-4)	Humphrey, Michael vs #7 Florida (11/23/17)
	1.000	(4-4)	White, Isaac vs NORTHEASTERN (11/17/17)
	1.000	(4-4)	Cartwright, Robert vs PACIFIC (11/12/17)
	1.000	(3-3)	Cartwright, Robert vs #7 Florida (11/23/17)
	1.000	(3-3)	Humphrey, Michael vs NORTHEASTERN (11/17/17)
	1.000	(3-3)	Pickens, Dorian vs PACIFIC (11/12/17)
Rebounds	18		Humphrey, Michael vs PACIFIC (11/12/17)
	17		Da Silva, Oscar vs EASTERN WASHINGTON (11/14/17)
Assists	7		Davis, Daejon vs #7 Florida (11/23/17)
	6		Cartwright, Robert at Long Beach State (12/3/17)
	6		Davis, Daejon vs NORTHEASTERN (11/17/17)
Steals	5		Davis, Daejon vs DENVER (12/15/17)
	3		Humphrey, Michael vs Ohio State (11/24/17)
	3		Cartwright, Robert vs #7 Florida (11/23/17)
	3		Travis, Reid vs #9 NORTH CAROLINA (11/20/17)
	3		Travis, Reid vs NORTHEASTERN (11/17/17)
Blocked Shots	4		Sharma, Josh vs MONTANA (11/29/17)
	2		Sharma, Josh vs Portland State (11/26/17)



#9 NORTH CAROLINA 96, STANFORD 72
NOVEMBER 20, 2017 • MAPLES PAVILION • STANFORD, CALIF.

#7 FLORIDA 108, STANFORD 87
NOVEMBER 23, 2017 • VETERANS MEMORIAL COLISEUM • PORTLAND, ORE.

Official Basketball Box Score -- Game Totals -- Final Statistics
#9 NORTH CAROLINA vs STANFORD
11/20/17 8:30 p.m. at Stanford, Calif. (Maples Pavilion)

#9 NORTH CAROLINA 96 • 3-0. Table with columns: # Player, FG, 3-Ptr, FT, Rebounds, PF, TP, A, TO, Blk, Stl, Min. Includes team totals and game statistics.

STANFORD 72 • 3-2

Table with columns: # Player, FG, 3-Ptr, FT, Rebounds, PF, TP, A, TO, Blk, Stl, Min. Includes team totals and game statistics.

Officials: David Hall, Randy McCall, Keith Kimble. Technical fouls: #9 NORTH CAROLINA-None, STANFORD-Travis, Reid. Attendance: 7233

Score by periods table with columns: 1st, 2nd, Total. Rows for #9 NORTH CAROLINA and STANFORD.

Last FG - NC 2nd-00:11, STAN 2nd-03:00. Largest lead - NC by 24 2nd-00:11, STAN by 5 1st-15:49. NC tied for 34:57, STAN led for 02:18. Game was tied for 02:25.

Official Basketball Box Score -- Game Totals -- Final Statistics
#7 Florida vs STANFORD
11/23/17 at Veterans Memorial Coliseum, Portland, OR

#7 Florida 108 • 4-0. Table with columns: # Player, FG, 3-Ptr, FT, Rebounds, PF, TP, A, TO, Blk, Stl, Min. Includes team totals and game statistics.

STANFORD 87 • 3-3

Table with columns: # Player, FG, 3-Ptr, FT, Rebounds, PF, TP, A, TO, Blk, Stl, Min. Includes team totals and game statistics.

Officials: Tony Padilla, Joe Lindsay, Tony Chiazza. Technical fouls: #7 Florida-None, STANFORD-None. Attendance: 7878

Score by periods table with columns: 1st, 2nd, Total. Rows for #7 Florida and STANFORD.

Last FG - UF 2nd-01:16, STAN 2nd-01:48. Largest lead - UF by 38 2nd-08:28, STAN None. UF led for 38:41, STAN led for 00:00. Game was tied for 00:19.

OHIO STATE 79, STANFORD 71
NOVEMBER 24, 2017 • MODA CENTER • PORTLAND, ORE.

PORTLAND STATE 87, STANFORD 78
NOVEMBER 26, 2017 • VETERANS MEMORIAL COLISEUM • PORTLAND, ORE.

Official Basketball Box Score -- Game Totals -- Final Statistics
STANFORD vs Ohio State
11/24/17 6:10 p.m. at Moda Center, Portland, Ore.

STANFORD 71 • 3-4. Table with columns: # Player, FG, 3-Ptr, FT, Rebounds, PF, TP, A, TO, Blk, Stl, Min. Includes team totals and game statistics.

Ohio State 79 • 5-1

Table with columns: # Player, FG, 3-Ptr, FT, Rebounds, PF, TP, A, TO, Blk, Stl, Min. Includes team totals and game statistics.

Officials: Brian Dorsey, Ted Valentine, Deldre Carr. Technical fouls: STANFORD-None, Ohio State-None. Attendance: 14274

Score by periods table with columns: 1st, 2nd, Total. Rows for STANFORD and Ohio State.

Last FG - STAN 2nd-00:06, OSU 2nd-04:13. Largest lead - STAN by 10 1st-02:51, OSU by 10 2nd-14:00. STAN led for 12:57, OSU led for 23:32. Game was tied for 03:27.

Official Basketball Box Score -- Game Totals -- Final Statistics
Portland State vs STANFORD
11/26/17 6:30 PM at Portland, Ore. (Memorial Coliseum)

Portland State 87 • 5-2. Table with columns: # Player, FG, 3-Ptr, FT, Rebounds, PF, TP, A, TO, Blk, Stl, Min. Includes team totals and game statistics.

STANFORD 78 • 3-5

Table with columns: # Player, FG, 3-Ptr, FT, Rebounds, PF, TP, A, TO, Blk, Stl, Min. Includes team totals and game statistics.

Officials: Anthony Jordan, Joe Lindsay, Byron Jarrett. Technical fouls: Portland State-None, STANFORD-None. Attendance: 2771

Score by periods table with columns: 1st, 2nd, Total. Rows for Portland State and STANFORD.

Last FG - PSU 2nd-01:48, STAN 2nd-00:17. Largest lead - PSU by 17 2nd-01:48, STAN by 14 1st-02:47. PSU led for 12:13, STAN led for 23:59. Game was tied for 03:26.

