

NCAA Gymnastics Score Sheet

Teams: Home University of Utah Visitor University of Washington

Date Mar 18 2017 Place Stanford University Attendance 0

	Name		1					AVE	Name		1					AVE		
			1	2	3	4	nd				1	2	3	4	nd			
V A U L T	1	Baely Rowe	212	9.90	9.90	9.90	9.90		9.900	1	Madison Copiak	218	9.75	9.75	9.75	9.75		9.750
	2	Kan Lee	205	9.85	9.85	9.85	9.80		9.850	2	Haley Roy	228	9.80	9.85	9.80	9.85		9.825
	3	Macey Roberts	211	9.80	9.90	9.80	9.85		9.825	3	Joslyn Goings	220	9.90	9.90	9.90	9.95		9.900
	4	Tiffani Lewis	206	9.95	9.95	9.95	9.90		9.950	4	Monica Riley	225	9.70	9.60	9.65	9.65		9.650
	5	MyKayla Skinner	214	9.95	9.95	9.90	9.95		9.950	5	Alexandra Yacalis	231	9.90	9.90	9.85	9.90		9.900
	6	Shannon McNatt	207	9.30	9.30	9.35	9.35		9.325	6	Hailey Burleson	217	9.95	9.85	9.90	9.95		9.925

Vault Score: **49.475** Running Score: **49.475** Vault Score: **49.300** Running Score: **49.300**

	Name		1					AVE	Name		1					AVE		
			1	2	3	4	nd				1	2	3	4	nd			
B A R S	1	MyKayla Skinner	214	9.80	9.90	9.85	9.90		9.875	1	Michaela Nelson	224	9.70	9.75	9.80	9.75		9.750
	2	Missy Reinstadtler	210	9.90	9.90	9.90	9.90		9.900	2	Maya Washington	230	9.80	9.85	9.85	9.80		9.825
	3	MaKenna Merrell	208	9.85	9.85	9.85	9.85		9.850	3	Joslyn Goings	220	9.75	9.75	9.75	9.75		9.750
	4	Tiffani Lewis	206	9.90	9.85	9.90	9.85		9.875	4	Hailey Burleson	217	9.80	9.80	9.80	9.85		9.800
	5	Kari Lee	205	9.90	9.95	9.90	9.90		9.900	5	Madison Copiak	218	9.80	9.75	9.85	9.85		9.825
	6	Baely Rowe	212	9.85	9.90	9.90	9.85		9.875	6	Kaitlyn Duraczyk	219	9.85	9.90	9.90	9.95		9.900

Bars Score: **49.425** Running Score: **98.900** Bars Score: **49.100** Running Score: **98.400**

	Name		1					AVE	Name		1					AVE		
			1	2	3	4	nd				1	2	3	4	nd			
B E A M	1	Maddy Stover	215	9.80	9.45	9.55	9.70		9.625	1	Malory Rose	227	9.85	9.85	9.85	9.90		9.850
	2	MaKenna Merrell	208	9.85	9.85	9.90	9.85		9.850	2	Zoey Schaefer	229	9.90	9.80	9.90	9.80		9.850
	3	Missy Reinstadtler	210	9.75	9.90	9.85	9.85		9.850	3	Michaela Nelson	224	9.75	9.90	9.85	9.85		9.850
	4	MyKayla Skinner	214	9.90	9.90	9.95	9.90		9.900	4	Janae Janik	222	9.90	9.90	9.85	9.90		9.900
	5	Kari Lee	205	9.90	9.90	9.95	9.90		9.900	5	Joslyn Goings	220	9.90	9.90	9.95	9.95		9.925
	6	Baely Rowe	212	9.90	9.90	9.90	9.90		9.900	6	Hailey Burleson	217	9.90	9.90	9.90	9.80		9.900

Beam Score: **49.400** Running Score: **148.300** Beam Score: **49.425** Running Score: **147.825**

	Name		1					AVE	Name		1					AVE		
			1	2	3	4	nd				1	2	3	4	nd			
F L O O R	1	Macey Roberts	211	9.85	9.95	9.90	9.90		9.900	1	Zoey Schaefer	229	9.80	9.85	9.80	9.85		9.825
	2	Missy Reinstadtler	210	9.90	9.90	9.90	9.95		9.900	2	Joslyn Goings	220	9.85	9.85	9.85	9.85		9.850
	3	Tiffani Lewis	206	9.90	9.90	9.95	9.95		9.925	3	Kaitlyn Duraczyk	219	9.75	9.80	9.85	9.80		9.800
	4	Kari Lee	205	9.75	9.80	9.70	9.80	-0.1	9.675	4	Maya Washington	230	9.85	9.85	9.90	9.85		9.850
	5	Baely Rowe	212	9.90	9.95	9.90	9.90		9.900	5	Alexandra Yacalis	231	9.90	9.85	9.90	9.90		9.900
	6	MyKayla Skinner	214	10.00	10.00	10.00	9.95		10.000	6	Hailey Burleson	217	9.85	9.85	9.85	9.90		9.850

Floor Score: **49.625** Running Score: **197.925** Floor Score: **49.275** Running Score: **197.100**

Final Team Score: 197.925

Final Team Score: 197.100

All-Arounders

	Lee	Rowe	Skinner		
VT	9.850	9.900	9.950		
UB	9.900	9.875	9.875		
BB	9.900	9.900	9.900		
FX	9.675	9.900	10.000		
AA	39.325	39.575	39.725		

All-Arounders

	Burleson	Goings			
	9.925	9.900			
	9.800	9.750			
	9.900	9.925			
	9.850	9.850			
	39.475	39.425			

Judge's Signatures: * VT [Signature] UB [Signature] BB [Signature] FX [Signature]

* Head Judge: VT [Signature] UB [Signature] BB [Signature] FX [Signature]

Coach's Signature: [Signature] Coach's Signature: [Signature]

NCAA Gymnastics Score Sheet

Teams: Home Oregon State Visitor University Of California Los Angeles

Date Mar 18, 2017 Place Stanford University Attendance 0

	Name		1					AVE	Name		1					AVE		
			1	2	3	4	nd				1	2	3	4	nd			
V A U L T	1	Sabrina Gill	172	9.80	9.75	9.75	9.80		9.775	1	Madison Kocian	193	9.80	9.70	9.75	9.80		9.775
	2	Erika Aufiero	164	9.80	9.75	9.80	9.80		9.800	2	Felicia Hano	191	9.85	9.80	9.80	9.85		9.825
	3	Madeline Gardiner	171	9.85	9.85	9.85	9.85		9.850	3	Napualani Hall	190	9.90	9.90	9.85	9.90		9.900
	4	Mary Jacobsen	174	9.90	9.90	9.90	9.90		9.900	4	Kyla Ross	201	9.85	9.85	9.85	9.90		9.850
	5	Kaytianna McMillan	180	9.80	9.80	9.90	9.85		9.825	5	Madison Preston	200	9.85	9.75	9.80	9.80		9.800
	6	Dani Dessaints	170	9.95	9.95	9.90	9.95		9.950	6	Gracie Kramer	194	9.20	9.25	9.25	9.25		9.250

Vault Score: **49.325** Running Score: **49.325** Vault Score: **49.150** Running Score: **49.150**

B A R S	1	Shireen Khamedoost	176	9.80	9.75	9.80	9.75		9.775	1	Sonya Meraz	196	9.75	9.75	9.75	9.75		9.750
	2	Madeline Gardiner	171	9.80	9.80	9.80	9.75		9.800	2	Ja'Nay Honest	192	9.20	9.10	9.05	8.90		9.075
	3	Mary Jacobsen	174	9.85	9.85	9.80	9.85		9.850	3	Stella Savvidou	203	9.55	9.60	9.65	9.60		9.600
	4	McKenna Singley	183	9.75	9.80	9.85	9.60		9.775	4	Madison Kocian	193	9.80	9.85	9.90	9.80		9.825
	5	Kaytianna McMillan	180	9.85	9.80	9.85	9.80		9.825	5	Kyla Ross	201	9.85	9.90	9.90	9.85		9.875
	6	Erika Aufiero	164	9.95	9.95	9.95	10.00		9.950	6	Peng-Peng Lee	195	9.90	9.90	9.90	9.90		9.900

Bars Score: **49.200** Running Score: **98.525** Bars Score: **48.950** Running Score: **98.100**

B E A M	1	Megan Jimenez	175	9.85	9.80	9.90	9.85		9.850	1	Mikaela Gerber	187	9.90	9.85	9.95	9.90		9.900
	2	Sabrina Gill	172	9.90	9.90	9.90	9.85		9.900	2	Hallie Mossett	197	9.15	9.30	9.25	9.30		9.275
	3	Silvia Colussi-Pelaez	167	9.70	9.90	9.90	9.90		9.900	3	Madison Kocian	193	9.95	9.85	9.90	9.90		9.900
	4	Kaytianna McMillan	180	9.90	9.90	9.95	9.90		9.900	4	Kyla Ross	201	9.95	10.00	10.00	10.00		10.000
	5	Dani Dessaints	170	9.95	9.95	9.95	9.95		9.950	5	Peng-Peng Lee	195	9.85	9.80	9.70	9.85		9.825
	6	Madeline Gardiner	171	9.85	9.90	9.80	9.90		9.875	6	Katelyn Ohashi	198	10.00	9.95	9.95	9.95		9.950

Beam Score: **49.525** Running Score: **148.050** Beam Score: **49.575** Running Score: **147.675**

F L O O R	1	Taylor Ricci	182	9.80	9.80	9.85	9.85		9.825	1	Katelyn Ohashi	198	9.85	9.90	9.85	9.85		9.850
	2	Erika Aufiero	164	9.80	9.80	9.85	9.80		9.800	2	Macy Toronjo	204	9.55	9.00	9.10	9.00		9.050
	3	Silvia Colussi-Pelaez	167	9.90	9.85	9.90	9.90		9.900	3	Madison Preston	200	9.80	9.85	9.90	9.85		9.850
	4	Isis Lowery	179	9.80	9.85	9.85	9.85		9.850	4	Angi Cipra	185	9.80	9.90	9.90	9.90		9.900
	5	Madeline Gardiner	171	9.85	9.95	9.90	9.85		9.875	5	Madison Kocian	193	9.90	9.90	9.90	9.85		9.900
	6	Kaytianna McMillan	180	9.90	9.90	9.80	9.90		9.900	6	Hallie Mossett	197	9.90	9.85	9.95	9.95		9.925

Floor Score: **49.350** Running Score: **197.400** Floor Score: **49.425** Running Score: **197.100**

Final Team Score: 197.400 Final Team Score: 197.100

All-Arounders

VT	Gardiner	McMillan				
UB	9.850	9.825				
BB	9.800	9.825				
FX	9.875	9.900				
AA	39.400	39.450				

All-Arounders

	Kocian				
	9.775				
	9.825				
	9.900				
	9.900				
	39.400				

Judge's Signatures: *VT [Signature] *UB [Signature] *BB [Signature] *FX [Signature] *Head Judge [Signature]

Coach's Signature: [Signature] Coach's Signature: [Signature]

NCAA Gymnastics Score Sheet

Teams: Home Arizona State Visitor Stanford University

Date Mar 18, 2017 Place Stanford University Attendance 0

Name		1	2	3	4	nd	AVE	Name		1	2	3	4	nd	AVE
V A U L T	1 Graycee Rushlon 128	9.55	9.50	9.50	9.55		9.525	1 Rachel Daum 153	9.85	9.80	9.80	9.85		9.825	
	2 Corinne Belkoff 117	9.80	9.70	9.70	9.70		9.700	2 Kaylee Cole 152	9.90	9.85	9.80	9.85		9.850	
	3 Katelyn Lentz 127	9.75	9.80	9.70	9.70		9.725	3 Hailee Hoffman 155	9.75	9.75	9.75	9.80		9.750	
	4 Morgan Wilson 132	9.85	9.80	9.80	9.75		9.800	4 Ashley Tai 162	9.85	9.85	9.85	9.85		9.850	
	5 Jessica Ginn 123	9.75	9.80	9.85	9.80		9.800	5 Aleeza Yu 163	9.90	9.80	9.85	9.85		9.850	
	6 Nichelle Christophersc 120	9.65	9.50	9.65	9.65		9.650	6 Elizabeth Price 160	9.95	9.90	9.90	9.90		9.900	

Vault Score: **48.675** Running Score: **48.675** Vault Score: **49.275** Running Score: **49.275**

B A R S	1 Katelyn Lentz 127	9.70	9.70	9.70	9.50		9.700	1 Nicolette McNair 159	9.85	9.80	9.80	9.85		9.825
	2 Eileen Imbus 125	9.75	9.80	9.80	9.80		9.800	2 Aleeza Yu 163	9.80	9.75	9.85	9.85		9.825
	3 Morgan Hart 124	9.80	9.75	9.70	9.75		9.750	3 Danielle McNair 158	8.75	8.85	9.05	8.80		8.825
	4 Morgan Wilson 132	9.85	9.75	9.85	9.80		9.825	4 Rachel Daum 153	9.75	9.70	9.80	9.85		9.775
	5 Ashley Szafranski 129	9.80	9.85	9.80	9.80		9.800	5 Dare Maxwell 157	9.70	9.70	9.85	9.70		9.700
	6 Nichelle Christophersc 120	9.70	9.75	9.75	9.75		9.750	6 Elizabeth Price 160	9.80	9.85	9.90	9.75		9.825

Bars Score: **48.925** Running Score: **97.600** Bars Score: **48.950** Running Score: **98.225**

B E A M	1 Justine Callis 119	9.85	9.80	9.85	9.80		9.825	1 Taryn Fitzgerald 154	9.70	9.85	9.85	9.80		9.825
	2 Beka Conrad 121	9.65	9.75	9.75	9.75		9.750	2 Aleeza Yu 163	9.70	9.70	9.65	9.70		9.700
	3 Heather Udowich 130	9.90	9.80	9.95	9.85		9.875	3 Ashley Tai 162	9.90	9.90	9.95	9.85		9.900
	4 Katelyn Lentz 127	9.85	9.85	9.90	9.85		9.850	4 Rachel Daum 153	9.90	9.80	9.85	9.85		9.850
	5 Ashley Szafranski 129	9.95	9.85	9.90	9.85		9.875	5 Kaylee Cole 152	9.80	9.75	9.75	9.75		9.750
	6 Nichelle Christophersc 120	9.85	9.85	9.80	9.85		9.850	6 Nicolette McNair 159	9.90	9.95	9.90	9.95		9.925

Beam Score: **49.275** Running Score: **146.875** Beam Score: **49.250** Running Score: **147.475**

F L O O R	1 Justine Callis 119	9.70	9.75	9.75	9.80		9.750	1 Hailee Hoffman 155	9.85	9.75	9.80	9.80		9.800
	2 Corinne Belkoff 117	9.70	9.70	9.85	9.80		9.750	2 Kaylee Cole 152	9.80	9.85	9.75	9.80		9.800
	3 Nichelle Christopherso 120	9.60	9.60	9.65	9.65		9.625	3 Ashley Tai 162	9.75	9.75	9.80	9.85		9.775
	4 Jessica Ginn 123	9.75	9.80	9.80	9.80		9.800	4 Haley Spector 161	9.80	9.75	9.70	9.75		9.750
	5 Morgan Hart 124	9.60	9.65	9.75	9.55		9.625	5 Rachel Daum 153	9.85	9.80	9.85	9.85		9.850
	6 Katelyn Lentz 127	9.80	9.80	9.80	9.80		9.800	6 Elizabeth Price 160	9.90	9.95	9.95	9.90		9.925

Floor Score: **48.725** Running Score: **195.600** Floor Score: **49.150** Running Score: **196.625**

Final Team Score: **195.600**

Final Team Score: **196.625**

All-Arounders

All-Arounders

V T U B B B F X A A	Christophers	Lentz						Daum						
	9.650	9.725						9.825						
	9.750	9.700						9.775						
	9.850	9.850						9.850						
	9.625	9.800						9.850						
	38.875	39.075						39.300						

Judge's Signatures * VT Helen Blair (N), Claire Pore (N) * BB Mary Ann West (B), Dana Kling (N) * FX Judith Denny (N), Anne Vogel (N) * FX Jennifer Spring (E), Shelley Chipman Ho
 * Head Judge VT Karen Everill (N), John ODea (N) BB Kelly Fauer (N), Laurie Skelton (N) FX Charly Greene (N), Laura Waters (10) * FX Vickie Kalthoff (N), Linsey Hamilton (10)
 Coach's Signature [Signature] Coach's Signature [Signature]
 Kristop Smyth, Chris Swircok

NCAA Gymnastics Score Sheet

Teams: Home University of Arizona Visitor University Of California, Berkeley

Date Mar 18, 2017 Place Stanford University Attendance 0

	Name		1					AVE	Name		1					AVE		
			1	2	3	4	nd				1	2	3	4	nd			
V A U L T	1	Heather Swanson	116	9.80	9.90	9.85	9.80		9.825	1	Alicia Gallarzo	136	9.75	9.80	9.75	9.65		9.750
	2	Jenny Leung	109	9.85	9.80	9.75	9.85		9.825	2	Amber Takara	150	9.15	9.00	9.30	9.25		9.200
	3	Laurn Mattson	111	9.80	9.75	9.80	9.85		9.800	3	Mariah Peterson	143	9.85	9.90	9.90	9.90		9.900
	4	Gabby Laub	108	9.75	9.80	9.70	9.70		9.725	4	Arianna Robinson	145	9.85	9.80	9.80	9.90		9.825
	5	Madison Cindric	102	9.75	9.80	9.75	9.80		9.775	5	Emily Richardson	144	9.80	9.70	9.85	9.80		9.800
	6	Selynna Felix-Terraza	105	9.70	9.75	9.65	9.70		9.700	6	Rachael Mastrangelo	140	9.80	9.70	9.75	9.70		9.725

Vault Score: 48.950 Running Score: 48.950 Vault Score: 49.000 Running Score: 49.000

B A R S	1	Krysten Howard	107	9.85	9.85	9.90	9.80		9.850	1	Sofie Seilnacht	146	9.75	9.80	9.80	9.80		9.800
	2	Danielle Spencer-Bear	115	9.75	9.80	9.80	9.80		9.800	2	Amber Takara	150	9.90	9.75	9.80	9.80		9.800
	3	Gabby Laub	108	9.85	9.85	9.85	9.85		9.850	3	Chelsea Shu	148	9.85	9.90	9.85	9.90		9.875
	4	Selynna Felix-Terraza	105	9.85	9.85	9.85	9.85		9.850	4	Yuleen Sternberg	149	9.80	9.75	9.80	9.85		9.800
	5	Christina Berg	101	9.85	9.80	9.90	9.90		9.875	5	Emily Richardson	144	9.85	9.85	9.85	9.90		9.850
	6	Victoria Ortiz	112	9.85	9.85	9.85	9.85		9.850	6	Alicia Gallarzo	136	9.75	9.70	9.80	9.75		9.750

Bars Score: 49.275 Running Score: 98.225 Bars Score: 49.125 Running Score: 98.125

B E A M	1	Krysten Howard	107	9.75	9.85	9.85	9.85		9.850	1	Sofie Seilnacht	146	9.40	9.20	9.40	9.35		9.375
	2	Haylie Hendrickson	106	9.80	9.75	9.80	9.75		9.775	2	Chelsea Shu	148	9.85	9.80	9.95	9.80		9.825
	3	Courtney Cowles	103	9.65	9.50	9.70	9.50		9.575	3	Desiree Palomares	142	9.35	9.35	9.30	9.40		9.350
	4	Kennady Schneider	113	9.85	9.75	9.75	9.75		9.750	4	Zoe Draghi	134	9.90	9.85	9.90	9.80		9.875
	5	Victoria Ortiz	112	9.80	9.80	9.70	9.80		9.800	5	Emily Richardson	144	9.90	9.85	9.85	9.90		9.875
	6	Madison Cindric	102	9.90	9.85	9.90	9.85		9.875	6	Alicia Gallarzo	136	9.95	9.90	9.95	9.90		9.925

Beam Score: 49.050 Running Score: 147.275 Beam Score: 48.875 Running Score: 147.000

F L O O R	1	Laurn Mattson	111	9.85	9.75	9.90	9.75		9.800	1	Charlie Owens	141	9.80	9.85	9.75	9.85		9.825
	2	Heather Swanson	116	9.60	9.75	9.70	9.75		9.725	2	Sofie Seilnacht	146	9.85	9.85	9.80	9.90		9.850
	3	Christina Berg	101	9.70	9.75	9.80	9.50		9.725	3	Mariah Peterson	143	9.85	9.80	9.85	9.85		9.850
	4	Madison Cindric	102	9.80	9.75	9.80	9.85		9.800	4	Arianna Robinson	145	9.85	9.90	9.90	9.80		9.875
	5	Krysten Howard	107	9.80	9.80	9.85	9.85		9.825	5	Zoe Draghi	134	9.90	9.80	9.90	9.90		9.900
	6	Kennady Schneider	113	9.90	9.85	9.85	9.85		9.850	6	Desiree Palomares	142	9.50	9.60	9.70	9.65		9.625

Floor Score: 49.000 Running Score: 196.275 Floor Score: 49.300 Running Score: 196.300

Final Team Score: 196.275 Final Team Score: 196.300

All-Arounders

All-Arounders

VT																	
UB																	
BB																	
FX																	
AA																	

Judges' Signatures: *[Signatures]*
 * Head Judge: *[Signatures]*
 Coach's Signature: *[Signatures]*





Pac 12 Women's Gymnastics Championships

Team Results

Mar 18, 2017

Page: 1
Printed: 3/18/2017 8:38:34 PM

Women / 10
Session: All

Rank	Gym	Team	Score				
1	Utah	*	197.925	49.475 1	49.425 1	49.400 4	49.625 1
2	Oregon State	*	197.400	49.325 2	49.200 3	49.525 2	49.350 3
3T	UCLA	*	197.100	49.150 5	48.950 6T	49.575 1	49.425 2
3T	Washington	*	197.100	49.300 3	49.100 5	49.425 3	49.275 5
5	Stanford	*	196.625	49.275 4	48.950 6T	49.250 6	49.150 6
6	California	*	196.300	49.000 6	49.125 4	48.875 8	49.300 4
7	Arizona	*	196.275	48.950 7	49.275 2	49.050 7	49.000 7
8	Arizona State	*	195.600	48.675 8	48.925 8	49.275 5	48.725 8

Pac 12 Women's Gymnastics Championships

Event Results - Vault

Mar 18, 2017

Page: 1

Printed: 3/18/2017 8:38:27 PM

Women / 10

Session: All



Rank	Num	Name	Gym	Start	Score	Out
1T	214	MyKayla Skinner	Utah	—.—	9.950	0.000
1T	206	Tiffani Lewis	Utah	—.—	9.950	0.000
1T	170	Dani Dessaints	Oregon State	—.—	9.950	0.000
4	217	Hailey Burleson	Washington	—.—	9.925	0.025
5T	212	Baely Rowe	Utah	—.—	9.900	0.050
5T	220	Joslyn Goings	Washington	—.—	9.900	0.050
5T	160	Elizabeth Price	Stanford	—.—	9.900	0.050
5T	231	Alexandra Yacalis	Washington	—.—	9.900	0.050
5*	174	Mary Jacobsen	Oregon State	—.—	9.900	0.050
5*	143	Mariah Peterson	California	—.—	9.900	0.050
5T	190	Napualani Hall	UCLA	—.—	9.900	0.050
12T	171	Madeline Gardiner	Oregon State	—.—	9.850	0.100
12T	205	Kari Lee	Utah	—.—	9.850	0.100
12T	201	Kyla Ross	UCLA	—.—	9.850	0.100
12T	162	Ashley Tai	Stanford	—.—	9.850	0.100
12T	152	Kaylee Cole	Stanford	—.—	9.850	0.100
12T	163	Aleeza Yu	Stanford	—.—	9.850	0.100
18T	180	Kaytianna McMillan	Oregon State	—.—	9.825	0.125
18T	153	Rachel Daum	Stanford	—.—	9.825	0.125
18T	211	Macey Roberts	Utah	—.—	9.825	0.125
18T	145	Arianna Robinson	California	—.—	9.825	0.125
18T	116	Heather Swanson	Arizona	—.—	9.825	0.125
18*	228	Haley Roy	Washington	—.—	9.825	0.125
18*	191	Felicia Hano	UCLA	—.—	9.825	0.125
18*	109	Jenny Leung	Arizona	—.—	9.825	0.125
26T	164	Erika Aufiero	Oregon State	—.—	9.800	0.150
26T	144	Emily Richardson	California	—.—	9.800	0.150
26T	200	Madison Preston	UCLA	—.—	9.800	0.150
26T	132	Morgan Wilson	Arizona State	—.—	9.800	0.150
26*	123	Jessica Ginn	Arizona State	—.—	9.800	0.150
26*	111	Lauryn Mattson	Arizona	—.—	9.800	0.150
32T	193	Madison Kocian	UCLA	—.—	9.775	0.175
32T	102	Madison Cindric	Arizona	—.—	9.775	0.175
32T	172	Sabrina Gill	Oregon State	—.—	9.775	0.175
35T	136	Alicia Gallarzo	California	—.—	9.750	0.200
35T	218	Madison Copiak	Washington	—.—	9.750	0.200
35T	155	Hailee Hoffman	Stanford	—.—	9.750	0.200
38T	127	Katelyn Lentz	Arizona State	—.—	9.725	0.225
38T	108	Gabby Laub	Arizona	—.—	9.725	0.225
38T	140	Rachael Mastrangelo	California	—.—	9.725	0.225
41T	105	Selynna Felix-Terrazas	Arizona	—.—	9.700	0.250
41T	117	Corinne Belkoff	Arizona State	—.—	9.700	0.250
43T	120	Nichelle Christopherson	Arizona State	—.—	9.650	0.300
43T	225	Monica Riley	Washington	—.—	9.650	0.300
45	128	Graycee Rushton	Arizona State	—.—	9.525	0.425
46	207	Shannon McNatt	Utah	—.—	9.325	0.625
47	194	Gracie Kramer	UCLA	—.—	9.250	0.700

Pac 12 Women's Gymnastics Championships

Event Results - Vault

Mar 18, 2017

Page: 2

Printed: 3/18/2017 8:38:27 PM

Women / 10

Session: All



Rank	Num	Name	Gym	Start	Score	Out
48	150	Amber Takara	California	—	9.200	0.750

Pac 12 Women's Gymnastics Championships

Event Results - Bars

Mar 18, 2017

Page: 1
Printed: 3/18/2017 8:38:27 PM

Women / 10
Session: All



Rank	Num	Name	Gym	Start	Score	Out
1	164	Erika Aufiero	Oregon State	—.—	9.950	0.000
2T	205	Kari Lee	Utah	—.—	9.900	0.050
2T	210	Missy Reinstadtler	Utah	—.—	9.900	0.050
2T	195	Peng-Peng Lee	UCLA	—.—	9.900	0.050
2T	219	Kaitlyn Duranczyk	Washington	—.—	9.900	0.050
6T	214	MyKayla Skinner	Utah	—.—	9.875	0.075
6T	212	Baely Rowe	Utah	—.—	9.875	0.075
6T	206	Tiffani Lewis	Utah	—.—	9.875	0.075
6T	201	Kyla Ross	UCLA	—.—	9.875	0.075
6T	148	Chelsea Shu	California	—.—	9.875	0.075
6T	101	Christina Berg	Arizona	—.—	9.875	0.075
12*	144	Emily Richardson	California	—.—	9.850	0.100
12*	107	Krysten Howard	Arizona	—.—	9.850	0.100
12T	174	Mary Jacobsen	Oregon State	—.—	9.850	0.100
12T	208	MaKenna Merrell	Utah	—.—	9.850	0.100
12T	112	Victoria Ortiz	Arizona	—.—	9.850	0.100
12T	108	Gabby Laub	Arizona	—.—	9.850	0.100
12T	105	Selynna Felix-Terrazas	Arizona	—.—	9.850	0.100
19T	180	Kaytianna McMillan	Oregon State	—.—	9.825	0.125
19T	193	Madison Kocian	UCLA	—.—	9.825	0.125
19T	160	Elizabeth Price	Stanford	—.—	9.825	0.125
19T	163	Aleeza Yu	Stanford	—.—	9.825	0.125
19T	159	Nicolette McNair	Stanford	—.—	9.825	0.125
19T	230	Maya Washington	Washington	—.—	9.825	0.125
19T	132	Morgan Wilson	Arizona State	—.—	9.825	0.125
19T	218	Madison Copiak	Washington	—.—	9.825	0.125
27T	217	Hailey Burleson	Washington	—.—	9.800	0.150
27T	171	Madeline Gardiner	Oregon State	—.—	9.800	0.150
27T	146	Sofie Seilnacht	California	—.—	9.800	0.150
27T	129	Ashley Szafranski	Arizona State	—.—	9.800	0.150
27T	150	Amber Takara	California	—.—	9.800	0.150
27*	149	Yuleen Sternberg	California	—.—	9.800	0.150
27*	125	Eileen Imbus	Arizona State	—.—	9.800	0.150
27*	115	Danielle Spencer-Bearham	Arizona	—.—	9.800	0.150
35T	153	Rachel Daum	Stanford	—.—	9.775	0.175
35*	183	McKenna Singley	Oregon State	—.—	9.775	0.175
35*	176	Shireen Khamedoost	Oregon State	—.—	9.775	0.175
38T	220	Joslyn Goings	Washington	—.—	9.750	0.200
38T	120	Nichelle Christopherson	Arizona State	—.—	9.750	0.200
38T	136	Alicia Gallarzo	California	—.—	9.750	0.200
38T	224	Michaela Nelson	Washington	—.—	9.750	0.200
38T	124	Morgan Hart	Arizona State	—.—	9.750	0.200
38T	196	Sonya Meraz	UCLA	—.—	9.750	0.200
44T	127	Katelyn Lentz	Arizona State	—.—	9.700	0.250
44T	157	Dare Maxwell	Stanford	—.—	9.700	0.250
46	203	Stella Savvidou	UCLA	—.—	9.600	0.350
47	192	JaNay Honest	UCLA	—.—	9.075	0.875

Pac 12 Women's Gymnastics Championships

Event Results - Bars

Mar 18, 2017

Page: 2

Printed: 3/18/2017 8:38:27 PM

Women / 10

Session: All



Rank	Num	Name	Gym	Start	Score	Out
48	158	Danielle McNair	Stanford	—	8.825	1.125

Pac 12 Women's Gymnastics Championships

Event Results - Beam

Mar 18, 2017

Page: 1
Printed: 3/18/2017 8:38:28 PM

Women / 10
Session: All



Rank	Num	Name	Gym	Start	Score	Out
1	201	Kyla Ross	UCLA	—	10.000	0.000
2T	170	Dani Dessaints	Oregon State	—	9.950	0.050
2T	198	Katelyn Ohashi	UCLA	—	9.950	0.050
4T	220	Joslyn Goings	Washington	—	9.925	0.075
4T	136	Alicia Gallarzo	California	—	9.925	0.075
4T	159	Nicolette McNair	Stanford	—	9.925	0.075
7T	214	MyKayla Skinner	Utah	—	9.900	0.100
7T	212	Baely Rowe	Utah	—	9.900	0.100
7T	217	Hailey Burleson	Washington	—	9.900	0.100
7T	180	Kaytianna McMillan	Oregon State	—	9.900	0.100
7T	193	Madison Kocian	UCLA	—	9.900	0.100
7T	205	Kari Lee	Utah	—	9.900	0.100
7T	162	Ashley Tai	Stanford	—	9.900	0.100
7T	167	Silvia Colussi-Pelaez	Oregon State	—	9.900	0.100
7T	172	Sabrina Gill	Oregon State	—	9.900	0.100
7*	222	Janae Janik	Washington	—	9.900	0.100
7*	187	Mikaela Gerber	UCLA	—	9.900	0.100
18T	171	Madeline Gardiner	Oregon State	—	9.875	0.125
18T	144	Emily Richardson	California	—	9.875	0.125
18T	102	Madison Cindric	Arizona	—	9.875	0.125
18T	134	Zoe Draghi	California	—	9.875	0.125
18T	129	Ashley Szafranski	Arizona State	—	9.875	0.125
18T	130	Heather Udowich	Arizona State	—	9.875	0.125
24T	153	Rachel Daum	Stanford	—	9.850	0.150
24T	127	Katelyn Lentz	Arizona State	—	9.850	0.150
24T	120	Nichelle Christopherson	Arizona State	—	9.850	0.150
24T	210	Missy Reinstadtler	Utah	—	9.850	0.150
24T	107	Krysten Howard	Arizona	—	9.850	0.150
24T	208	MaKenna Merrell	Utah	—	9.850	0.150
24T	229	Zoey Schaefer	Washington	—	9.850	0.150
24T	224	Michaela Nelson	Washington	—	9.850	0.150
24*	227	Malory Rose	Washington	—	9.850	0.150
24*	175	Megan Jimenez	Oregon State	—	9.850	0.150
34T	195	Peng-Peng Lee	UCLA	—	9.825	0.175
34T	148	Chelsea Shu	California	—	9.825	0.175
34T	119	Justine Callis	Arizona State	—	9.825	0.175
34T	154	Taryn Fitzgerald	Stanford	—	9.825	0.175
38	112	Victoria Ortiz	Arizona	—	9.800	0.200
39	106	Haylie Hendrickson	Arizona	—	9.775	0.225
40T	152	Kaylee Cole	Stanford	—	9.750	0.250
40T	113	Kennady Schneider	Arizona	—	9.750	0.250
40T	121	Beka Conrad	Arizona State	—	9.750	0.250
43	163	Aleeza Yu	Stanford	—	9.700	0.300
44	215	Maddy Stover	Utah	—	9.625	0.375
45	103	Courtney Cowles	Arizona	—	9.575	0.425
46	146	Sofie Seilnacht	California	—	9.375	0.625
47	142	Desiree Palomares	California	—	9.350	0.650

Pac 12 Women's Gymnastics Championships

Event Results - Beam

Mar 18, 2017

Page: 2

Printed: 3/18/2017 8:38:28 PM

Women / 10

Session: All



Rank	Num	Name	Gym	Start	Score	Out
48	197	Hallie Mossett	UCLA	—	9.275	0.725

Pac 12 Women's Gymnastics Championships

Event Results - Floor

Mar 18, 2017

Page: 1
Printed: 3/18/2017 8:38:29 PM

Women / 10
Session: All



Rank	Num	Name	Gym	Start	Score	Out
1	214	MyKayla Skinner	Utah	—.—	10.000	0.000
2T	206	Tiffani Lewis	Utah	—.—	9.925	0.075
2T	160	Elizabeth Price	Stanford	—.—	9.925	0.075
2T	197	Hallie Mossett	UCLA	—.—	9.925	0.075
5T	212	Baely Rowe	Utah	—.—	9.900	0.100
5T	180	Kaytianna McMillan	Oregon State	—.—	9.900	0.100
5T	193	Madison Kocian	UCLA	—.—	9.900	0.100
5T	210	Missy Reinstadtler	Utah	—.—	9.900	0.100
5*	231	Alexandra Yacalis	Washington	—.—	9.900	0.100
5*	167	Silvia Colussi-Pelaez	Oregon State	—.—	9.900	0.100
5T	134	Zoe Draghi	California	—.—	9.900	0.100
5T	211	Macey Roberts	Utah	—.—	9.900	0.100
5T	185	Angi Cipra	UCLA	—.—	9.900	0.100
14T	171	Madeline Gardiner	Oregon State	—.—	9.875	0.125
14T	145	Arianna Robinson	California	—.—	9.875	0.125
16T	217	Hailey Burleson	Washington	—.—	9.850	0.150
16T	220	Joslyn Goings	Washington	—.—	9.850	0.150
16T	153	Rachel Daum	Stanford	—.—	9.850	0.150
16T	146	Sofie Seilnacht	California	—.—	9.850	0.150
16T	198	Katelyn Ohashi	UCLA	—.—	9.850	0.150
16T	143	Mariah Peterson	California	—.—	9.850	0.150
16T	230	Maya Washington	Washington	—.—	9.850	0.150
16T	200	Madison Preston	UCLA	—.—	9.850	0.150
16T	113	Kennady Schneider	Arizona	—.—	9.850	0.150
16T	179	Isis Lowery	Oregon State	—.—	9.850	0.150
26T	107	Krysten Howard	Arizona	—.—	9.825	0.175
26T	229	Zoey Schaefer	Washington	—.—	9.825	0.175
26*	182	Taylor Ricci	Oregon State	—.—	9.825	0.175
26*	141	Charlie Owens	California	—.—	9.825	0.175
30T	127	Katelyn Lentz	Arizona State	—.—	9.800	0.200
30T	164	Erika Aufiero	Oregon State	—.—	9.800	0.200
30T	102	Madison Cindric	Arizona	—.—	9.800	0.200
30T	152	Kaylee Cole	Stanford	—.—	9.800	0.200
30T	219	Kaitlyn Duranczyk	Washington	—.—	9.800	0.200
30*	123	Jessica Ginn	Arizona State	—.—	9.800	0.200
30*	111	Lauryn Mattson	Arizona	—.—	9.800	0.200
30T	155	Hailee Hoffman	Stanford	—.—	9.800	0.200
38	162	Ashley Tai	Stanford	—.—	9.775	0.225
39T	119	Justine Callis	Arizona State	—.—	9.750	0.250
39T	117	Corinne Belkoff	Arizona State	—.—	9.750	0.250
39T	161	Haley Spector	Stanford	—.—	9.750	0.250
42T	101	Christina Berg	Arizona	—.—	9.725	0.275
42T	116	Heather Swanson	Arizona	—.—	9.725	0.275
44	205	Kari Lee	Utah	—.—	9.675	0.325
45T	120	Nichelle Christopherson	Arizona State	—.—	9.625	0.375
45T	124	Morgan Hart	Arizona State	—.—	9.625	0.375
45T	142	Desiree Palomares	California	—.—	9.625	0.375

Pac 12 Women's Gymnastics Championships

Event Results - Floor

Mar 18, 2017

Page: 2

Printed: 3/18/2017 8:38:29 PM

Women / 10

Session: All



Rank	Num	Name	Gym	Start	Score	Out
48	204	Macy Toronjo	UCLA	—	9.050	0.950





Pac 12 Women's Gymnastics Championships

Event Results - AA

Mar 18, 2017

Page: 1
Printed: 3/18/2017 8:38:33 PM

Women / 10
Session: All

Rank	Num	Name	Gym					AA
1	214	MyKayla Skinner	Utah	9.950	9.875	9.900	10.000	39.725
2	212	Baely Rowe	Utah	9.900	9.875	9.900	9.900	39.575
3	217	Hailey Burleson	Washington	9.925	9.800	9.900	9.850	39.475
4	180	Kaytianna McMillan	Oregon State	9.825	9.825	9.900	9.900	39.450
5	220	Joslyn Goings	Washington	9.900	9.750	9.925	9.850	39.425
6T	193	Madison Kocian	UCLA	9.775	9.825	9.900	9.900	39.400
6T	171	Madeline Gardiner	Oregon State	9.850	9.800	9.875	9.875	39.400
8	205	Kari Lee	Utah	9.850	9.900	9.900	9.675	39.325
9	153	Rachel Daum	Stanford	9.825	9.775	9.850	9.850	39.300
10	127	Katelyn Lentz	Arizona State	9.725	9.700	9.850	9.800	39.075
11	120	Nichelle Christopherson	Arizona State	9.650	9.750	9.850	9.625	38.875