

2017-18 SCHEDULE

DATE	W/L	SCORE
28 IDAHO (EX)	W	81-57
30 NORTHWEST CHRISTIAN (EX)	W	124-72
NOVEMBER		
10 COPPIN STATE	W	70-54
13 PRAIRIE VIEW A&M	W	100-67
17 ALABAMA STATE	W	114-56
19 BALL STATE	W	95-71
23 vs. Connecticut ¹	L	63-71
24 vs. DePaul ¹	W	89-79 (OT)
26 vs. Oklahoma ¹	L	80-90
DECEMBER		
1 BOISE STATE	L	70-73
8 COLORADO STATE	W	95-65
11 TEXAS SOUTHERN	W	74-68
13 PORTLAND STATE	W	95-84
16 at Fresno State	W	68-61
20 CENTRAL ARKANSAS	W	96-82
29 UTAH *	L	56-66
31 COLORADO *	W	77-62
JANUARY		
5 at Oregon State *	L	64-76
11 at No. 11 Arizona State *	W	76-72
13 at No. 17 Arizona *	L	83-90
18 USC *	L	70-75
20 UCLA *	W	94-91
27 OREGON STATE *	W	66-57
FEBRUARY		
1 at California *	W	66-53
3 at Stanford *	2 p.m.	FOX
8 WASHINGTON *	7 p.m.	FS1
11 WASHINGTON STATE *	5 p.m.	ESPNU
15 at USC *	6 p.m.	ESPN/2
17 at UCLA *	7 p.m.	ESPN/2
22 ARIZONA STATE *	8:30 p.m.	FS1
24 ARIZONA *	7/7:15 p.m.	ESPN/2
MARCH		
1 at Washington State *	6 p.m.	ESPN
3 at Washington *	1:30 p.m.	Pac-12 Net
7-10 Pac-12 Tournament ²	TBD	Pac-12 Net / FS1

* Denotes Pac-12 game

1 - PK80 Invitational, Moda Center/Veteran's Memorial, Portland, Ore.

2 - Pac-12 Tournament, T-Mobile Arena, Las Vegas, Nev.



DUCK MEN'S BASKETBALL

OREGON (15-7, 5-4) at STANFORD (12-11, 6-4)



Date	Saturday, February 3, 2018
Tip Time	2:07 p.m. PT
Site / Stadium / Capacity	Stanford, Calif. / Maples Pavilion / 7,392
Television	FOX
Radio	Aaron Goldsmith, play-by-play; Steve Lavin, analyst Oregon IMG Sports Network (95.3 FM KUJZ in Eugene/Springfield) Joey McMurry, play-by-play
Live Stats	GoDucks.com
Live Audio	GoDucks.com
Twitter	@OregonMBB
Internet	tunein.com
Satellite Radio	Sirius ch. 136 / 197 ch. NA

SERIES HISTORY

All-Time	Stanford leads, 92-52
Last Meeting	Oregon 75, Stanford 73, Feb. 25, 2017 (Stanford, Calif.)
Current Streak	Oregon +2
Last Oregon Win	Oregon 75, Stanford 73, Feb. 25, 2017 (Stanford, Calif.)
Last Stanford Win	Stanford 76, Oregon 72, Feb. 13, 2016 (Stanford, Calif.)

THE STARTING 5

Oregon and Stanford have their only meeting of the regular season Saturday at 2 p.m. at Maples Pavilion (FOX).

- 1 – During **Dana Altman's** eight-year tenure at Oregon, the Ducks have the second-best record in the league during the second half of Pac-12 play. Only Arizona's 49-15 record over that span is better than Oregon's 46-17 mark.
- 2 – **MiKYLE McIntosh** has been coming on of late. Thursday at California, he had 13 points and 11 rebounds for his third double-double in the last six games (fourth of the year). He also made 9-of-9 free throw attempts as the Ducks held off Cal.
- 3 – **Dana Altman** claimed his 200th victory as head coach at Oregon with the Jan. 20 win over UCLA. Only two other men have reached that mark with the Ducks, Hall of Famer **Howard Hobson** (212) and **Ernie Kent** (235). Earlier this season, Altman became the 34th NCAA Division I coach to reach 600 career wins all-time. What's more, Altman is one of six active head coaches in NCAA Division I who have posted a winning record for the last 20 consecutive seasons (the other five are in the Hall of Fame).
- 4 – Rebounding continues to be a benchmark of success for Oregon. The Ducks are 12-1 when outrebounding opponents.
- 5 – Four of the Ducks' seven losses have come by single digits as Oregon's young team continues to find its way. The last time the Ducks fielded a team this young was 2005-06. That sophomore-laden squad dropped an excruciating 13 games by single digits. The silver lining? That same group of players won the Pac-12 Tournament and advanced to the Elite 8 the following year.
- Bench – Led by Pac-12 blocks leader **Kenny Wooten** (2.8 per game), Oregon is +57 in blocked shots on the season. Wooten's 61 blocks already ranks fifth on the UO single-season list. He is also seventh on the Pac-12 freshman blocks list.

UNIVERSITY OF OREGON - STARTERS (tentative)

No.	Name	Pos.	Ht.	Wt.	Cl.	Ex.	Hometown	PPG	RPG	OTHER
0	Troy Brown Jr.	F	6-7	215	Fr.	HS	Las Vegas, Nev.	11.5	6.6	3.1 apg
1	Kenny Wooten	F	6-9	220	Fr.	HS	Manteca, Calif.	7.0	4.4	2.8 bpg
22	MiKYLE McIntosh	F	6-7	240	R-Sr.	TR	Pickering, Ontario	10.1	6.5	.758 FT Pct.
3	Payton Pritchard	G	6-2	200	So.	1V	West Linn, Ore.	14.8	3.9	4.6 apg
5	Elijah Brown	G	6-4	200	R-Sr.	TR	Orange County, Calif.	13.6	3.4	.963 FT Pct.

UNIVERSITY OF OREGON - BENCH

No.	Name	Pos.	Ht.	Wt.	Cl.	Ex.	Hometown	PPG	RPG	OTHER
13	Paul White	F	6-9	235	R-Jr.	TR	Chicago, Ill.	10.1	3.5	.854 FT Pct.
10	Victor Bailey Jr.	G	6-4	185	Fr.	HS	Austin, Texas	7.5	1.8	.854 FT Pct.
41	Roman Sorkin	F	6-10	225	Sr.	3V	Ashdod, Israel	4.2	1.3	.526 FG Pct.
24	Abu Kigab	F	6-6	215	Fr.	HS	St. Catharines, Ontario	2.2	1.3	
11	Keith Smith	F	6-7	205	So	1V	Seattle, Wash.	1.9	1.5	
4	M.J. Cage	F	6-10	225	R-Fr.	RS	Santa Ana, Calif.	1.9	2.7	.583 FG Pct.
21	Evan Gross	G	5-10	165	R-Sr.	SQ	Sacramento, Calif.	0.7	0.0	
54	Will Johnson	G	6-1	180	Fr.	HS	Pacific Palisades, Calif.			

ROSTER

University Quick Facts

Name	University of Oregon
Location	Eugene, Ore.
Founded	1876
Enrollment	24,500
Nickname	Ducks
Mascot	The Duck
Colors	Green and Yellow
President	Michael Schill
Athletic Director	Rob Mullens
Faculty Representative	Tim Gleason
Facility	Matthew Knight Arena
Capacity	12,364
Press Row Phone	(541) 346-4497
Athletic Dept. Phone	(541) 346-4481
Ticket Office Phone	(541) 346-4461

Basketball Quick Facts

First Season	1902-03 (113th year)
All-Time Record	1,634-1,345
All-Time Postseason Record	48-28 (26 Appearances)
NCAA Tournament Appearances	15 (23-14, Last: 2017)
..... '39*, '45, '60-'61, '95, '00, '02-'03, '07-'08, '13-'17	
National Championships	1 (1939)
NIT Appearances	10 (11-10, Last: 2012)
..... '75, '76, '77, '84, '88, '90, '97, '99, '04, '12	
CBI Appearances	1 (5-1, Last: 2011+)
..... *National Champions	
..... +CBI Champions	
2016-17 Overall Record	33-6
2016-17 Pac-12 Record (Finish)	16-2 (T1st)
2016-17 NCAA Tournament	4-1 (NCAA Final Four)
Final Ranking	No. 3 (USA Today); No. 9 (AP)
Letterwinners Returning/Lost	3/8
Starters Returning/Lost	1/4
Newcomers	7
Key Returnees	Pritchard
Key Losses	Bell, Benson, Brooks
..... Boucher, Dorsey, Ennis	
Head Coach	Dana Altman (8th year)
Record at Oregon	202-77
Career Record	735-344 (33rd year)
NCAA Division I Record	612-320 (29th year)
Assistant Coach	Tony Stubblefield
Assistant Coach	Kevin McKenna
Assistant Coach	Mike Mennenga
Director of Basketball Operations	Josh Jamieson
Strength Coach	Adam Linens
Athletic Trainer	Clay Jamieson
Men's Basketball Contact	Greg Walker
Office Phone	(541) 346-2252
Cell Phone	(541) 954-8775
Email	gswalker@uoregon.edu
Sr. Assoc. A.D., Communications	Jimmy Stanton
Office Phone	(541) 346-5538
Cell Phone	(615) 975-7322
Email	jstanton@uoregon.edu
Athletics Website	GoDucks.com

2017-18 Oregon Men's Basketball Numerical Roster

No.	Name	Pos	Ht.	Wt.	Cl.	Exp.	Hometown (High School / College)
0	Troy Brown Jr.	F	6-7	215	Fr.	HS	Las Vegas, Nev. (Centennial HS)
1	Kenny Wooten	F	6-9	220	Fr.	HS	Manteca, Calif. (Manteca HS)
3	Payton Pritchard	G	6-2	195	So.	1V	West Linn, Ore. (West Linn HS)
4	M.J. Cage	F	6-10	225	R-Fr.	RS	Santa Ana, Calif. (Mater Dei HS)
5	Elijah Brown	G	6-4	200	R-Sr.	TR	Orange County, Calif. (Mater Dei HS / Butler / New Mexico)
10	Victor Bailey Jr.	G	6-4	185	Fr.	HS	Austin, Texas (McNeil HS)
11	Keith Smith	F	6-7	215	So.	1V	Seattle, Wash. (Rainier Beach HS)
13	Paul White	F	6-9	225	R-Jr.	RS	Chicago, Ill. (Whitney Young / Georgetown)
21	Evan Gross	G	5-10	165	R-Sr.	SQ	Sacramento, Calif. (Oak Ridge HS)
22	MiKYLE McIntosh	F	6-7	240	R-Sr.	TR	Pickering, Ontario (Pickering HS / Illinois State)
24	Abu Kigab	F	6-6	215	Fr.	HS	St. Catharines, Ontario (Prolific Prep Academy)
41	Roman Sorkin	F	6-10	230	Sr.	3L	Ashdod, Israel (Hof HaSharon HS)
54	Will Johnson	G	6-1	180	Fr.	HS	Pacific Palisades, Calif. (Palisades HS)

Head Coach: Dana Altman (Eastern New Mexico, 1980; Western State, 1981), 8th year (202-77)

Career Record: 735-344 (33rd year); NCAA Division I Record: 612-320 (29th year)

Assistant Coaches: Tony Stubblefield (Nebraska-Omaha, 1995), 8th year;

Kevin McKenna (Creighton, 1993), 8th year; Mike Mennenga (Morehead State, 1993), 4th year

Director of Operations: Josh Jamieson (Southern Oregon, 2000), 14th year

Strength & Conditioning Coach: Adam Linens (North Carolina, 2005), 3rd year

Assistant Conditioning Coach: Allen Morill (Arizona State, 2006), 4th year

Athletic Trainer: Clay Jamieson

(Arizona, 1994), 20th year

Graduate Managers: Jake Hamburger,

Patrick Scully

Undergraduate Managers: Robbie Ellis,

Brian Jones, Brian O'Reilly,

Chris Reeves, Nick Ruiz

Administrative Assistant: Blake McMahon

Pronunciation Guide

Abu Kigab	uh-BOO KEE-jab
Mike Mennenga	MEN-eh-gah

OREGON IMG SPORTS NETWORK - RADIO

Baker City	KKBC, 95.3 FM
Bend	KBND, 111.0AM / 100.1 FM
Coos Bay	KWRO, 630 AM
Eugene	*KUJZ, 95.3 FM
Florence	KCST, 106.9 FM
Klamath Falls	KRJW, 1240 AM
La Grande	KRJT, 105.9 FM
Lebanon	KGAL, 1580 AM
Lincoln City	KBCH, 1400 AM
Medford	KCMX, 880 AM
Newport	KCUP, 1230 AM
Portland	*The Game, 750AM/102.9 FM
Roseburg	KQEN, 1240 AM
Salem	KYKN, 1430 AM
Tillamook	KTIL, 95.9 FM
Waldport	KWDP, 820 AM
TuneIn Radio	

* Flagship Station

All regular-season games are broadcast on the 16-station Oregon IMG Sports Network. Joey McMurry, in his first season, and Jerry Allen, in his 30th season, have the action. Oregon games can also be heard (on a game-to-game basis) on Sirius and XM satellite radio.

INTERNET COVERAGE FOR OREGON MBB

Live audio and stats will be available for all games on goducks.com. UO basketball representatives will make periodic appearances throughout the season on *Duck Insider*, a daily sports radio show webcast on goducks.com, hosted by Joey McMurry from 1-2 p.m. that features interviews with coaches and student-athletes.

OREGON'S 2017-18 RECORD WHEN ...

At home	11-3
On the road.....	3-2
Neutral site.....	1-2
Overtime games	1-0
vs. Top-25 team	1-1
Leading at the half	13-2
Behind at the half.....	1-5
Tied at the half.....	1-0
Game decided by 1-4 points.....	2-1
Game decided by 5-9 points.....	3-3
Game decided by 10-14 points.....	4-3
Game decided by 15 points or more.....	6-0
UO scores under 50 points.....	0-0
UO scores 50-59 points	0-1
UO scores 60-69 points	3-2
UO scores 70-79 points	4-2
UO scores 80-89 points	1-2
UO scores 90-99 points	5-0
UO scores 100+ points	2-0
Opponent scores 70 or more points	6-6
Opponent scores 60-69 points.....	5-1
Opponent scores 50-59 points.....	4-0
Opponent scores under 50 points	0-0
UO out-rebounds the opponent	12-1
UO is out-rebounded by opponents.....	2-5
Same number of rebounds.....	1-1
UO has more assists than opponents	13-3
UO has fewer assists than opponents.....	2-2
Same number of assists	0-2
UO has more steals than opponents.....	11-2
UO has fewer steals than opponents	3-4
Same number of steals.....	1-1
UO has more blocks than opponents	11-5
UO has fewer blocks than opponents.....	1-0
Same number of blocks	3-2
UO has a better shooting percentage	13-3
UO has a worse shooting percentage.....	2-4
Same shooting percentage	0-0
UO shoots 50 percent or better on FGs.....	7-0
UO shoots less than 50 percent on FGs.....	8-7
UO with more TOs than opponents.....	5-3
UO with fewer TOs than opponents.....	9-3
Same number of TOs.....	1-1
UO with more fouls than opponents	7-7
UO with fewer fouls than opponents.....	7-0
Same number of fouls	1-0
UO wearing white uniforms	7-2
UO wearing "Duck logo" white uniforms	1-0
UO wearing yellow uniform	0-1
UO wearing "Fighting Ducks" yellow uniforms.....	3-0
UO wearing green uniforms.....	1-0
UO wearing "Fighting Ducks" green uniforms....	1-2
UO wearing PK80 green uniforms.....	1-2
UO wearing black uniforms	1-0
UO in November games.....	5-2
UO in December games.....	6-2
UO in January games.....	3-3
UO in February games	1-0
UO in March games	0-0

NOTES

KEYS TO SUCCESS

Here's a look at the numbers that have led to success this year, and a couple where the Ducks have struggled. Oregon is:

- * 12-1 when outrebounding teams
- * 9-1 when holding teams below 70 points
- * 11-2 when having more steals
- * 13-3 when having more assists
- * 6-6 when allowing 70+ points
- * 7-7 when committing more fouls

VETS STEP UP

Over the last five games, Oregon's veteran players have stepped up. Sophomore **Payton Pritchard** is averaging 13.4 points and 6.0 assists in that span. Senior **Elijah Brown** is at 14.8 points per game and has made 14-of-14 free throws. Senior **McKYLE McIntosh** is at 13.8 points and a team-best 8.4 rebounds per game over the last five.

BROWN'S FREE THROW STREAK REACHES 39

Senior **Elijah Brown** has made 39 consecutive free throws, dating back to a miss on his first attempt versus Oklahoma on Nov. 26. He's closing in on the No. 2 mark in Pac-12 history - 49 by Stanford's Ryan Mendez in 2001. The all-time league mark is 62 by former Duck **Luke Ridnour** in 2002-03.

FREE BIRD!

Oregon leads the Pac-12 and ranks seventh nationally in free throw percentage (.781). **Elijah Brown** leads the Pac-12 in free throw percentage (.963) as eight Ducks are shooting 70 percent or better from the free throw line (four at 80 percent or better). Following Brown are **Victor Bailey Jr.** (.854), **Paul White** (.854), **Payton Pritchard** (.814), **MiKYLE McIntosh** (.758), **Troy Brown Jr.** (.750), **Roman Sorkin** (.778) and **Keith Smith** (.700).

ALL THE SMALL THINGS

The only returning starter from the 2017 NCAA Final Four team, **Payton Pritchard** has led the Ducks in scoring 17 times this season and in assists 14 times. What's more remarkable is that he ranks in the Pac-12's top 15 in eight different statistical categories: scoring, three-point field goal percentage, three-pointers per game, free throw percentage, assists, steals, assist-to-turnover ratio and minutes played.

BIG MAC ATTACK

MiKYLE McIntosh has reached double figures in points in five of the last six games, and has three double-doubles in that span. Jan. 18 versus USC, McIntosh scored 11 points with 10 rebounds, before going for 18 points against UCLA two days later. He set a career high with 13 rebounds Jan. 11 at Arizona State. He also scored 12 points in that game for his second double-double of the season. The transfer from Illinois State followed that with a season-high 20 points two days later at Arizona. Thursday at Cal, he had his third double-double in six games with 13 points and 11 rebounds.

FINISHING STRONG

Under coach **Dana Altman**, Oregon has a 46-17 record (.730) during the second half of Pac-12 play. That breaks down to 4-5 in 2011, 7-2 in 2012, 5-4 in 2013, 7-2 in 2014, 8-1 in 2015, 7-2 in 2016, 8-1 in 2017 and 0-0 in 2018. Only Arizona (49) has won more over the last seven seasons. The last four seasons, Oregon is undefeated after Valentine's Day (22-0) in Pac-12 Conference games (credit to Pac-12 Network's JB Long for that note).

Second Half of Pac-12 Play, 2011-18

Arizona	49-15	.765
Oregon	46-17	.730
UCLA	44-20	.688
California	36-28	.563
Utah	30-25*	.545
Colorado	29-26*	.527
Stanford	28-36	.438
Arizona State	27-37	.422
Washington	25-38	.397
USC	25-39	.391
Oregon State	23-40	.365
Washington State	16-47	.254

*joined Pac-12 in 2011-12

DUCKS IN THE POLLS

Week	AP	Coaches
Preseason	RV	RV
11-13	RV	No Poll
11-20	RV	RV
11-27	NR	NR
12-4	NR	NR
12-11	NR	NR
12-18	NR	NR
12-25	NR	NR
1-1	NR	NR
1-8	NR	NR
1-15	NR	NR
1-22	NR	NR
1-29	NR	NR

2017-18 HONORS

Troy Brown

Julius Erving Small Forward of the Year Watch List

UO CAREER COACHING VICTORIES

Rank	Wins	Coach	Years
1	235	Ernie Kent	1997-10
2	212	Howard Hobson	1935-47
3	202	Dana Altman	2010-
4	180	W.J. Reinhart	1923-35
5	179	Steve Belko	1956-71

SINGLE GAME BLOCKED SHOTS

Rank	Blks.	Player	Opponent	Date
1	9	Chris Boucher	Arkansas State	11-15-2015
2	8	Blair Rasmussen	Davidson	12-27-1984
	8	Jordan Bell	Arizona State	1-10-2015
	8	Jordan Bell	Kansas	3-25-2017
5	7	Chris Boucher	Arizona State	1-31-2016
6	6	Jordan Bell	Portland State	11-30-2014
	6	Chris Boucher	Utah	1-14-2016
	6	Chris Boucher	Colorado	2-4-2016
	6	Jordan Bell	Army	11-11-2016
	6	Kenny Wooten	Portland State	12-13-2017
	6	Kenny Wooten	Fresno State	12-16-2017

SEASON BLOCKED SHOTS

Rank	Blks.	Player	Games	Year
1	110	Chris Boucher	38	2015-16
2	94	Jordan Bell	35	2014-15
3	88	Jordan Bell	39	2016-17
4	79	Chris Boucher	31	2016-17
5	61	Kenny Wooten	22	2017-18
6	53	Jordan Bell	30	2015-16
7	51	Tony Woods	33	2011-12
8	42	Blair Rasmussen	29	1983-84
9	41	Bob Fife	28	1990-91
10	40	Tony Woods	37	2012-13

PAC-12 FRESHMAN SEASON BLOCKED SHOTS

Rank	Blks.	Player	Year
1	102	Jelani McCoy, UCLA	1996
2	94	Jordan Bell, ORE	2015
3	73	Robin Lopez, STAN	2007
4	69	Taj Gibson, USC	2007
	69	Eric Moreland, OSU	2012
6	63	Jakob Poeltl, UTAH	2015
7	61	Kenny Wooten, ORE	2018
8	59	Michael Stewart, CAL	1994
9	55	Mario Bennett, ASU	1992
	55	Marquese Chriss, WASH	2016

NOTES

FRESHMEN FACTOR

On what is arguably **Dana Altman's** youngest team at Oregon, the five freshmen - **Victor Bailey Jr., Troy Brown Jr., M.J. Cage, Abu Kigab** and **Kenny Wooten** - are accounting for more than a third of the team's production in several statistical categories. Led by Wooten, the most prolific category is blocked shots where the five freshmen account for 72 percent of the team's total blocks. Oregon's freshmen class is responsible for:

- * 72 percent of the team's blocks (3.6 blocks per game)
- * 41 percent of the team's rebounds (14.8 rebounds per game)
- * 40 percent of the team's steals (2.6 steals per game)
- * 38 percent of the team's minutes played (76.6 minutes per game)
- * 35 percent of the team's points (28.4 points per game)

DUCKS REACH 100 WINS AGAIN

Oregon's 96-82 win over Central Arkansas on Dec. 20 was the program's 100th win over the last four seasons. It marks the fourth straight time that the Ducks have registered 100 wins over a four-season span. Prior to **Dana Altman's** arrival, Oregon's best four-year win total was 94 from 1935-36 to 1938-39 (NCAA Champion Tall Firs).

BLOCK PARTY ON

Oregon lost the top two shot blockers in school history with the departures of **Jordan Bell** and **Chris Boucher** to the Golden State Warriors after the 2016-17 season. However, freshman **Kenny Wooten** is first in the Pac-12 and 14th nationally at 2.8 blocks per game. Through 22 games, Wooten has 61 blocked shots, which is fifth on the UO single-season list. He is also on the Pac-12 freshman blocks list, where he ranks seventh. Wooten joined UO single-season record holder **Chris Boucher** as the only players in program history with 6 or more blocks in back-to-back games. Wooten had six blocks against both Portland State and Fresno State. Boucher had 7 versus Arizona State and 6 against Colorado in back-to-back games in 2016. Oregon is third in the Pac-12 and ranks 29th nationally at 5.0 blocks per game.

IN THE GENES

Oregon has a number of players with unique family connections. There are a couple with ties to the NBA, another with an Olympic medalist for a parent, and an interesting connection to one of the best soccer programs in the Pacific Northwest.

Player	Relative	Noteworthy
Victor Bailey Jr.	Tonja Buford Bailey (mom)	Olympic 400 hurdle bronze medalist (1996, Atlanta)
	Victor Bailey (dad)	NFL WR for Philadelphia and Kansas City
Elijah Brown	Mike Brown (dad)	Asst. head coach of Golden State; former head coach of Cleveland
M.J. Cage	Michael Cage (dad)	Led NBA in rebounding in 1988 (Clippers), 15 years in the NBA
Will Johnson	Kris Johnson (dad)	Won 1995 NCAA title with UCLA
	Marques Johnson (grandfather)	Won 1975 NCAA title with UCLA; 10 years in the NBA
Keith Smith	Cliff McCrath (grandfather)	Coached Seattle Pacific to 5 NCAA D-II men's soccer titles

WHITE NOISE

Paul White returned to the lineup Dec. 31 versus Colorado after missing two games due to concussion protocol stemming from an elbow to the head during the Dec. 16 win at Fresno State. He matched his career high with 17 points off the bench last Saturday against Oregon State. He had one of his best games of the season Jan. 5 at Oregon State, scoring 16 points with six rebounds, five assists and two steals. White had 14 points Jan. 18 against USC.

NEAR TRIPLE-DOUBLE

Dec. 13 against Portland State, **Troy Brown Jr.** just missed his first career triple-double as a Duck with 10 points, 10 rebounds and nine assists. It was his third straight double-double. The last Duck to do that was current Golden State Warrior **Jordan Bell**, who had double-doubles in his final three games in an Oregon uniform. Brown had 17 points, six rebounds and five assists in the Jan. 20 win over UCLA.

DUCKS SIGN NATION'S TOP RECRUITING CLASS FOR 2018-19

With the signing of five-star C **Bol Bol**, Oregon has the nation's No. 2 recruiting class for 2018. Bol, the son of the late Manute Bol, joins five-star F **Louis King**, four-star F **Miles Norris** and four-star G **Will Richardson**. It is Oregon's third straight top-12 recruiting class.

NATIONAL RANKINGS - TEAM

Oregon leads the Pac-12 in free throw percentage and field goal percentage defense, and is among the top 50 nationally in scoring and blocks.

	Stat	NCAA Rank	Pac-12 Rank
Scoring Offense	80.0 ppg	50	4
Scoring Defense	71.1 ppg		4
Scoring Margin	+9.0		3
FG Pct.	.470		2
FG Pct. Defense	.410	43	1
3FG Pct.	.354		7
3FG Pct. Defense	.335		2
3FG Per Game	9.0 pg		4
FT Pct.	.781	7	1
Rebounds	36.0 rpg		6
Rebound Margin	+4.0		3
Assists	15.7 apg		3
Blocks	5.0 bpg	29	2
Steals	6.5 spg		4
Turnover Margin	+0.5		4
Assist-to-TO Ratio	1.2-to-1		5

NATIONAL RANKINGS - INDIVIDUAL

Elijah Brown leads the Pac-12 in free throw shooting. **Kenny Wooten** leads the Pac-12 in blocked shots.

	Stat	NCAA Rank	Pac-12 Rank
Payton Pritchard			
Scoring	14.8 ppg		14
3 FG Per Game	2.3		9
3 FG Pct.	.410		12
FT Pct.	.814		11
Assists	4.6 apg		7
Steals	1.5 spg		5
Assist-to-TO	1.8-to-1		8
Minutes Played	34.6 mpg		7
Troy Brown Jr.			
Rebounding	6.6 rpg		15
Steals	1.3 spg		12
Assist-to-TO	1.4-to-1		15
Elijah Brown			
Scoring	13.6 ppg		22
3 FG Per Game	2.5		4
FT Pct.	.963		1
Kenny Wooten			
Blocks	2.8 bpg	14	1
MiKale McIntosh			
Rebounding	6.5 rpg		16
Paul White			
FT Pct.	.854		5

PAC-12 CONSECUTIVE FREE THROWS MADE

Rank	FT	Player
1	62	Luke Ridnour, ORE
2	49	Ryan Mendez, STAN
3	43	Darren Collison, UCLA
4	41	David Bluthenthal, USC
5	40	Todd Lichti, STAN
	40	John Greig, ORE
7	39	Elijah Brown, ORE
	39	Salim Stoudamire, ARIZ

NOTES

DUCK FRESHMEN NO. 12 RECRUITING CLASS FOR 2017-18

Head coach **Dana Altman** landed a second-straight top-12 recruiting class in 2017 in the team's current freshmen - **Victor Bailey Jr., Troy Brown Jr., Abu Kigab** and **Kenny Wooten**. The group was ranked as the No. 12 class in the nation by ESPN. Oregon's 2017 signees - current sophomores **Payton Pritchard** and **Keith Smith** and RS-freshman **M.J. Cage** - were ranked 13th by 247Sports.com, which listed last year's Duck class at No. 12.

ALTMAN REACHES 600 WINS

By defeating Alabama State on Nov. 17, **Dana Altman** became the 34th NCAA Division I coach to reach 600 career wins all-time. He is just the 10th active coach with 600 wins. Jan. 20 versus UCLA, Altman passed former Lamar, Oklahoma and TCU coach Billy Tubbs for 33rd all-time.

Active Coaches with 600 Career NCAA Division I Wins (as of Feb. 1, 2018)

1089	Mike Krzyzewski, Duke*
916	Jim Boeheim, Syracuse*
831	Roy Williams, North Carolina*
762	Bob Huggins, West Virginia
746	Cliff Ellis, Coastal Carolina
711	John Calipari, Kentucky*
650	Rick Barnes, Tennessee
641	Bill Self, Kansas*
617	Lon Kruger, Oklahoma
612	Dana Altman, Oregon

* member of the Hall of Fame

NCAA Division I Career Wins (As of Feb. 1, 2018)

Rank	Wins	Coach
29	634	Hugh Durham (Florida State, Georgia, Jacksonville)
	634	Norm Sloan (Presbyterian, The Citadel, Florida, North Carolina State)
31	620	Stew Morrill (Montana, Colorado State, Utah State)
32	617	Lon Kruger+ (UTRGV, Kansas State, Florida, Illinois, UNLV, Oklahoma)
33	612	Dana Altman+ (Marshall, Kansas State, Creighton, Oregon)
34	609	Billy Tubbs (Lamar, Oklahoma, TCU)
35	599	Slats Gill (Oregon State)

+ active

FOR THE DEFENSE

Under **Dana Altman**, Oregon is 135-15 when holding opponents under 70 points, including a 103-7 mark the last six seasons.

HEY MAN, NICE SHOT

Oregon has made at least one three-point field goal in 696 consecutive games. The Ducks' last game without a three-pointer was Feb. 6, 1997, versus Washington. Ironically, the Ducks held an opponent without a three-pointer for the first time in 10 seasons when Cal went 0-for-12 from three-point range on Jan. 6, 2016.

20 CONSECUTIVE WINNING SEASONS

Dana Altman is one of six active head coaches in NCAA Division I who have posted a winning record for the last 20 consecutive seasons (the other five are in the Hall of Fame). For Altman, that streak runs from the 1997-98 season through 2016-17, and covers his final 13 seasons at Creighton and his first seven in Eugene.

Active 20-plus Consecutive Winning Seasons as a Head Coach

- 41 *Jim Boeheim - Syracuse, 1976-77 - 2016-17
- 35 *Mike Krzyzewski - Duke, 1983-84 - 2017-18+
- 29 *Roy Williams - Kansas, North Carolina, 1988-89 - 2016-17
- 23 *Bill Self - Oral Roberts, Tulsa, Illinois, Kansas, 1995-96 - 2017-18
- 22 *Tom Izzo - Michigan State, 1996-97 - 2017-18

6. 20 Dana Altman - Creighton, Oregon, 1997-98 - 2016-17

* member of the Hall of Fame

+ During the '94-95 season, Krzyzewski coached the team to a 9-3 record before taking a leave of absence to recover from back surgery.

NOTES

"O" CANADA

The Ducks have two players on the current team from Canada: **Abu Kigab** and **MiKyle McIntosh**. They are the latest in a recent line of Ducks, many from the Toronto area, to hail from the Great White North. The northern flock:

- * Olu Ashaolu (Toronto, 2012)
- * Devoe Joseph (Toronto, 2012)
- * Richard Amardi (Toronto, 2014)
- * Jason Calliste (Scarborough, Ont., 2014)
- * Dillon Brooks (Mississauga, Ont., 2015-17)
- * Chris Boucher (Montreal, 2016-17)
- * Dylan Ennis (Brampton, Ont., 2016-17)
- * Abu Kigab (St. Catharines, Ont., 2018-)
- * MiKyle McIntosh (Pickering, Ont., 2018)

3-, 4-, 5-, 6- AND 7-YEAR WIN RECORDS SET

Oregon continued to extend the school records for the most wins over several periods. The 2016-17 squad extended the school record for wins over a seven-year period to 187, as well as six years (166), five years (142), four years (114) and three years (90).

IN THE POLLS

Dating back to the 2015-16 season, Oregon was ranked in the Associated Press Top 25 for a school-record 27 consecutive weeks. That streak came to an end in the 2017-18 preseason poll, in which the Ducks were among teams also receiving votes.

NBA NOTES

For the first time since 1971, three Oregon players were selected in the annual NBA Draft: **Jordan Bell** (No. 38, Chicago Bulls/traded to Golden State), **Tyler Dorsey** (No. 41, Atlanta Hawks) and **Dillon Brooks** (No. 45, Houston Rockets/traded to Memphis). Additionally, **Chris Boucher** signed a two-way free agent contract with the Warriors, and **Dylan Ennis** is playing professionally overseas.

NBA ROSTER RECORD

With the three draft choices making their respective opening night rosters, as well as veterans **Aaron Brooks** (Minnesota) and **Joseph Young** (Indiana), 2017-18 marks the first time that Oregon has five players playing in the NBA in the same season. The previous high was four in 2008 - **Luke Ridnour** (Seattle), **Fred Jones** (New York), **Luke Jackson** (Miami) and Brooks (Houston).

NEW VOICES

Joey McMurry has taken over play-by-play duties for the 2017-18 men's basketball schedule as long-time play-by-play announcer **Jerry Allen** moved to the role of analyst for home men's basketball games. Allen, who is in his 30th year with Oregon, will continue as the play-by-play announcer for all Duck football games, in addition to his roles with the Duck Insider program and weekly IMG coaches' shows. McMurry has been Oregon baseball's play-by-play announcer for the last three seasons.

DONATION TO WILDFIRE FUND TOPS \$20,000

Thanks to contributions from fans, the Lucky Duck Foundation and Timber Products Company, Oregon raised more than \$20,000 for the American Red Cross Oregon Wildfire Fund. Oregon's basketball team played an NCAA-sanctioned charity exhibition on Oct. 28. A total of \$17,465 was raised by fans attending the exhibition, where the men defeated Idaho 81-57. Game sponsors Lucky Duck Foundation, founded by UO benefactors Pat and Stephanie Kilkenny, and Timber Products Company covered the cost of the exhibition through their contributions, and as a result, the American Red Cross Oregon Wildfire Fund will be receiving more than \$20,000 to help bring relief to those affected by the catastrophic wildfires that impacted the State

NOTES

of Oregon this summer. "I want to say thank you to all our fans who donated to this cause that will really make a difference right here in the State of Oregon," said head coach **Dana Altman**. "And this wouldn't have been possible without our game sponsors." To donate to the American Red Cross, visit www.redcross.org.

OREGON NETS SEVENTH STRAIGHT WINNING SEASON

The Ducks secured their seventh straight winning season in 2016-17. It was just the third time in school history that Oregon has strung together seven or more consecutive winning seasons, and the first such occasion in 77 years. The Ducks last had seven winning seasons in a row from 1934-40 for coaches **William Reinhart** and **Howard Hobson**. The program record is 10 consecutive seasons from 1923-32 under **George Bohler** and Reinhart.

FORMER S-A PHIL KNIGHT PLEDGES \$500 MILLION FOR SCIENCE

UO graduate and former track and field student-athlete Phil Knight, the co-founder of Nike, and his wife Penny made a half-a-billion dollar commitment to scientific research at the University of Oregon in October. It is the largest gift ever bestowed to a public university. "This act of philanthropy from Penny and Phil Knight is breathtaking," said University of Oregon President Michael Schill. "This is a seminal moment for the University of Oregon, an inflection point that will shape the trajectory of the university and this state for the next century and beyond." The Knight's \$500 million donation will fund the construction of a new science complex on the Eugene campus. Research at the new site will focus on life sciences such as biology, microbiology, biochemistry and other disciplines. "While not without risk, we believe the expected societal returns from such investments are high," said Knight. "And here at home in Oregon, we believe the potential to arm our talented young people with the skills and tools they will need to have a lasting impact on the world and to pursue rewarding careers makes such investments essential."

30 WINS, NCAA TOURNAMENT HIGHLIGHT 2016-17 SEASON

With a program record-setting 33rd victory over Kansas in the Midwest Regional final, Oregon, North Carolina, Kansas and Villanova were the only four teams in the nation to have won 30 games each of the last two seasons. Overall, it was just the third 30-win season for the Ducks, joining 2015-16 (31) and 1944-45 (30). There were only 12 teams in the nation with 30-plus wins in 2016-17, three of which (Oregon, Arizona, UCLA) were in the Pac-12. The Ducks are one of just five teams to have won a game in each of the last five NCAA Tournaments. The other teams are Gonzaga, Kansas, North Carolina and Wichita State.

Other Milestones

- * First Final Four since 1939.
- * 5 straight NCAA Tournament appearances.
- * Back-to-back Elite Eight appearances.
- * 16 conference wins is the most in UO history.
- * Second straight undefeated season at home (17-0).
- * Seventh straight 20-win season.
- * Seventh straight winning season for the first time in 77 years.
- * Program-record 187 wins over seven seasons.
- * Final ranking of No. 3 (USA Today) is the program's highest ever.

ALTMAN JOINS RARE PAC-12 CLUB

In 2015-16, **Dana Altman** became just the third coach in league history to win Coach of the Year honors in back-to-back seasons joining Stanford's Mike Montgomery (2003, 2004) and Arizona's Lute Olson (1988, 1989 and 1993, 1994). Altman trails only Olson (seven) and Montgomery (four) for career conference coach of the year awards.

MATTHEW KNIGHT ARENA

MATT ARENA RECORDS

TEAM

Scoring.....	128 vs. Savannah State, 12-3-2016
Scoring, One Half.....	70 vs. Savannah State, 12-3-2016
Scoring, Two Teams.....	205, Oregon (108) vs. Iowa (97), 3-18-2012
Scoring, Two Teams, One Half.....	110, Oregon (66) vs. Western Carolina (44), 11-13-2013
Field Goals Made.....	54 vs. Savannah State, 12-3-2016
Field Goal Attempts.....	90 vs. Savannah State, 12-3-2016
Field Goal Percentage.....	.653 (32-49) vs. Western Carolina, 11-13-2013
3-Point Field Goals Made.....	16 vs. Arizona, 2-4-2017;
.....	16 vs. Colorado, 2-18-2017
3-Point Field Goal Attempts.....	50 by Savannah State, 12-3-2016
.....	(Oregon Record: 35 vs. Savannah State, 12-3-2016)
3-Point Field Goal Percentage.....	.692 (9-13) vs. UCLA, 1-24-2015
Free Throws Made.....	35 vs. Western Carolina, 11-13-2013
Free Throw Attempts.....	47 vs. vs. Western Carolina, 11-13-2013
Free Throw Percentage.....	1.000 (14-14) by Valparaiso, 11-17-2016
.....	(Oregon Record: 1.000 (11-11) vs. USC, 1-18-2018
Rebounds.....	67 vs. Savannah State, 12-3-2016
Fouls.....	34 by Western Carolina, 11-13-2013
.....	(Oregon Record: 26 vs. Oregon State, 1-29-2012; vs. Arizona State, 1-10-2015)
Fouls, Two Teams.....	53, Oregon (19) vs. Western Carolina (34), 11-13-2013
Assists.....	36 vs. Savannah State, 12-3-2016
Turnovers.....	24, 4 times (last vs. Washington, 1-26-2013)
Blocks.....	13 vs. Arkansas State, 11-25-2015;
.....	vs. Army, 11-10-2016
Steals.....	16 vs. USC, 2-1-2014
Winning Streak.....	46 games, 1-10-2015 vs. Arizona State to 11-19-2017 vs. Ball State

INDIVIDUAL

Scoring.....	36, Joseph Young vs. Western Carolina, 11-13-2013
Field Goals Made.....	13, Tyler Haws, Brigham Young, 12-21-2013
.....	(Oregon Record: 12, Joseph Young vs. Washington, 2-4-2014;
.....	12, Dillon Brooks vs. Valparaiso, 11-22-2015;
.....	12, Dillon Brooks vs. Utah, 2-7-2016;
.....	12 Tyler Dorsey vs. Savannah State, 12-3-2016)
Field Goal Attempts.....	25, Troy Huff, North Dakota, 11-30-2013
.....	(Oregon Record: 24, Dillon Brooks vs. Valparaiso, 11-22-2015)
Field Goal Percentage (Min. 7 att.)....	1.000 (8-8), Kenny Wooten vs. Portland State, 12-13-2017
3-Point Field Goals Made.....	8, Travis Hammonds, Long Beach State, 12-18-2015;
.....	8, Jordan Howard, Central Arkansas, 12-20-2017
.....	(Oregon Record: 6, Jay-R Strowbridge vs. Oregon State, 2-19-2011;
.....	6, Johnathan Loyd vs. Texas-El Paso, 11-29-2011;
.....	6, Joseph Young vs. Coppin State, 11-14-2014);
.....	6, Tyler Dorsey vs. Arizona, 2-4-2017)
3-Point Field Goal Attempts.....	14, Scott Bamforth, Weber State, 3-16-2011
.....	(Oregon Record: 12, Joseph Young vs. Detroit, 11-17-2014;
.....	12, Joseph Young vs. USC, 1-22-2015; 12 Elijah Brown vs. Portland State, 12-13-2017)
3-Point Field Goal Percentage (Min. 5 att.).....	1.000 (6-6), Tyler Dorsey vs. Arizona, 2-4-2017
Free Throws Made.....	16, E.J. Singler vs. UCLA, 1-21-2012;
.....	16, Joseph Young vs. California 1-9-14
Free Throw Attempts.....	17, E.J. Singler vs. UCLA, 1-21-2012
.....	17, Joseph Young vs. California 1-9-14
Free Throw Percentage.....	1.000 (13-13), Jason Calliste vs. Brigham Young, 12-21-2013
Rebounds.....	19, Chris Boucher vs. Montana, 12-13-2016
Assists.....	13, Johnathan Loyd vs. Pacific, 11-29-2013;
.....	13, Malcolm Armstead vs. Oregon State, 2-19-2011;
.....	13, Payton Pritchard vs. Savannah State, 12-3-2016
Turnovers.....	9, Kyle Anderson, UCLA, 1-31-2014;
.....	(Oregon Record: 7, E.J. Singler vs. Washington, 1-26-2013;
.....	7, E.J. Singler vs. Nevada, 12-31-2012)
Blocks.....	9, Chris Boucher vs. Arkansas State, 11-25-2015
Steals.....	6, Joseph Young vs. USC, 2-1-2014

(Oregon Best in Parentheses)

HOME COURT ADVANTAGE

The Ducks are 121-16 (.883) all-time at Matthew Knight Arena since the building opened in 2011.

PAC-12 AT MKA

The Ducks are 53-13 (.803) in Pac-12 games at Matthew Knight Arena. Three teams have yet to register a win at the seven year-old arena: Washington (0-6), Washington State (0-6) and Arizona State (0-4). Oregon State is 1-7, USC is 1-6, Utah and Colorado are 1-5, Arizona is 1-3, UCLA is 2-5 and Stanford is 2-4. The only Pac-12 opponent with a winning record at MKA is California (4-2).

NATION'S LONGEST ACTIVE HOME WIN STREAK ENDS AT 46 GAMES

Oregon's school record winning streak at Matthew Knight Arena came to an end at 46 games on a half-court buzzer beater by Boise State on Dec. 1.

At the time, it was the longest home winning streak in the nation. Two of Oregon's four longest home winning streaks have come under **Dana Altman**.

Streak	First Win	Last Win	Ended
46 games	1/10/2015	11/19/2017	12/1/2017
	Arizona State	Ball State	Boise State
23 games	11/15/2001	12/28/2002	Arizona
	Alabama State	UC Riverside	1/2/2003
23 games	2/13/1937	1/6/1939	1/7/1939
	Idaho	Washington State	Washington State
20 games	2/9/2012	1/26/2013	2/2/2013
	Washington	Washington	Colorado

IT'S NOT EASY BEING GREEN

Matthew Knight Arena was selected as one of the nation's 11 greenest college basketball arenas by LawnStarter. Opened in 2011, MKA received LEED Gold certification: Gold. Among the green features cited by LawnStarter were a 50 percent reduction in water use for landscaping, water use for the building as a whole reduced by 30 percent, and indoor air quality was enhanced with low-emitting construction materials like carpet, paint, wood and sealants.

RECORD ATTENDANCE AT MATTHEW KNIGHT ARENA

Oregon had its best home attendance figures in 39 seasons in 2016-17. The Ducks averaged 9,895 fans per home game (17 home games), which was the program's highest since averaging 9,984 in 1977-78. The 2016-17 season average was higher than the final capacity at McArthur Court (9,087). The Ducks also had seven sellouts in season seven at MKA, which matched the total number sellouts in the arena's first six seasons.

NON-CONFERENCE RECORD AT MKA

The Ducks are 68-3 (.958) all-time in non-conference games at Matthew Knight Arena. The three non-conference teams to defeat Oregon at MKA are Virginia (67-54, Dec. 18, 2011), Mississippi (79-73, Dec. 7, 2014) and Boise State (73-70, Dec. 1, 2017). UO won 28 non-conference games in a row at MKA between the Virginia and Ole Miss losses.

HOME OPENERS

After defeating Coppin State to open the 2017-18 season, the Ducks have now won 20 straight home openers. Oregon last dropped a home opener at the beginning of the 1997-98 season, 56-54 to Portland State.

DOUBLE-DOUBLES

	PTS	REB
MiKyle McIntosh (Season - 4; Career - 6)		
Connecticut (11-23-17)	10	11
Arizona State (1-11-18)	12	13
USC (1-18-18)	11	10
California (2-1-18)	13	11
Troy Brown Jr. (Season - 3; Career - 3)		
Colorado State (12-8-17)	12	10
Texas Southern (12-11-17)	10	12
Portland State (12-13-17)	10	10
Kenny Wooten (Season - 2; Career - 2)		
Alabama State (11-17-17)	19	13
Fresno State (12-16-17)	13	10
Elijah Brown (Season - 0; Career - 3)		

DUCKS PICKED FOURTH IN PAC-12 POLL

Though the Ducks return just one player from the regular rotation who helped the team reach last season's Final Four, the UO men were picked to finish fourth in the Pac-12 preseason poll, in a vote of conference media. Arizona was a near unanimous choice as the Pac-12 favorite, with 22 of 23 first-place votes. The Ducks have exceeded their preseason rank in all but one of Dana Altman's seven seasons at Oregon. The outlier was last year when the Ducks were slated for a Pac-12 Championship (and met those expectations).

	Team (First Place Votes)	Points
1.	Arizona (22)	273
2.	USC (1)	251
3.	UCLA	223
4.	OREGON	203
5.	Stanford	182
6.	Arizona State	146
7.	Utah	129
8.	Oregon State	125
9.	Colorado	112
10.	Washington	71
11.	California	46
12.	Washington State	33

STARTING LINEUPS**2017-18 STARTING LINEUPS**

Opponent (W/L)	G	G	G/F	F	F
Coppin State (W)	Pritchard	E. Brown	T. Brown	McIntosh	Sorkin
Prairie View A&M (W)	Pritchard	E. Brown	T. Brown	McIntosh	Sorkin
Alabama State (W)	Pritchard	E. Brown	T. Brown	McIntosh	White
Ball State (W)	Pritchard	Smith	T. Brown	McIntosh	White
vs. Connecticut (L)	Pritchard	E. Brown	T. Brown	McIntosh	White
vs. DePaul (W)	Pritchard	E. Brown	T. Brown	McIntosh	White
vs. Oklahoma (L)	Pritchard	E. Brown	T. Brown	McIntosh	White
Boise State (L)	Pritchard	E. Brown	Smith	McIntosh	White
Colorado State (W)	Pritchard	E. Brown	T. Brown	McIntosh	White
Texas Southern (W)	Pritchard	E. Brown	T. Brown	McIntosh	White
Portland State (W)	Pritchard	E. Brown	T. Brown	McIntosh	White
at Fresno State (W)	Pritchard	E. Brown	T. Brown	McIntosh	White
Central Arkansas (W)	Pritchard	E. Brown	T. Brown	McIntosh	Wooten
Utah (L)	Pritchard	E. Brown	T. Brown	McIntosh	Wooten
Colorado (W)	Pritchard	E. Brown	T. Brown	McIntosh	Wooten
at Oregon State (L)	Pritchard	E. Brown	T. Brown	McIntosh	Wooten
at Arizona State (W)	Pritchard	E. Brown	T. Brown	McIntosh	Wooten
at Arizona (L)	Pritchard	E. Brown	T. Brown	McIntosh	Wooten
USC (L)	Pritchard	E. Brown	T. Brown	McIntosh	Wooten
UCLA (W)	Pritchard	E. Brown	T. Brown	McIntosh	Wooten
Oregon State (W)	Pritchard	E. Brown	T. Brown	McIntosh	Wooten
at California (W)	Pritchard	E. Brown	T. Brown	McIntosh	Wooten

Number of different lineups: 5

Record with different lineups (sorted by most starts):

6-4	Pritchard, E. Brown, T. Brown, McIntosh, Wooten
6-2	Pritchard, E. Brown, T. Brown, McIntosh, White
2-0	Pritchard, E. Brown, T. Brown, McIntosh, Sorkin
1-0	Pritchard, Smith, T. Brown, McIntosh, White
0-1	Pritchard, E. Brown, Smith, McIntosh, White

Career starts at UO: Pritchard 57, McIntosh 22, E. Brown 21, T. Brown 21, White 10, Wooten 10, Sorkin 2, Smith 2

Consecutive starts at UO: Pritchard 57

TEAM WINS (Bold = all wins came under Altman)

MOST TEAM WINS, EIGHT-SEASON SPAN

Seasons	Wins
2009-17	203
2010-18	202
2008-16	178
1999-07	169
2007-15	165
1933-41	164

MOST TEAM WINS, SEVEN-SEASON SPAN

Seasons	Wins
2010-17	187
2011-18	181
2009-16	170
1934-41	147
2000-07	147
2008-15	147

MOST TEAM WINS, SIX-SEASON SPAN

Seasons	Wins
2011-17	166
2012-18	157
2010-16	154
2009-15	139
1935-41	131

MOST TEAM WINS, FIVE-SEASON SPAN

Seasons	Wins
2012-17	142
2011-16	133
2013-18	129
2010-15	123
1935-40	113
2009-14	113

MOST TEAM WINS, FOUR-SEASON SPAN

Seasons	Wins
2013-17	114
2012-16	109
2014-18	105
2011-15	102
2010-14	97
1935-39	94

MOST TEAM WINS, THREE-SEASON SPAN

Seasons	Wins
2014-17	90
2013-16	81
2015-18	79
2012-15	78
2011-14	76
1936-39	74

2018 RECRUITING CLASS

DUCKS SIGN NATION'S TOP RECRUITING CLASS

Five-star center Bol Bol signed a National Letter of Intent with Oregon to cap Oregon's 2018 recruiting class. Rated as the No. 3 overall player nationally by 247Sports.com and No. 4 by ESPN, the Kansas City, Mo., native became the highest-ranked player to ever sign with Oregon. Building on the strength of last year's Final Four run and back-to-back Pac-12 championships and NCAA Elite Eight appearances, the Ducks have signed the nation's top-ranked recruiting class according to 247Sports.com, as well as the No. 2 class nationally by ESPN. Bol will join forward Louis King (No. 16 overall, 247Sports), guard Will Richardson (No. 38 overall, ESPN) and Miles Norris (No. 58 overall, ESPN) to give Oregon four players in the national top 60. "They are student-athletes who our fans are going to enjoy getting to know both on and off the court," said head coach Dana Altman. "I think they will fit in really well with our current team." Prior to Bol, Oregon's highest signee was Malik Hairston, who was ranked No. 7 overall. The Ducks have now signed three of the top four highest-ranked players in school history in the last two seasons in Bol, King and current freshman Troy Brown Jr. Oregon's previous high national class ranking of No. 12 came just last year when the Ducks signed Brown Jr., Victor Bailey Jr., Abu Kigab and Kenny Wooten. The Ducks' 2004 class, that included Hairston, Maarty Leunen, Chamberlain Oguchi and Bryce Taylor, was 14th nationally.

BOL BOL, C, 7-2, KANSAS CITY, MO. (FINDLAY PREP)

Five-star recruit with a scout grade of 95 according to ESPN ... Listed as the No. 3 recruit in the nation by 247Sport.com's composite rating ... Ranked fourth in ESPN's top 100 for the class of 2018 ... Listed as the No. 1 center in the nation by both ESPN and 247Sports.com ... Participant in the 2017 USA Men's Junior National Team minicamp in October ... One of 16 finalists for the 2017 Men's U19 World Cup Team ... Played for Cal Supreme on the 2017 Nike EYBL circuit averaging 24.1 points, 10 rebounds, and 4.5 blocks per game ... Earned MVP honors for the Nike EYBL regular season by D1 Circuit ... Spent his freshman and sophomore seasons at Bishop Miege High School in Roeland Park, Kan., before transferring to Mater Dei High School ... Earned class 4A-I first-team honors as a sophomore at Bishop Miege ... Led Bishop Miege to a 22-win season and a class 4A-Division I state championship as a sophomore ... Averaged 16.5 points, 8.6 rebounds, and 2.9 blocks per game for Mater Dei as a junior ... Led Mater Dei to a 33-win season as well as a CIF runner-up finish ... Will complete his senior year of high school at Findlay Prep in Las Vegas ... Mother is Ajoke Deng ... Father is the late Manute Bol, the former NBA center who played with the Golden State Warriors and Philadelphia 76ers, among other teams.

LOUIS KING, F, 6-8, 195, BURLINGTON, N.J. (HUDSON CATHOLIC HIGH SCHOOL)

King was recently named to the 2017-18 Naismith Boys High School Watch List ... A five-star recruit with a scout grade of 91 according to ESPN ... Listed as the No. 18 recruit in the nation by 247Sports.com, and the fifth-best small forward ... Ranked No. 21 overall by ESPN, and as the sixth-best small forward in the 2018 recruiting class ... Member of the 2017 USA Men's U19 World Cup team where he averaged 6.1 points, 4.4 rebounds, and 2.2 assists per game ... Averaged 13.3 points and 5.6 rebounds per game for Hudson Catholic High School in his junior season ... Led Hudson Catholic to a 26-4 record and a NJSIAA Non-Public B final appearance as a junior ... Played for Team Final on the Nike EYBL circuit in the summer where he averaged 17.6 points and 6.8 rebounds per game ... Scored 25 points or more in five Nike EYBL circuit games ... Earned Nike EYBL all-Atlanta third team honors.

MILES NORRIS, PF, 6-10, 185, CHULA VISTA, CALIF. (BREWSTER ACADEMY)

A four-star recruit with a scout grade of 87 by ESPN ... Ranked 48th in ESPN's top 60 for the class of 2018 ... Listed as the No. 73 player nationally and the 19th-best power forward by 247Sports.com ... The No. 3 power forward of the 2018 class to come out of California and the west region as a whole ... Spent his freshman and sophomore seasons at Mater Dei Catholic High School ... Compiled 786 points, 572 rebounds, 102 assists, and 137 steals during his time at Mater Dei ... Selected as the Metro Mesa League freshman of the year ... Was named to the All-Metro Mesa League first team both his freshman and sophomore years ... Earned Cal-Hi Sports California all-sophomore first team and all-freshman first team ... Was also named All-California Southern Section first team during his freshman and sophomore year ... Earned the title of Metro Mesa all-league player his sophomore year ... During his sophomore year he was also named to the California Interscholastic Federation All-San Diego Section first team ... In 2015-16, helped lead Mater Dei to a league championship and the CIF San Diego Section Semifinals ... Transferred to Helix High School for his junior season ... Contributed to Helix's 31-win season ... Led Helix to the Division IV CIF state championship game where he recorded 11 points and 10 rebounds ... Attending Brewster Academy for his senior season ... Participated in the 2016 USA U17 world championship team training camp.

WILL RICHARDSON, G, 6-4, 170, HINESVILLE, GA. (OAK HILL ACADEMY)

Four-star recruit with a scout grade of 88 according to ESPN ... Ranked as the No. 38 recruit in ESPN's top 100 ... Listed as the ninth-best point guard in the class of 2018 according to ESPN ... Slotted as the 47th-best player overall player by 247Sports.com, and the No. 7 shooting guard ... Spent his first three prep seasons at Liberty County High School in Hinesville, Ga., before transferring to Oak Hill Academy in Mouth of Wilson, Va., for his senior year ... Averaged 31.4 points, 8.6 rebounds and 5.3 assist per game during his junior season for Liberty County ... As a sophomore, averaged 13.2 points 5.3 rebounds and 3.3 assists per game ... Helped lead Liberty County to the Class 4A state title as a sophomore ... Named the Region 2-3A player of the year and earned first-team honors by the Atlanta Journal-Constitution his junior year ... Competed in the 2017 Nike EYBL Circuit for E1T1 United where he averaged 12.2 points, 5.3 rebounds and 3.1 assists per game ... Played in the Nike Peach Jam where he hit a game-winner against Team Melo to keep his team undefeated in pool play ... Averaged 16.8 points, 4.8 rebounds and 5.8 assists per game at the Nike Peach Jam for E1T1 United.

THE LAST TIME

Team

Scored 100+ pts..... 114, vs. Alabama State (11-17-17)
 Scored 115+ pts.....*128, vs. Savannah State (12-3-16)
 Held opponent under 50 pts..... 43, vs. Oregon State (1-14-17)
 Held opponent under 40 pts.....38, vs. Nebraska (12-15-12)
 Won by 20+ pts.....30 (95-65), vs. Colorado State (12-8-7)
 Won by 30+ pts.....30 (95-65), vs. Colorado State (12-8-7)
 Won by 31+ pts.....58 (114-56), vs. Alabama State (11-17-17)
 Won by 40+ pts.....58 (114-56), vs. Alabama State (11-17-17)
 Won by 50+ pts.....58 (114-56), vs. Alabama State (11-17-17)
 Won by 60+ pts..... 69 (128-59), vs. Savannah State (12-3-16)
 Made 50%+ FG..... 55.3% at California (2-1-18)
 Made 60%+ FG.....62.1% vs. Central Arkansas (12-20-17)
 Made 62.2%+ FG..... 62.5% vs. Alabama State(11-17-17)
 Made 65%+ FG..... 65.2% vs. Arizona (2-4-17)
 Held opponent under 35%..... 33.3% at California (2-1-18)
 Held opponent under 30%..... 28.1% vs. Coppin State (11-10-17)
 Made 55%+ 3-pt. FGs.....60.0% (12-of-20), vs. Central Arkansas (12-20-17)
 Made 62%+ 3-pt. FGs..... 62.5% (15-of-24), vs. Alabama State (11-17-17)
 Made 69%+ 3-pt. FGs..... 69.2% (9-of-13), vs. UCLA (1-24-15)
 Made 70%+ 3-pt. FGs.....72.7% (8-of-11), vs. Saint Louis (3-23-13)
 Held opponent under 30% 3-pt..... 23.5% (4-of-17), at California (2-1-18)
 Held opponent under 20% 3-pt..... 17.6% (3-of-17), vs. Oregon State (1-27-18)
 Held opponent under 10% 3-pt..... 0.0% (0-of-12), vs. California (1-6-16)
 Made 10+ 3-pt FGs..... 10-of-27, vs. Utah (12-29-17)
 Made 11+ 3-pt FGs..... 12-of-20, vs. Central Arkansas (12-20-17)
 Made 13+ 3-pt FGs..... 15-of-39, vs. DePaul (11-24-17)
 Made 16+ 3-pt FGs..... 16-of-29, vs. Colorado (2-18-17)
 Made 17+ 3-pt FGs.....*18-of-31, at California (2-9-08)
 Held opponent under five 3-pt FGs.....4-of-17, at California (2-1-18)
 Held opponent to zero 3-pt FGs.....0-of-12, vs. California (1-6-16)
 Made 80%+ FT..... 100.0% (11-of-11), vs. USC (1-18-18)
 Made 90%+ FT..... 100.0% (11-of-11), vs. USC (1-18-18)
 Made 100% FT 100.0% (11-of-11), vs. USC (1-18-18)
 Attempted 40+ FTs..... 40, vs. Arkansas State (11-25-15)
 Attempted 50+ FTs.....*54, vs. Washington (2-10-04)
 Made 30+ FTs..... 31-of-38, vs. Brigham Young (3-20-14)
 Had 50+ rebounds67, vs. Savannah State (12-3-16)
 Had 60+ rebounds67, vs. Savannah State (12-3-16)
 +20 rebound margin..... +26 (46-290), vs. Alabama State (11-17-16)
 +30 rebound margin..... +38 (67-29), vs. Savannah State (12-3-16)
 Had 20+ assists.....20, vs. USC (1-18-18)
 Had 21+ assists.....22, vs. Central Arkansas (12-20-17)
 Had 23+ assists.....27, vs. Portland State (12-13-17)
 Had 28+ assists..... 29, vs. Alabama State (11-17-17)
 Had 30+ assists.....*36, vs. Savannah State (12-3-16)
 Forced 20+ TOs.....20, vs. California (1-19-17)
 Forced 25+ TOs25, vs. Tennessee (11-22-16)
 Blocked 10+ shots..... 12, at Fresno State (12-16-17)
 Blocked 13+ shots.....*13, vs. Army (11-11-16)
 Committed under 10 TOs..... 8, vs. Boise State (12-1-17)
 Committed under 5 TOs 3, at UCLA (2-9-17)
 Had 10+ steals.....10, at California (2-1-18)
 Had 12+ steals..... 12, vs. Alabama State (11-17-17)
 Had 13+ steals..... 13, vs. Utah (3-12-16)
 Had 14+ steals..... 14, vs. Navy (12-7-15)
 Had 15+ steals..... 16, vs. USC (2-1-14)
 Went to OT..... W (89-79), vs. DePaul (11-24-17)
 Went to 2OTW (87-83), at UCLA (2-27-14)
 Went to 3OT L (91-84), at Texas-El Paso (12-19-12)
 Went to 4OT+ L, 107-102 (*5OT) at California (2-10-77)
 Played a ranked opponent..... 1-13-18 at No. 17 Arizona (L, 90-83)
 Beat a ranked opponent..... 1-11-18 at No. 11 Arizona State (W, 76-72)

Individual

Scored 43+ pts..... Greg Ballard (*43) at Oral Roberts (3-9-77)
 Scored 41+ pts..... Luke Jackson (42) vs. Arizona (2-19-04)
 Scored 40+ pts..... Luke Jackson (40) vs. Colorado (3-17-04)
 Scored 37+ pts.....Tajuan Porter (38) vs. Portland State (11-12-06)
 Scored 33+ pts..... Joseph Young (36) vs. Western Carolina (11-13-13)
 Scored 31+ pts..... Joseph Young (32) vs. Washington (2-4-15)
 Scored 30+ pts..... Dillon Brooks (30) vs. Utah (2-7-16)
 Five players w/10+ pts.....Elijah Brown (22), Kenny Wooten (18),
 Payton Pritchard (18), Paul White (15),
 Troy Brown Jr. (10)
 vs. Portland State (12-13-17)
 Six players w/10+ pts..... Payton Pritchard (16), Kenny Wooten (13),
 Victor Bailey Jr. (11), Paul White (11),
 Troy Brown Jr. (10), McKyle McIntosh (10)
 vs. Texas Southern (12-11-17)
 Seven+ players w/10+ pts.....Tyler Dorsey (29), Dillon Brooks (22),
 Keith Smith (15), Chris Boucher (12),
 Roman Sorkin (12), Dylan Ennis (11),
 Kavell Bigby-Williams (11) vs. Savannah State (12-3-16)
 Two players w/20+ pts..... Elijah Brown (25) and McKyle McIntosh (20)
 at Arizona (1-13-18)
 Three players w/20+ pts Luke Jackson (29), Luke Ridnour (28)
 and Fred Jones (24) vs. Wake Forest (3-16-02)
 Had 15+ rebounds Jordan Bell (16) vs. North Carolina (4-1-17)
 Had 17+ reboundsChris Boucher (19) vs. Montana (12-13-16)
 Had 20+ rebounds Mike Moser (20) at UCLA (2-27-14)
 Had 21+ reboundsGerald Willett (21) at Duquesne (12-7-74)
 Two players w/10+ rebs..... Jordan Bell (12) and Kavell Bigby-Williams (10)
 vs. Western Oregon (11-30-16)
 Three players w/10+ rebs..... Balderston (13), Sprague (13) and Adams (10)
 vs. Tennessee Tech (12-29-85)
 Had 10+ assists..... Payton Pritchard (11) vs. Colorado (2-17-17)
 Had 12+ assists..... Payton Pritchard (13) vs. Savannah State (12-3-16)
 Had 15+ assists..... Johnathan Loyd (15) at Ole Miss (12-8-13)
 Had 16+ assists..... Ron Lee (*17) vs. Villanova (12-23-74)
 Had 5+ steals..... Payton Pritchard (5) at Stanford (2-25-17)
 Had 6+ steals..... Joseph Young (6) vs. USC (2-1-14)
 Had 7+ steals..... Kenya Wilkins (*9) at Boise State (12-20-96)
 Had 5+ blocks Kenny Wooten (5) vs. Utah (12-29-17)
 Had 6+ blocks Kenny Wooten (6) at Fresno State (12-16-17)
 Had 7+ blocks Jordan Bell (8) vs. Kansas (3-25-17)
 Had 9+ blocks Chris Boucher (*9) vs. Arkansas State (11-25-15)
 Made 5+ 3-pt. FGs Elijah Brown (6-of-10) at Arizona (1-13-18)
 Made 7+ 3-pt. FGs Payton Pritchard (7-of-13) vs. DePaul (11-24-17)
 Made 8+ 3-pt. FGs Tyler Dorsey (8-of-12) at Washington (1-4-17)
 Made 9+ 3-pt. FGs... Tajuan Porter (*10-of-12) vs. Portland State (11-12-06)
 Made 10+ FTs..... Tyler Dorsey (12-of-12) vs. North Carolina (4-11-17)
 Recorded a double-double..... MiKyle McIntosh (13 pts, 11 reb)
 at California (2-1-18)
 Two players w/double-doubles Dillon Brooks (14 pts, 11 reb)
 and Jordan Bell (10 pts, 11 reb) vs. Concordia (11-3-14)
 Player records four straight double-doubles4, Mike Moser
 12-20 rebs at UCLA (2-27-14); 20-12 rebs at USC (3-1-14);
 22-17 rebs vs. Arizona State (3-4-14); 10-10 rebs vs. Arizona (3-8-14)
 Player records five straight double-doubles 6, Greg Ballard
 15-15 rebs vs. Stanford (2-5-76); 19-12 rebs vs. California (2-7-76);
 32-12 rebs at California (2-13-76); 20-12 rebs at Stanford (2-14-76);
 19-13 rebs at USC (2-19-76); 16-10 rebs at UCLA (2-21-76)
 20 points, 20 rebounds..... Greg Ballard (41 pts, 20 reb)
 at California, 5OT (2-10-77)
 Recorded a triple-double Luke Jackson (14 pts, 11 reb, 12 asst)
 vs. Florida A&M (12-20-02)

* - denotes school record

STATS - ALL GAMES

2017-18 Oregon Men's Basketball
Oregon Combined Team Statistics (as of Feb 01, 2018)
All games

RECORD:	OVERALL	HOME	AWAY	NEUTRAL
ALL GAMES	15-7	11-3	3-2	1-2
CONFERENCE	5-4	3-2	2-2	0-0
NON-CONFERENCE	10-3	8-1	1-0	1-2

#	Player	gp-gs	min	avg	Total		3-Point		F-Throw		Rebounds				pf	dq	a	to	blk	stl	pts	avg
					fg-fga	fg%	3fg-fga	3fg%	ft-fta	ft%	off	def	tot	avg								
03	Pritchard, Payton	22-22	761	34.6	109-233	.468	50-122	.410	57-70	.814	11	75	86	3.9	54	1	101	57	0	32	325	14.8
05	Brown, Elijah	22-21	620	28.2	96-223	.430	55-147	.374	52-54	.963	16	58	74	3.4	43	2	64	41	1	20	299	13.6
00	Brown, Troy	21-21	631	30.0	86-188	.457	22-70	.314	48-64	.750	31	107	138	6.6	46	1	65	45	6	28	242	11.5
13	White, Paul	19-10	448	23.6	65-143	.455	21-64	.328	41-48	.854	24	42	66	3.5	67	4	28	20	11	8	192	10.1
22	McIntosh, Mikyle	22-22	593	27.0	79-169	.467	17-53	.321	47-62	.758	30	112	142	6.5	79	4	28	44	10	18	222	10.1
10	Bailey Jr., Victor	22-0	396	18.0	56-130	.431	18-53	.340	35-41	.854	17	23	40	1.8	32	1	25	17	4	11	165	7.5
01	Wooten, Kenny	22-10	431	19.6	64-91	.703	0-0	.000	27-43	.628	26	71	97	4.4	62	4	5	20	61	14	155	7.0
41	Sorkin, Roman	13-2	116	8.9	20-38	.526	8-22	.364	7-9	.778	7	10	17	1.3	21	0	5	5	6	0	55	4.2
24	Kigab, Abu	21-0	163	7.8	16-46	.348	5-18	.278	9-20	.450	8	19	27	1.3	23	0	4	11	7	4	46	2.2
04	Cage, M.J.	9-0	64	7.1	7-12	.583	1-1	1.000	2-4	.500	9	15	24	2.7	7	0	1	3	1	0	17	1.9
11	Smith, Keith	22-2	194	8.8	17-37	.459	0-6	.000	7-10	.700	14	19	33	1.5	27	0	16	13	3	8	41	1.9
21	Gross, Evan	3-0	8	2.7	1-1	1.000	0-0	.000	0-0	.000	0	0	0	0.0	2	0	3	3	0	1	2	0.7
Team											27	21	48				2					
Total.....		22	4425		616-1311	.470	197-556	.354	332-425	.781	220	572	792	36.0	463	17	345	281	110	144	1761	80.0
Opponents.....		22	4425		512-1250	.410	162-484	.335	377-504	.748	209	494	703	32.0	409	10	257	293	53	118	1563	71.0

TEAM STATISTICS	ORE	OPP	Date	Opponent	Score	Att.
SCORING	1761	1563	11-10-17	COPPIN STATE	w 70-54	7232
Points per game	80.0	71.0	11-13-17	PRAIRIE VIEW A&M	w 100-67	6428
Scoring margin	+9.0	-	11-17-17	ALABAMA STATE	w 114-56	8100
FIELD GOALS-ATT	616-1311	512-1250	11-19-17	BALL STATE	w 95-71	6916
Field goal pct	.470	.410	11/23/17	vs Connecticut	L 63-71	13439
3 POINT FG-ATT	197-556	162-484	11/24/17	vs DePaul	Wot 89-79	8853
3-point FG pct	.354	.335	11/26/17	vs Oklahoma	L 80-90	5910
3-pt FG made per game	9.0	7.4	12-01-17	BOISE STATE	L 70-73	7688
FREE THROWS-ATT	332-425	377-504	12-08-17	COLORADO STATE	w 95-65	7153
Free throw pct	.781	.748	12-11-17	TEXAS SOUTHERN	w 74-68	6249
F-Throws made per game	15.1	17.1	12-13-17	PORTLAND STATE	w 95-84	6905
REBOUNDS	792	703	12/16/17	at Fresno State	w 68-61	9225
Rebounds per game	36.0	32.0	12-20-17	CENTRAL ARKANSAS	w 96-82	6908
Rebounding margin	+4.0	-	* 12-29-17	UTAH	L 56-66	9661
ASSISTS	345	257	* 12-31-17	COLORADO	w 77-62	7458
Assists per game	15.7	11.7	* 1/5/18	at Oregon State	L 64-76	6482
TURNOVERS	281	293	* 01-11-18	at Arizona State	w 76-72	13693
Turnovers per game	12.8	13.3	* 01/13/18	at Arizona	L 83-90	14644
Turnover margin	+0.5	-	* 01/18/18	USC	L 70-75	9202
Assist/turnover ratio	1.2	0.9	* 01/20/18	UCLA	w 94-91	12364
STEALS	144	118	* 01-27-18	OREGON STATE	w 66-57	12364
Steals per game	6.5	5.4	* 2/1/18	at California	w 66-53	7531
BLOCKS	110	53				
Blocks per game	5.0	2.4				
ATTENDANCE	114628	79777				
Home games-Avg/Game	14-8188	5-10315				
Neutral site-Avg/Game	-	3-9401				

* - Conference game

Score by Periods	1st	2nd	OT	Totals
Oregon	862	885	14	1761
Opponents	720	839	4	1563

STATS - PAC-12 GAMES

**2017-18 Oregon Men's Basketball
Oregon Combined Team Statistics (as of Feb 01, 2018)
Conference games only**

RECORD:	OVERALL	HOME	AWAY	NEUTRAL
ALL GAMES	5-4	3-2	2-2	0-0
CONFERENCE	5-4	3-2	2-2	0-0
NON-CONFERENCE	0-0	0-0	0-0	0-0

#	Player	gp-gs	min	avg	Total		3-Point		F-Throw		Rebounds				pf	dq	a	to	blk	stl	pts	avg
					fg-fga	fg%	3fg-fga	3fg%	ft-fta	ft%	off	def	tot	avg								
05	Brown, Elijah	9-9	260	28.9	39-89	.438	26-66	.394	22-22	1.000	3	24	27	3.0	14	0	20	19	0	6	126	14.0
03	Pritchard, Payton	9-9	328	36.4	37-89	.416	16-47	.340	23-29	.793	7	25	32	3.6	26	1	41	18	0	15	113	12.6
22	McIntosh, Mikyle	9-9	291	32.3	37-83	.446	9-28	.321	25-30	.833	16	52	68	7.6	33	2	13	18	2	6	108	12.0
00	Brown, Troy	9-9	289	32.1	38-80	.475	7-27	.259	18-26	.692	13	32	45	5.0	21	0	27	14	3	14	101	11.2
13	White, Paul	8-0	186	23.3	24-54	.444	4-21	.190	18-19	.947	8	17	25	3.1	30	2	12	11	4	6	70	8.8
10	Bailey Jr., Victor	9-0	137	15.2	21-42	.500	7-21	.333	8-10	.800	3	6	9	1.0	10	0	10	10	0	5	57	6.3
01	Wooten, Kenny	9-9	167	18.6	16-27	.593	0-0	.000	8-15	.533	5	22	27	3.0	27	2	1	7	20	5	40	4.4
41	Sorkin, Roman	5-0	35	7.0	8-14	.571	2-7	.286	3-4	.750	3	0	3	0.6	6	0	0	2	1	0	21	4.2
11	Smith, Keith	9-0	46	5.1	4-7	.571	0-1	.000	2-2	1.000	2	4	6	0.7	10	0	4	6	0	2	10	1.1
24	Kigab, Abu	8-0	55	6.9	1-8	.125	0-4	.000	4-8	.500	5	6	11	1.4	10	0	1	2	1	1	6	0.8
04	Cage, M.J.	2-0	6	3.0	0-1	.000	0-0	.000	0-0	.000	2	1	3	1.5	0	0	0	1	0	0	0	0.0
Team											10	10	20					2				
Total.....		9	1800		225-494	.455	71-222	.320	131-165	.794	77	199	276	30.7	187	7	129	110	31	60	652	72.4
Opponents.....		9	1800		215-479	.449	64-178	.360	148-203	.729	86	206	292	32.4	162	5	127	116	26	43	642	71.3

TEAM STATISTICS	ORE	OPP	Date	Opponent	Score	Att.
SCORING	652	642	* 12-29-17	UTAH	L 56-66	9661
Points per game	72.4	71.3	* 12-31-17	COLORADO	w 77-62	7458
Scoring margin	+1.1	-	* 1/5/18	at Oregon State	L 64-76	6482
FIELD GOALS-ATT	225-494	215-479	* 01-11-18	at Arizona State	w 76-72	13693
Field goal pct	.455	.449	* 01/13/18	at Arizona	L 83-90	14644
3 POINT FG-ATT	71-222	64-178	* 01/18/18	USC	L 70-75	9202
3-point FG pct	.320	.360	* 01/20/18	UCLA	w 94-91	12364
3-pt FG made per game	7.9	7.1	* 01-27-18	OREGON STATE	w 66-57	12364
FREE THROWS-ATT	131-165	148-203	* 2/1/18	at California	w 66-53	7531
Free throw pct	.794	.729				
F-Throws made per game	14.6	16.4				
REBOUNDS	276	292				
Rebounds per game	30.7	32.4				
Rebounding margin	-1.8	-				
ASSISTS	129	127				
Assists per game	14.3	14.1				
TURNOVERS	110	116				
Turnovers per game	12.2	12.9				
Turnover margin	+0.7	-				
Assist/turnover ratio	1.2	1.1				
STEALS	60	43				
Steals per game	6.7	4.8				
BLOCKS	31	26				
Blocks per game	3.4	2.9				
ATTENDANCE	51049	42350				
Home games-Avg/Game	5-10210	4-10588				
Neutral site-Avg/Game	-	0-0				

Score by Periods	1st	2nd	Totals
Oregon	338	314	652
Opponents	288	354	642

STATS - LAST 5 GAMES

**2017-18 Oregon Men's Basketball
Oregon Combined Team Statistics (as of Feb 01, 2018)
Last Five**

RECORD:	OVERALL	HOME	AWAY	NEUTRAL
ALL GAMES	3-2	2-1	1-1	0-0
CONFERENCE	3-2	2-1	1-1	0-0
NON-CONFERENCE	0-0	0-0	0-0	0-0

#	Player	gp-gs	min	avg	Total		3-Point		F-Throw		Rebounds				pf	dq	a	to	blk	stl	pts	avg
					fg-fga	fg%	3fg-fga	3fg%	ft-fta	ft%	off	def	tot	avg								
05	Brown, Elijah	5-5	145	29.0	22-45	.489	16-36	.444	14-14	1.000	1	15	16	3.2	10	0	12	12	0	3	74	14.8
22	McIntosh, Mikyle	5-5	165	33.0	20-44	.455	5-15	.333	24-26	.923	8	34	42	8.4	19	1	7	9	2	6	69	13.8
03	Pritchard, Payton	5-5	187	37.4	23-50	.460	9-25	.360	12-15	.800	4	15	19	3.8	18	1	29	8	0	12	67	13.4
00	Brown, Troy	5-5	166	33.2	21-43	.488	3-13	.231	10-17	.588	7	11	18	3.6	14	0	20	9	2	8	55	11.0
13	White, Paul	5-0	113	22.6	16-33	.485	1-12	.083	13-14	.929	4	7	11	2.2	21	2	7	9	3	1	46	9.2
10	Bailey Jr., Victor	5-0	74	14.8	13-21	.619	5-12	.417	6-7	.857	0	4	4	0.8	6	0	3	5	0	2	37	7.4
01	Wooten, Kenny	5-5	85	17.0	9-20	.450	0-0	.000	3-8	.375	3	9	12	2.4	10	0	0	4	11	2	21	4.2
41	Sorkin, Roman	2-0	7	3.5	1-1	1.000	0-0	.000	1-2	.500	0	0	0	0.0	2	0	0	0	0	0	3	1.5
11	Smith, Keith	5-0	25	5.0	2-3	.667	0-0	.000	0-0	.000	1	2	3	0.6	5	0	4	3	0	1	4	0.8
24	Kigab, Abu	5-0	33	6.6	0-3	.000	0-2	.000	3-4	.750	1	3	4	0.8	7	0	1	1	0	0	3	0.6
Team											5	5	10					2				
Total.....		5	1000		127-263	.483	39-115	.339	86-107	.804	34	105	139	27.8	112	4	83	62	18	35	379	75.8
Opponents.....		5	1000		119-265	.449	31-93	.333	97-126	.770	49	107	156	31.2	96	3	72	70	17	23	366	73.2

TEAM STATISTICS	ORE	OPP	Date	Opponent	Score	Att.
SCORING	379	366	* 01/13/18	at Arizona	L 83-90	14644
Points per game	75.8	73.2	* 01/18/18	USC	L 70-75	9202
Scoring margin	+2.6	-	* 01/20/18	UCLA	w 94-91	12364
FIELD GOALS-ATT	127-263	119-265	* 01-27-18	OREGON STATE	w 66-57	12364
Field goal pct	.483	.449	* 2/1/18	at California	w 66-53	7531
3 POINT FG-ATT	39-115	31-93	* - Conference game			
3-point FG pct	.339	.333				
3-pt FG made per game	7.8	6.2				
FREE THROWS-ATT	86-107	97-126				
Free throw pct	.804	.770				
F-Throws made per game	17.2	19.4				
REBOUNDS	139	156				
Rebounds per game	27.8	31.2				
Rebounding margin	-3.4	-				
ASSISTS	83	72				
Assists per game	16.6	14.4				
TURNOVERS	62	70				
Turnovers per game	12.4	14.0				
Turnover margin	+1.6	-				
Assist/turnover ratio	1.3	1.0				
STEALS	35	23				
Steals per game	7.0	4.6				
BLOCKS	18	17				
Blocks per game	3.6	3.4				
ATTENDANCE	33930	22175				
Home games-Avg/Game	3-11310	2-11088				
Neutral site-Avg/Game	-	0-0				

Score by Periods	1st	2nd	Totals
Oregon	200	179	379
Opponents	166	200	366

STATS - EXTENDED SEASON BOX SCORE

2017-18 Oregon Men's Basketball
Oregon Extended Season Box Score (as of Feb 01, 2018)
All games

RECORD:	OVERALL	HOME	AWAY	NEUTRAL
ALL GAMES	15-7	11-3	3-2	1-2
CONFERENCE	5-4	3-2	2-2	0-0
NON-CONFERENCE	10-3	8-1	1-0	1-2

#	Player	Total		3-Point			F-Throw			Rebounds			avg	pts	stl	blk	a/q	to/q	a/to	blk	blk/q	stl	stl/q	pts	avg			
		gp	gs	min	avg	fg	fga	fg%	3fg	3fga	3fg%	ft														fta	ft%	off
03	Pritchard, Payton	22	22	761	34.6	109-233	.468	50-122	.410	57-70	.814	11	75	86	3.9	54	1	101	4.59	57	2.59	1.77	0	0.00	32	1.45	325	14.8
05	Brown, Elijah	22	21	620	28.2	96-223	.430	55-147	.374	52-54	.963	16	58	74	3.4	43	2	64	2.91	41	1.86	1.56	1	0.05	20	0.91	299	13.6
00	Brown, Troy	21	21	631	30.0	86-188	.457	22-70	.314	48-64	.750	31	107	138	6.6	46	1	65	3.10	45	2.14	1.44	6	0.29	28	1.33	242	11.5
13	White, Paul	19	10	448	23.6	65-143	.455	21-64	.328	41-48	.854	24	42	66	3.5	67	4	28	1.47	20	1.05	1.40	11	0.58	8	0.42	192	10.1
22	McIntosh, Mikyle	22	22	593	27.0	79-169	.467	17-53	.321	47-62	.758	30	112	142	6.5	79	4	28	1.27	44	2.00	0.64	10	0.45	18	0.82	222	10.1
10	Bailey Jr., Victor	22	0	396	18.0	56-130	.431	18-53	.340	35-41	.854	17	23	40	1.8	32	1	25	1.14	17	0.77	1.47	4	0.18	11	0.50	165	7.5
01	Wooten, Kenny	22	10	431	19.6	64-91	.703	0-0	.000	27-43	.628	26	71	97	4.4	62	4	5	0.23	20	0.91	0.25	61	2.77	14	0.64	155	7.0
41	Sorkin, Roman	13	2	116	8.9	20-38	.526	8-22	.364	7-9	.778	7	10	17	1.3	21	0	5	0.38	5	0.38	1.00	6	0.46	0	0.00	55	4.2
24	Kigab, Abu	21	0	163	7.8	16-46	.348	5-18	.278	9-20	.450	8	19	27	1.3	23	0	4	0.19	11	0.52	0.36	7	0.33	4	0.19	46	2.2
04	Cage, M.J.	9	0	64	7.1	7-12	.583	1-1	1.000	2-4	.500	9	15	24	2.7	7	0	1	0.11	3	0.33	0.33	1	0.11	0	0.00	17	1.9
11	Smith, Keith	22	2	194	8.8	17-37	.459	0-6	.000	7-10	.700	14	19	33	1.5	27	0	16	0.73	13	0.59	1.23	3	0.14	8	0.36	41	1.9
21	Gross, Evan	3	0	8	2.7	1-1	1.000	0-0	.000	0-0	.000	0	0	0	0.0	2	0	3	1.00	3	1.00	1.00	0	0.00	1	0.33	2	0.7
Total.....		22	4425	616-1311	.470	197-556	.354	332-425	.781	220	572	792	36.0	463	17	345	15.68	281	12.77	1.23	110	5.00	144	6.55	1761	80.0		
Opponents.....		22	4425	512-1250	.410	162-484	.335	377-504	.748	209	494	703	32.0	409	10	257	11.68	293	13.32	0.88	53	2.41	118	5.36	1563	71.0		

Score by Periods	1st	2nd	OT	Totals
Oregon	862	885	14	1761
Opponents	720	839	4	1563

STATS - GAME-BY-GAME COMPARISON

2017-18 Oregon Men's Basketball
Oregon Team Game-by-Game Comparison (as of Feb 01, 2018)
All games

Opponent	1st	2nd	Score	Mar	Total FG	FG Pct	3-Pointers	3FG Pct	Free Throws	FT Pct	Rebounds	Assist	T/Over	Block	Steal	Fouls	
COPPIN STATE	42/14	28/40	70-54	+16	26-59/16-57	.441/.281	8-29/8-30	.276/.267	10-13/14-16	.769/.875	43/28	+15	15/5	13/9	3/2	4/6	16/17
PRAIRIE VIEW A&M	37/28	63/39	100-67	+33	35-63/21-64	.556/.328	11-27/18-27	.407/.296	19-24/17-25	.792/.680	38/36	+2	19/12	12/18	11/1	6/3	23/18
ALABAMA STATE	59/26	55/30	114-56	+58	40-64/20-58	.625/.345	15-24/7-19	.625/.368	19-25/9-13	.760/.692	46/20	+26	29/10	15/17	6/3	12/5	21/20
BALL STATE	42/33	53/38	95-71	+24	31-63/21-56	.492/.375	10-25/7-27	.400/.259	23-28/22-29	.821/.759	45/31	+14	16/11	13/13	9/1	8/9	23/23
Connecticut	31/38	32/33	63-71	(8)	19-57/22-58	.333/.379	5-24/3-17	.208/.176	20-23/24-34	.870/.706	36/39	(3)	7/4	17/10	3/2	4/10	30/23
DePaul	36/35	39/40	89-79	+10	28-62/28-66	.452/.424	15-39/4-19	.385/.211	18-21/19-20	.857/.950	35/31	+4	17/8	15/14	5/1	7/3	22/20
Oklahoma	40/48	40/42	80-90	(10)	31-74/25-58	.419/.431	8-26/6-23	.308/.261	10-14/34-44	.714/.773	41/41	-	13/13	17/16	7/5	4/9	26/17
BOISE STATE	34/30	36/43	70-73	(3)	27-61/24-55	.443/.436	6-23/7-19	.261/.368	10-10/18-25	1000/.720	30/33	(3)	11/10	8/14	3/2	4/3	22/14
COLORADO STATE	38/32	57/33	95-65	+30	37-70/20-52	.529/.385	11-27/6-19	.407/.316	10-15/19-27	.667/.704	41/27	+14	18/12	10/16	1/1	9/3	25/19
TEXAS SOUTHERN	32/31	42/37	74-68	+6	25-59/24-61	.424/.393	8-25/7-25	.320/.280	16-22/13-14	.727/.929	40/32	+8	15/8	12/9	6/2	5/3	16/17
PORTLAND STATE	50/39	45/45	95-84	+11	32-64/28-74	.500/.378	11-27/13-34	.407/.382	20-26/15-19	.769/.789	43/35	+8	27/14	18/15	9/1	6/7	18/23
Fresno State	28/38	40/23	68-61	+7	24-63/18-50	.381/.360	6-18/9-21	.333/.429	14-20/16-23	.700/.696	44/33	+11	7/10	10/14	12/5	10/9	21/17
CENTRAL ARKANSAS	55/40	41/42	96-82	+14	36-58/30-62	.621/.484	12-20/13-26	.600/.500	12-19/9-12	.632/.750	34/25	+9	22/13	11/12	4/1	5/5	13/19
UTAH	31/23	25/43	56-66	(10)	19-46/23-56	.413/.411	10-27/10-27	.370/.370	8-11/10-13	.727/.769	33/30	+3	9/13	11/3	5/5	0/4	17/12
COLORADO	37/28	40/34	77-62	+15	26-51/25-59	.510/.424	6-19/7-22	.316/.318	19-22/5-8	.864/.625	30/32	(2)	9/12	17/20	3/0	11/3	15/22
Oregon State	29/30	35/46	64-76	(12)	25-69/28-53	.362/.528	8-29/6-13	.276/.462	6-11/14-25	.545/.560	36/43	(7)	11/17	10/12	3/2	7/8	20/15
Arizona State	41/41	35/31	76-72	+4	28-65/20-46	.431/.435	8-32/10-23	.250/.435	12-14/22-31	.857/.710	38/31	+7	17/13	10/11	2/2	7/5	23/17
Arizona	38/41	45/49	83-90	(7)	27-57/25-46	.474/.543	8-27/6-15	.296/.400	21-24/34-37	.875/.919	23/27	(4)	17/17	15/17	4/3	7/3	29/22
USC	35/36	35/39	70-75	(5)	26-54/26-59	.481/.441	7-23/7-20	.304/.350	11-11/16-21	1000/.762	26/36	(10)	20/16	12/12	4/4	4/4	24/11
UCLA	52/38	42/53	94-91	+3	32-67/27-52	.478/.519	11-32/11-24	.344/.458	19-23/26-32	.826/.813	31/29	+2	19/18	8/13	1/4	8/6	25/21
OREGON STATE	41/25	25/32	66-57	+9	21-47/21-48	.447/.438	5-18/3-17	.278/.176	19-24/12-16	.792/.750	28/28	-	13/12	10/12	4/4	6/4	17/20
California	34/26	32/27	66-53	+13	21-38/20-60	.553/.333	8-15/4-17	.533/.235	16-25/9-20	.640/.450	31/36	(5)	14/9	17/16	5/2	10/6	17/22

Note: Game totals are displayed in the format TEAM/OPPONENT for each category

STATS - POINTS-REBOUNDS-ASSISTS

2017-18 Oregon Men's Basketball
Oregon Points-Rebounds-Assists (as of Feb 01, 2018)
All games

Opponent	Date	Score	0	1	3	04	5	10	11	13	21	22	24	41
			BROWN,TRO	WOOTEN,KE	PRITCHARD,	CAGE,MJ	BROWN,ELLIJ	BAILEY,JR.	SMITH,KEIT	WHITE,PAUL	GROSSE,SEVA	MCINTOSH,M	KIGAB,ABU	SORKIN,IROM
CSUM	11-10-17	70-54 W	18-5-2	5-2-1	10-8-4	DNP	4-4-4	0-5-0	2-4-0	DNP	DNP	6-4-2	2-4-0	23-7-2
PV	11-13-17	100-67 W	17-9-4	4-3-1	7-4-4	1-2-0	12-2-4	15-0-1	9-3-2	16-6-0	DNP	9-4-2	10-3-0	0-0-1
ALST	11-17-17	114-56 W	13-3-2	19-13-0	13-2-7	5-7-1	15-3-6	18-2-1	3-2-3	7-3-2	2-0-3	6-8-2	13-1-2	DNP
BALLST	11-19-17	95-71 W	4-8-3	6-7-0	20-4-8	0-2-0	17-5-1	16-5-1	5-2-1	11-4-1	0-0-0	13-5-1	3-1-0	DNP
vs UCONN	11/23/17	63-71 L	6-8-1	6-9-0	14-0-1	DNP	5-1-3	4-2-1	0-0-0	12-3-1	DNP	10-11-0	0-0-0	6-2-0
vs DPU	11/24/17	89-79 W	11-9-0	4-1-0	29-6-8	DNP	19-6-3	10-5-1	0-0-0	10-4-1	DNP	4-3-2	2-1-0	0-0-2
vs OU	11/26/17	80-90 L	13-8-3	4-3-0	10-5-5	DNP	14-5-1	9-0-0	0-0-0	17-5-4	DNP	11-7-0	2-1-0	0-0-0
BSU	12-01-17	70-73 L	DNP	2-1-1	28-3-2	0-3-0	17-3-4	2-3-1	2-5-3	9-2-0	DNP	8-4-0	0-0-0	2-3-0
CSU	12-08-17	95-65 W	12-10-5	13-6-0	11-3-1	0-3-0	20-5-6	9-1-1	6-6-1	12-2-2	0-0-0	10-2-1	2-0-1	0-0-0
TSU	12-11-17	74-68 W	10-12-4	13-4-0	16-2-4	DNP	0-2-2	11-1-2	0-1-0	11-5-2	DNP	10-8-1	0-1-0	3-2-0
PSU	12-13-17	95-84 W	10-10-9	18-5-0	18-7-7	DNP	22-4-5	2-0-1	0-3-1	15-4-2	DNP	6-6-2	4-2-0	DNP
at FS	12/16/17	68-61 W	13-7-1	13-10-1	12-4-1	0-0-0	20-5-2	4-2-0	0-1-1	2-3-1	DNP	4-6-0	0-2-0	DNP
UCA	12-20-17	96-82 W	14-4-4	8-6-0	24-6-8	11-4-0	8-2-3	8-5-5	4-0-0	DNP	DNP	17-6-2	2-0-0	DNP
UTAH	12-29-17	56-66 L	16-6-2	0-4-0	7-3-1	0-3-0	12-5-5	2-1-0	0-1-0	DNP	DNP	14-3-1	0-3-0	5-1-0
COLO	12-31-17	77-62 W	21-7-2	13-7-0	12-1-4	DNP	17-2-1	5-1-0	2-1-0	3-5-0	DNP	4-6-2	DNP	DNP
at OSU	1/5/18	64-76 L	7-8-1	2-3-0	9-5-1	DNP	5-4-1	11-1-3	2-1-0	16-6-5	DNP	9-4-0	3-1-0	0-0-0
at ASU	01-11-18	76-72 W	2-6-2	4-1-1	18-4-6	0-0-0	18-0-1	2-2-4	2-0-0	5-3-0	DNP	12-13-3	0-3-0	13-2-0
at ARIZ	01/13/18	83-90 L	4-3-6	3-1-0	12-4-7	DNP	25-1-0	6-1-0	2-1-1	6-2-2	DNP	20-7-1	3-2-0	2-0-0
USC	01/18/18	70-75 L	12-1-5	4-1-0	18-4-7	DNP	9-4-5	2-1-0	0-1-1	14-2-1	DNP	11-10-1	0-1-0	DNP
UCLA	01/20/18	94-91 W	17-6-5	6-6-0	25-4-4	DNP	5-2-3	18-0-2	0-0-0	4-3-3	DNP	18-8-1	0-0-1	1-0-0
OSU	01-27-18	66-57 W	6-3-1	5-3-0	7-1-7	DNP	20-6-3	2-1-1	2-0-0	17-3-0	DNP	7-6-1	0-1-0	DNP
at CAL	2/1/18	66-53 W	16-5-3	3-1-0	5-6-4	DNP	15-3-1	9-1-0	0-1-2	5-1-1	DNP	13-11-3	0-0-0	DNP



#10 VICTOR BAILEY JR.

FRESHMAN | FORWARD | 6-4 | 185 | AUSTIN, TEXAS

McNEIL HS | UNDECLARED

Opponent	Date	gs	min	Total		3-Pointers		Free Throws		Rebounds				pts	avg					
				fg-fga	pct	3fg-fga	pct	ft-fa	pct	off	def	tot	avg							
COPPIN STATE	11-10-17	13	0-3	.000	0-2	.000	0-0	.000	2	3	5	5.0	2	0	0	0	0	0.0		
PRAIRIE VIEW A&M	11-13-17	22	5-10	.500	1-4	.250	4-4	1.000	0	0	0	2.5	1	1	0	0	1	15	7.5	
ALABAMA STATE	11-17-17	25	6-10	.600	2-3	.667	4-7	.571	1	1	2	2.3	2	1	1	0	3	18	11.0	
BALL STATE	11-19-17	25	4-13	.308	2-5	.400	6-6	1.000	2	3	5	3.0	1	1	1	2	0	16	12.3	
vs Connecticut	11/23/17	27	0-6	.000	0-2	.000	4-4	1.000	2	0	2	2.8	1	1	1	0	0	4	10.6	
vs DePaul	11/24/17	29	3-9	.333	1-5	.200	3-3	1.000	2	3	5	3.2	3	1	0	0	1	10	10.5	
vs Oklahoma	11/26/17	15	4-6	.667	1-1	1.000	0-0	.000	0	0	0	2.7	5	0	0	0	0	9	10.3	
BOISE STATE	12-01-17	23	1-2	.500	0-0	.000	0-0	.000	2	1	3	2.8	2	1	0	0	0	2	9.3	
COLORADO STATE	12-08-17	11	3-9	.333	1-3	.333	2-3	.667	0	1	1	2.6	0	1	0	0	0	9	9.2	
TEXAS SOUTHERN	12-11-17	24	3-6	.500	3-4	.750	2-2	1.000	1	0	1	2.4	0	2	2	1	0	11	9.4	
PORTLAND STATE	12-13-17	11	1-2	.500	0-0	.000	0-0	.000	0	0	0	2.2	1	1	1	1	2	8.7		
at Fresno State	12/16/17	13	2-7	.286	0-3	.000	0-0	.000	1	1	2	2.2	2	0	0	0	0	4	8.3	
CENTRAL ARKANSAS	12-20-17	21	3-5	.600	0-0	.000	2-2	1.000	1	4	5	2.4	2	5	1	0	0	8	8.3	
UTAH	12-29-17	11	0-0	.000	0-0	.000	2-2	1.000	1	0	1	2.3	0	0	1	0	0	2	7.9	
COLORADO	12-31-17	16	2-4	.500	1-3	.333	0-0	.000	0	1	1	2.2	1	0	3	0	1	5	7.7	
at Oregon State	1/5/18	18	5-12	.417	1-4	.250	0-1	.000	1	0	1	2.1	1	3	0	0	2	11	7.9	
at Arizona State	01-11-18	18	1-5	.200	0-2	.000	0-0	.000	1	1	2	2.1	2	4	1	0	0	2	7.5	
at Arizona	01/13/18	12	3-5	.600	0-1	.000	0-0	.000	0	1	1	2.1	1	0	2	0	0	6	7.4	
USC	01/18/18	8	0-1	.000	0-1	.000	2-2	1.000	0	1	1	2.0	1	0	0	0	0	2	7.2	
UCLA	01/20/18	25	6-10	.600	3-7	.429	3-3	1.000	0	0	0	1.9	3	2	0	0	0	18	7.7	
OREGON STATE	01-27-18	9	1-1	1.000	0-0	.000	0-0	.000	0	1	1	1.9	1	1	1	0	2	2	7.4	
at California	2/1/18	20	3-4	.750	2-3	.667	1-2	.500	0	1	1	1.8	0	0	2	0	0	9	7.5	
Totals		0	396	56-130	.431	18-53	.340	35-41	.854	17	23	40	1.8	32	25	17	4	11	165	7.5

Games played: 22
 Minutes/game: 18.0
 Points/game: 7.5
 FG Pct: 43.1
 3FG Pct: 34.0
 FT Pct: 85.4

Rebounds/game: 1.8
 Assists/game: 1.1
 Turnovers/game: 0.8
 Assist/turnover ratio: 1.5
 Steals/game: 0.5
 Blocks/game: 0.2

2017-18 | FRESHMAN SEASON

- One of two Duck freshmen to play in every game this season.
- Would rank tied for fifth in the Pac-12 in free throw percentage (.854) if he had enough attempts.
- Netted nine points at Cal on 3-of-4 shooting.
- Tied career-high with 18 pts against UCLA.
- Recorded 11 pts, 3 assts, and a team-high 2 stls at Oregon State.
- 8 pts, 5 rebs and a career-high 5 assts vs. Central Arkansas.
- Scored 11 points against Texas Southern.
- Recorded 10 pts and 5 rebs playing a career-high 29 minutes against DePaul.
- 16 pts, 5 rebs and first two career blocks against Ball State.
- Netted a career-high 18 points vs. Alabama State, leading the team with three steals.
- Scored first career bucket against PVAM finishing with 15 pts.
- Scored 11 points in exhibition win vs. Northwest Christian.
- Led Oregon with 20 points (8-11 FG) in the exhibition win vs. Idaho.

BEFORE OREGON

- A four-star recruit with a scout grade of 82 according to ESPN.com.
- 90th-ranked player overall on ESPN top 100, and 24th-ranked overall shooting guard for 2017.
- Scored a total 2,429 points over the course of his high school career.
- Won the 2017 American Family Insurance High School Slam Dunk championship.
- The son of 400 meter hurdle Olympic bronze medalist Tonja Buford-Bailey (1996, Atlanta) and former NFL wide receiver Victor Bailey.

5 THINGS OFF THE COURT

Favorite Snack: Applesauce
 Super Power: Super Speed
 Favorite NBA Team: Chicago Bulls
 Pregame Superstition: Put left shoe on first
 Sport Other Than Basketball: Baseball

YEAR-BY-YEAR CAREER STATISTICS

Season	GP-GS	Min./Avg.	FG-FGA	pct.	3FG-3FGA	pct.	FT-FTA	pct.	off	def	tot	avg.	pf	fo	asst	to	blk	stl	Points	Avg.
2017-18	22-0	396/18.0	56-130	.431	18-53	.340	35-41	.854	17	23	40	1.8	32	1	25	17	4	11	165	7.5
TOTAL	22-0	396/18.0	56-130	.431	18-53	.340	35-41	.854	17	23	40	1.8	32	1	25	17	4	11	165	7.5

2017-18 SEASON HIGHS

Points	18	UCLA (1-20-18)
		Alabama State (11-17-17)
FG Made	6	UCLA (1-20-18)
		Alabama State (11-17-17)
FG Att.	13	Ball State (11-19-17)
3 PT Made	3	UCLA (1-20-18)
		Texas Southern (12-11-17)
3 PT Att.	7	UCLA (1-20-18)
FT Made	6	Ball State (11-19-17)
FT Att.	7	Alabama State (11-17-17)
Rebounds	5	Four times
Assists	5	Central Arkansas (12-20-17)
Steals	3	Alabama State (11-17-17)
Blocks	2	Ball State (11-19-17)
Minutes	29	vs. DePaul (11-24-17)

CAREER HIGHS

Points	18	UCLA (1-20-18)
		Alabama State (11-17-17)
FG Made	6	UCLA (1-20-18)
		Alabama State (11-17-17)
FG Att.	13	Ball State (11-19-17)
3 PT Made	3	UCLA (1-20-18)
		Texas Southern (12-11-17)
3 PT Att.	7	UCLA (1-20-18)
FT Made	6	Ball State (11-19-17)
FT Att.	7	Alabama State (11-17-17)
Rebounds	5	Four times
Assists	5	Central Arkansas (12-20-17)
Steals	3	Alabama State (11-17-17)
Blocks	2	Ball State (11-19-17)
Minutes	29	vs. DePaul (11-24-17)

MISCELLANEOUS STATS

CATEGORY	2017-18	CAREER
Double-digit scoring	7	7
20+ point games		
Double-digit rebounding		
Double-doubles		
Led UO in scoring		
Led UO in rebounding		
Led UO in assists		
Led UO in steals	3	3
Led UO in blocks		
5+ assist games	1	1
3+ steal games	1	1
3+ block games		



#5 ELIJAH BROWN

RS-SENIOR | GUARD | 6-4 | 200 | ORANGE COUNTY, CALIF.

MATER DEI HS / BUTLER / NEW MEXICO | CONFLICT AND DISPUTE RESOLUTION

Opponent	Date	gs	min	Total		3-Pointers		Free Throws		Rebounds				pts	avg						
				fg-fga	pct	3fg-fga	pct	ft-fia	pct	off	def	tot	avg								
COPPIN STATE	11-10-17	*	31	2-10	.200	0-4	.000	0-0	.000	3	1	4	4.0	0	4	1	4	8.0			
PRAIRIE VIEW A&M	11-13-17	*	24	3-11	.273	2-7	.286	4-4	1.000	0	2	2	3.0	3	4	1	0	12	8.0		
ALABAMA STATE	11-17-17	*	24	5-6	.833	3-4	.750	2-2	1.000	1	2	3	3.0	1	6	1	0	2	15	10.3	
BALL STATE	11-19-17	*	26	6-11	.545	3-5	.600	2-2	1.000	1	4	5	3.5	3	1	2	0	1	17	12.0	
vs Connecticut	11/23/17	*	22	2-8	.250	1-6	.167	0-0	.000	1	0	1	3.0	5	3	3	0	0	5	10.6	
vs DePaul	11/24/17	*	34	6-13	.462	2-9	.222	5-6	.833	2	4	6	3.5	0	3	2	0	1	19	12.0	
vs Oklahoma	11/26/17	*	29	5-15	.333	2-7	.286	2-3	.667	2	3	5	3.7	5	1	4	0	1	14	12.3	
BOISE STATE	12-01-17	*	36	6-15	.400	2-7	.286	3-3	1.000	0	3	3	3.6	1	4	2	1	3	17	12.9	
COLORADO STATE	12-08-17	*	31	7-9	.778	4-6	.667	2-2	1.000	0	5	5	3.8	2	6	1	0	1	20	13.7	
TEXAS SOUTHERN	12-11-17	*	19	0-3	.000	0-3	.000	0-0	.000	1	1	2	3.6	4	2	0	0	0	0	12.3	
PORTLAND STATE	12-13-17	*	28	6-16	.375	4-12	.333	6-6	1.000	0	4	4	3.6	0	5	1	0	1	22	13.2	
at Fresno State	12/16/17	*	32	6-10	.600	4-5	.800	4-4	1.000	2	3	5	3.8	2	2	3	0	2	20	13.8	
CENTRAL ARKANSAS	12-20-17	*	24	3-7	.429	2-6	.333	0-0	.000	0	2	2	3.6	3	3	1	0	0	8	13.3	
UTAH	12-29-17	*	31	4-11	.364	4-9	.444	0-0	.000	0	5	5	3.7	0	5	1	0	0	12	13.2	
COLORADO	12-31-17	*	29	6-11	.545	2-7	.286	3-3	1.000	0	2	2	3.6	2	1	4	0	0	17	13.5	
at Oregon State	1/5/18	*	26	2-9	.222	1-4	.250	0-0	.000	2	2	4	3.6	0	1	1	0	2	5	12.9	
at Arizona State	01-11-18	*	29	5-13	.385	3-10	.300	5-5	1.000	0	0	0	3.4	2	1	1	0	1	18	13.2	
at Arizona	01/13/18	*	30	7-11	.636	6-10	.600	5-5	1.000	0	1	1	3.3	2	0	2	0	0	25	13.9	
USC	01/18/18	*	33	3-7	.429	3-7	.429	0-0	.000	0	4	4	3.3	4	5	2	0	2	9	13.6	
UCLA	01/20/18	*	21	2-9	.222	1-8	.125	0-0	.000	0	2	2	3.3	3	3	2	0	0	5	13.2	
OREGON STATE	01-27-18	*	33	4-10	.400	3-7	.429	9-9	1.000	1	5	6	3.4	0	3	2	0	0	20	13.5	
at California	2/1/18	*	28	6-8	.750	3-4	.750	0-0	.000	0	3	3	3.4	1	1	4	0	1	15	13.6	
Totals			21	620	96-223	430	55-147	374	52-54	963	16	58	74	3.4	43	64	41	1	20	299	13.6

Games played: 22
 Minutes/game: 28.2
 Points/game: 13.6
 FG Pct: 43.0
 3FG Pct: 37.4
 FT Pct: 96.3

Rebounds/game: 3.4
 Assists/game: 2.9
 Turnovers/game: 1.9
 Assist/turnover ratio: 1.6
 Steals/game: 0.9
 Blocks/game: 0.0

2017-18 | RS-SENIOR SEASON

- Currently shooting .963 at the free throw line, having missed only two attempts, to lead the Pac-12. It would also rank him first in the NCAA if he had enough attempts.
- Has made 39 straight free-throw attempts dating back to the first half against Oklahoma on Nov. 26.
- Tied for fourth in the Pac-12 in three-pointers per game (2.5).
- Has made at least three three-pointers in five of the last six games.
- Recorded 15 pts at Cal on 6-of-8 shooting.
- Led the team with 20 pts and 6 rebs vs. OSU, going 9-of-9, both season highs, from the free-throw line.
- Netted a season-high 25 points at Arizona sinking a season-high six three-pointers.
- Team-high 18 points at Arizona State.
- Recorded 17 pts in UO's win over Colorado
- 12 pts, 5 rebs, and a team-high 5 assts against Utah.
- Netted 20 points at Fresno State marking the second straight game, and third in the past four, he has scored 20 or more points.
- Recorded a season-high 22 pts to go with 5 assts and 4 rebs vs. PSU.
- Scored 18 points off 6-of-6 shooting in the second half vs. Colorado State to finish with 20 pts, 6 assts and 5 rebs.
- Led UO with 4 assts and 3 stls vs. Boise State while scoring 17 pts.
- Scored 14 pts to go along with 5 rebs against Oklahoma.
- Recorded 19 pts and a season-high 6 rebs in OT win vs. DePaul.
- Netted 17 pts and 5 rebs against Ball State.
- Recorded 15 pts and 6 assists, one shy of his career high, vs. Alabama State.
- Recorded 22 pts and six assists in exhibition win vs. NCU.

BEFORE OREGON

- Two-time all-Mountain West Conference honoree led New Mexico in scoring as both a sophomore and junior.
- Selected as an all-MWC second team member after averaging 18.9 points, 5.2 rebounds and 3.1 assists as a junior in 2016-17.
- Garnered all-MWC first team status and was named the Mountain West's newcomer of the year as a sophomore in 2015-16 after averaging 21.7 points and 5.5 rebounds per game.
- Scored a career-high 41 points versus FSU, grabbing 11 rebounds.
- Helped lead Mater Dei High School to back-to-back state championships in 2011-12 and 2012-13.
- His father, Mike Brown, is the former head coach of the Cleveland Cavaliers and current assistant head coach of the 2017 NBA World Champion Golden State Warriors.
- Graduated from New Mexico with a degree in communications.

5 THINGS OFF THE COURT

Hidden Talent: Video games
 Super Power: Control time
 Favorite NBA Team: Golden State Warriors
 Favorite Snack: Burritos
 Sport Other Than Basketball: Baseball

YEAR-BY-YEAR CAREER STATISTICS (2013-14 - Butler; 2015-17 New Mexico; 2017-18 Oregon)

Season	GP-GS	Min./Avg.	FG-FGA	pct.	3FG-3FGA	pct.	FT-FTA	pct.	off	def	tot	avg.	pf	fo	asst	to	blk	stl	Points	Avg.
2013-14	30-1	558/18.6	66-196	.337	30-108	.278	41-48	.854	3	63	66	2.2	45	0	36	38	12	3	203	6.8
2014-15	Redshirt Season																			
2015-16	32-29	1077/33.7	194-453	.428	89-226	.394	217-255	.851	22	154	176	5.5	64	0	101	108	35	2	694	21.7
2016-17	31-28	1000/32.3	166-438	.379	68-206	.330	182-220	.827	13	148	161	5.2	63	0	95	95	41	4	582	18.8
2017-18	22-21	620/28.2	96-223	.430	55-147	.374	52-54	.963	16	58	74	3.4	43	2	64	41	1	20	299	13.6
TOTAL	115-79	3255/28.3	522-1310	.398	242-687	.352	492-577	.852	54	423	477	4.1	215	2	296	282	89	29	1778	15.5

2017-18 SEASON HIGHS

Points	25	at Arizona (1-13-18)
FG Made	7	at Arizona (1-13-18)
		Colorado State (12-8-17)
FG Att.	16	Portland State (12-13-17)
3 PT Made	6	at Arizona (1-13-18)
3 PT Att.	12	Portland State (12-13-17)
FT Made	9	Oregon State (1-27-18)
FT Att.	9	Oregon State (1-27-18)
Rebounds	6	Oregon State (1-27-18)
		vs. DePaul (11-24-17)
Assists	6	Colorado State (12-8-17)
		Alabama State (11-17-17)
Steals	3	Boise State (12-1-17)
Blocks	1	Boise State (12-1-17)
Minutes	36	Boise State (12-1-17)

CAREER HIGHS

Points	41	Fresno State (2-27-16)
FG Made	13	Fresno State (2-27-16)
FG Att.	25	Wyoming (1-21-17)
3 PT Made	7	at Air Force (2-20-16)
3PT FG Att.	17	at Air Force (2-20-16)
FT Made	15	Nevada (12-30-15)
	15	San Diego State (3-4-17)
FT Att.	17	San Diego State (3-4-17)
Rebounds	11	Fresno State (2-27-16)
Assists	7	Cal State Northridge (11-25-16)
		at Colorado State (1-14-17)
Steals	3	Six times
Blocks	1	Nine times
Minutes	43	at San Diego State (2-6-16)

MISCELLANEOUS STATS

CATEGORY	2017-18	CAREER
Double-digit scoring	15	85
20+ point games	5	36
Double-digit rebounding		3
Double-doubles		3
Led UO in scoring	6	6
Led UO in rebounding	1	1
Led UO in assists	7	7
Led UO in steals	4	4
Led UO in blocks	1	1
5+ assist games	5	20
3+ steal games	1	6
3+ block games		



#0 TROY BROWN JR.

FRESHMAN | FORWARD | 6-7 | 215 | LAS VEGAS, NEV.

CENTENNIAL HS | UNDECLARED

Opponent	Date	gs	min	Total		3-Pointers		Free throws		Rebounds				pts	avg						
				fg-fga	pct	3fg-fga	pct	ft-fa	pct	off	def	tot	avg								
COPPIN STATE	11-10-17	*	33	6-12	.500	2-7	.286	4-4	1.000	0	5	5	5.0	0	2	3	0	1	18	18.0	
PRAIRIE VIEW A&M	11-13-17	*	28	6-9	.667	0-2	.000	5-6	.833	3	6	9	7.0	1	4	0	0	1	17	17.5	
ALABAMA STATE	11-17-17	*	21	5-10	.500	2-4	.500	1-1	1.000	0	3	3	5.7	0	2	2	1	1	13	16.0	
BALL STATE	11-19-17	*	24	1-5	.200	0-3	.000	2-3	.667	1	7	8	6.3	3	3	4	0	1	4	13.0	
vs Connecticut	11/23/17	*	25	2-6	.333	0-3	.000	2-2	1.000	2	6	8	6.6	5	1	3	0	0	6	11.6	
vs DePaul	11/24/17	*	26	3-5	.600	3-3	1.000	2-2	1.000	1	8	9	7.0	2	0	3	0	1	11	11.5	
vs Oklahoma	11/26/17	*	33	4-12	.333	1-5	.200	4-5	.800	3	5	8	7.1	2	3	2	0	2	13	11.7	
BOISE STATE	12-01-17	dnp	-	-	-	-	-	-	-	-	-	-	-	-	-	-	-	-	-	-	
COLORADO STATE	12-08-17	*	27	5-8	.625	1-4	.250	1-1	1.000	3	7	10	7.5	4	5	2	0	1	12	11.8	
TEXAS SOUTHERN	12-11-17	*	31	3-13	.231	1-3	.333	3-4	.750	1	11	12	8.0	0	4	2	1	1	10	11.6	
PORTLAND STATE	12-13-17	*	35	3-10	.300	1-3	.333	3-4	.750	3	7	10	8.2	4	9	6	1	1	10	11.4	
at Fresno State	12/16/17	*	33	5-9	.556	1-2	.500	2-4	.500	0	7	7	8.1	4	1	1	0	3	13	11.5	
CENTRAL ARKANSAS	12-20-17	*	26	5-9	.556	3-4	.750	1-2	.500	1	3	4	7.8	0	4	3	0	1	14	11.8	
UTAH	12-29-17	*	33	6-11	.545	2-5	.400	2-3	.667	1	5	6	7.6	2	2	1	0	0	16	12.1	
COLORADO	12-31-17	*	32	7-11	.636	1-2	.500	6-6	1.000	1	6	7	7.6	0	2	0	0	4	21	12.7	
at Oregon State	1/5/18	*	34	3-10	.300	1-5	.200	0-0	.000	3	5	8	7.6	1	1	3	0	0	7	12.3	
at Arizona State	01-11-18	*	24	1-5	.200	0-2	.000	0-0	.000	1	5	6	7.5	4	2	1	1	2	2	11.7	
at Arizona	01/13/18	*	32	2-6	.333	0-3	.000	0-0	.000	0	3	3	7.2	1	6	3	0	0	4	11.2	
USC	01/18/18	*	34	5-10	.500	0-3	.000	2-2	1.000	1	0	1	6.9	3	5	0	0	2	12	11.3	
UCLA	01/20/18	*	31	6-13	.462	1-2	.500	4-6	.667	3	3	6	6.8	4	5	2	0	3	17	11.6	
OREGON STATE	01-27-18	*	35	3-8	.375	0-3	.000	0-1	.000	2	1	3	6.7	2	1	1	1	0	6	11.3	
at California	2/1/18	*	34	5-6	.833	2-2	1.000	4-8	.500	1	4	5	6.6	4	3	3	1	3	16	11.5	
Totals			21	631	86-188	.457	22-70	.314	48-64	.750	31	107	138	6.6	46	65	45	6	28	242	11.5

Games played: 21
 Minutes/game: 30.0
 Points/game: 11.5
 FG Pct: 45.7
 3FG Pct: 31.4
 FT Pct: 75.0

Rebounds/game: 6.6
 Assists/game: 3.1
 Turnovers/game: 2.1
 Assist/turnover ratio: 1.4
 Steals/game: 1.3
 Blocks/game: 0.3

2017-18 | FRESHMAN SEASON

- Averaging 6.6 rebounds per game to rank 15th in the Pac-12.
- Led UO with 16 pts at Cal to go along with 5 rebs, 3 assts and 3 stls.
- Team-high 5 assts and 3 stls to go along with 17 pts and 6 rebs against UCLA.
- Netted 12 pts, 5 assts and a team-high 2 stls against USC.
- Recorded a career-high 21 pts and 4 stls against Colorado while pulling down 7 rebs.
- Led UO with 16 pts and 6 rebs against Utah.
- 14 pts, 4 rebs and 4 assts against Central Arkansas.
- Scored 13 pts along with seven rebs and a career-high three stls at Fresno State.
- One assist shy of a triple-double against Portland State finishing with 10 pts, 10 rebs and a career-high 9 assts for his third straight double-double.
- Earned second straight double-double with 10 pts and a career-high 12 rebs against Texas Southern.
- Recorded first career double-double vs. Colorado State with 12 pts, 10 rebs and 5 assts.
- Is the first Duck with three-straight triple-doubles since Jordan Bell's last three games of 2016-17.
- Closed out the PK80 with 13 pts, 8 rebs against Oklahoma.
- Scored 13 points vs. Alabama State, his third straight game in double-figures.
- Led the team with 17 pts, 9 rebs and 4 assts against PVAM.
- Started first career game at UO netting 18 points and 5 rebounds against Coppin State.

BEFORE OREGON

- Five-star recruit with a scout grade of 93 according to ESPN.
- Ranked 18th in ESPN's top 100, and was the fifth-ranked overall small forward for 2017.
- Named to the McDonald's All-America team and played in the McDonald's All-America Game, where he scored 12 points with seven rebounds.
- One of 18 players on the 2016 USA Basketball Men's U17 World Championship Team.
- Selected to play in the Jordan Brand Classic.
- One of 12 players chosen to play in the Nike Hoop Summit hosted by USA basketball.

5 THINGS OFF THE COURT

Hidden Talent: Drawing
 Super Power: Teleporting
 Favorite Social Platform: Instagram
 Pregame Ritual: Nap
 Sport Other Than Basketball: Baseball

YEAR-BY-YEAR CAREER STATISTICS

Season	GP-GS	Min./Avg.	FG-FGA	pct.	3FG-3FGA	pct.	FT-FTA	pct.	off	def	tot	avg.	pf	fo	asst	to	blk	stl	Points	Avg.
2017-18	21-21	631/30.0	86-188	.457	22-70	.314	48-64	.750	31	107	138	6.6	46	1	65	45	6	28	242	11.5
TOTAL	21-21	631/30.0	86-188	.457	22-70	.314	48-64	.750	31	107	138	6.6	46	1	65	45	6	28	242	11.5

2017-18 SEASON HIGHS

Points	21	Colorado (12-31-17)
FG Made	7	Colorado (12-31-17)
FG Att.	13	UCLA (1-20-18)
		Texas Southern (12-11-17)
3 PT Made	3	Central Arkansas (12-20-17)
		vs. DePaul (11-24-17)
3 PT Att.	7	Coppin State (11-10-17)
FT Made	6	Colorado (12-31-17)
FT Att.	8	at Cal (2-1-18)
Rebounds	12	Texas Southern (12-11-17)
Assists	9	Portland State (12-13-17)
Steals	4	Colorado (12-31-17)
Blocks	1	Six times
Minutes	35	Oregon State (1-27-18)
		Portland State (12-13-17)

CAREER HIGHS

Points	21	Colorado (12-31-17)
FG Made	7	Colorado (12-31-17)
FG Att.	13	UCLA (1-20-18)
		Texas Southern (12-11-17)
3 PT Made	3	Central Arkansas (12-20-17)
		vs. DePaul (11-24-17)
3 PT Att.	7	Coppin State (11-10-17)
FT Made	6	Colorado (12-31-17)
FT Att.	8	at Cal (2-1-18)
Rebounds	12	Texas Southern (12-11-17)
Assists	9	Portland State (12-13-17)
Steals	4	Colorado (12-31-17)
Blocks	1	Six times
Minutes	35	Oregon State (1-27-18)
		Portland State (12-13-17)

MISCELLANEOUS STATS

CATEGORY	2017-18	CAREER
Double-digit scoring	15	15
20+ point games	1	1
Double-digit rebounding	3	3
Double-doubles	3	3
Led UO in scoring	4	4
Led UO in rebounding	10	10
Led UO in assists	4	4
Led UO in steals	7	7
Led UO in blocks		
5+ assist games	5	5
3+ steal games	4	4
3+ block games		



#4 M.J. CAGE

RS-FRESHMAN | FORWARD | 6-10 | 225 | SANTA ANA, CALIF.

MATER DEI HS | BUSINESS

2017-18 | RS-FRESHMAN SEASON

- Netted a career-high 11 pts on 5-of-6 shooting vs. Central Arkansas.
- Made first career block vs. Ball State
- Recorded 5 points and 7 rebounds against Alabama State.
- Made UO debut against PVAM recording 2 rebs and 1 pt.

2016-17 | FRESHMAN SEASON

- Redshirt season.

BEFORE OREGON

- A three-star recruit with a grade of 77 according to ESPN.com and the 76th-ranked player by Scout.com on their top 100 list for the 2016 season.
- As a sophomore in the 2013-14 season, teamed with Stanley Johnson, the eighth overall pick in the 2015 NBA Draft, to lead Mater Dei to both the California state championship and a mythical national championship.
- Averaged 14.9 points, 10.6 rebounds and 3.6 blocks per game
- The son of former NBA player Michael Cage.

Opponent	Date	gs	min	Total		3-Pointers		Free throws		Rebounds				pf	a	t/o	blk	stl	pts	avg
				fg-fga	pct	3fg-fga	pct	ft-fga	pct	off	def	tot	avg							
COPPIN STATE	11-10-17	dnp	-	-	-	-	-	-	-	-	-	-	-	-	-	-	-	-	-	-
PRAIRIE VIEW A&M	11-13-17	4	0-0	.000	0-0	.000	1-2	.500	1	1	2	2.0	2	0	1	0	0	1	1.0	
ALABAMA STATE	11-17-17	11	2-2	1.000	1-1	1.000	0-0	.000	0	7	7	4.5	0	1	0	0	0	5	3.0	
BALL STATE	11-19-17	7	0-0	.000	0-0	.000	0-0	.000	1	1	2	3.7	3	0	0	1	0	0	2.0	
vs Connecticut	11/23/17	dnp	-	-	-	-	-	-	-	-	-	-	-	-	-	-	-	-	-	
vs DePaul	11/24/17	dnp	-	-	-	-	-	-	-	-	-	-	-	-	-	-	-	-	-	
vs Oklahoma	11/26/17	dnp	-	-	-	-	-	-	-	-	-	-	-	-	-	-	-	-	-	
BOISE STATE	12-01-17	9	0-2	.000	0-0	.000	0-0	.000	1	2	3	3.5	0	0	0	0	0	0	1.5	
COLORADO STATE	12-08-17	11	0-1	.000	0-0	.000	0-0	.000	1	2	3	3.4	2	0	1	0	0	0	1.2	
TEXAS SOUTHERN	12-11-17	dnp	-	-	-	-	-	-	-	-	-	-	-	-	-	-	-	-	-	
PORTLAND STATE	12-13-17	dnp	-	-	-	-	-	-	-	-	-	-	-	-	-	-	-	-	-	
at Fresno State	12/16/17	0	0-0	.000	0-0	.000	0-0	.000	0	0	0	2.8	0	0	0	0	0	0	1.0	
CENTRAL ARKANSAS	12-20-17	16	5-6	.833	0-0	.000	1-2	.500	3	1	4	3.0	0	0	0	0	0	11	2.4	
UTAH	12-29-17	4	0-1	.000	0-0	.000	0-0	.000	2	1	3	3.0	0	0	0	0	0	0	2.1	
COLORADO	12-31-17	dnp	-	-	-	-	-	-	-	-	-	-	-	-	-	-	-	-	-	
at Oregon State	1/5/18	dnp	-	-	-	-	-	-	-	-	-	-	-	-	-	-	-	-	-	
at Arizona State	01-11-18	2	0-0	.000	0-0	.000	0-0	.000	0	0	0	2.7	0	0	1	0	0	0	1.9	
at Arizona	01/13/18	dnp	-	-	-	-	-	-	-	-	-	-	-	-	-	-	-	-	-	
USC	01/18/18	dnp	-	-	-	-	-	-	-	-	-	-	-	-	-	-	-	-	-	
UCLA	01/20/18	dnp	-	-	-	-	-	-	-	-	-	-	-	-	-	-	-	-	-	
OREGON STATE	01-27-18	dnp	-	-	-	-	-	-	-	-	-	-	-	-	-	-	-	-	-	
at California	2/1/18	dnp	-	-	-	-	-	-	-	-	-	-	-	-	-	-	-	-	-	
Totals		0	64	7-12	.583	1-1	1.000	2-4	.500	9	15	24	2.7	7	1	3	1	0	17	1.9

Games played: 9
 Minutes/game: 7.1
 Points/game: 1.9
 FG Pct: 58.3
 3FG Pct: 100.0
 FT Pct: 50.0

Rebounds/game: 2.7
 Assists/game: 0.1
 Turnovers/game: 0.3
 Assist/turnover ratio: 0.3
 Blocks/game: 0.1

5 THINGS OFF THE COURT

Hidden Talent: Saxophone
 Super Power: Fly
 Favorite NBA Team: Los Angeles Lakers
 Favorite Snack: Fruit snacks
 Sport Other Than Basketball: Soccer

YEAR-BY-YEAR CAREER STATISTICS

Season	GP-GS	Min./Avg.	FG-FGA	pct.	3FG-3FGA	pct.	FT-FTA	pct.	off	def	tot	avg.	pf	fo	asst	to	blk	stl	Points	Avg.
2017-18	9-0	64/7.1	7-12	.583	1-1	1.000	2-4	.500	9	15	24	2.7	7	0	1	3	1	0	17	1.9
TOTAL	9-0	64/7.1	7-12	.583	1-1	1.000	2-4	.500	9	15	24	2.7	7	0	1	3	1	0	17	1.9

2017-18 SEASON HIGHS

Points	11	Central Arkansas (12-20-17)
FG Made	5	Central Arkansas (12-20-17)
FG Att.	6	Central Arkansas (12-20-17)
3 PT Made	1	Alabama State (11-17-17)
3 PT Att.	1	Alabama State (11-17-17)
FT Made	1	Central Arkansas (12-20-17)
		Prairie View A&M (11-14-17)
FT Att.	2	Central Arkansas (12-20-17)
		Prairie View A&M (11-14-17)
Rebounds	7	Alabama State (11-17-17)
Assists	1	Alabama State (11-17-17)
Steals		
Blocks	1	Ball State (11-19-17)
Minutes	16	Central Arkansas (12-20-17)

CAREER HIGHS

Points	11	Central Arkansas (12-20-17)
FG Made	5	Central Arkansas (12-20-17)
FG Att.	6	Central Arkansas (12-20-17)
3 PT Made	1	Alabama State (11-17-17)
3 PT Att.	1	Alabama State (11-17-17)
FT Made	1	Central Arkansas (12-20-17)
		Prairie View A&M (11-14-17)
FT Att.	2	Central Arkansas (12-20-17)
		Prairie View A&M (11-14-17)
Rebounds	7	Alabama State (11-17-17)
Assists	1	Alabama State (11-17-17)
Steals		
Blocks	1	Ball State (11-19-17)
Minutes	16	Central Arkansas (12-20-17)

MISCELLANEOUS STATS

CATEGORY	2017-18	CAREER
Double-digit scoring	1	1
20+ point games		
Double-digit rebounding		
Double-doubles		
Led UO in scoring		
Led UO in rebounding		
Led UO in assists		
Led UO in steals		
Led UO in blocks		
5+ assist games		
3+ steal games		
3+ block games		



#24 ABU KIGAB

FRESHMAN | FORWARD | 6-6 | 215 | ST. CATHARINES, ONTARIO
 PROLIFIC PREP (NV) ACADEMY | BUSINESS ADMINISTRATION

2017-18 | FRESHMAN SEASON

- Played big role on the defensive end in 14 minutes at Arizona.
- Career-high 13 points against Alabama State.
- Shot 75-percent against PVAM finishing the game with 10 points.
- Scored 6 pts with 6 rebs in exhibition win vs. Northwest Christian.

BEFORE OREGON

- A four-star recruit with a scout grade of 81 according to ESPN.com.
- Formerly from St. Catharines, Ontario, where he played for St. Francis Phoenix before transferring to Prolific Prep in Napa.
- Averaged 13.2 points, 6.8 rebounds, and 4.5 assists as a junior.
- Made Team Canada's 12-man roster for the 2017 U19 World Cup in Cairo, Egypt.
- Helped Team Canada win its first-ever FIBA U19 World Cup gold medal by averaging 14.7 points, 10.6 rebounds and 2.3 assists per game.
- Was named to the World Cup All-Star team for his efforts.
- Had 17 points and 15 rebounds in the quarterfinal game with France.
- Scored 14 points in the semifinal win over the United States.
- Has 12 points and 10 rebounds in the Gold Medal win over Italy, his fourth double-double of the tournament.

Opponent	Date	gs	min	Total		3-Pointers		Free throws		Rebounds				pts	avg					
				fg-fga	pct	3fg-fga	pct	ft-fa	pct	off	def	tot	avg							
COPPIN STATE	11-10-17	13	1-4	250	0-1	.000	0-1	.000	1	3	4	4.0	3	0	0	0	2	2.0		
PRAIRIE VIEW A&M	11-13-17	10	3-4	.750	2-2	1.000	2-3	.667	0	3	3	3.5	2	0	2	1	0	10	6.0	
ALABAMA STATE	11-17-17	20	4-5	.800	2-3	.667	3-5	.600	0	1	1	2.7	2	2	1	0	0	13	8.3	
BALL STATE	11-19-17	12	1-4	250	1-4	.250	0-1	.000	0	1	1	2.3	0	0	2	2	1	3	7.0	
vs Connecticut	11/23/17	2	0-2	.000	0-0	.000	0-0	.000	0	0	0	1.8	1	0	1	0	0	0	5.6	
vs DePaul	11/24/17	4	1-3	.333	0-2	.000	0-0	.000	0	1	1	1.7	0	0	0	0	0	2	5.0	
vs Oklahoma	11/26/17	3	1-1	1,000	0-0	.000	0-0	.000	0	1	1	1.6	1	0	1	0	0	2	4.6	
BOISE STATE	12-01-17	4	0-1	.000	0-0	.000	0-0	.000	0	0	0	1.4	0	0	0	0	0	0	4.0	
COLORADO STATE	12-08-17	11	1-4	250	0-1	.000	0-0	.000	0	0	0	1.2	2	1	0	0	1	2	3.8	
TEXAS SOUTHERN	12-11-17	6	0-1	.000	0-0	.000	0-0	.000	0	1	1	1.2	0	0	0	0	1	0	3.4	
PORTLAND STATE	12-13-17	9	2-4	.500	0-1	.000	0-1	.000	1	1	2	1.3	1	0	1	1	0	4	3.5	
at Fresno State	12/16/17	5	0-4	.000	0-0	.000	0-0	.000	1	1	2	1.3	0	0	0	1	0	0	3.2	
CENTRAL ARKANSAS	12-20-17	9	1-1	1,000	0-0	.000	0-1	.000	0	0	0	1.2	1	0	1	1	0	2	3.1	
UTAH	12-29-17	7	0-3	.000	0-2	.000	0-0	.000	1	2	3	1.4	0	0	0	0	0	0	2.9	
COLORADO	12-31-17	dnp	-	-	-	-	-	-	-	-	-	-	-	-	-	-	-	-	-	
at Oregon State	1/5/18	9	1-1	1,000	0-0	.000	1-2	.500	0	1	1	1.3	3	0	0	1	1	3	2.9	
at Arizona State	01-11-18	6	0-1	.000	0-0	.000	0-2	.000	3	0	3	1.4	0	0	1	0	0	0	2.7	
at Arizona	01/13/18	14	0-0	.000	0-0	.000	3-4	.750	1	1	2	1.5	4	0	1	0	0	3	2.7	
USC	01/18/18	4	0-0	.000	0-0	.000	0-0	.000	0	1	1	1.4	0	0	0	0	0	0	2.6	
UCLA	01/20/18	6	0-2	.000	0-2	.000	0-0	.000	0	0	0	1.4	2	1	0	0	0	0	2.4	
OREGON STATE	01-27-18	5	0-1	.000	0-0	.000	0-0	.000	0	1	1	1.4	1	0	0	0	0	0	2.3	
at California	2/1/18	4	0-0	.000	0-0	.000	0-0	.000	0	0	0	1.3	0	0	0	0	0	0	2.2	
Totals		0	163	16-46	.348	5-18	.278	9-20	.450	8	19	27	1.3	23	4	11	7	4	46	2.2

Games played: 21
 Minutes/game: 7.8
 Points/game: 2.2
 FG Pct: 34.8
 3FG Pct: 27.8
 FT Pct: 45.0

Rebounds/game: 1.3
 Assists/game: 0.2
 Turnovers/game: 0.5
 Assist/turnover ratio: 0.4
 Steals/game: 0.2
 Blocks/game: 0.3

5 THINGS OFF THE COURT

- Hidden Talent: Juggling
- Super Power: Telekinesis
- Favorite NBA Team: Toronto Raptors
- Favorite Snack: Beef jerky
- Sport Other Than Basketball: Baseball

YEAR-BY-YEAR CAREER STATISTICS

Season	GP-GS	Min./Avg.	FG-FGA	pct.	3FG-3FGA	pct.	FT-FTA	pct.	off	def	tot	avg.	pf	fo	asst	to	blk	stl	Points	Avg.
2017-18	21-0	163/7.8	16-46	.348	5-18	.278	9-20	.450	8	19	27	1.3	23	0	4	11	7	4	46	2.2
TOTAL	21-0	163/7.8	16-46	.348	5-18	.278	9-20	.450	8	19	27	1.3	23	0	4	11	7	4	46	2.2

2017-18 SEASON HIGHS


Points	13	Alabama State (11-17-17)
FG Made	4	Alabama State (11-17-17)
FG Att.	5	Alabama State (11-17-17)
3 PT Made	2	Alabama State (11-17-17)
		Prairie View A&M (11-14-17)
3 PT Att.	4	Ball State (11-19-17)
FT Made	3	at Arizona (1-13-18)
		Alabama State (11-17-17)
FT Att.	5	Alabama State (11-17-17)
Rebounds	4	Coppin State (11-10-17)
Assists	2	Alabama State (11-17-17)
Steals	1	Four times
Blocks	2	Ball State (11-19-17)
Minutes	20	Alabama State (11-17-17)

CAREER HIGHS

Points	13	Alabama State (11-17-17)
FG Made	4	Alabama State (11-17-17)
FG Att.	5	Alabama State (11-17-17)
3 PT Made	2	Alabama State (11-17-17)
		Prairie View A&M (11-14-17)
3 PT Att.	4	Ball State (11-19-17)
FT Made	3	at Arizona (1-13-18)
		Alabama State (11-17-17)
FT Att.	5	Alabama State (11-17-17)
Rebounds	4	Coppin State (11-10-17)
Assists	2	Alabama State (11-17-17)
Steals	1	Four times
Blocks	2	Ball State (11-19-17)
Minutes	20	Alabama State (11-17-17)

MISCELLANEOUS STATS

CATEGORY	2017-18	CAREER
Double-digit scoring	2	2
20+ point games		
Double-digit rebounding		
Double-doubles		
Led UO in scoring		
Led UO in rebounding		
Led UO in assists		
Led UO in steals		
Led UO in blocks		
5+ assist games		
3+ steal games		
3+ block games		



#22 MIKYLE MCINTOSH

RS-SENIOR | FORWARD | 6-7 | 240 | PICKERING, ONTARIO
 PICKERING HS / ILLINOIS STATE | NONPROFIT MANAGEMENT

Opponent	Date	gs	min	Total		3-Pointers		Free Throws		Rebounds				pts	avg						
				fg-fga	pct	3fg-fga	pct	ft-fga	pct	off	def	tot	avg			pf	a	t/o	blk	stl	
COPPIN STATE	11-10-17	*	25	3-11	.273	0-5	.000	0-0	.000	1	3	4	4.0	3	2	1	1	0	6	6.0	
PRAIRIE VIEW A&M	11-13-17	*	19	4-6	.667	1-2	.500	0-0	.000	0	4	4	4.0	4	2	1	3	0	9	7.5	
ALABAMA STATE	11-17-17	*	19	2-4	.500	1-2	.500	1-2	.500	3	5	8	5.3	4	2	5	0	1	6	7.0	
BALL STATE	11-19-17	*	18	5-7	.714	1-2	.500	2-2	1.000	1	4	5	5.3	2	1	2	0	1	13	8.5	
vs Connecticut	11/23/17	*	24	3-9	.333	0-0	.000	4-5	.800	1	10	11	6.4	5	0	3	0	2	10	8.8	
vs DePaul	11/24/17	*	38	1-4	.250	0-1	.000	2-4	.500	0	3	3	5.8	3	2	4	0	3	4	8.0	
vs Oklahoma	11/26/17	*	28	4-9	.444	1-3	.333	2-3	.667	2	5	7	6.0	3	0	2	1	1	11	8.4	
BOISE STATE	12-01-17	*	16	4-7	.571	0-0	.000	0-0	.000	0	4	4	5.8	5	0	0	0	1	8	8.4	
COLORADO STATE	12-08-17	*	19	4-5	.800	1-1	1.000	1-3	.333	0	2	2	5.3	4	1	0	0	0	10	8.6	
TEXAS SOUTHERN	12-11-17	*	21	3-5	.600	0-2	.000	4-5	.800	1	7	8	5.6	4	1	1	0	0	10	8.7	
PORTLAND STATE	12-13-17	*	18	1-2	.500	0-1	.000	4-4	1.000	3	3	6	5.6	4	2	2	0	0	6	8.5	
at Fresno State	12/16/17	*	22	2-8	.250	0-2	.000	0-0	.000	1	5	6	5.7	2	0	3	3	0	4	8.1	
CENTRAL ARKANSAS	12-20-17	*	35	6-9	.667	3-4	.750	2-4	.500	1	5	6	5.7	3	2	2	0	3	17	8.8	
UTAH	12-29-17	*	30	5-6	.833	3-4	.750	1-2	.500	0	3	3	5.5	5	1	2	0	0	14	9.1	
COLORADO	12-31-17	*	32	2-9	.222	0-3	.000	0-0	.000	1	5	6	5.5	2	2	4	0	0	4	8.8	
at Oregon State	1/5/18	*	29	4-11	.364	1-3	.333	0-2	.000	2	2	4	5.4	4	0	1	0	0	9	8.8	
at Arizona State	01-11-18	*	35	6-13	.462	0-3	.000	0-0	.000	5	8	13	5.9	3	3	2	0	0	12	9.0	
at Arizona	01/13/18	*	34	7-14	.500	1-4	.250	5-5	1.000	4	3	7	5.9	5	1	3	2	2	20	9.6	
USC	01/18/18	*	33	3-8	.375	1-3	.333	4-4	1.000	1	9	10	6.2	4	1	2	0	0	11	9.7	
UCLA	01/20/18	*	35	6-12	.500	1-3	.333	5-6	.833	2	6	8	6.3	3	1	1	0	2	18	10.1	
OREGON STATE	01-27-18	*	30	2-3	.667	2-3	.667	1-2	.500	0	6	6	6.2	3	1	2	0	1	7	10.0	
at California	2/1/18	*	33	2-7	.286	0-2	.000	9-9	1.000	1	10	11	6.5	4	3	1	0	1	13	10.1	
Totals			22	593	79-169	.467	17-53	.321	47-62	.758	30	112	142	6.5	79	28	44	10	18	222	10.1

Games played: 22
 Minutes/game: 27.0
 Points/game: 10.1
 FG Pct: 46.7
 3FG Pct: 32.1

Rebounds/game: 6.5
 Assists/game: 1.3
 Turnovers/game: 2.0
 Assist/turnover ratio: 0.6
 Steals/game: 0.8

5 THINGS OFF THE COURT

Hidden Talent: Dancing
 Super Power: Super speed
 Favorite NBA Team: Cleveland Cavaliers
 Favorite Snack: Watermelon
 Sport Other Than Basketball: Soccer

2017-18 | RS-SENIOR SEASON

- Scored his 1,000th career point during game vs. Texas Southern.
- His 6.5 season rebound average ranks tied for 16th in the Pac-12. Averaging 7.6 rebs per game in conference play to rank sixth.
- Averaging 13.5 pts and 9.2 throughout the last six games.
- Notched 13 pts and 11 rebs at Cal for his third double-double in six games.
- Netted 18 pts and a team-high 8 rebs against UCLA.
- Recorded his second double-double in three games, and third of the season, against USC with 11 pts and 10 rebs.
- Scored a season-high 20 pts at Arizona, to go along with seven rebs and a team-high 2 blks.
- Recorded his second double-double of the season with 12 pts and a career-high 13 rebs at Arizona State.
- Went 5-of-6 against Utah for 14 pts.
- Recorded a season-high 17 pts and 3 stls vs. Central Arkansas.
- Tied season-high with three blks at FSU while securing six rebs.
- Finished game against Texas Southern with 10 pts, 8 rebs.
- Netted 10 points against Colorado State.
- Closed out the PK80 with 11 pts, 7 rebs vs. Oklahoma.
- Recorded first double-double at UO with 10 pts and a season-high 11 rebs against Connecticut.
- Netted a season-high 13 points against Ball State.
- 12 pts, 5 rebs and team-high 4 steals in exhibition win vs. NCU.

BEFORE OREGON

- Was an all-Missouri Valley Conference second team selection for Illinois State as a junior in 2016-17.
- Ranked third on the Redbirds in scoring at 12.5 points per game and rebounding at 5.6 boards per game.
- Recorded double-figure scoring in 20 games.
- During the summer of 2013, helped guide the Canadian Junior Men's National Team to a sixth-place finish at the FIBA U19 World Championship.
- Graduated from Illinois State with a degree in recreation management.

YEAR-BY-YEAR CAREER STATISTICS (2014-17 - Illinois State; 2017-18 Oregon)

Season	GP-GS	Min./Avg.	FG-FGA	pct.	3FG-3FGA	pct.	FT-FTA	pct.	off	def	tot	avg.	pf	fo	asst	to	blk	stl	Points	Avg.
2014-15	35-17	702/20.1	70-200	.350	8-40	.200	54-97	.557	50	97	147	4.2	106	6	25	69	8	9	202	5.8
2015-16	31-27	745/24.0	114-263	.433	33-87	.379	78-117	.667	59	89	148	4.8	110	7	56	69	18	20	339	10.9
2016-17	30-29	802/26.7	120-293	.410	32-92	.348	103-135	.763	47	120	167	5.6	91	2	53	74	26	20	375	12.5
2017-18	22-22	593/27.0	79-169	.467	17-53	.321	47-62	.758	30	112	142	6.5	79	4	28	44	10	18	222	10.1
TOTAL	118-95	2842/24.1	383-925	.414	90-272	.331	282-411	.686	186	418	604	5.1	386	19	162	249	62	67	1113	9.4

2017-18 SEASON HIGHS


Points	20	at Arizona (1-13-18)
FG Made	7	at Arizona (1-13-18)
FG Att.	14	at Arizona (1-13-18)
3 PT Made	3	Utah (12-29-17)
		Central Arkansas (12-20-17)
3 PT Att.	5	Coppin State (11-10-17)
FT Made	9	at Cal (2-1-18)
FT Att.	9	at Cal (2-1-18)
Rebounds	13	at Arizona State (1-11-18)
Assists	3	at Cal (2-1-18)
		at Arizona State (1-11-18)
Steals	3	Central Arkansas (12-20-17)
		vs. DePaul (11-24-17)
Blocks	3	at Fresno State (12-16-17)
		Prairie View A&M (11-14-17)
Minutes	38	vs. DePaul (11-24-17)

CAREER HIGHS

Points	31	at Indiana State (1-7-17)
FG Made	9	at Loyola (Ill.) (2-3-17)
		at Indiana State (1-7-17)
FG Att.	20	vs. San Francisco (12-23-16)
3 PT Made	5	at Southern Illinois (1-12-16)
		at Indiana State (1-7-17)
3 PT Att.	9	at St. Joseph's (12-19-15)
FT Made	10	Missouri State (1-4-17)
FT Att.	15	Missouri State (1-4-17)
Rebounds	13	at Arizona State (1-11-18)
Assists	5	Central Florida (3-20-17)
Steals	3	Six times
Blocks	5	Drake (1-21-17)
Minutes	38	vs. DePaul (11-24-17)

MISCELLANEOUS STATS

CATEGORY	2017-18	CAREER
Double-digit scoring	12	55
20+ point games	1	10
Double-digit rebounding	4	6
Double-doubles	4	6
Led UO in scoring		
Led UO in rebounding	8	8
Led UO in assists		
Led UO in steals	3	3
Led UO in blocks	3	3
5+ assist games		1
3+ steal games	2	5
3+ block games	2	5



#3 PAYTON PRITCHARD

SOPHOMORE | GUARD | 6-2 | 195 | WEST LINN, ORE.

WEST LINN HS | UNDECLARED

Opponent	Date	gs	min	Total		3-Pointers		Free throws		Rebounds				pts	avg						
				fg-fga	pct	3fg-fga	pct	ft-fga	pct	off	def	tot	avg			pf	a	t/o	blk	stl	
COPPIN STATE	11-10-17	*	32	4-7	.571	2-4	.500	0-1	.000	0	8	8	8.0	1	4	1	0	1	10	10.0	
PRAIRIE VIEW A&M	11-13-17	*	28	3-7	.429	1-3	.333	0-0	.000	1	3	4	6.0	1	4	3	0	2	7	8.5	
ALABAMA STATE	11-17-17	*	24	5-7	.714	3-4	.750	0-0	.000	0	2	2	4.7	2	7	3	0	1	13	10.0	
BALL STATE	11-19-17	*	30	7-11	.636	2-3	.667	4-5	.800	1	3	4	4.5	2	8	0	0	2	20	12.5	
vs Connecticut	11/23/17	*	35	4-13	.308	2-9	.222	4-6	.667	0	0	0	3.6	4	1	3	0	2	14	12.8	
vs DePaul	11/24/17	*	41	9-16	.563	7-13	.538	4-4	1.000	0	6	6	4.0	3	8	2	0	1	29	15.5	
vs Oklahoma	11/26/17	*	35	5-15	.333	0-5	.000	0-0	.000	1	4	5	4.1	2	5	6	0	0	10	14.7	
BOISE STATE	12-01-17	*	36	9-16	.563	3-7	.429	7-7	1.000	0	3	3	4.0	2	2	3	0	0	28	16.4	
COLORADO STATE	12-08-17	*	33	4-11	.364	3-6	.500	0-0	.000	0	3	3	3.9	2	1	5	0	3	11	15.8	
TEXAS SOUTHERN	12-11-17	*	32	5-8	.625	2-4	.500	4-4	1.000	0	2	2	3.7	4	4	4	0	2	16	15.8	
PORTLAND STATE	12-13-17	*	38	6-11	.545	4-7	.571	2-2	1.000	0	7	7	4.0	1	7	4	0	2	18	16.0	
at Fresno State	12/16/17	*	35	4-11	.364	1-4	.250	3-4	.750	0	4	4	4.0	3	1	2	0	1	12	15.7	
CENTRAL ARKANSAS	12-20-17	*	34	7-11	.636	4-6	.667	6-8	.750	1	5	6	4.2	1	8	3	0	0	24	16.3	
UTAH	12-29-17	*	38	2-10	.200	0-5	.000	3-4	.750	1	2	3	4.1	2	1	4	0	0	7	15.6	
COLORADO	12-31-17	*	36	4-8	.500	2-2	1.000	2-4	.500	0	1	1	3.9	3	4	3	0	3	12	15.4	
at Oregon State	1/5/18	*	28	3-10	.300	1-6	.167	2-2	1.000	1	4	5	3.9	2	1	2	0	0	9	15.0	
at Arizona State	01-11-18	*	39	5-11	.455	4-9	.444	4-4	1.000	1	3	4	3.9	1	6	1	0	0	18	15.2	
at Arizona	01/13/18	*	39	4-10	.400	1-6	.167	3-4	.750	2	2	4	3.9	4	7	0	0	4	12	15.0	
USC	01/18/18	*	39	7-12	.583	2-4	.500	2-2	1.000	0	4	4	3.9	5	7	3	0	0	18	15.2	
UCLA	01/20/18	*	38	8-13	.615	5-8	.625	4-4	1.000	0	4	4	4.0	3	4	1	0	3	25	15.7	
OREGON STATE	01-27-18	*	38	2-8	.250	0-3	.000	3-5	.600	1	0	1	3.8	3	7	1	0	1	7	15.2	
at California	2/1/18	*	33	2-7	.286	1-4	.250	0-0	.000	1	5	6	3.9	3	4	3	0	4	5	14.8	
Totals			22	761	109-233	.468	50-122	.410	57-70	.814	11	75	86	3.9	54	101	57	0	32	325	14.8

Games played: 22
 Minutes/game: 34.6
 Points/game: 14.8
 FG Pct: 46.8
 3FG Pct: 41.0
 FT Pct: 81.4

Rebounds/game: 3.9
 Assists/game: 4.6
 Turnovers/game: 2.6
 Assist/turnover ratio: 1.8
 Steals/game: 1.5

5 THINGS OFF THE COURT

Hidden Talent: Ping Pong
 Super Power: Flying
 Favorite NBA Team: Oklahoma City Thunder
 Favorite Snack: Peanut Butter Smoothie
 Sport Other Than Basketball: Football

2017-18 | SOPHOMORE SEASON

- Ranks among the Pac-12's top 15 in eight different categories.
- Ranks seventh in the Pac-12 in assists per game (4.6).
- Tied for ninth in the Pac-12 in 3FG per game (2.3) while 14th in the league in scoring (14.8 ppg)
- Scored in double figures in all but five games this season.
- Tied his season-high with 4 stls at Cal to go along with 5 pts, 6 rebs and 4 assts.
- Recorded 7 assts vs. OSU, his 10th game with 5 or more assts.
- Went 5-of-8 from three-point range to finish with a team-high 25 points against UCLA.
- Led the team with 18 pts and 7 assts against USC.
- Recorded 12 pts, seven assts and a season-high 4 stls at Arizona.
- Team-high 18 pts and 6 assts at Arizona State.
- Notched 12 pts, 3 stls and a team-high 4 assts vs. Colorado.
- Led the team with 24 pts, 8 assts and 6 rebs vs. Central Arkansas.
- Recorded 18 pts, 7 rebs and 7 assts against Portland State.
- Team-high 16 pts, 4 assts against Texas Southern.
- Scored 11 pts with a season-high three steals vs. Colorado State.
- One-point shy of career high with 28 pts against Boise State.
- Netted a career-high 29 pts vs. DePaul going 7-of-13 from three-point range, also career-highs.
- Played a career-high 41 minutes against DePaul recording 8 assts and 6 rebs in Oregon's OT win.
- Led the team with 14 points in PK80 opener against Connecticut.
- Scored 20 points vs. Ball State adding 8 assists.
- Led UO with 8 reb vs. Coppin State while scoring 10 pts.
- Oregon's top returning player in every statistical category except blocks.
- Made the 12-man roster for the 2017 USA Men's U19 World Cup in Cairo, Egypt.
- Helped Team USA win the FIBA U19 World Cup bronze medal and was named to the World Cup All-Star team.
- Averaged 9.0 points and 3.1 assists per game for the tournament.
- Tallied 12 points and six assists against Spain in the bronze medal game and 16 points and four assists in the semifinal loss to Canada.

2016-17 | FRESHMAN SEASON

- Ranked 8th in the Pac-12 in assists (3.6) and third in assists-to-turnover ratio (2.5-to-1).
- After he moved into the starting line-up in the fifth game of the season, the Ducks went 31-4.

YEAR-BY-YEAR CAREER STATISTICS

Season	GP-GS	Min./Avg.	FG-FGA	pct.	3FG-3FGA	pct.	FT-FTA	pct.	off	def	tot	avg.	pf	fo	asst	to	blk	stl	Points	Avg.
2016-17	39-35	1105/28.3	96-244	.393	50-143	.350	46-63	.730	23	108	131	3.4	88	0	141	56	3	45	288	7.4
2017-18	22-22	761/34.6	109-233	.468	50-122	.410	57-70	.814	11	75	86	3.9	54	1	101	57	0	32	325	14.8
TOTAL	61-57	1866/30.6	205-477	.429	100-265	.377	103-133	.774	34	183	217	3.6	142	1	242	113	3	77	613	10.0

2017-18 SEASON HIGHS

Points	29	vs. DePaul (11-24-17)
FG Made	9	Boise State (12-1-17)
		vs. DePaul (11-24-17)
FG Att.	16	Boise State (12-1-17)
		vs. DePaul (11-24-17)
3 PT Made	7	vs. DePaul (11-24-17)
3 PT Att.	13	vs. DePaul (11-24-17)
FT Made	7	Boise State (12-1-17)
FT Att.	8	Central Arkansas (12-20-17)
Rebounds	8	Coppin State (11-10-17)
Assists	8	Three times
Steals	4	at Cal (2-1-18)
		at Arizona (1-13-18)
Blocks		
Minutes	41	vs. DePaul (11-24-17)

CAREER HIGHS

Points	29	vs. DePaul (11-24-17)
FG Made	9	Boise State (12-1-17)
		vs. DePaul (11-24-17)
FG Att.	16	Boise State (12-1-17)
		vs. DePaul (11-24-17)
3 PT Made	7	vs. DePaul (11-24-17)
3 PT Att.	13	vs. DePaul (11-24-17)
FT Made	7	Boise State (12-1-17)
		Army (11-11-16)
FT Att.	9	Army (11-11-16)
Rebounds	8	Coppin State (11-10-17)
		Stanford (1-21-17)
Assists	13	Savannah State (12-3-16)
Steals	5	at Stanford (2-25-17)
Blocks	2	Army (11-11-16)
Minutes	41	vs. DePaul (11-24-17)

MISCELLANEOUS STATS

CATEGORY	2017-18	CAREER
Double-digit scoring	17	17
20+ point games	5	5
Double-digit rebounding		
Double-doubles		
Led UO in scoring	7	10
Led UO in rebounding	2	3
Led UO in assists	14	27
Led UO in steals	10	18
Led UO in blocks		
5+ assist games	10	19
3+ steal games	5	8
3+ block games		



#11 KEITH SMITH

SOPHOMORE | FORWARD | 6-7 | 215 | SEATTLE, WASH.

RAINIER BEACH HS | UNDECLARED

2017-18 | SOPHOMORE SEASON

- One of five Ducks to have played in every game this season.
- Scored 6 pts along with season-highs of 6 rebs and 2 stls vs. Colorado State.
- Logged a career-high 24 minutes vs. Boise State, recording 5 rebs and a season-high 3 assts.
- Earned first career start vs. Ball State recording 5 pts and 2 rebs.
- Netted nine points against Prairie View A&M.

2016-17 | FRESHMAN SEASON

- After missing the entire month of February due to some minor injury-related setbacks, played in eight of the last nine games of the season.

Opponent	Date	gs	min	Total		3-Pointers		Free throws		Rebounds				pts	avg					
				fg-fga	pct	3fg-fga	pct	ft-fga	pct	off	def	tot	avg							
COPPIN STATE	11-10-17	13	1-2	.500	0-1	.000	0-0	.000	0	4	4	4.0	2	0	3	0	1	2	2.0	
PRAIRIE VIEW A&M	11-13-17	17	4-4	1.000	0-0	.000	1-3	.333	2	1	3	3.5	1	2	1	1	0	9	5.5	
ALABAMA STATE	11-17-17	16	1-5	.200	0-1	.000	1-1	1.000	2	0	2	3.0	1	3	0	0	2	3	4.7	
BALL STATE	11-19-17	13	1-4	.250	0-1	.000	3-4	.750	1	1	2	2.8	3	1	0	0	1	5	4.8	
vs Connecticut	11/23/17	12	0-1	.000	0-0	.000	0-0	.000	0	0	0	2.2	1	0	2	1	0	0	3.8	
vs DePaul	11/24/17	2	0-0	.000	0-0	.000	0-0	.000	0	0	0	1.8	0	0	0	0	0	0	3.2	
vs Oklahoma	11/26/17	3	0-0	.000	0-0	.000	0-0	.000	0	0	0	1.6	1	0	0	0	0	0	2.7	
BOISE STATE	12-01-17	24	1-5	.200	0-2	.000	0-0	.000	3	2	5	2.0	3	3	0	0	0	2	2.6	
COLORADO STATE	12-08-17	13	3-4	.750	0-0	.000	0-0	.000	3	3	6	2.4	2	1	0	0	2	6	3.0	
TEXAS SOUTHERN	12-11-17	10	0-0	.000	0-0	.000	0-0	.000	0	1	1	2.3	0	0	0	0	0	0	2.7	
PORTLAND STATE	12-13-17	8	0-1	.000	0-0	.000	0-0	.000	0	3	3	2.4	2	1	1	0	0	0	2.5	
at Fresno State	12/16/17	6	0-1	.000	0-0	.000	0-0	.000	1	0	1	2.3	1	1	0	1	0	0	2.3	
CENTRAL ARKANSAS	12-20-17	11	2-3	.667	0-0	.000	0-0	.000	0	0	0	2.1	0	0	0	0	0	4	2.4	
UTAH	12-29-17	8	0-1	.000	0-0	.000	0-0	.000	0	1	1	2.0	1	0	0	0	0	0	2.2	
COLORADO	12-31-17	3	0-0	.000	0-0	.000	2-2	1.000	0	1	1	1.9	1	0	1	0	1	2	2.2	
at Oregon State	1/5/18	6	1-1	1.000	0-0	.000	0-0	.000	1	0	1	1.9	1	0	1	0	0	2	2.2	
at Arizona State	01-11-18	4	1-2	.500	0-1	.000	0-0	.000	0	0	0	1.8	2	0	1	0	0	2	2.2	
at Arizona	01/13/18	6	1-1	1.000	0-0	.000	0-0	.000	0	1	1	1.7	3	1	1	0	1	2	2.2	
USC	01/18/18	6	0-1	.000	0-0	.000	0-0	.000	0	1	1	1.7	1	1	1	0	0	0	2.1	
UCLA	01/20/18	0	0-0	.000	0-0	.000	0-0	.000	0	0	0	1.6	0	0	0	0	0	0	2.0	
OREGON STATE	01-27-18	6	1-1	1.000	0-0	.000	0-0	.000	0	0	0	1.5	1	0	0	0	0	2	2.0	
at California	2/1/18	7	0-0	.000	0-0	.000	0-0	.000	1	0	1	1.5	0	2	1	0	0	0	1.9	
Totals		2	194	17-37	.459	0-6	.000	7-10	.700	14	19	33	1.5	27	16	13	3	8	41	1.9

Games played: 22
 Minutes/game: 8.8
 Points/game: 1.9
 FG Pct: 45.9
 3FG Pct: 0.0
 FT Pct: 70.0

Rebounds/game: 1.5
 Assists/game: 0.7
 Turnovers/game: 0.6
 Assist/turnover ratio: 1.2
 Steals/game: 0.4
 Blocks/game: 0.1

5 THINGS OFF THE COURT

Hidden Talent: Drawing
 Super Power: Flying
 Favorite NBA Team: Los Angeles Lakers
 Favorite Snack: Protein shakes
 Sport Other Than Basketball: Football

YEAR-BY-YEAR CAREER STATISTICS

Season	GP-GS	Min./Avg.	FG-FGA	pct.	3FG-3FGA	pct.	FT-FTA	pct.	off	def	tot	avg.	pf	fo	asst	to	blk	stl	Points	Avg.
2016-17	27-0	174/6.4	21-48	.438	3-17	.176	7-13	.538	11	15	26	1.0	27	0	17	11	5	7	52	1.9
2017-18	22-2	194/8.8	17-37	.459	0-6	.000	7-10	.700	14	19	33	1.5	27	0	16	13	3	8	41	1.9
TOTAL	49-2	368/7.5	38-85	.447	3-23	.130	14-23	.609	25	34	59	1.2	54	0	33	24	8	15	93	1.9

2017-18 SEASON HIGHS


Points	9	Prairie View A&M (11-14-17)
FG Made	4	Prairie View A&M (11-14-17)
FG Att.	5	Boise State (12-1-17)
		Alabama State (11-17-17)
3 PT Made		
3 PT Att.	2	Boise State (12-1-17)
FT Made	3	Ball State (11-19-17)
FT Att.	4	Ball State (11-19-17)
Rebounds	6	Colorado State (12-8-17)
Assists	3	Boise State (12-1-17)
		Alabama State (11-17-17)
Steals	2	Colorado State (12-8-17)
		Alabama State (11-17-17)
Blocks	1	Three times
Minutes	24	Boise State (12-1-17)

CAREER HIGHS

Points	15	Savannah State (12-3-16)
FG Made	7	Savannah State (12-3-16)
FG Att.	12	Savannah State (12-3-16)
3 PT Made	1	3 times
3 PT Att.	4	Savannah State (12-3-16)
FT Made	3	Ball State (11-19-17)
FT Att.	4	Ball State (11-19-17)
		vs. UNLV (12-17-16)
Rebounds	8	Savannah State (12-3-16)
Assists	6	Savannah State (12-3-16)
Steals	2	Three times
Blocks	2	Savannah State (12-3-16)
Minutes	24	Boise State (12-1-17)

MISCELLANEOUS STATS

CATEGORY	2017-18	CAREER
Double-digit scoring		1
20+ point games		
Double-digit rebounding		
Double-doubles		
Led UO in scoring		
Led UO in rebounding	1	1
Led UO in assists		
Led UO in steals	1	1
Led UO in blocks	1	3
5+ assist games		1
3+ steal games		
3+ block games		



#41 ROMAN SORKIN

SENIOR | FORWARD | 6-10 | 230 | ASHDOD, ISRAEL

HOF HaSHARON HS | GENERAL SOCIAL SCIENCE

2017-18 | SENIOR SEASON

- Netted 13 points at ASU to record his second game in double-figures this season.
- Came off the bench to score 5 points vs. Utah
- First career start in season opener vs. Coppin State netting a career-high 23 pts and 7 reb.
- Recorded 12 pts and two blocks in exhibition vs. NCU.
- Oregon's returning leader in blocked shots (8 in 2016-17).

Opponent	Date	gs	min	Total		3-Pointers		Free throws		Rebounds				pf	a	t/o	blk	stl	pts	avg	
				fg-fga	pct	3fg-fga	pct	ft-fa	pct	off	def	tot	avg								
COPPIN STATE	11-10-17	*	24	8-9	.889	4-5	.800	3-3	1.000	1	6	7	7.0	4	2	2	1	0	23	23.0	
PRAIRIE VIEW A&M	11-13-17	*	11	0-0	.000	0-0	.000	0-0	.000	0	0	0	3.5	2	1	1	1	0	0	11.5	
ALABAMA STATE	11-17-17		dnp	-	-	-	-	-	-	-	-	-	-	-	-	-	-	-	-	-	
BALL STATE	11-19-17		dnp	-	-	-	-	-	-	-	-	-	-	-	-	-	-	-	-	-	
vs Connecticut	11/23/17		10	2-3	.667	2-2	1.000	0-0	.000	2	0	2	3.0	1	0	0	1	0	6	9.7	
vs DePaul	11/24/17		9	0-3	.000	0-2	.000	0-0	.000	0	0	0	2.3	1	2	0	2	0	0	7.3	
vs Oklahoma	11/26/17		2	0-0	.000	0-0	.000	0-0	.000	0	0	0	1.8	1	0	0	0	0	0	5.8	
BOISE STATE	12-01-17		16	1-4	.250	0-3	.000	0-0	.000	0	3	3	2.0	4	0	0	0	0	2	5.2	
COLORADO STATE	12-08-17		3	0-1	.000	0-1	.000	0-0	.000	0	0	0	1.7	2	0	0	0	0	0	4.4	
TEXAS SOUTHERN	12-11-17		6	1-4	.250	0-2	.000	1-2	.500	1	1	2	1.8	0	0	0	0	0	3	4.3	
PORTLAND STATE	12-13-17		dnp	-	-	-	-	-	-	-	-	-	-	-	-	-	-	-	-	-	
at Fresno State	12/16/17		dnp	-	-	-	-	-	-	-	-	-	-	-	-	-	-	-	-	-	
CENTRAL ARKANSAS	12-20-17		dnp	-	-	-	-	-	-	-	-	-	-	-	-	-	-	-	-	-	
UTAH	12-29-17		11	2-3	.667	1-2	.500	0-0	.000	1	0	1	1.7	2	0	1	0	0	5	4.3	
COLORADO	12-31-17		dnp	-	-	-	-	-	-	-	-	-	-	-	-	-	-	-	-	-	
at Oregon State	1/5/18		4	0-2	.000	0-1	.000	0-0	.000	0	0	0	1.5	0	0	0	0	0	0	3.9	
at Arizona State	01-11-18		13	5-8	.625	1-4	.250	2-2	1.000	2	0	2	1.5	2	0	1	1	0	13	4.7	
at Arizona	01/13/18		2	1-1	1.000	0-0	.000	0-0	.000	0	0	0	1.4	1	0	0	0	0	2	4.5	
USC	01/18/18		dnp	-	-	-	-	-	-	-	-	-	-	-	-	-	-	-	-	-	
UCLA	01/20/18		5	0-0	.000	0-0	.000	1-2	.500	0	0	0	1.3	1	0	0	0	0	1	4.2	
OREGON STATE	01-27-18		dnp	-	-	-	-	-	-	-	-	-	-	-	-	-	-	-	-	-	
at California	2/1/18		dnp	-	-	-	-	-	-	-	-	-	-	-	-	-	-	-	-	-	
Totals			2	116	20-38	.526	8-22	.364	7-9	.778	7	10	17	1.3	21	5	5	6	0	55	4.2

Games played: 13
 Minutes/game: 8.9
 Points/game: 4.2
 FG Pct: 52.6
 3FG Pct: 36.4
 FT Pct: 77.8

Rebounds/game: 1.3
 Assists/game: 0.4
 Turnovers/game: 0.4
 Assist/turnover ratio: 1.0
 Blocks/game: 0.5

5 THINGS OFF THE COURT

Hidden Talent: Tennis
 Guilty Pleasure: Pasta
 Favorite Place: Hawaii
 Super Power: Live forever
 Dream Job: Businessman

YEAR-BY-YEAR CAREER STATISTICS

Season	GP-GS	Min./Avg.	FG-FGA	pct.	3FG-3FGA	pct.	FT-FTA	pct.	off	def	tot	avg.	pf	fo	asst	to	blk	stl	Points	Avg.
2014-15	8-0	35/4.4	5-11	.455	2-6	.333	1-2	.500	1	7	8	1.0	2	0	1	3	1	0	13	1.6
2015-16	22-0	124/5.6	15-32	.469	4-15	.267	7-9	.778	7	14	21	1.0	14	0	5	5	3	1	41	1.9
2016-17	23-0	184/8.0	24-53	.453	10-21	.476	15-16	.938	18	25	43	1.9	21	0	12	8	8	0	73	3.2
2017-18	13-2	116/8.9	20-38	.526	8-22	.364	7-9	.778	7	10	17	1.3	21	0	5	5	6	0	55	4.2
TOTAL	66-2	459/6.9	64-134	.478	24-64	.375	30-36	.833	33	56	89	1.3	58	0	23	21	18	1	182	2.8

2017-18 SEASON HIGHS

Points	23	Coppin State (11-10-17)
FG Made	8	Coppin State (11-10-17)
FG Att.	9	Coppin State (11-10-17)
3 PT Made	4	Coppin State (11-10-17)
3 PT Att.	5	Coppin State (11-10-17)
FT Made	3	Coppin State (11-10-17)
FT Att.	3	Coppin State (11-10-17)
Rebounds	7	Coppin State (11-10-17)
Assists	2	DePaul (11-24-17)
		Coppin State (11-10-17)
Steals		
Blocks	2	DePaul (11-24-17)
Minutes	24	Coppin State (11-10-17)

CAREER HIGHS

Points	23	Coppin State (11-10-17)
FG Made	8	Coppin State (11-10-17)
FG Att.	9	CSU (11-10-17)
		Savannah State (12-3-16)
3 PT Made	4	Coppin State (11-10-17)
3 PT Att.	5	Coppin State (11-10-17)
		Western Oregon (11-30-16)
FT Made	4	Army (11-11-16)
FT Att.	4	Arkansas State (11-25-15)
		Army (11-11-16)
Rebounds	8	Savannah State (12-3-16)
Assists	3	Army (11-11-16)
Steals	1	Jackson State (11-13-15)
Blocks	4	Army (11-11-16)
Minutes	24	Coppin State (11-10-17)

MISCELLANEOUS STATS

CATEGORY	2017-18	CAREER
Double-digit scoring	2	4
20+ point games	1	1
Double-digit rebounding		
Double-doubles		
Led UO in scoring	1	1
Led UO in rebounding		1
Led UO in assists		
Led UO in steals		
Led UO in blocks	1	3
5+ assist games		
3+ steal games		
3+ block games		



#13 PAUL WHITE

RS-JUNIOR | FORWARD | 6-9 | 225 | CHICAGO, ILL.
 WHITNEY YOUNG HS / GEORGETOWN | SOCIOLOGY

Opponent	Date	gs	min	Total fg-fga	pct	3-Pointers 3fg-fga	pct	Free throws ft-fta	pct	Rebounds off	def	tot	avg	pf	a	t/b	blk	stl	pts	avg
COPPIN STATE	11-10-17		dnp	-	-	-	-	-	-	-	-	-	-	-	-	-	-	-	-	-
PRAIRIE VIEW A&M	11-13-17	22	5-8	.625	4-7	.571	2-2	1.000	1	5	6	6.0	3	0	1	2	0	0	16	16.0
ALABAMA STATE	11-17-17	*	13	2-3	.667	1-2	.500	2-2	1.000	2	1	3	4.5	4	2	1	0	0	7	11.5
BALL STATE	11-19-17	*	21	4-5	.800	1-2	.500	2-3	.667	1	3	4	4.3	3	1	0	0	0	11	11.3
vs Connecticut	11/23/17	*	24	3-5	.600	0-2	.000	6-6	1.000	1	2	3	4.0	4	1	1	1	0	12	11.5
vs DePaul	11/24/17	*	23	4-8	.500	2-4	.500	0-0	.000	3	1	4	4.0	5	1	2	0	0	10	11.2
vs Oklahoma	11/26/17	*	31	6-12	.500	3-5	.600	2-3	.667	3	2	5	4.2	2	4	0	2	0	17	12.2
BOISE STATE	12-01-17	*	22	4-8	.500	1-4	.250	0-0	.000	0	2	2	3.9	5	0	2	1	0	9	11.7
COLORADO STATE	12-08-17	*	26	4-11	.364	1-5	.200	3-5	.600	0	2	2	3.6	2	2	0	0	0	12	11.8
TEXAS SOUTHERN	12-11-17	*	26	4-12	.333	2-7	.286	1-2	.500	2	3	5	3.8	3	2	1	0	0	11	11.7
PORTLAND STATE	12-13-17	*	29	5-10	.500	2-3	.667	3-4	.750	1	3	4	3.8	4	2	0	0	0	15	12.0
at Fresno State	12/16/17	*	25	0-7	.000	0-2	.000	2-2	1.000	2	1	3	3.7	2	1	1	1	2	2	11.1
CENTRAL ARKANSAS	12-20-17		dnp	-	-	-	-	-	-	-	-	-	-	-	-	-	-	-	-	-
UTAH	12-29-17		dnp	-	-	-	-	-	-	-	-	-	-	-	-	-	-	-	-	-
COLORADO	12-31-17	21	1-4	.250	0-2	.000	1-1	1.000	1	4	5	3.8	3	0	1	0	1	3	10.4	
at Oregon State	1/5/18	33	5-12	.417	3-6	.500	3-3	1.000	3	3	6	4.0	3	5	1	1	2	16	10.8	
at Arizona State	01-11-18	19	2-5	.400	0-1	.000	1-1	1.000	0	3	3	3.9	3	0	0	0	2	5	10.4	
at Arizona	01/13/18	19	1-5	.200	0-3	.000	4-4	1.000	1	1	2	3.8	5	2	1	1	0	6	10.1	
USC	01/18/18	25	6-12	.500	1-5	.200	1-1	1.000	1	1	2	3.7	4	1	4	0	0	14	10.4	
UCLA	01/20/18	17	1-3	.333	0-2	.000	2-2	1.000	2	1	3	3.6	5	3	0	0	0	4	10.0	
OREGON STATE	01-27-18	25	6-10	.600	0-2	.000	5-5	1.000	0	3	3	3.6	4	0	3	1	0	17	10.4	
at California	2/1/18	27	2-3	.667	0-0	.000	1-2	.500	0	1	1	3.5	3	1	1	1	1	5	10.1	
Totals		10	448	65-143	.455	21-64	.328	41-48	.854	24	42	66	3.5	67	28	20	11	8	192	10.1

Games played: 19
 Minutes/game: 23.6
 Points/game: 10.1
 FG Pct: 45.5
 3FG Pct: 32.8
 FT Pct: 85.4

Rebounds/game: 3.5
 Assists/game: 1.5
 Turnovers/game: 1.1
 Assist/turnover ratio: 1.4
 Steals/game: 0.4
 Blocks/game: 0.6

2017-18 | RS-JUNIOR SEASON

- Fifth in the Pac-12 with an .854 free-throw shooting percentage.
- Tied his career-high with 17 pts vs. Oregon State.
- Tied his career-highs shooting 6-of-12 to record 14 pts vs. USC.
- Led the team with 16 pts at Oregon State while tying his season high with 6 rebs and his career-high with 5 assts.
- Missed the Utah and Central Arkansas games due to concussion protocol (sustained an elbow to the head at Fresno State).
- Recorded 15 pts and 4 rebs against Portland State.
- Finished with 11 pts, 5 rebs against Texas Southern.
- Scored 12 points against Colorado State.
- Netted a career-high 17 pts vs. Oklahoma to go along with 5 rebs and season-highs of 4 assts and 2 blks.
- Recorded at least 10 points in all three games of the PK80, scoring 12 pts against Connecticut and 10 pts vs. DePaul.
- Recorded 11 points and 4 rebounds against Ball State.
- Earned first career start vs. Alabama State recording 7 pts, 3 rebs.
- Scored 16 points in his UO debut against Prairie View A&M going 4-of-7 from three-point range.
- 12 points in exhibition win vs. Idaho.

2016-17 | JUNIOR SEASON

- Georgetown transfer sat out the 2016-17 season per NCAA transfer rules.

5 THINGS OFF THE COURT

Super Power: Super strength
 Favorite NBA Team: Chicago Bulls
 Favorite Snack: Trail mix
 Pregame Ritual: Talking to spirits
 Sport Other Than Basketball: Baseball

YEAR-BY-YEAR CAREER STATISTICS (2014-16 - Georgetown; 2016-17 Oregon)

Season	GP-GS	Min./Avg.	FG-FGA	pct.	3FG-3FGA	pct.	FT-FTA	pct.	off	def	tot	avg.	pf	fo	asst	to	blk	stl	Points	Avg.
2014-15	33-0	607/18.4	59-146	.404	23-61	.377	24-34	.706	13	79	92	2.8	62	2	41	30	19	14	165	5.0
2015-16	7-0	67/9.6	5-13	.385	0-5	.000	1-2	.500	1	10	11	1.6	6	0	11	5	1	1	11	1.6
2016-17									Redshirt Season											
2017-18	19-10	448/23.6	65-143	.455	21-64	.328	41-48	.854	24	42	66	3.5	67	4	28	20	11	8	192	10.1
TOTAL	59-10	1122/19.0	129-302	.427	44-130	.338	66-84	.786	38	131	169	2.9	135	6	80	55	31	23	368	6.2

2017-18 SEASON HIGHS

Points	17	Oregon State (1-27-18)
		vs. Oklahoma (11-26-17)
FG Made	6	Three times
FG Att.	12	Four times
3 PT Made	4	Prairie View A&M (11-14-17)
3 PT Att.	7	Texas Southern (12-11-17)
		Prairie View A&M (11-14-17)
FT Made	6	vs. Connecticut (11-23-17)
FT Att.	6	vs. Connecticut (11-23-17)
Rebounds	6	at Oregon State (1-5-18)
		Prairie View A&M (11-14-17)
Assists	5	at Oregon State (1-5-18)
Steals	2	Three times
Blocks	2	vs. Oklahoma (11-26-17)
		Prairie View A&M (11-14-17)
Minutes	33	at Oregon State (1-5-18)

CAREER HIGHS

Points	17	Oregon State (1-27-18)
		vs. Oklahoma (11-26-17)
FG Made	6	USC (1-18-18)
		vs. Oklahoma (11-26-17)
FG Att.	12	Five times
3 PT Made	4	Prairie View A&M (11-14-17)
3PT FG Att.	7	Texas Southern (12-11-17)
		Prairie View A&M (11-14-17)
FT Made	6	vs. Connecticut (11-23-17)
FT Att.	6	vs. Connecticut (11-23-17)
Rebounds	7	vs. Indiana (12-27-14)
Assists	5	at Oregon State (1-5-18)
		vs. Xavier (3-13-15)
Steals	3	vs. Florida (11-26-14)
Blocks	3	at Providence (1-10-15)
Minutes	35	vs. Florida (11-26-14)

MISCELLANEOUS STATS

CATEGORY	2017-18	CAREER
Double-digit scoring	11	19
20+ point games		
Double-digit rebounding		
Double-doubles		
Led UO in scoring	2	2
Led UO in rebounding		
Led UO in assists	1	1
Led UO in steals	2	2
Led UO in blocks	3	3
5+ assist games	1	2
3+ steal games		1
3+ block games		1



#1 KENNY WOOTEN

FRESHMAN | FORWARD | 6-9 | 220 | MANTECA, CALIF.

MANTECA HS | UNDECLARED

Opponent	Date	gs	min	Total		3-Pointers		Free throws		Rebounds				pts	avg					
				fg-fga	pct	3fg-fga	pct	ft-fga	pct	off	def	tot	avg							
COPPIN STATE	11-10-17	16	1-1	1,000	0-0	.000	3-4	.750	0	2	2	2.0	1	1	2	1	0	5	5.0	
PRAIRIE VIEW A&M	11-13-17	15	2-4	.500	0-0	.000	0-0	.000	0	3	3	2.5	3	1	1	3	1	4	4.5	
ALABAMA STATE	11-17-17	23	7-11	.636	0-0	.000	5-5	1.000	2	11	13	6.0	4	0	1	5	1	19	9.3	
BALL STATE	11-19-17	21	2-3	.667	0-0	.000	2-2	1.000	2	5	7	6.3	3	0	0	4	1	6	8.5	
vs Connecticut	11/23/17	19	3-4	.750	0-0	.000	0-0	.000	2	7	9	6.8	3	0	0	0	0	6	8.0	
vs DePaul	11/24/17	19	1-1	1,000	0-0	.000	2-2	1.000	1	0	1	5.8	5	0	2	3	0	4	7.3	
vs Oklahoma	11/26/17	21	2-4	.500	0-0	.000	0-0	.000	1	2	3	5.4	4	0	2	4	0	4	6.9	
BOISE STATE	12-01-17	14	1-1	1,000	0-0	.000	0-0	.000	1	0	1	4.9	0	1	1	1	0	2	6.3	
COLORADO STATE	12-08-17	14	6-7	.857	0-0	.000	1-1	1.000	3	3	6	5.0	2	0	0	1	1	13	7.0	
TEXAS SOUTHERN	12-11-17	25	6-7	.857	0-0	.000	1-3	.333	2	2	4	4.9	1	0	2	4	1	13	7.6	
PORTLAND STATE	12-13-17	24	8-8	1,000	0-0	.000	2-5	.400	0	5	5	4.9	1	0	2	6	1	18	8.5	
at Fresno State	12/16/17	29	5-6	.833	0-0	.000	3-6	.500	5	5	10	5.3	5	1	0	6	2	13	8.9	
CENTRAL ARKANSAS	12-20-17	*	24	4-7	.571	0-0	.000	0-0	.000	2	4	6	5.4	3	0	0	3	1	8	8.8
UTAH	12-29-17	*	27	0-0	.000	0-0	.000	0-0	.000	0	4	4	5.3	5	0	1	5	0	0	8.2
COLORADO	12-31-17	*	31	4-4	1,000	0-0	.000	5-6	.833	1	6	7	5.4	3	0	1	3	1	13	8.5
at Oregon State	1/5/18	*	13	1-1	1,000	0-0	.000	0-1	.000	1	2	3	5.3	5	0	1	1	0	2	8.1
at Arizona State	01-11-18	*	11	2-2	1,000	0-0	.000	0-0	.000	0	1	1	5.0	4	1	0	0	2	4	7.9
at Arizona	01/13/18	*	12	1-4	.250	0-0	.000	1-2	.500	0	1	1	4.8	3	0	1	1	0	3	7.6
USC	01/18/18	*	18	2-3	.667	0-0	.000	0-0	.000	0	1	1	4.6	2	0	0	4	0	4	7.4
UCLA	01/20/18	*	22	3-5	.600	0-0	.000	0-0	.000	2	4	6	4.7	1	0	2	1	0	6	7.4
OREGON STATE	01-21-18	*	19	2-5	.400	0-0	.000	1-2	.500	1	2	3	4.6	2	0	0	2	2	5	7.2
at California	2/1/18	*	14	1-3	.333	0-0	.000	1-4	.250	0	1	1	4.4	2	0	1	3	0	3	7.0
Totals		10	431	64-91	.703	0-0	.000	27-43	.628	26	71	97	4.4	62	5	20	61	14	155	7.0

Games played: 22
 Minutes/game: 19.6
 Points/game: 7.0
 FG Pct: 70.3
 FT Pct: 62.8

Rebounds/game: 4.4
 Assists/game: 0.2
 Turnovers/game: 0.9
 Assist/turnover ratio: 0.3
 Steals/game: 0.6
 Blocks/game: 2.8

2017-18 | FRESHMAN SEASON

- One of two freshmen to appear in every game this season.
- Leads the Pac-12 and ranks 14th nationally with 2.8 blocks per game. His 61 total blocks is 17th most in the NCAA.
- His 61 blocks is already fifth in UO single season history.
- Team leader in blocks in 19 out of 22 games so far this year, having recorded at least one block in all but two games.
- Would lead the Pac-12 in field goal percentage (.703) and rank second in the nation if he had enough attempts.
- 6 pts, 6 rebs against UCLA.
- Made 4 blks vs. USC, his 12th game this season with 3 or more blks.
- 4-of-4 vs. Colorado for 13 points and a team-high 7 rebs and 3 blks.
- Team-high 5 blks against Utah.
- 8 pts, 6 rebs and 3 blks against Central Arkansas.
- Recorded second double-double of the year with 13 pts, 10 rebs at Fresno State while tying career-high with six blks.
- Scored 18 pts, 5 rebs and a career-high 6 blks vs. PSU.
- Became just the fourth player in program history to block at least six shots in a game vs. Portland State (Jordan Bell, Chris Boucher, Blair Rasmussen), and then joined Boucher as the only Ducks to block at least six blocks in back-to-back games.
- Netted 13 pts along with 4 rebs and 4 blks vs. Texas Southern.
- Recorded 13 pts, 6 rebs vs. Colorado State.
- Career game vs. Alabama State recording first career double-double with 19 pts and 13 rebs to go along with 5 blocks.
- 15 pts, six reb and three blocks in exhibition vs. NCU.

BEFORE OREGON

- Four-star recruit with a scout grade of 80 according to espn.com.
- The nation's No. 89 prospect according to 247Sports.
- Helped Manteca High School claim the 2016 CIF State Division III Championship title by scoring 26 points with 18 rebounds and nine blocked shots against Ayala.
- Shot 66 percent from the field while averaging 13.6 points, 10.9 rebounds, and 4.0 blocks per game in his senior season at Manteca.
- Attended Trinity International School in Las Vegas after his senior year and reclassified to graduate in 2017.

5 THINGS OFF THE COURT

Hidden Talent: Drawing
 Super Power: Mind reader
 Favorite NBA Team: Los Angeles Lakers
 Favorite Snack: Sub sandwich
 Sport Other Than Basketball: Baseball

YEAR-BY-YEAR CAREER STATISTICS

Season	GP-GS	Min./Avg.	FG-FGA	pct.	3FG-3FGA	pct.	FT-FTA	pct.	off	def	tot	avg.	pf	fo	asst	to	blk	stl	Points	Avg.
2017-18	22-10	431/19.6	64-91	.703	0-0	.000	27-43	.628	26	71	97	4.4	62	4	5	20	61	14	155	7.0
TOTAL	22-10	431/19.6	64-91	.703	0-0	.000	27-43	.628	26	71	97	4.4	62	4	5	20	61	14	155	7.0

2017-18 SEASON HIGHS

Points	19	Alabama State (11-17-17)
FG Made	8	Portland State (12-13-17)
FG Att.	11	Alabama State (11-17-17)
3 PT Made		
3 PT Att.		
FT Made	5	Colorado (12-31-17)
		Alabama State (11-17-17)
FT Att.	6	Colorado (12-31-17)
		at Fresno State (12-16-17)
Rebounds	13	Alabama State (11-17-17)
Assists	1	Five times
Steals	2	Three times
Blocks	6	at Fresno State (12-16-17)
		Portland State (12-13-17)
Minutes	31	Colorado (12-31-17)

CAREER HIGHS

Points	19	Alabama State (11-17-17)
FG Made	8	Portland State (12-13-17)
FG Att.	11	Alabama State (11-17-17)
3 PT Made		
3 PT Att.		
FT Made	5	Colorado (12-31-17)
		Alabama State (11-17-17)
FT Att.	6	Colorado (12-31-17)
		at Fresno State (12-16-17)
Rebounds	13	Alabama State (11-17-17)
Assists	1	Five times
Steals	2	Three times
Blocks	6	at Fresno State (12-16-17)
		Portland State (12-13-17)
Minutes	31	Colorado (12-31-17)

MISCELLANEOUS STATS

CATEGORY	2017-18	CAREER
Double-digit scoring	6	6
20+ point games		
Double-digit rebounding	2	2
Double-doubles	2	2
Led UO in scoring	1	1
Led UO in rebounding	4	4
Led UO in assists		
Led UO in steals	2	2
Led UO in blocks	19	19
5+ assist games		
3+ steal games		
3+ block games	13	13

HEAD COACH DANA ALTMAN



DANA ALTMAN

EXPERIENCE

Oregon Experience	8th Season
Oregon Record (29th year)	202-77
Career Record (33rd year)	735-344
NCAA Division I Record	612-320
Alma Mater	Eastern New Mexico (1980); Western State (1981)

COACHING EXPERIENCE BY YEAR

2011-Pres.	Oregon (Head Coach)
1995-10	Creighton (Head Coach)
1991-94	Kansas State (Head Coach)
1990	Marshall (Head Coach)
1987-89	Kansas State (Asst. Coach)
1984-86	Moberly (Mo.) JC (Head Coach)
1983	Southeast (Neb.) JC (Head Coach)

DANA ALTMAN QUICK HITS

- One of six active coaches with 20 consecutive winning seasons.
- 10th active coach, 34th all-time, to reach 600 career wins at the Division I level.
- Has won more games in his first eight seasons than any coach in Oregon history.
- 13 career NCAA Tournament appearances, with three Sweet 16s, two Elite Eights and one Final Four (2017).
- 2013 Jim Phelan National Coach of the Year.
- Three-time Pac-12 Coach of the year (2013, 2015, 2016).
- 5 Ducks selected in the last five NBA Drafts.
- Has a .500 or better record in 25 of 28 seasons as a Division I head coach.
- Named the Missouri Valley Conference all-Centennial Team coach.
- Was a walk-on at Southeast Junior College.
- Is an Eagle Scout.

Dana Altman is one of only six active coaches in NCAA Division I with 20 consecutive winning seasons. He is part of an exclusive fraternity that includes Hall-of-Famers Mike Krzyzewski, Tom Izzo, Roy Williams, Bill Self and Jim Boeheim. He is also just the 34th NCAA Division I coach to reach 600 career wins all-time, and just the 10th active coach to reach 600. In 2016-17, Altman led Oregon back to the Final Four for the first time in 78 years.

The 2013 National Coach of the Year and three-time Pac-12 Coach of the Year has won more games in his first seven seasons than any coach in Oregon history. Altman is 187-70 in Eugene, and 597-313 in 28 seasons as a head coach at the NCAA Division I level in stints at Oregon, Creighton, Kansas State and Marshall.

Altman, the 19th head coach in the history of the University of Oregon men's basketball program, has led the Ducks to seven consecutive 20-win seasons and seven postseason appearances, including five straight NCAA Tournaments for the first time in school history, winning at least one game in each of those years.

Included in those NCAA appearances are a Final Four (2017), two Elite Eights (2016, 2017) and three of Sweet 16s (2013, 2016, 2017). Altman now has 19 seasons of 20-plus wins to his credit (11 at Creighton, seven at Oregon, one at Kansas State).

Oregon entered the 2016-17 season with lofty expectations, and the Ducks lived up to every one of them. The Ducks won the Pac-12 title for the second consecutive season and advanced to the Final Four for the first time since the 1939 Webfoots won the very first NCAA title. Along the way, Oregon won a program-record 33 games and also reached a high-water mark for conference victories with 16. Dillon Brooks was named the Pac-12 player of the year and a consensus all-American, while Jordan Bell was the Pac-12 defensive player of the year and the NCAA Midwest Regional most outstanding player. Jordan, Brooks and Tyler Dorsey were all selected in the 2017 NBA Draft.

The 2015-16 season saw Altman reach new heights as a coach and achieve honors matched only by some of the very best mentors in the history of the Pac-12 Conference. Altman guided Oregon to the Pac-12's regular season and conference title in the same year for the first time in school history. He also reached the NCAA's Elite Eight for the first time and was named Pac-12 Coach of the Year for the third time in four seasons, a feat matched only by Hall of Famer Lute Olson of Arizona. The individual honors won by players under his guidance included all-American Brooks, Pac-12 Tournament MOP Elgin Cook, Pac-12 all-defensive selection Chris Boucher and Pac-12 all-freshman pick Dorsey.

In 2014-15, in one of the finest coaching performances of his career, Altman guided a team that had only three returning scholarship players to a 26-10 record, a runner-up finish in the Pac-12 (13-5) and the third round of the NCAA Tournament. He was the runaway choice for Pac-12 Coach of the Year, while Joseph Young tied the school single-season scoring record in being named Pac-12 Player of the Year. Cook was an all-Pac-12 second-team selection, while Bell and Brooks made the Pac-12's all-freshman team.

The 2013-14 season saw Altman win his 500th game as a Division I head coach when Oregon defeated Washington on Feb. 19. He also joined Basketball Hall of Famer Howard Hobson as the only men to lead Oregon to four consecutive 20-win seasons. He guided Oregon to a 24-10 overall record and an NCAA Tournament win. Young was an all-conference second team selection and an all-Pac-12 tournament pick, while Mike Moser was an honorable mention selection by the conference.

Altman's 2012-13 Oregon Ducks became the first UO team since 2008 to qualify for the NCAA Tournament. The Ducks finished the season 28-9 and won the Pac-12 Tournament. Altman was named the Pac-12 Coach of the Year before going on to earn Jim Phelan National Coach of the Year honors. Senior E.J. Singler was an all-league first team selection, while Johnathan Loyd was named Most Outstanding Player of the Pac-12 Tournament as the honors were spread around nearly the entire team. Senior Arsalan Kazemi was a Pac-12 all-defensive pick before going on to become a second round draft choice of the NBA's Philadelphia 76ers.

During the 2011-12 season, Altman led the Ducks to a 24-10 overall record and a 13-5 Pac-12 Conference mark which was good for a share of second place in the final league standings. The Ducks earned a bid to the National Invitation Tournament and recorded victories over LSU and Iowa before falling at top-seed Washington in the tournament quarterfinals. Under Altman's tutelage, Devoe Joseph became the first Duck since the 2006-07 season to be named first team all-conference, while Singler was named to the all-conference second team.

In his first season at Oregon, Altman led the Ducks to just the 12th season of 20+ victories in the history of the program. He became just the third UO head coach to tally 20+ wins in his first season on the job. Oregon went 21-18 overall and 7-11 in Pac-12 play. Altman posted the second-highest win total of any first-year UO head coach.

Only John Warren (30 wins in 1944-45) posted more in his first year on the sidelines. The 2011 postseason included a pair of wins at the Pac-10 Tournament, highlighted by a 76-59 upset win over No. 2-seed UCLA in the quarterfinals. Oregon participated in the 2011 College Basketball Invitational, defeating Altman's former team – Creighton – in the best-of-three championship series.

Altman arrived at UO after spending 16 seasons at Creighton where he became the school's all-time winningest coach with a record of 327-176 (.650). He led the Blue Jays to 13 consecutive postseason appearances, a stretch of 11 straight seasons with 20-plus wins, all while producing 10 or more league victories in each of the last 14 seasons. Those three feats were unmatched in the 103 years of the Missouri Valley Conference.

He won four Coach-of-the-Year awards from three different conferences in a span of 13 seasons, including back-to-back MVC coaching honors while he was at the Omaha, Neb., school in 2001 and 2002. Altman was a finalist for the Naismith National Coach of the Year Award and was named the NABC District 12 and USBWA District VI Coach of the Year following the 2002-03 campaign.



OREGON ATHLETICS EXCELLENCE

DUCKS FINISH RECORD NINTH IN DIRECTOR'S CUP

- The UO athletic department in 2016-17 posted its highest-ever finish for the third year in a row, taking ninth in the annual ranking of NCAA athletic departments.

- Schools can count their best 20 team finishes (up to 10 women's sports and 10 men's sports) in an academic year, and Oregon took ninth despite fielding just 19 NCAA programs - more than a dozen fewer than top-two finishers Stanford and Ohio State.

- The Ducks took ninth just a year after entering the top-10 for the first time in 2015-16, when the UO athletic department was 10th in the Directors' Cup standings. A year earlier, Oregon was 13th, at that point its best finish ever.

- The department earned 1,027 points toward the Directors' Cup in 2016-2017, led by 300 from the women's track and field program — 100 for each national title by the program in its historic "Triple Crown" year, the first by an NCAA women's program. Oregon's three national titles in 2016-17 were one fewer than Stanford and Oklahoma, and gave the Ducks multiple national championships for the fifth straight year, the longest active streak in the country.

- The 100 points for the women's NCAA Outdoor title contributed to Oregon's 467 points during the spring, nearly half the department's total for the year. The Ducks also got 90 points for the men's golf team's NCAA runner-up finish, 83 points for making the semifinals of the Women's College World Series and 69 points for the ninth-place men's NCAA Outdoor finish. The women's golf team and both tennis programs also contributed points by reaching their respective postseasons.

- This was the fifth year in a row UO finished in the top 15 of the standings, and the sixth in the last eight years.

WOMEN'S TRACK TRIPLE CROWN

After winning national titles in women's cross country, women's indoor track and field and women's outdoor track and field last years, the Ducks became the first

women's program in the history of the NCAA to sweep all three championships in a single academic year.

POSTSEASON APPEARANCES IN 2016-17

- During the 2016-17 academic year, the Ducks sent 15 teams to the postseason, the most in school history.

- In addition to the women's track and field team sweeping all three national titles (cross country, indoor, outdoor), the Oregon men's basketball program advanced to the Final Four, softball went to the Women's College World Series and men's golf, a year after winning a national title, finished as runner-up to Oklahoma.

- Women's basketball had a remarkable run to the Elite Eight in 2016-17 while men's track and field finished third in the nation in indoor and ninth outdoors.

- Volleyball, men's cross country, women's golf, men's tennis and women's tennis all qualified for their respective NCAA Tournaments.

- Acrobatics and Tumbling finished second at the NCATA national tournament.

NATIONAL TITLES

- Oregon owns 37 overall national championships.

- 24 of those titles have come in the last 10 years (2007+).

- The Ducks have won an incredible 31 NCAA titles in cross country or indoor and outdoor track and field.

- Oregon won the first ever NCAA men's basketball tournament in 1939.

- The Ducks won their first men's golf NCAA title in thrilling fashion at Eugene Country Club in 2016. Eugene native Sulman Raza won in a third playoff hole of his match play round to beat Texas.

- Oregon's 37 national titles include four NCATA national titles in acrobatics and tumbling, which is not yet considered an NCAA sport.

ACADEMIC SUCCESS

- The Ducks have 101 all-time academic All-Americans.

- Oregon averages 100 academic all-conference selections annually.

DIRECTOR'S CUP STANDINGS (Last 10 years)

Year	Place	Points
2016-17	9th	1,027.00
2015-16	10th	973.75
2014-15	13th	933.50
2013-14	15th	943.00
2012-13	15th	929.75
2011-12	24th	747.25
2010-11	30th	640.75
2009-10	14th	878.50
2008-09	22nd	757.25
2007-08	26th	680.75

SPORTS OFFERED BY OREGON (20)

Sport	Head Coach
Acrobatics & Tumbling *	Keenyn Won
Baseball	George Horton
Men's Basketball	Dana Altman
Women's Basketball	Kelly Graves
Men's Cross Country	Robert Johnson
Women's Cross Country	Robert Johnson
Football	Mario Cristobal
Men's Golf	Casey Martin
Women's Golf	Ria Scott
Women's Lacrosse	Katrina Dowd
Women's Soccer	Kat Mertz
Softball	Mike White
Men's Tennis	Nils Schyllander
Women's Tennis	Alison Silverio
Men's Indoor T & F	Robert Johnson
Women's Indoor T & F	Robert Johnson
Men's Outdoor T & F	Robert Johnson
Women's Outdoor T & F	Robert Johnson
Volleyball	Matt Ulmer
Beach Volleyball	Matt Ulmer

* Not NCAA sport, doesn't count for director's cup

2017-18 POSTSEASON TEAMS (4)

Sport	Finish
Men's Cross Country	Sixth
Women's Cross Country	Fifth
Football	Las Vegas Bowl
Volleyball	Round of 32

2016-17 POSTSEASON TEAMS (15)

Sport	Finish
Acrobatics and Tumbling	NCATA Runner Up
Men's Basketball	Final Four
Women's Basketball	Elite Eight
Men's Cross Country	Ninth
Women's Cross Country	NCAA Champs
Men's Golf	Second
Women's Golf	24th
Softball	WCWS
Men's Tennis	Round of 32
Women's Tennis	Round of 64
Men's Indoor T & F	Third
Women's Indoor T & F	NCAA Champs
Men's Outdoor T & F	Ninth
Women's Outdoor T & F	NCAA Champs
Volleyball	Round of 32



OREGON ATHLETICS

19

ONLY SCHOOL IN TOP-10 OF
DIRECTOR'S CUP WITH
LESS THAN 20 SPORTS

3

UO IS FIRST WOMEN'S
TRACK AND FIELD TEAM TO
WIN NCAA TRIPLE CROWN

15

TEAMS EARNED
A POSTSEASON TRIP
IN 2016-17

37

TOTAL
NATIONAL
CHAMPIONSHIPS

24

NATIONAL TITLES
IN THE LAST
DECADE

PLAYER PAGES



DANA ALTMAN
HEAD COACH



TONY STUBBLEFIELD
ASSISTANT COACH




KEVIN MCKENNA
ASSISTANT COACH



MIKE MENNENGA
ASSISTANT COACH




JOSH JAMIESON
DIRECTOR OF OPERATIONS



TROY BROWN JR.
#0 | FR. | F



KENNY WOOTEN
#1 | FR. | F



PAYTON PRITCHARD
#3 | SO. | G




M.J. CAGE
#4 | FR. | F



ELIJAH BROWN
#5 | SR. | G




VICTOR BAILEY JR.
#10 | FR. | G




KEITH SMITH
#11 | SO. | F



PAUL WHITE
#13 | JR. | F



EVAN GROSS
#21 | SR. | G



MIKYLE MCINTOSH
#22 | SR. | F



ABU KIGAB
#24 | FR. | F



ROMAN SORKIN
#41 | SR. | F



WILL JOHNSON
#54 | FR. | G