

STANFORD

MEN'S BASKETBALL

Stanford Athletic Communications
 Doug Drabik • Assistant Director
 Cell: 650.683.5528
 ddrabik@stanford.edu

USC • Jan. 24 • Galen Center • Los Angeles, Calif. • 6:00 p.m. PT • ESPNU

SCHEDULE

Date	Opponent	Time
N10	Cal Poly	W, 87-62
N12	Pacific	W, 89-80
N14	Eastern Washington	L, 67-61
N17	Northeastern	W, 73-59
N20	#9 North Carolina	L, 96-72
N23	vs. #7 Florida (1)	L, 108-87
N24	vs. Ohio State (1)	L, 79-71
N 26	vs. Portland State (1)	L, 87-78
N29	Montana	W, 70-54
D3	at Long Beach State	L, 76-68
D15	Denver	W, 75-62
D17	San Francisco	W, 71-59
D21	vs. #14 Kansas (2)	L, 75-54
D30	• California	L, 77-74
J4	• UCLA	W, 107-99 (2OT)
J7	• USC	W, 77-76
J11	• at Washington State	W, 79-70
J13	• at Washington	W, 73-64
J17	• #16 Arizona State	W, 86-77
J20	• #14 Arizona	L, 75-73
J24	• at USC	6:00 p.m.
J27	• at UCLA	7:30 p.m.
F1	• Oregon State	8:00 p.m.
F3	• Oregon	2:00 p.m.
F8	• at Utah	5:00 p.m.
F11	• at Colorado	1:00 p.m.
F18	• at California	5:00 p.m.
F22	• Washington	6:00 p.m.
F24	• Washington State	4:00 p.m.
M1	• at Arizona	7:00 p.m.
M3	• at Arizona State	12/2/4:00 p.m.
M7-10	Pac-12 Tournament (3)	TBD

(1) PK80 Invitational - Portland, Ore.
 (2) Golden1 Credit Union Center - Sacramento, Calif.
 (3) T-Mobile Arena - Las Vegas, Nev.
 Home games in **BOLD** | • Pac-12 Conference game



USC..... 15-6, 6-2
 Stanford 11-9, 5-2
 Series Record Stanford leads, 126-124
 Television..... ESPNU [Roxy Bernstein, Corey Williams]
 Radio..... Cardinal Sports Network [Scott Reiss, John Platz]



STANFORD HEADS TO SOUTH LOOKING TO KEEP TWICE AMONG PAC-12 LEADERS

Stanford, winners of five of its last six games, faces its third opponent in the top four in the conference in its last four contests when the Cardinal meets USC Wednesday night at the Galen Center in Los Angeles. The Cardinal is third in the conference with a 5-2 record, while the Trojans are second with a 6-2 mark. Just ahead of both schools in Pac-12 leader Arizona at 6-1.

PICKENS AND OKPALA MAKE THE DIFFERENCE IN CONFERENCE PLAY

After missing several key members during nonconference play, Stanford has played with all but one of its main contributors (Marcus Sheffield) during its seven conference games. The addition of Dorian Pickens (missed 11 of the first 13 games) and KZ Okpala (missed the first 12 games) has improved its winning percentage by 25 percent. The Dec. 30 Pac-12 opener was the first time both Pickens and Okpala played together in a game. With both in the lineup, Stanford is 5-2, matching its best conference start in the last 14 seasons.

Games	Record	Scoring Avg.	FG %	3-PT %	Reb. Avg.
7 games with Pickens/Okpala	5-2	81.0	47.9	36.2	40.6
13 games without Pickens/Okpala	6-7	72.8	45.1	34.4	38.2

STANFORD IN THE LAST SIX GAMES

- Won five consecutive conference games for the first time in 10 seasons (2007-08)
- Won five consecutive games overall for the first time in three seasons (2014-15)
- Posted first conference road sweep in eight seasons (at Oregon/Oregon St. Feb. 18/20, 2010)
- Moved 129 spots in 19 days in the NCAA RPI from 214 on Jan. 2 to 85 on Jan. 21
- Started conference play 5-2 for just the fourth time in the last 14 seasons
- Defeated its first nationally-ranked opponent (No. 16 Arizona State) in 13 opportunities
- Erased deficits of nine points or more (three in second half) in four of the five wins
- Daejon Davis' buzzer-beater to defeat UCLA was Stanford's first buzzer-beater in 14 seasons
- All six games have been decided by nine points or less

PROJECTED LINEUP

No.	Name	Pos.	Yr.	Ht.	Wt.	PPG.	RPG.	Notes
1	Daejon Davis	G	Fr.	6-3	175	9.9	4.2	Started all 18 games he's played, averaging 12.8 points & 5.3 assists last 6 games
0	KZ Okpala	F	Fr.	6-8	195	10.8	3.6	Has played in last eight games, started six, averaging 11.4 ppg in Pac-12 play
11	Dorian Pickens	F	Sr.	6-5	215	14.6	4.1	1st-year captain, ranks 14th in school history with 151 career three pointers
22	Reid Travis	F	Jr.	6-8	245	20.0	7.6	3-year captain, leads Pac-12 in scoring, sixth in rebounding, 7 double-doubles
10	Michael Humphrey	F	Sr.	6-9	245	11.3	8.2	1st-year captain, ranks fourth in the Pac-12 in rebounding, 622 career rebounds

OFF THE BENCH

2	Robert Cartwright	G	So.	6-2	180	7.2	2.3	Fifth in the Pac-12 in assist/turnover ratio (2.3), 7.2 ppg average is career-best
13	Oscar da Silva	F	Fr.	6-9	210	6.0	5.5	Averaging 26.6 mpg, leads roster with 20 blocks, seven blocks in last six games
20	Josh Sharma	C	So.	7-0	220	4.4	3.0	Career-high 14 points on 7-for-7 from floor in win over Arizona State
4	Isaac White	G	Fr.	6-1	185	8.2	1.7	Leads team with 33 three-pointers, posted five threes in a game twice this season
5	Kodye Pugh	F	Fr.	6-8	205	0.9	0.5	Has seen action in 11 games, missed several contests earlier with an ankle injury
25	Blake Pagon	G	So.	6-4	190	0.0	1.0	Has played in 10 games overall, averaging 7.7 minutes
33	Trevor Stanback	F	Fr.	6-11	220	0.8	0.4	Has played in five games, one of three southern California natives on the roster



QUICK FACTS

Location Stanford, Calif.
 Founded 1891
 Enrollment 16,770 (6,999 undergraduate)
 Nickname Cardinal
 Colors Cardinal and White
 Conference Pac-12
 President Marc Tessier-Lavigne
 Director of Athletics Bernard Muir
 Faculty Representative Pat Jones
 Ticket Office Phone 1-800-STANFORD
 Home Arena (Capacity) Maples Pavilion (7,233)
 Web Site www.gostanford.com

HISTORY

First Year 1913-14 (103 seasons)
 All-Time Record 1,499-1,126 (.571)
 NCAA National Championships 1 (1942)
 NCAA Tournament Appearances 17
 NCAA Final Four Appearances 1998
 Last NCAA Tournament Appearance 2014

TEAM INFORMATION

2016-17 Record 14-17
 Home: 10-5 Away: 1-10 Neutral: 3-2
 2016-17 Conference Record 6-12
 Conference Finish 9th
 Starters Returning/Lost 4/1
 Letterwinners Returning/Lost 10/4

COACHING STAFF

Anne and Tony Joseph Director of Men's Basketball
 Jerod Haase
 Seasons Second at Stanford, Sixth overall
 Alma Mater Kansas '97
 Stanford Record 25-26 (Second Season)
 Career Record 105-79 (Sixth Season)
 James C. Gaither Assistant Coach of Men's Basketball .
 Jeff Wulbrun (Second Season)
 Alma Mater Cal State Fullerton '84
 Assistant Coach Adam Cohen (Second Season)
 Alma Mater Arizona '08
 Assistant Coach Jesse Pruitt (Second Season)
 Alma Mater UC Davis '05

SUPPORT STAFF

Assistant to the Head Coach Tom Orlich
 Director of Operations John Janovsky
 Director of Basketball Development Brandon Dunson
 Athletic Trainer Dominic Vincentini
 Sports Performance Coach Cory Schlesinger

COMMUNICATIONS

Assistant AD/Communications Brian Risso
 Asst. Dir. [MBB Contact] Doug Drabik
 Asst. Dir. [Secondary MBB Contact] ... Regina Verlengiere

PRONUNCIATIONS

Jerod **HAASE** (rhymes with class)
DAEJON Pickens (DOOR-E-N)
DAEJON Davis (DAY-jon)
KEZIE Okpala (KZ)
KODYE Pugh (Cody)
ISAAC White (EYE-ZACK)
 Blake **PAGON** (PAY-gen)

AGAINST USC

Wednesday marks the 251st meeting between Stanford and USC. The Cardinal leads the all-time series by two games (126-124). Stanford has won six of the last seven. Earlier this season, freshman Daejon Davis hit a 50-foot buzzer-beater against USC to win it for Stanford. The Cardinal has won two of its last three at the Galen Center. It dropped a 72-56 decision in its last visit to USC on Jan. 7, 2017. Stanford has swept the season series from USC in each its last two multiple-game opportunities during the 2014 and 2015 conference seasons. The two schools played just once each of the last two seasons due to Pac-12 scheduling.

CARDINAL PLAYERS AGAINST USC

Eleven active Stanford players have played against USC in their careers. Dorian Pickens has averaged 8.2 ppg in five games against the Trojans. With Reid Travis missing the entire 2015-16 season and last year's lone contest against USC, the fourth-year junior has faced the Trojans just twice in his career - once as a freshman in 2015 and earlier this season. He matched his career-high with 29 points and added 10 rebounds against USC earlier this month.

<i>Player vs. USC</i>	<i>Games</i>	<i>Minutes</i>	<i>Points</i>	<i>Rebounds</i>
Dorian Pickens	5	102	41	15
Michael Humphrey	5	97	35	19
Robert Cartwright	3	44	5	4
Reid Travis	2	44	33	14
Josh Sharma	2	38	10	10
KZ Okpala	1	25	11	3
Daejon Davis	1	37	9	5
Oscar da Silva	1	30	6	4
Isaac White	1	13	3	2
Kodye Pugh	1	2	0	0
Trevor Stanback	1	7	0	0

THE CAPTAINS IMPACT

Prior to the season, Reid Travis, Dorian Pickens and Michael Humphrey were each voted captains. The three take on the role of the Peter Sauer Captainship, honoring the legacy of the late Peter Sauer, a team captain and leader of Stanford's 1998 Final Four team.

The Cardinal's three captains account for 60.6 percent of Stanford's scoring average (45.9 out of 75.7 ppg) and 51.0 percent (19.9 out of 39.0 rpg) of the Cardinal's rebounding average.

2017-18 ROSTER

NO.	NAME	POS.	HT.	WT.	YR.	HOMETOWN (HIGH SCHOOL)
0	KZ Okpala	F	6-8	195	Fr.	Los Angeles, Calif. (Esperanza HS)
1	Daejon Davis	G	6-3	175	Fr.	Seattle, Wash. (Garfield HS)
2	Robert Cartwright	G	6-2	180	Jr.	Pasadena, Calif. (Flintridge Prep)
4	Isaac White	G	6-1	185	Fr.	Adelaide, Australia (Sacred Heart College)
5	Kodye Pugh	F	6-8	205	Fr.	Baltimore, Md. (Blair Academy (New Jersey))
10	Michael Humphrey	F	6-9	245	Sr.	Phoenix, Ariz. (Sunnyslope HS)
11	Dorian Pickens	G	6-5	215	Sr.	Phoenix, Ariz. (Pinnacle HS)
13	Oscar da Silva	F	6-9	210	Fr.	Munich, Germany (Ludwig Gymnasium)
14	Marcus Sheffield	G	6-5	180	Jr.	Alpharetta, Ga. (Chattahoochee HS)
15	Rodney Herenton	G	6-1	155	So.	Chicago, Ill. (Stevenson HS)
20	Josh Sharma	C	7-0	220	Jr.	Lexington, Mass. (N. Mount Hermon School)
21	Cameron Walker	F	6-7	200	Jr.	Santa Maria, Calif. (Righetti HS)
22	Reid Travis	F	6-8	245	Jr.	Minneapolis, Minn. (DeLaSalle HS)
25	Blake Pagon	G	6-4	190	So.	Haymarket, Va. (Battlefield HS)
33	Trevor Stanback	F	6-11	220	So.	Pasadena, Calif. (Maranatha HS)



TRAVIS AMONG NATION'S BEST POST PLAYERS

Junior forward Reid Travis, a preseason All-American and candidate for several national player of the year awards, leads the Pac-12 in scoring at 20.0 ppg. The forward has matched his career-high with 29 points (first recorded against Kansas last season) in victories over USC and San Francisco this season. He became the 45th member of Stanford's 1,000-point club earlier this season and enters Wednesday's game at USC with 1,145 points and 604 rebounds in his 83-game career so far. Travis ranks sixth in the Pac-12 in rebounding (7.6 rpg).

Travis ranks in the top-six in the Pac-12 in 10 categories

Category	Conference Rank	National Rank	Total
Scoring Average	1	35	20.0
Total Points	1	35	400
Free Throws Attempted	1	10	156
Total Field Goals Made	2	22	143
Total Field Goals Attempted	2	73	274
Double Doubles	3	57	7
Free Throws Made	4	36	103
Field Goal Percentage	5	77	52.2
Rebounding Average	6	130	7.6
Total Rebounds	6	115	152

YOUTH MOVEMENT

One of the top recruiting classes in school history has played a big role in this season's success. Each of the Cardinal's four freshmen have started at least one game and three - Daejon Davis, Oscar da Silva and Isaac White - started together in six games earlier this season. At least two freshmen have started in 18 of Stanford's 20 contests.

All four average more than 23 minutes per game. Davis leads the Cardinal in assists (4.4 apg), White leads the Cardinal in three-pointers (33) and da Silva leads Stanford in blocks (20). KZ Okpala, who made his collegiate debut eight games ago, is averaging 10.8 ppg in 30.8 mpg.

In the win over Arizona State, Stanford's final 16 points were scored by freshmen. In the victory at Washington State, Stanford's four freshmen scored the first 23 points of the second half during the Cardinal's 21-3 run to erase its deficit en route to the road win.

Prior to this season, Stanford last started three freshmen on January 27, 1983 (at Washington) with Keith Ramee, Andy Fischer and Earl Koberlein earned the starting nod in that contest.

Freshman Production

Name	G-S	Minutes (avg.)	Points (avg.)	Rebounds (avg.)
Daejon Davis	18-18	29.3	9.9	4.4 (assists)
Oscar da Silva	20-11	26.6	6.0	5.5
KZ Okpala	8-6	30.9	10.8	3.6
Isaac White	19-9	23.4	8.2	1.7

DAVIS FOURTH FRESHMAN ALL-TIME TO WIN PLAYER OF THE WEEK

Freshman Daejon Davis, who averaged 15.5 points, 6.0 rebounds and 4.5 assists to lead Stanford to road wins at Washington State and Washington, was voted the Pac-12 Player of the Week last week. Davis was the fourth Stanford freshman to win conference Player of the Week honors in school history and the first since Jan. 29, 2007, when Brook Lopez recorded a triple-double against USC. The other two Cardinal freshmen to win the award are Jason Collins on Nov. 27, 1999 and Howard Wright on Feb. 3, 1986. Davis posted his first career double-double with 16 points and a career-high 10 rebounds at Washington. Against Washington State, Davis scored 11 of his 15 points in the second half, including eight during a pivotal 24-5 Cardinal run that turned a nine-point second-half deficit into a 10-point lead.

GAME-BY-GAME STARTERS

Opponent	G	G	F	F	C
Cal Poly	Cartwright	White	Pickens	Travis	Humphrey
Pacific	Davis	White	Pickens	Travis	Humphrey
E. Washington	Davis	White	da Silva	Travis	Humphrey
Northeastern	Davis	White	da Silva	Travis	Humphrey
North Carolina	Davis	White	da Silva	Travis	Humphrey
vs. Florida	Davis	White	da Silva	Travis	Humphrey
vs. Ohio State	Davis	White	da Silva	Travis	Humphrey
vs. Portland State	Davis	White	da Silva	Travis	Humphrey
Montana	Davis	Cartwright	da Silva	Travis	Humphrey
at Long Beach State	Cartwright	White	da Silva	Travis	Humphrey
Denver	Davis	Cartwright	Pugh	Travis	Humphrey
San Francisco	Davis	Cartwright	da Silva	Travis	Humphrey
vs. Kansas	Davis	Cartwright	da Silva	Travis	Humphrey
California	Davis	Okpala	Pickens	Travis	Humphrey
UCLA	Davis	Okpala	Pickens	Travis	Humphrey
USC	Davis	Okpala	Pickens	Travis	Humphrey
at WSU	Davis	da Silva	Pickens	Travis	Humphrey
at Washington	Davis	Okpala	Pickens	Travis	Humphrey
Arizona State	Davis	Okpala	Pickens	Travis	Humphrey
Arizona	Davis	Okpala	Pickens	Travis	Humphrey
at USC					
at UCLA					
Oregon State					
Oregon					
at Utah					
at Colorado					
at California					
Washington					
WSU					
at Arizona					
at Arizona State					

CAREER STARTS

Name	Career	2017-18
Michael Humphrey	78	20
Dorian Pickens	60	9
Reid Travis	67	20
Robert Cartwright	19	6
Marcus Sheffield	9	-
Isaac White	9	9
Daejon Davis	18	18
Oscar da Silva	11	11
KZ Okpala	6	6
Kodye Pugh	1	1
Cameron Walker	1	-



Stanford's Record When

Scoring First	8-3
Opponent Scores First	3-6
Lead at Half	8-3
Trail at Half	3-5
Tied at Half	0-1
Overtime	1-0
vs. Top 25	1-4
Decided by 1-4 Points	1-2
Decided by 5-9 Points	5-4
Decided by 10+ Points	5-3
Scoring 100+	1-0
Scoring 90-99	0-0
Scoring 80-89	2-1
Scoring 70-79	8-6
Scoring 60-69	0-2
Scoring 50-59	0-1
Scoring 40-49	0-0
Opp. Scoring 100+	0-1
Opp. Scoring 90-99	1-1
Opp. Scoring 80-89	1-1
Opp. Scoring 70-79	3-4
Opp. Scoring 60-69	3-1
Opp. Scoring 50-59	3-0
Opp. 49 or Fewer	0-0
Shoot 50% or better	6-2
Opp. shoots 50% or better	0-4
Better FG% than Opp.	10-1
FG% is Equal	0-0
Opp. Better FG%	1-8
Outrebounding Opp.	9-7
Rebounds are Equal	1-0
Outrebounded by Opp.	1-2
Fewer TO than Opp.	3-1
Turnovers are Equal	0-1
More TO than Opp.	8-7
6 in Double Figures	0-0
5 in Double Figures	2-0
4 in Double Figures	5-3
Bench Scores More	4-3
Opp. Bench Scores More	7-6
Bench scoring tied	0-0
Wearing Black	1-0
Wearing White	6-4
Wearing Cardinal	1-3
Wearing Gray	3-2
On ESPN/2/U	2-5
On Pac-12 Networks	7-1
On FS1	2-1
On FOX	0-0
On CBS	0-1

POST PRESENCE

Stanford's starting post players, Reid Travis and Michael Humphrey, have combined to average 31.3 points and 15.8 rebounds per game. The duo is second in the conference among starting post players in both combined scoring and rebounding, the only pair to rank in the top-three in both categories in the conference. Travis leads the Pac-12 in scoring at 20.0 ppg and is sixth in rebounding at 7.6 rpg. Humphrey is fourth in the conference in rebounding at 8.2 rpg, to go along with 11.3 ppg.

Pac-12's Post Players scoring and rebounding (Entering Wednesday's games)

School	Players	Pts.	Reb.
USC	Boatwright/Metu	31.7	13.8
Stanford	Travis/Humphrey	31.3	15.8
Oregon St.	Tinkle/Eubanks	31.0	13.7
Arizona	Ayton/Ristic	30.2	17.7
California	Lee/Sueing	26.3	13.5
Washington St.	Franks/Bernstine	24.5	14.5
Utah	Collette/Rawson	24.0	11.1
Oregon	Brown/White	21.6	10.4
UCLA	Welsh/Goloman	20.0	15.0
Colorado	King/Bey	19.8	12.7
Washington	Timmins/Dickerson	19.4	13.7
Arizona St.	White/Mitchell	19.1	14.3

PICKENS' OUTSIDE TOUCH

Since returning from injury seven games ago at the beginning of Pac-12 play, Dorian Pickens leads the team in three pointers (21) and is second on the team in scoring during conference games (15.7). He ranks 12th in the Pac-12 in scoring during conference action and is third in the league in three-pointers per game (3.0). He matched his career-high with seven threes (7-for-10) in the win at Washington State. Pickens owns 151 career three-pointers, which ranks 14th in school history.

HUMPHREY CONTROLLING THE GLASS

Michael Humphrey, who was among the Pac-12 leaders in rebounding last season, ranks fourth in the Pac-12 in rebounding with an average of 8.2 rpg. The forward ranks third in the conference and 54th nationally in defensive rebounds per game (6.4 drpg). He posted a career-high 18 rebounds against Pacific on Nov. 12. The senior, who is averaging 11.3 ppg, has four double-doubles this year.

LAST TIME OUT

In a back-and-forth contest among Pac-12 leaders at Maples Pavilion, No. 14 Arizona used a Rawle Alkins go-ahead layup with 38 seconds remaining to out-last Stanford, 73-71, and snap the Cardinal's five-game winning streak. Dorian Pickens had one final chance from deep, but couldn't connect at the buzzer. Reid Travis had 20 points and 10 rebounds for his seventh double-double of the year. Michael Humphrey also finished with a double-double, collecting 13 points and 12 rebounds.

DAVIS CONTROLS THE POINT

Freshman Daejon Davis has started all 18 games he has played in. He averaged 15.0 points, 6.0 assists and 5.4 rebounds during Stanford's recent five-game winning streak. After averaging 7.0 ppg in his first five games, he is averaging 11.1 points in his last 13 contests.

Highlighting his recent play is the 50-foot heave to win the game as the buzzer sounded against USC. The freshman registered a career-high 22 points and matched his career-high with seven assists in leading Stanford to a double overtime victory over UCLA. He posted his first career double-double with 16 points and 10 rebounds in the win at Washington.

FLOOR BURNS STAT COMES TO THE FARM

During his standout collegiate career at Kansas, Jerod Haase was known for his energy and passion on the court, diving for loose balls and taking charges, whatever he could do to help his team win. During his time with the Jayhawks, the "floor burns" stat was created in his honor and is still tracked by the program. Haase totaled 167 in the 1996-97 season. For the second season, Stanford is tracking floor burns as an official stat throughout the year.

FLOOR BURNS

Daejon Davis.....44	Kezie Okpala.....17	Robert Cartwright11
Michael Humphrey27	Dorian Pickens17	Kodye Pugh6
Oscar da Silva23	Reid Travis17	Blake Pagon3
Josh Sharma19	Isaac White13	TOTAL197



OKPALA MAKING IMMEDIATE IMPACT

Freshman KZ Okpala made his collegiate debut eight games ago and has made an immediate impact. The forward is fourth on the team in scoring at 10.8 ppg. He is also averaging 3.6 rebounds in 30.9 minutes per game. Okpala, who has started six of the eight games he has played in, scored a career-best 21 points at Washington State.

CARDINAL FINDING ITS RANGE

After averaging 5.9 three-pointers per game through its first 10 games, Stanford nearly set a school single-game record with 13 three-pointers in the Dec. 15 win over Denver. The school record for three pointers in a game is 15. The Cardinal averaged 17.1 three-point attempts per game in its first 10 games, before attempting 32 against Denver. Isaac White owns a team-best 33 three pointers. Dorian Pickens, who missed 11 games with an injury, has 19 threes in his last six games.

<i>Games</i>	<i>3-PT FGs</i>	<i>3-PT FG Attempts</i>	<i>3-PT PCT.</i>
First 10 games	59 (5.9 per game)	171 (17.1 per game)	34.5
Last 10 games	70 (7.0 per game)	197 (19.7 per game)	35.5

DAVIS' BUZZER-BEATER WAS FIRST IN 14 SEASONS

Daejon Davis' 50-foot shot to defeat USC at the buzzer Jan. 7 was the first game-winning buzzer-beater for the Cardinal in 14 seasons. On March 3, 2004, Matt Lottich hit a desperation three-pointer as time expired to give No. 1 and undefeated Stanford a 63-61 victory over Washington State at Beasley Coliseum. Davis' buzzer-beater was the first for the Cardinal at Maples Pavilion since Nick Robinson connected on a 35-foot running jumper at the buzzer to give No. 2 Stanford an 80-77 victory over No. 12 Arizona on Feb. 7, 2004.

PRESEASON HONORS FOR REID TRAVIS

Reid Travis, the Pac-12 Conference's leading returning scorer (17.4 ppg) and rebounder (8.9 rpg), entered the year with several preseason accolades.

- Naismith Trophy (National Player of the Year) preseason watch list
- Lute Olson Award (Player of the Year who played two years) watch list
- Oscar Robertson Trophy (Player of the Year) preseason watch list
- Karl Malone Award (Power Forward of the Year) preseason watch list
- Preseason All-America selection by ESPN's Jeff Goodman
- 29th best player in the nation by ESPN's college basketball analysts
- 30th best player in the nation by CBS Sports' basketball analysts
- Consensus preseason First Team All-Pac-12 selection

MOST POWER FIVE OPPONENTS IN FIVE YEARS

Stanford's challenging nonconference schedule included four opponents from power five conferences. The Cardinal played North Carolina (ACC), Florida (SEC), Ohio State (Big Ten) and Kansas (Big 12), with all but the UNC contest taking place away from Maples Pavilion. It's the most power five conference opponents in five years, since the Cardinal faced Missouri (SEC), Minnesota (Big Ten), NC State (ACC) and Northwestern (Big Ten) during its 2012 slate. Stanford went 1-3 in those games, defeating Northwestern (70-68) on the road.

WIN NO. 100 FOR HAASE

The Dec. 17 victory over San Francisco was head coach Jerod Haase's 100th career coaching victory. He is in his sixth season as a head coach and second with Stanford, following four successful seasons at UAB. He is 25-26 in his second season as head coach of the Cardinal.

WHITE POSTS BEST DEBUT MARK SINCE 1977

Freshman Isaac White's 17-point performance against Cal Poly in the season opener on Nov. 10 was the second-most points by a true freshman in his collegiate debut in the 103-year history of the program. White ranks sixth on the team in scoring at 8.2 ppg.

PETER SAUER CAPTAINSHIP

Jerod Haase announced the establishment of the Peter Sauer Captainship this season, naming Reid Travis, Dorian Pickens and Michael Humphrey captains. The three wear patches on their uniforms honoring the legacy of the late Peter Sauer, a team captain and leader of Stanford's 1998 Final Four team. Stanford will celebrate the 20-year anniversary of the 1998 Final Four team Feb. 24 vs. Washington State.

THE FOURTH-YEAR CLASS

The four members of Stanford's fourth-year class - Reid Travis, Dorian Pickens, Michael Humphrey and Robert Cartwright - accounted for 62.6 percent of the team's scoring and 55.4 percent of the team's rebounding last season. Pickens and Humphrey are true seniors, while Travis and Cartwright have each had their medical hardship waivers granted and are redshirt juniors with another year of eligibility remaining after this season. Cartwright missed the entire 2015-16 season with a compound fracture of his right forearm sustained in preseason practice on Nov. 2, 2015. Travis was forced to miss the final 22 games of the 2015-16 season with a right leg injury.

TOP-TIER RECRUITING CLASS

After signing a consensus top-25 national recruiting class last season, the Cardinal once again inked one of the nation's top classes for 2018. On Nov. 8, Stanford announced the signing of 6-5 guard Cormac Ryan from New York, New York, and 7-0 forward Keenan Fitzmorris of Overland Park, Kansas. Fitzmorris is the younger brother of Stanford women's volleyball All-American Audriana Fitzmorris.

SEEING DOUBLE


Stanford individuals have totaled 14 double-doubles in the first 20 games, with seven from Reid Travis, four Michael Humphrey, and one each from Daejon Davis, Dorian Pickens and Oscar da Silva.

<i>Player</i>	<i>Opponent</i>	<i>Minutes</i>	<i>Points</i>	<i>Rebounds</i>
Reid Travis	Cal Poly	35	26	12
Michael Humphrey	Pacific	31	26	18
Oscar da Silva	Eastern Washington	38	12	17
Michael Humphrey	Northeastern	31	17	11
Reid Travis	Portland State	34	28	14
Michael Humphrey	Montana	27	12	12
Reid Travis	Long Beach State	39	26	11
Michael Humphrey	California	28	15	13
Dorian Pickens	UCLA	44	26	10
Reid Travis	UCLA	26	18	11
Reid Travis	USC	35	29	10
Daejon Davis	Washington	39	16	10
Reid Travis	Arizona State	36	18	10
Reid Travis	Arizona	36	20	10

FIFTH IN PAC-12 PRESEASON POLL

Stanford was selected fifth in the Pac-12 Conference media preseason poll. The Cardinal totaled 182 points to place fifth in a vote of the media members. Stanford was also picked fifth in the 2014-15 preseason poll. The Cardinal finished ninth in the conference last season.





0 **KZ Okpala**

F • 6-8 • 195 • Fr.
Los Angeles, Calif.
Esperanza HS



1 **Daejon Davis**

G • 6-3 • 175 • Fr.
Seattle, Wash.
Garfield HS




2 **Robert Cartwright**

G • 6-2 • 180 • R-Jr.
Pasadena, Calif.
Flintridge Prep



4 **Isaac White**

G • 6-1 • 185 • Fr.
Adelaide, Australia
Sacred Heart College HS




5 **Kodye Pugh**

F • 6-8 • 205 • R-Fr.
Baltimore, Md.
Blair Academy (N.J.)



10 **Michael Humphrey**

F • 6-9 • 245 • Sr.
Phoenix, Ariz.
Sunnyslope HS



11 **Dorian Pickens**

G • 6-5 • 215 • Sr.
Phoenix, Ariz.
Pinnacle HS



13 **Oscar da Silva**

F • 6-9 • 210 • Fr.
Munich, Germany
Ludwig Gymnasium



14 **Marcus Sheffield**

F • 6-5 • 180 • Jr.
Alpharetta, Ga.
Chattahoochee HS



15 **Rodney Herenton**

G • 6-1 • 155 • So.
Chicago, Ill.
Stevenson HS



20 **Josh Sharma**

C • 7-0 • 220 • Jr.
Lexington, Mass.
Northfield Mount Hermon School



21 **Cameron Walker**

F • 6-7 • 200 • Jr.
Santa Maria, Calif.
Righetti HS



22 **Reid Travis**

F • 6-8 • 245 • R-Jr.
Minneapolis, Minn.
DeLaSalle HS



25 **Blake Pagon**

G • 6-4 • 190 • So.
Haymarket, Va.
Battlefield HS



33 **Trevor Stanback**

F • 6-11 • 220 • So.
Pasadena, Calif
Maranatha HS



Jerod Haase

Anne and Tony
Joseph Director of
Men's Basketball



Jeff Wulbrun

James C. Gaither
Assistant Coach of
Men's Basketball



Adam Cohen

Assistant
Coach



Jesse Pruitt

Assistant
Coach



Tom Orlich

Assistant to the
Head Coach



John Janovsky

Director of
Operations



Brandon Dunson

Director of
Basketball
Development



Cory Schlesinger

Sports
Performance Coach



Dominic Vincentini

Athletic
Trainer



**The Anne and Tony Joseph
Director of Men's Basketball
Jerod Haase**

**Overall: 105-79 (Sixth Season)
Stanford: 25-26 (Second Season)**

After being introduced as the Anne and Tony Joseph Director of Men's Basketball by Jaquish & Kenninger Director of Athletics Bernard Muir on March 25, 2016, Jerod Haase developed a strong relationship with his program and instilled an invested, tough and selfless attitude among his student-athletes.

In his first year at the helm of the Cardinal program, Stanford posted 14 wins against one of the toughest schedules in the nation. Redshirt sophomore Reid Travis earned First Team All-Pac-12 and NABC All-District honors, developing into one of the top players in the conference on both ends of the court. His program finished in the top-10 percent among men's basketball programs nationally in the classroom as well.

Haase and his staff signed a top-tier recruiting class that is rated as high as No. 10 nationally in the 2017 rankings, welcoming the four-member class to The Farm for the 2017-18 season.

Haase arrived on The Farm prior to the 2016-17 season after completing his fourth season as the head coach at UAB, where he led the Blazers to a regular-season Conference USA championship in 2016 and the program's 15th all-time NCAA Tournament appearance in 2015. Haase compiled an 80-53 overall record while improving the Blazers' win total every year.

Tabbed the 2016 Gene Bartow Conference USA Coach of the Year, Haase led the Blazers to a 26-5 overall record and a 16-2 conference mark while capturing their first regular-season title since 2011. Along the way, UAB established school records for overall victories (26), conference wins (16), road wins (10) and consecutive victories (14). Also named the 2016 National Association of Basketball Coaches (NABC) All-District Coach, Haase directed the Blazers to an NIT berth for the 12th time in school history. UAB also finished 16-0 at home in his final season at the helm of the Blazers, extending the nation's fifth-longest home winning streak to 25, while ranking among the nation's best in field goal percentage (.478 - 24th), assists per game (18.4 - 4th) and blocks per game (4th - 6.1).

Under Haase's guidance, UAB returned to the NCAA Tournament in 2015, shocking No. 3 seed Iowa State, 60-59, in the second round for the Blazers' first NCAA victory since 2005. UAB reached the Big Dance after claiming the program's first Conference USA Tournament title despite being seeded No. 4. The triumph marked UAB's first league tournament title since 1987, when the Blazers won the Sun Belt Conference Tournament. More impressively, Haase successfully developed a roster comprised of 10 underclassmen - all players recruited by Haase and his staff - and finished 20-16 overall while guiding the third-youngest team in NCAA Division I.

The Blazers made impressive strides under Haase's leadership during the 2013-14 campaign, finishing 18-13 overall while notching three victories against teams that qualified for the NCAA Tournament. Of UAB's 18 victories, perhaps none were more impressive than the Blazers' 63-59 home win against No. 16 North Carolina. UAB was ranked in the top five nationally in rebounding throughout the season and finished the year ranked second in the country at 44.5 boards per game.

During Haase's first year with the Blazers in 2012-13, UAB won six of its final nine regular-season Conference USA games and collected a victory in the conference tournament.

Prior to arriving at UAB, Haase played for Roy Williams at Kansas and spent 13 years on Williams' staff with the Jayhawks and Tar Heels. A 1997 graduate of Kansas with a degree in business administration, Haase got his start as Kansas' Director of Operations from 1999-2003. During that time, the Jayhawks reached the 2002 Final Four and the national championship game in 2003.

When Williams was named head coach at North Carolina prior to the 2003-04 season, he brought Haase with him as an assistant coach and director of operations, a title Haase held from 2003-09. Haase then served exclusively as an assistant coach during his final three seasons with the Tar Heels.

A native of South Lake Tahoe, Haase attended California in 1992-93 before transferring to Kansas. He helped lead the Jayhawks to three consecutive conference titles and finished his career ranked in the school's top 10 in assists, three-point field goals and steals. Haase started 99 of 101 games at Kansas and scored 1,264 points, averaging 12.5 per game and reaching double figures 74 times. While at Kansas, Haase was a candidate for the Naismith and Wooden Awards.

As a senior in 1996-97, Haase started alongside Jacque Vaughn, Scot Pollard, Paul Pierce and Raef LaFrentz as Kansas finished with a 34-2 record while averaging 12.0 points per game despite playing with a broken wrist. As a sophomore in 1994-95, Haase averaged 15.0 points and was named the Big Eight Conference Newcomer of the Year and also tabbed a second-team all-conference selection.

Haase was a first-team GTE Academic All-American as a senior, a second-team Academic All-American as a junior and a three-time academic all-conference pick. The Jayhawks' Male Scholar-Athlete of the Year in 1997, Haase later earned a master's degree in business at Kansas in 2000.

Haase started 23 games in 1992-93 as a freshman at California, teaming with Jason Kidd in the backcourt.

In 2017, Haase joined the National Advisory Board of the Positive Coaching Alliance, the organization that uses the power of positive reinforcement to pursue winning and the more important goal of teaching life lessons through sports.

Haase, 42, and his wife, the former Mindy Meidinger, have three children: Gavin (11), Garrett (7) and Gabrielle (4).

HAASE'S HEAD COACHING CAREER

Year	School	Overall	Postseason
2012-13	UAB	16-17	
2013-14	UAB	18-13	
2014-15	UAB	20-16	NCAA Third Round
2015-16	UAB	26-7	NIT First Round
2016-17	Stanford	14-17	
2017-18	Stanford	11-9	
Sixth Season		105-79	2 Appearances

COACHING CAREER

2016-Present: Head Coach (Stanford)

2012-16: Head Coach (UAB)

2004-05, 2006-07, 2008-09: Director of Operations (North Carolina)

2003-04, 2005-06, 2007-08, 2009-12: Assistant Coach (North Carolina)

1999-2003: Administrative Assistant (Kansas)

COLLEGE CAREER/HONORS

1992-93: California

1994-97: Kansas

Big Eight Newcomer of the Year (1995)

Second Team All-Big Eight (1995)

Big Eight All-Defensive Team (1996)

Third Team All-Big XII (1996)

GTE Second Team Academic All-American (1996)

GTE First Team Academic All-American (1997)

Kansas Male Scholar Athlete of the Year (1997)

PERSONAL

Birthdate: April 1, 1974

Age: 42

Hometown: South Lake Tahoe, Calif.

Education: Kansas (B.S., Business Administration, 1997), Kansas (M.S., Business, 2000)

Wife: Mindy

Children: Gavin (11), Garrett (7) and Gabrielle (4)





CAREER HIGHS

Points21, at Washington State (1/11/18)
 Rebounds.....7, vs. Arizona (1/20/18)
 Assists.....5, vs. Arizona State (1/17/18)
 Steals3, vs. USC (1/7/18)
 Minutes.....37, vs. California (12/30/17)

SEASON HIGHS

Points21, at Washington State (1/11/18)
 Rebounds.....7, vs. Arizona (1/20/18)
 Assists.....5, vs. Arizona State (1/17/18)
 Steals3, vs. USC (1/7/18)
 Minutes.....37, vs. California (12/30/17)

2017-18 GAME-BY-GAME

Opponent	Min.	FG	3FG	FT	O	D	R	PF	A	TO	B	S	Pts
Cal Poly													DNP
Pacific													DNP
EWU													DNP
Northeastern													DNP
N. Carolina													DNP
Florida													DNP
Ohio St.													DNP
Portland St.													DNP
Montana													DNP
Long Beach St.													DNP
Denver													DNP
San Francisco													DNP
Kansas	28	2-8	1-2	1-2	0	2	2	3	0	0	1	2	6
California*	37	3-9	0-1	5-12	1	2	3	2	3	2	1	1	11
UCLA*	34	5-16	0-2	3-6	2	2	4	5	1	0	0	0	13
USC*	25	5-11	0-2	1-2	1	2	3	4	0	0	0	3	11
Wash. St.	29	6-11	1-2	8-9	1	2	3	3	0	3	0	0	21
Washington*	30	3-8	0-1	4-9	1	2	3	2	1	3	0	0	10
Arizona St.*	34	1-8	0-1	2-4	1	3	4	3	5	2	1	0	4
Arizona*	30	3-10	0-1	4-4	3	4	7	2	0	2	0	0	10
USC													
UCLA													
Oregon St.													
Oregon													
Utah													
Colorado													
Washington													
Wash. St.													
Arizona													
Arizona St.													

- Made collegiate debut eight games ago, has started six games
- Is averaging 30.9 minutes and 10.8 points in his eight games
- Season-best 21 points in 29 minutes at Washington State
- Played most minutes on roster (37) against Cal, posting 11 pts.
- Made collegiate debut vs. Kansas with six points in 28 minutes
- 2017 graduate of Esperanza High School in Anaheim
- Ranked No. 27 by Scout, No. 30 by Rivals and No. 42 by ESPN
- Orange County Register Boys Basketball Player of the Year
- Ball Is Life All-American
- Ranked as the top small forward in the state of California
- Guided Esperanza HS to its first CIF State Division II championship in school history
- Set Esperanza High School's single-season record for scoring average
- Averaged 30 points, 11 rebounds and two blocks per game as a senior in 2017
- Posted 974 points during his senior campaign, one of the highest totals in Orange County history
- Established a school single-game record 46 pts (breaking own record) in a win over Crossroads
- Two-time Crestview League Player of the Year (junior and senior season)
- Averaged 23 pts. per game as a junior guiding Esperanza to its first conference title in four years
- Growth spurt transformed the 5-10 freshman in 2014 to a 6-8 senior in 2016

Category	2017-18 (Career)
Double-doubles	0 (0)
Double-figure pts.	6 (6)
Double-figure reb.	0 (0)
20-point games	1 (1)
30-point games	0 (0)

CAREER STATISTICS

Year	G-Gs	Min	Fg-Fga	Pct	3p-3pa	Pct	Ft-Fta	Pct	Reb	Avg	Pf	Ast	To	Blk	St	Tp	Avg
2017-18	8-6	247	28-81	.346	2-12	.167	28-48	.583	29	3.6	24	10	12	3	6	86	10.8



CAREER HIGHS

Points22, vs. UCLA (1/4/18)
 Rebounds.....10, at Washington (1/13/18)
 Assists.....8, vs. Arizona State (1/17/18)
 Steals5, Denver (12/15/17)
 Minutes.....45, vs. UCLA (1/4/18)

SEASON HIGHS

Points22, vs. UCLA (1/4/18)
 Rebounds.....10, at Washington (1/13/18)
 Assists.....8, vs. Arizona State (1/17/18)
 Steals5, Denver (12/15/17)
 Minutes.....45, vs. UCLA (1/4/18)

2017-18 GAME-BY-GAME

Opponent	Min.	FG	3FG	FT	O	D	R	PF	A	TO	B	S	Pts
Cal Poly													DNP
Pacific*	26	1-2	0-0	2-2	0	1	1	4	5	3	0	2	4
EWU*	32	0-5	0-0	2-4	3	3	6	1	3	4	0	0	2
Northeastern*	27	4-10	0-1	2-4	0	4	4	4	6	5	0	1	10
N. Carolina*	28	3-5	0-0	4-6	0	8	8	3	3	5	0	1	10
Florida*	29	4-5	0-0	1-1	1	2	3	3	7	6	0	0	9
Ohio St.*	26	5-11	0-2	5-10	0	4	4	5	3	3	1	0	15
Portland St.*	32	2-5	1-2	3-6	1	3	4	1	5	11	1	0	8
Montana*	38	5-8	1-3	6-6	1	4	5	1	4	5	0	0	17
Long Beach St.													DNP
Denver*	37	7-10	3-5	3-5	1	4	5	2	5	4	0	5	20
San Francisco*	15	1-3	0-1	0-0	0	2	2	4	2	8	0	0	2
Kansas*	20	1-6	0-0	0-0	3	1	4	1	2	4	0	0	2
California*	24	1-1	1-1	0-0	0	0	0	3	3	2	0	0	3
UCLA*	45	8-11	1-2	5-8	1	4	5	3	7	2	1	0	22
USC*	37	4-9	1-3	0-0	0	5	5	0	6	5	1	2	9
Wash. St.*	17	6-7	2-3	1-2	0	2	2	4	4	0	0	0	15
Washington*	39	6-13	1-2	3-4	2	8	10	1	5	7	1	1	16
Arizona St.*	40	4-10	0-1	5-5	0	5	5	1	8	4	0	3	13
Arizona*	15	1-4	0-0	0-0	0	2	2	1	2	2	0	1	2
USC													
UCLA													
Oregon St.													
Oregon													
Utah													
Colorado													
Washington													
Wash. St.													
Arizona													
Arizona St.													

- Has started all 18 games he has played in
- Became fourth freshman in school history to be named Pac-12 Player of the Week, first career double-double at Washington
- Hit 50-foot buzzer-beater to give Stanford the win over USC
- Averaging 11.1 points in his last 13 contests after averaging 7.0 ppg in his first five career games
- Has totaled 32 assists in the last six games
- Averaging 11.5 points and 4.8 assists in last four games
- Posted career-highs in points (22) and assists (7) in a career-long 45 minutes in win over UCLA
- 37 points, 10 rebounds, 9 assists and 5 steals in two-game span against Montana and Denver
- Finished with 17 points in 38 minutes against Montana
- Served as the starting point guard in his collegiate debut against Pacific. Missed season opener
- Posted 15 points in 26 minutes against Ohio State in the PK80
- Consensus top-50 prospect in 2017 class, ranked 39th by Scout, 58th by ESPN and 47th by Rivals
- Consensus top-15 national prospect at his position
- Selected to the 2015-16 USA Basketball Men's Junior National Team
- One of 18 finalists for the 2016 USA Basketball men's Under-17 World Championship Team
- Led the Garfield HS to Washington's Class 3A state championship game as a senior in 2017

Category	2017-18 (Career)
Double-doubles	1 (1)
Double-figure pts.	9 (9)
Double-figure rebs.	1 (1)
20-point games	2 (2)
30-point games	0 (0)

CAREER STATISTICS

Year	G-Gs	Min	Fg-Fga	Pct	3p-3pa	Pct	Ft-Fta	Pct	Reb	Avg	Pf	Ast	To	Blk	St	Tp	Avg
2017-18	18-18	527	63-125	.504	11-26	.423	42-63	.667	75	4.2	42	80	80	5	16	179	9.9



CAREER HIGHS

Points 21, vs. Washington State (1/12/17)
 Rebounds..... 6, vs. Kansas (12/21/17)
 Assists..... 9, at UCLA (1/8/17)
 Steals 3, 3x, last vs. Florida (11/23/17)
 Minutes40, at Long Beach State (12/3/17)

SEASON HIGHS

Points19, vs. Portland St. (11/26/17)
 Rebounds..... 6, vs. Kansas (12/21/17)
 Assists..... 6, at Long Beach State (12/3/17)
 Steals 3, vs. Florida (11/23/17)
 Minutes40, at Long Beach State (12/3/17)

2017-18 GAME-BY-GAME

Opponent	Min.	FG	3FG FT	O D R	P F A	T O B S	Pts
Cal Poly*	32	4-9	2-4	0-0	2 2 0	4 3 0	1 10
Pacific	23	2-5	1-3	4-4	0 0 0	3 5 1	0 9
EWU	20	4-8	1-3	3-6	0 2 2	3 1 0	0 12
Northeastern	28	2-7	0-3	0-0	0 4 4	2 4 1	0 2 4
N. Carolina	26	0-5	0-1	2-4	0 4 4	1 4 1	0 2 2
Florida	23	6-10	2-4	3-3	0 2 2	2 4 2	0 3 17
Ohio St.	24	3-10	2-7	0-0	0 1 1	2 1 1	0 0 8
Portland St.	25	7-10	3-4	2-2	0 0 0	4 2 2	1 1 19
Montana*	33	3-7	1-2	4-4	1 1 2	0 5 1	0 1 11
Long Beach St.*	40	3-10	0-3	0-0	0 2 2	2 6 4	0 0 6
Denver*	24	1-6	1-5	0-0	0 5 5	1 5 0	0 0 3
San Francisco*	36	0-5	0-4	3-4	1 3 4	2 4 2	0 0 3
Kansas*	33	3-7	1-3	0-0	3 3 6	2 4 5	0 1 7
California	17	1-3	1-2	1-2	0 1 1	0 3 1	0 0 4
UCLA							DNP
USC							DNP
Wash. St.	8	0-0	0-0	0-0	0 1 1	1 3 0	0 0 0
Washington	1	0-0	0-0	0-0	0 0 0	0 0 0	0 0 0
Arizona St.							DNP
Arizona							DNP
USC							
UCLA							
Oregon St.							
Oregon							
Utah							
Colorado							
Washington							
Wash. St.							
Arizona							
Arizona St.							

- Has played 16 games with six starts
- Fifth in the Pac-12 in assist/turnover ratio (2.3)
- 7.2 scoring average in 2017-18 is highest in his three seasons
- Averaging 24.6 minutes per game this season
- Played a career-long 40 minutes at Long Beach State
- Season-high 19 points in 25 minutes vs. Portland State
- Played in all 31 games with 12 starts last season
- Averaged 24.7 minutes, played 20+ minutes in 26 contests
- Finished last season ranked seventh in the conference in assists (4.2) in conference play
- Ranked fourth in Pac-12 in assist/turnover ratio (2.6) in conference play and sixth overall (2.3)
- Career-high 21 points to go along with seven assists against Washington State last year
- Career-highs in assists (9) and rebounds (5) to along with 18 points at UCLA last season
- Entered 2015-16 season as the starting point guard before he suffered a compound fracture of his right forearm in preseason practice, which required season-ending surgery

Category	2017-18 (Career)
Double-doubles	0 (0)
Double-figure pts.	5 (14)
Double-figure asts.	0 (0)
20-point games	0 (1)
30-point games	0 (0)

CAREER STATISTICS

Year	G-Gs	Min	Fg-Fga	Pct	3p-3pa	Pct	Ft-Fta	Pct	Reb	Avg	Pf	Ast	To	Blk	St	Tp	Avg
2014-15	36-1	399	23-64	.359	12-36	.333	11-17	.647	34	0.9	38	24	13	1	9	69	1.9
2015-16	-	-	-	-	-	-	-	-	-	-	-	-	-	-	-	-	-
2016-17	31-12	765	74-209	.354	28-104	.269	32-42	.762	56	1.8	50	110	48	1	30	208	6.7
2017-18	16-6	393	39-102	.382	15-48	.313	22-29	.759	36	2.3	25	55	24	1	13	115	7.2
Totals	83-19	1557	136-375	.363	55-188	.293	65-88	.739	126	1.5	113	189	85	3	52	392	4.7



CAREER HIGHS

Points 20, vs. North Carolina (11/20/17)
 Rebounds.....5, vs. San Francisco (12/17/17)
 Assists..... 3, vs. Eastern Washington (11/14/17)
 Steals 2, vs. Portland St. (11/26/17)
 Minutes38, at Long Beach State (12/3/17)

SEASON HIGHS

Points 20, vs. North Carolina (11/20/17)
 Rebounds.....5, vs. San Francisco (12/17/17)
 Assists..... 3, vs. Eastern Washington (11/14/17)
 Steals 2, vs. Portland St. (11/26/17)
 Minutes38, at Long Beach State (12/3/17)

2017-18 GAME-BY-GAME

Opponent	Min.	FG	3FG FT	O D R	P F A	T O B S	Pts
Cal Poly*	26	5-9	5-5	2-4	0 2 2	1 1 2	0 0 17
Pacific*	23	2-7	1-6	0-0	0 0 0	1 2 2	0 0 5
EWU*	36	2-10	1-7	0-0	0 2 2	3 3 0	0 0 5
Northeastern*	35	5-7	3-3	4-4	0 4 4	0 1 1	0 0 17
N. Carolina*	34	7-12	3-7	3-4	0 1 1	1 0 2	0 0 20
Florida*	24	1-7	1-5	2-2	0 2 2	0 1 0	0 0 5
Ohio St.*	33	2-8	1-6	4-4	0 1 1	2 0 4	0 0 9
Portland St.*	22	3-8	3-7	2-2	0 4 4	2 1 2	0 2 11
Montana	11	1-6	1-5	1-1	0 1 1	1 0 1	0 0 4
Long Beach St.*	38	6-11	5-10	0-2	0 1 1	1 1 1	0 0 17
Denver	29	6-14	4-12	1-2	0 0 0	3 1 3	0 1 17
San Francisco	28	2-6	0-3	0-0	0 5 5	2 1 2	0 1 4
Kansas	19	1-6	1-5	2-2	0 2 2	0 2 1	0 0 5
California	7	0-2	0-2	0-0	0 1 1	0 0 1	0 0 0
UCLA	16	0-1	0-1	2-4	1 1 2	1 1 0	0 0 2
USC	13	1-2	1-2	0-0	0 2 2	0 1 0	0 0 3
Wash. St.	22	2-8	1-6	0-0	0 0 0	0 0 0	0 0 5
Washington	12	1-4	1-4	0-0	0 0 0	0 0 0	0 1 3
Arizona St.							DNP
Arizona	17	2-3	1-1	2-3	0 2 2	1 1 0	0 0 7
USC							
UCLA							
Oregon St.							
Oregon							
Utah							
Colorado							
Washington							
Wash. St.							
Arizona							
Arizona St.							

- Has played in 19 games with nine starts, missed ASU game
- Leads the Cardinal with 33 three pointers
- Posted a career-high 20 points against No. 9 North Carolina
- Played a career-long 38 minutes at Long Beach State
- Has recorded five three-pointers in a game twice this season
- Connected on a three-pointer in first 11 games and 12 overall
- 17 points in his collegiate debut was most in nearly 40 years
- One of Australia's top prospects
- Led South Australia to the 2017 national title
- Averaged 20.9 points, while also leading national team in assists, free throws (80)
- Posted a 53.6 shooting percentage from three-point range in high school
- Led South Australia team in scoring each of the his two years at the U20 Junior Championships
- Led U18 Australian team to a 50-3 record
- Named the Premier League's top Under 21 player playing for the Sturt Sabres
- Averaged 15.0 points his first season and nearly 30.0 points last season
- Posted a 65-point performance (10 three-pointers) against West Adelaide

Category	2017-18 (Career)
Double-doubles	0 (0)
Double-figure pts.	6 (6)
Double-figure asts.	0 (0)
20-point games	1 (1)
30-point games	0 (0)

CAREER STATISTICS

Year	G-Gs	Min	Fg-Fga	Pct	3p-3pa	Pct	Ft-Fta	Pct	Reb	Avg	Pf	Ast	To	Blk	St	Tp	Avg
2017-18	19-9	445	49-131	.374	33-97	.340	25-34	.735	32	1.7	19	17	22	0	5	156	8.2



CAREER HIGHS

Points 4, San Francisco (12/17/17)
 Rebounds..... 1, 3x, last vs. Ohio St. (11/24/17)
 Assists..... 3, vs. Ohio St. (11/24/17)
 Steals 1, vs. Cal Poly (11/10/17)
 Minutes..... 16, vs. Denver (12/15/17)

SEASON HIGHS

Points 4, San Francisco (12/17/17)
 Rebounds..... 1, 3x, last vs. Ohio St. (11/24/17)
 Assists..... 3, vs. Ohio St. (11/24/17)
 Steals 1, vs. Cal Poly (11/10/17)
 Minutes..... 16, vs. Denver (12/15/17)

2017-18 GAME-BY-GAME

Opponent	Min.	FG	3FG	FT	O	D	R	PF	A	T	B	S	Pts
Cal Poly	14	0-1	0-1	2-2	0	1	1	4	0	1	0	1	2
Pacific	2	0-0	0-0	0-0	0	0	0	0	0	0	0	0	0
EWU													DNP
Northeastern													DNP
N. Carolina	14	0-4	0-3	0-0	0	0	0	2	2	3	0	0	0
Florida	11	1-1	0-0	1-2	0	1	1	0	0	1	0	0	3
Ohio St.	6	0-1	0-0	0-1	1	0	1	1	3	0	0	0	0
Portland St.													DNP
Montana													DNP
Long Beach St.													DNP
Denver*	16	0-4	1-2	0-2	0	0	0	1	0	0	0	0	1
San Francisco	15	2-3	0-1	0-0	0	0	0	1	0	2	0	0	4
Kansas													DNP
California	2	0-0	0-0	0-0	1	0	1	0	0	0	0	0	0
UCLA	1	0-0	0-0	0-0	0	1	1	0	0	0	0	0	0
USC	2	0-0	0-0	0-0	0	0	0	0	0	1	0	0	0
Wash. St.	2	0-0	0-0	0-1	0	0	0	1	0	1	0	0	0
Washington													DNP
Arizona St.													DNP
Arizona													
USC													
UCLA													
Oregon St.													
Oregon													
Utah													
Colorado													
Washington													
Wash. St.													
Arizona													
Arizona St.													

Category	2017-18 (Career)
Double-doubles	0 (0)
Double-figure pts.	0 (0)
Double-figure reb.	0 (0)
20-point games	0 (0)
30-point games	0 (0)

- Made debut in season opener after redshirting last year
- Missed five games with ankle injury suffered in second game. Returned for three games, before re-aggravating injury.
- Returned to action 10 games ago, totaling five points in 31 minutes against Denver and San Francisco
- Three assists in six minutes of action against Ohio State
- 2016 graduate of Blair Academy in Blairstown, New Jersey
- Member of the Rivals100 team
- Top-100 prospect by both Scout.com and 247Sports.com
- Ranked No. 11 at his position by 247Sports.com and No. 21 by ESPN.com
- Averaged 14 points and six rebounds during senior season for the Buccaneers
- 2015-16 All-Mid-Atlantic Prep League
- Played two seasons at Boys' Latin School of Maryland
- Two-time MVP and two-time all-conference selection at Boys' Latin School of Maryland
- Averaged 20.2 points and 10.1 rebounds with 14 double-doubles as a junior
- Second-team All-USA Maryland Boys Basketball pick and a DMVelite All-Maryland first-team pick his junior season of high school

CAREER STATISTICS

Year	G-Gs	Min	Fg-Fga	Pct	3p-3pa	Pct	Ft-Fta	Pct	Reb	Avg	Pf	Ast	To	Blk	St	Tp	Avg
2017-18	11-1	84	3-14	.214	0-7	.000	4-8	.500	5	0.5	10	5	9	0	1	10	0.9



CAREER HIGHS

Points 27, at UCLA (1/8/17)
 Rebounds..... 18, vs. Pacific (11/12/17)
 Assists..... 4, at USC (1/5/17)
 Blocks 7, vs. Green Bay (11/13/15)
 Minutes..... 37, 2x, last 37, vs. Arizona (1/20/18)

SEASON HIGHS

Points 26, vs. Pacific (11/12/17)
 Rebounds..... 18, vs. Pacific (11/12/17)
 Assists..... 3, vs. San Francisco (12/17/17)
 Blocks 3, vs. UCLA (1/4/18)
 Minutes..... 37, vs. Arizona (1/20/18)

2017-18 GAME-BY-GAME

Opponent	Min.	FG	3FG	FT	O	D	R	PF	A	T	B	S	Pts
Cal Poly*	28	0-2	0-0	0-0	1	8	9	1	1	1	0	0	0
Pacific*	31	6-12	2-3	12-14	3	15	18	4	0	3	2	0	26
EWU*	35	3-13	0-4	2-3	1	10	11	4	0	1	2	1	8
Northeastern*	31	6-11	2-2	3-3	5	6	11	2	1	1	0	1	17
N. Carolina*	24	3-8	2-2	2-2	1	3	4	3	2	1	0	1	10
Florida*	18	3-4	0-0	4-4	0	1	1	4	0	2	1	0	10
Ohio St.*	31	3-11	1-2	2-2	1	8	9	5	0	1	0	3	9
Portland St.*	20	3-6	0-0	0-0	1	4	5	4	1	4	0	0	6
Montana*	27	3-6	0-0	6-8	3	9	12	2	0	0	1	0	12
Long Beach St.*	22	6-11	1-3	0-0	1	5	6	4	0	1	0	0	13
Denver*	32	3-3	3-3	2-5	1	8	9	3	0	3	1	1	11
San Francisco*	26	3-5	0-1	3-3	2	7	9	3	3	3	2	0	9
Kansas*	31	9-17	2-6	0-0	2	5	7	2	0	2	1	1	20
California*	28	7-10	0-1	1-3	2	11	13	5	0	1	1	0	15
UCLA*	33	5-9	1-3	3-3	2	5	7	5	0	1	3	0	14
USC*	21	7-13	1-4	0-0	1	3	4	1	1	1	0	0	15
Wash. St.*	20	0-1	0-1	0-0	0	2	2	4	0	3	1	1	0
Washington*	27	6-11	0-0	1-2	2	7	9	5	0	1	0	1	13
Arizona St.*	14	2-4	0-2	0-3	1	4	5	3	1	1	0	0	4
Arizona*	37	5-15	1-4	2-2	5	7	12	4	2	1	2	1	13
USC													
UCLA													
Oregon St.													
Oregon													
Utah													
Colorado													
Washington													
Wash. St.													
Arizona													
Arizona St.													

Category	2017-18 (Career)
Double-doubles	5 (13)
Double-figure pts.	13 (40)
Double-figure reb.	6 (18)
20-point games	2 (7)
30-point games	0 (0)

- Third-year starting center and first-year team captain
- Leads team and ranks fourth in Pac-12 in rebounding (8.2 rpg)
- Active career rebounding leader with 622 rebounds
- Active career games leader (110), nine more than Dorian Pickens
- Third in the conference and 54th nationally in def. rebounds (6.4)
- Second 20-point game of the season with 20 against Kansas
- Posted 15 points and 13 rebounds in 28 minutes against California
- Five double-doubles on the year and 13 in his career
- Career-high 18 rebounds with season-high 26 points vs. Pacific
- Started 24 games last season, including 16 of the final 17 contests (did not start on Senior Day)
- Started 25 games overall, coming off the bench in five contests in 2016-17
- Ranked 13th in the Pac-12 in rebounding (7.4 rpg) in conference play and 15th overall (6.2 rpg)
- Ranked fifth in the Pac-12 in off. rebs. (2.8 orpg) in conference play and 10th overall (2.2 orpg)
- Career-high 27 points and 14 rebounds in 34 minutes at UCLA last season

CAREER STATISTICS

Year	G-Gs	Min	Fg-Fga	Pct	3p-3pa	Pct	Ft-Fta	Pct	Reb	Avg	Pf	Ast	To	Blk	St	Tp	Avg
2014-15	30-6	338	41-74	.554	0-2	.000	11-22	.500	81	2.7	76	13	15	23	11	93	3.1
2015-16	30-27	726	128-260	.492	9-28	.321	45-70	.643	191	6.4	95	23	45	38	30	310	10.3
2016-17	30-25	721	113-248	.456	6-27	.222	51-70	.729	187	6.2	104	28	48	18	27	283	9.4
2017-18	20-20	536	83-172	.483	16-41	.390	43-57	.754	163	8.2	68	12	32	17	12	225	11.3
Totals	110-78	2321	365-754	.484	31-98	.316	150-219	.685	622	5.7	343	76	140	96	80	911	8.3



CAREER HIGHS

Points 28, at Washington State (1/11/18)
 Rebounds..... 10, 2x, last vs. UCLA (1/4/18)
 Assists..... 8, vs. Charleston So. (11/15/15)
 Steals 4, 3x, last vs. Oregon State (2/22/17)
 Minutes..... 44, vs. UCLA (1/4/18)

SEASON HIGHS

Points 28, at Washington State (1/11/18)
 Rebounds..... 10, vs. UCLA (1/4/18)
 Assists..... 4, vs. Pacific (11/12/17)
 Steals 2, vs. UCLA (1/4/18)
 Minutes..... 44, vs. UCLA (1/4/18)

2017-18 GAME-BY-GAME

Opponent	Min.	FG	3FG	FT	OD	R	PF	A	TO	B	S	Pts
Cal Poly*	28	3-9	0-5	4-5	0	3	3	1	1	1	0	10
Pacific*	31	3-10	2-8	3-3	1	5	6	2	4	3	0	11
EWU												DNP
Northeastern												DNP
N. Carolina												DNP
Florida												DNP
Ohio St.												DNP
Portland St.												DNP
Montana												DNP
Long Beach St.												DNP
Denver												DNP
San Francisco												DNP
Kansas												DNP
California*	31	3-11	2-6	5-6	1	1	2	3	2	2	1	13
UCLA*	44	8-18	6-11	4-5	0	10	10	1	2	3	0	26
USC*	32	1-8	0-5	0-2	1	4	5	1	3	2	0	2
Wash. St.*	35	10-14	7-10	1-2	0	1	1	1	2	3	0	28
Washington*	23	3-5	1-3	0-0	0	4	4	5	3	2	0	7
Arizona St.*	40	7-14	3-7	2-2	1	4	5	1	3	2	0	19
Arizona*	37	4-10	2-5	5-6	0	1	1	0	2	1	0	15
USC												
UCLA												
Oregon St.												
Oregon												
Utah												
Colorado												
Washington												
Wash. St.												
Arizona												
Arizona St.												

Category	2017-18 (Career)
Double-doubles	1 (2)
Double-figure pts.	6 (46)
Double-figure reb.	1 (2)
20-point games	2 (10)
30-point games	0 (0)

- Second-year starting forward and first-year team captain
- Missed 11 games with left foot injury, returned seven games ago
- Second on the roster in scoring (15.7 ppg) during conference games. Third in the league in threes (3.2 per game)
- Totaled 13 three pointers in last four games
- Ranks 14th in school history with 151 career three pointers
- Career-best 28-point performance, matching career-high for threes in a game with seven (7-10) in win at Washington State
- 26 points (six threes), career-high 11 rebounds, career-long 44 minutes in win over UCLA
- Had streak of 63 consecutive games played snapped vs. Eastern Washington earlier this year
- Named to 2017 NABC Honors Court, recognizing juniors & seniors with at least 3.2 GPA
- Only player to start all 31 games last season
- Registered at least one three in all but four games, with multiple threes in 19 contests last year
- Currently owns more than 150 pairs of shoes

CAREER STATISTICS

Year	G-Gs	Min	Fg-Fga	Pct	3p-3pa	Pct	Ft-Fta	Pct	Reb	Avg	Pf	Ast	To	Blk	St	Tp	Avg
2014-15	31-1	267	17-48	.354	9-25	.360	18-26	.692	31	1.0	20	17	14	1	6	61	2.0
2015-16	30-19	880	117-280	.418	52-144	.361	84-114	.737	109	3.6	65	56	33	4	31	370	12.3
2016-17	31-31	927	123-287	.429	67-169	.396	79-107	.738	109	3.5	57	38	43	3	32	392	12.6
2017-18	9-9	301	42-99	.424	23-60	.383	24-31	.774	37	4.1	15	22	19	1	8	131	14.6
Totals	101-60	2375	299-714	.419	151-398	.379	205-278	.737	286	2.8	157	133	109	9	77	954	9.4



CAREER HIGHS

Points14, 2x, last vs. Arizona State (1/17/18)
 Rebounds 17, vs. Eastern Washington (11/14/17)
 Assists.....6, vs. UCLA (1/4/18)
 Blocks 2, 5x, last at Washington (1/13/18)
 Minutes..... 38 vs. Eastern Washington (11/14/17)

SEASON HIGHS

Points14, 2x, last vs. Arizona State (1/17/18)
 Rebounds 17, vs. Eastern Washington (11/14/17)
 Assists.....6, vs. UCLA (1/4/18)
 Blocks 2, 5x, last at Washington (1/13/18)
 Minutes..... 38 vs. Eastern Washington (11/14/17)

2017-18 GAME-BY-GAME

Opponent	Min.	FG	3FG	FT	OD	R	PF	A	TO	B	S	Pts
Cal Poly	21	3-4	1-1	0-0	2	2	4	0	1	4	2	7
Pacific	21	1-3	0-0	5-6	3	3	6	3	0	0	2	7
EWU*	38	5-9	0-0	2-2	6	11	17	5	0	2	0	12
Northeastern*	26	2-5	1-2	0-0	2	2	4	3	0	0	1	5
N. Carolina*	21	2-4	1-2	0-0	0	2	2	5	1	4	2	5
Florida*	28	2-5	1-3	2-2	1	4	5	4	1	2	1	7
Ohio St.*	37	5-7	2-2	2-2	2	1	3	3	2	1	1	14
Portland St.*	33	2-5	0-0	0-1	2	6	8	5	1	3	1	4
Montana*	20	0-3	0-0	0-0	1	1	2	2	1	4	0	0
Long Beach St.*	29	1-1	0-0	0-1	2	3	5	1	1	4	0	2
Denver	22	1-2	1-1	0-0	3	3	6	2	2	1	1	3
San Francisco*	29	2-4	1-2	2-2	2	4	6	2	1	1	1	7
Kansas*	23	0-3	0-0	1-2	1	6	7	2	2	0	1	1
California	14	1-3	1-3	1-2	0	2	2	2	4	1	0	4
UCLA	36	4-5	0-1	0-0	0	5	5	2	6	2	1	8
USC	30	2-4	2-3	0-0	0	4	4	2	2	1	2	6
Wash. St.*	31	2-5	0-2	0-0	1	5	6	2	1	0	1	4
Washington	30	1-2	1-1	2-2	1	10	11	2	1	3	2	5
Arizona St.	18	4-4	2-2	4-6	1	6	7	4	1	0	1	14
Arizona	25	2-4	0-0	0-0	0	0	0	4	1	2	0	4
USC												
UCLA												
Oregon St.												
Oregon												
Utah												
Colorado												
Washington												
Wash. St.												
Arizona												
Arizona St.												

Category	2017-18 (Career)
Double-doubles	1 (1)
Double-figure pts.	3 (3)
Double-figure reb.	2 (2)
20-point games	0 (0)
30-point games	0 (0)

- Has played in all 20 games with 11 starts on the year
- Has averaged 26.6 minutes per game, played more than 30 minutes four of the last six games
- Leads team with 20 blocks, posted seven in the last six games
- Matched his career-high with 14 points in 18 minutes vs. ASU
- Season-high six assists for UCLA
- Recorded first career double-double with 12 points and 17 rebounds against Eastern Washington
- Season-best 14 points against Ohio State in the PK80
- Speaks six languages fluently
- Native of Munich, regarded as one of Germany's top prospects
- Played for Germany's Under 19 National Team that competed in the 2017 FIBA U19 World Cup in Cairo, Egypt, leading Germany to fifth place in the tournament
- Started all seven games for Germany in the tournament and averaged 10.3 points, 4.0 rebounds, 1.7 steals and 1.4 blocks in 25.7 minutes per game
- Competed for Germany in the Under 18 European Championship in 2016, leading Germany to a fourth-place finish with an average of 9.5 points and 6.0 rebounds per game
- Also played for Germany's Under 18 National Team in the prestigious Albert Schweitzer Tournament in April of 2016, averaging 7.0 points, 5.4 rebounds and 1.7 blocks.

CAREER STATISTICS

Year	G-Gs	Min	Fg-Fga	Pct	3p-3pa	Pct	Ft-Fta	Pct	Reb	Avg	Pf	Ast	To	Blk	St	Tp	Avg
2017-18	20-11	532	42-82	.512	14-25	.560	21-29	.724	110	5.5	55	29	35	20	12	119	6.0



CAREER HIGHS

Points 35, vs. Arizona State (12/30/16)
 Rebounds 6, 2x, last vs. Washington St. (1/12/17)
 Assists 4, 2x, last vs. Oregon State (2/22/17)
 Steals 3, 2x, last at Arizona State (2/11/17)
 Minutes .. 32, 2x, last vs. Arizona State (12/30/16)

SEASON HIGHS

Points
 Rebounds.....
 Assists.....
 Steals
 Minutes.....

2017-18 GAME-BY-GAME

Opponent	Min.	FG	3FG FT	O	D	R	PF	A	T	B	S	Pts
Cal Poly												DNP
Pacific												DNP
EWU												DNP
Northeastern												DNP
N. Carolina												DNP
Florida												DNP
Ohio St.												DNP
Portland St.												DNP
Montana												DNP
Long Beach St.												DNP
Denver												DNP
San Francisco												DNP
Kansas												DNP
California												DNP
UCLA												DNP
USC												DNP
Wash. St.												DNP
Washington												DNP
Arizona St.												DNP
Arizona												DNP
USC												
UCLA												
Oregon St.												
Oregon												
Utah												
Colorado												
Washington												
Wash. St.												
Arizona												
Arizona St.												

Category	2017-18 (Career)
Double-doubles	0 (0)
Double-figure pts.	0 (12)
Double-figure reb.	0 (0)
20-point games	0 (1)
30-point games	0 (1)

- Redshirting the 2017-18 season
- Played in all 31 games with five starts last season
- Averaged 18.9 minutes, played 20+ min.in 14 contests last year
- Career-high 35 points (tied for 19th-most in a game in school history) in a career-long 32 min. in the Pac-12 opener vs. ASU
- Averaged 6.7 ppg, recording double figures in six games
- Led team with 19 points (8-of-9 FT) off the bench in first meeting with Colorado
- Matched his career-high with six rebounds at home against Washington State
- Poured in 17 points against Cal State Northridge
- Career-best three steals on three occasions, against Arizona State (at ASU and in the Pac-12 Tournament) and Colorado State
- Played at least 20 minutes in nine of his final 14 games last season
- First Team All-State selection in Georgia as a senior, averaging 28.0 ppg
- Father, Marcus, played basketball at Morgan State and in Puerto Rico

CAREER STATISTICS

Year	G-Gs	Min	Fg-Fga	Pct	3p-3pa	Pct	Ft-Fta	Pct	Reb	Avg	Pf	Ast	To	Blk	St	Tp	Avg
2015-16	28-4	467	56-144	.389	17-45	.378	40-57	.702	63	2.3	40	28	32	2	13	169	6.0
2016-17	31-5	587	66-182	.363	23-71	.324	52-64	.813	48	1.5	39	48	38	2	26	207	6.7
2017-18	0-0	000	0-0	.000	0-0	.000	0-0	.000	0	0.0	0	0	0	0	0	0	0.0
Totals	58-9	1033	119-318	.374	38-112	.339	92-121	.760	109	1.9	79	72	70	4	36	368	6.3



CAREER HIGHS

Points 15, vs. CSUN (11/15/16)
 Rebounds..... 7, 4x, last vs. California (12-30-17)
 Assists 1, 4x, last vs. Cal Poly (11/10/17)
 Blocks 4, 2x, last vs. Montana (11/29/17)
 Minutes..... 26, at USC (1/5/17)

SEASON HIGHS

Points 14, vs. Arizona State (1/17/18)
 Rebounds..... 7, 2x, last vs. California (12-30-17)
 Assists..... 1, vs. Cal Poly (11/10/17)
 Blocks 4, vs. Montana (11/29/17)
 Minutes..... 20, vs. Florida (11/23/17)

2017-18 GAME-BY-GAME

Opponent	Min.	FG	3FG FT	O	D	R	PF	A	T	B	S	Pts
Cal Poly	10	1-2	0-1	2-2	0	2	2	1	1	1	0	4
Pacific	9	2-4	0-2	0-0	0	1	1	3	0	1	0	4
EWU	7	1-3	0-0	0-2	0	0	0	0	0	1	0	2
Northeastern*	11	2-2	0-0	0-0	1	2	3	0	0	1	1	4
N. Carolina	13	1-4	0-1	2-2	1	1	2	0	0	0	2	4
Florida	20	3-5	2-2	1-4	1	5	6	4	0	0	0	9
Ohio St.	9	0-0	0-0	2-2	1	2	3	2	0	0	2	2
Portland St.	15	1-1	0-0	0-0	1	3	4	5	0	2	2	2
Montana	13	1-2	0-0	4-6	2	5	7	2	0	2	4	6
Long Beach St.	18	2-4	0-0	0-0	2	4	6	2	1	2	1	4
Denver	8	0-1	0-0	0-0	0	1	1	1	0	1	1	0
San Francisco	16	5-6	2-3	1-1	1	4	5	4	0	1	0	13
Kansas	7	0-2	0-1	1-2	2	1	3	0	0	0	0	1
California	11	4-7	0-0	1-2	5	2	7	4	0	0	1	9
UCLA	16	2-4	0-0	0-1	2	1	3	4	0	2	1	4
USC	5	1-2	0-1	0-0	1	0	1	0	0	0	0	2
Wash. St.	3	0-0	0-0	0-0	0	1	1	1	0	1	0	0
Washington	7	1-2	0-0	1-1	0	0	0	4	0	0	0	3
Arizona St.	18	7-7	0-0	0-0	3	1	4	3	0	2	2	14
Arizona	3	0-1	0-0	0-0	0	0	0	3	0	0	0	0
USC												
UCLA												
Oregon St.												
Oregon												
Utah												
Colorado												
Washington												
Wash. St.												
Arizona												
Arizona St.												

Category	2017-18 (Career)
Double-doubles	0 (0)
Double-figure pts.	2 (3)
Double-figure reb.	0 (0)
20-point games	0 (0)
30-point games	0 (0)

- Has played in every game, season-long 20 minutes vs. Florida
- Owns 18 blocks on the season
- Season-high 14 points (7-of-7 from the field) in 18 min. vs. ASU
- 13 points, shooting 5-of-6 from the floor overall and 2-of-3 from three with five rebounds in 16 minutes vs. San Francisco
- Nine points and six rebounds against Florida in the PK80
- Matched career-highs in blocks (4) and rebounds (7) vs. Montana
- Saw action in all 31 games last season, averaged 13.4 minutes per contest in 2016-17
- Recorded a team-best 34 blocks on the year, including 21 blocks in Pac-12 play
- Ranked eighth in the Pac-12 in blocks (1.2 bpg) in conference action and 13th overall (1.1 bpg)
- Recorded multiple blocks in 11 games last year
- Posted career-high 15 points to go along with five rebs in 19 minutes against Cal State Northridge
- Grabbed at least five rebounds in nine games last season

CAREER STATISTICS

Year	G-Gs	Min	Fg-Fga	Pct	3p-3pa	Pct	Ft-Fta	Pct	Reb	Avg	Pf	Ast	To	Blk	St	Tp	Avg
2015-16	26-0	205	22-46	.478	1-6	.167	5-13	.385	40	1.5	43	3	6	23	5	50	1.9
2016-17	31-0	416	41-105	.390	6-22	.273	13-29	.448	89	2.9	80	4	22	34	8	101	3.3
2017-18	20-0	219	34-59	.576	4-11	.364	15-25	.600	59	3.0	44	2	17	18	6	87	4.4
Totals	77-0	840	97-210	.462	11-39	.282	33-67	.493	188	2.4	167	9	45	75	19	238	3.1



CAREER HIGHS

Points29, 3x, last vs. USC (1/7/18)
 Rebounds..... 17, vs. Harvard (11/11/16)
 Assists.....4, 2x, last vs. Cal Poly (11/10/17)
 Steals 3, 2x, last vs. North Carolina (11/20/17)
 Minutes.....40, vs. Northeastern (11/17/17)

SEASON HIGHS

Points29, 2x, last vs. USC (1/7/18)
 Rebounds.....14, vs. Portland St. (11/26/17)
 Assists.....4, vs. Cal Poly (11/10/17)
 Steals 3, 2x, last vs. North Carolina (11/20/17)
 Minutes.....40, vs. Northeastern (11/17/17)

2017-18 GAME-BY-GAME

Opponent	Min.	FG	3FG FT	O	D	R	P	F	A	T	O	B	S	P	ts
Cal Poly*	35	9-16	1-2	7-10	6	6	12	0	4	3	0	1	26		
Pacific*	34	7-12	0-2	9-10	1	5	6	3	3	1	0	1	23		
EWU*	32	6-14	0-2	8-10	1	4	5	3	1	0	0	0	20		
Northeastern*	40	7-14	0-0	2-4	0	4	4	2	2	1	0	3	16		
N. Carolina*	34	8-13	1-3	4-9	1	5	6	3	2	3	0	3	21		
Florida*	30	6-12	1-3	10-11	5	5	3	1	5	0	1	23			
Ohio St.*	31	4-13	0-2	6-9	2	4	6	5	2	3	0	1	14		
Portland St.*	34	10-18	0-0	8-11	6	8	14	3	1	4	0	0	28		
Montana*	39	8-16	0-1	4-8	1	8	9	3	0	3	0	1	20		
Long Beach St.*	39	10-19	0-2	6-7	6	5	11	3	2	3	0	1	26		
Denver*	29	8-11	1-4	3-6	1	1	2	3	2	2	0	1	20		
San Francisco*	33	11-18	2-3	5-6	1	7	8	1	0	1	0	0	29		
Kansas*	39	5-12	1-3	1-3	1	3	4	4	1	2	0	0	12		
California*	29	6-13	0-1	3-6	3	5	8	4	1	2	0	0	15		
UCLA*	26	6-10	1-1	5-5	3	8	11	5	0	3	0	0	18		
USC*	35	10-14	0-2	9-11	7	3	10	2	1	1	0	1	29		
Wash. St.*	33	1-6	0-1	4-7	2	4	6	2	2	2	1	2	6		
Washington*	31	6-13	0-0	4-10	2	3	5	2	2	2	0	0	16		
Arizona St.*	36	7-16	3-6	1-5	4	6	10	2	3	0	1	0	18		
Arizona*	36	8-14	0-1	4-8	3	7	10	1	1	2	0	0	20		
USC															
UCLA															
Oregon St.															
Oregon															
Utah															
Colorado															
Washington															
Wash. St.															
Arizona															
Arizona St.															

- Third-year starter and third-year captain
- Leads the Pac-12 and is 35th nationally in scoring
- Seven double-doubles this season, four in the last six games
- One of 45 members of Stanford's 1,000-point club
- Matched his career-high of 29 points twice this season, most recently against USC. Also had 10 rebounds against the Trojans
- Sixth in the Pac-12 in rebounding, third in the conference in rebounding in league action (8.6 rpg)
- Six points at WSU was first non-double-digit point total in 18 games
- Naismith, Oscar Robertson, Karl Malone and Lute Olson Player of the Year preseason watch lists
- Collected 28 points and a season-high 14 rebounds against Portland State
- Has 11 threes in first 20 games this season, after playing first 63 games without a three
- Has recorded 31 assists already this season after totaling 14 assists in 27 games last season
- 2017 First Team All-Pac-12 selection by the coaches, NABC Second Team All-District selection
- Only player in the Pac-12 and one of only five individuals in the top six conferences to finish last season ranked in the top five of his conference in both scoring and rebounding
- Led the team in nine categories last season

Category	2017-18 (Career)
Double-doubles	7 (17)
Double-figure pts.	19 (54)
Double-figure reb.	7 (22)
20-point games	12 (21)
30-point games	0 (0)

CAREER STATISTICS

Year	G-Gs	Min	Fg-Fga	Pct	3p-3pa	Pct	Ft-Fta	Pct	Reb	Avg	Pf	Ast	To	Blk	St	Tp	Avg
2014-15	28-12	646	67-137	.489	0-0	.000	39-85	.459	156	5.6	60	12	27	7	24	173	6.2
2015-16	8-8	262	39-70	.557	0-0	.000	24-50	.480	57	7.1	19	6	17	5	6	102	12.8
2016-17	27-27	813	176-304	.579	0-1	.000	118-181	.652	239	8.9	64	14	56	5	14	470	17.4
2017-18	20-20	675	143-274	.522	11-39	.282	103-156	.660	152	7.6	54	31	43	2	16	400	20.0
Totals	83-67	2396	425-785	.541	11-40	.275	284-472	.602	604	7.3	197	63	143	19	60	1145	13.8



CAREER HIGHS

Points2, Cal State East Bay (12/16/16)
 Rebounds.....4, vs. Montana (11/29/17)
 Assists.....2, vs. Montana (11/29/17)
 Steals1, 2x, last vs. Montana (11/29/17)
 Minutes.....19, vs. Montana (11/29/17)

SEASON HIGHS

Points2, vs. Montana (11/29/17)
 Rebounds.....4, vs. Montana (11/29/17)
 Assists.....2, vs. Montana (11/29/17)
 Steals1, vs. Montana (11/29/17)
 Minutes.....19, vs. Montana (11/29/17)

2017-18 GAME-BY-GAME

Opponent	Min.	FG	3FG FT	O	D	R	P	F	A	T	O	B	S	P	ts
Cal Poly	1	0-0	0-0	0-0	0	1	1	0	0	0	0	0	0	0	0
Pacific															
EWU															
Northeastern	2	0-0	0-0	0-0	0	0	0	0	0	0	0	0	0	0	0
N. Carolina	2	0-0	0-0	0-0	0	0	0	0	0	0	0	0	0	0	0
Florida	13	0-0	0-0	0-1	0	1	1	2	1	0	0	0	0	0	0
Ohio St.	3	0-0	0-0	0-0	0	0	0	0	0	0	0	0	0	0	0
Portland St.	18	0-1	0-1	0-0	0	2	2	1	1	0	0	0	0	0	0
Montana	19	0-0	0-0	0-0	0	4	4	3	2	2	0	1	0	0	0
Long Beach St.	14	0-1	0-1	0-0	0	2	2	2	1	1	0	0	0	0	0
Denver	3	0-0	0-0	0-0	0	0	0	0	0	1	1	0	0	0	0
San Francisco	2	0-0	0-0	0-0	0	0	0	0	0	0	0	0	0	0	0
Kansas															
California															
UCLA															
USC															
Wash. St.															
Washington															
Arizona St.															
Arizona															
USC															
UCLA															
Oregon St.															
Oregon															
Utah															
Colorado															
Washington															
Wash. St.															
Arizona															
Arizona St.															

- Has played in 10 games overall
- Has played 56 total minutes over five of the last 12 games, after totaling 21 minutes in Stanford's first seven games
- Played a career-long 19 minutes with a career-best four rebounds and two assists against Montana
- Collected two rebounds in 18 minutes against Portland State
- Saw action in five games last season, scoring lone career points on free throws against CSUEB
- One of three individuals in Battlefield HS history to score 1,000 pts.
- Interested in computer science, interned at In-Q-Tel in Silicon Valley last summer where he learned advanced coding and helped develop defenses to cyber threats
- Parents are Garrett and Amanda, both also studied at Stanford
- Has four brothers, Chase (15), Max (11), Reese (8) and Colt (4)
- Mother, Amanda, was a standout track and field competitor and swimmer at Stanford

Category	2017-18 (Career)
Double-doubles	0 (0)
Double-figure pts.	0 (0)
Double-figure reb.	0 (0)
20-point games	0 (0)
30-point games	0 (0)

CAREER STATISTICS

Year	G-Gs	Min	Fg-Fga	Pct	3p-3pa	Pct	Ft-Fta	Pct	Reb	Avg	Pf	Ast	To	Blk	St	Tp	Avg
2016-17	5-0	10	0-2	.000	0-1	.000	2-2	1.000	2	0.4	0	0	1	0	1	2	0.4
2017-18	10-0	77	0-2	.000	0-2	.000	0-1	.000	10	1.0	8	6	4	0	1	0	0.0
Totals	15-0	87	0-4	.000	0-3	.000	2-3	.667	12	0.8	8	6	5	0	2	2	0.1



CAREER HIGHS

Points5, at Oregon (1/21/17)
 Rebounds..... 2, 5x, last vs. N. Carolina (11/20/17)
 Assists..... 1, 6x, last at Oregon (1/21/17)
 Blocks2, at Colorado (3/2/17)
 Minutes..... 12, vs. CSUEB (12/16/16)

SEASON HIGHS

Points 2, 2x, last vs. Florida (11/23/17)
 Rebounds.....2, vs. North Carolina (11/20/17)
 Assists.....
 Blocks
 Minutes.. 4, 2x, last vs. North Carolina (11/20/17)

2017-18 GAME-BY-GAME

Opponent	Min.	FG	3FG	FT	O	D	R	Pf	A	To	B	S	Pts
Cal Poly	4	1-1	0-0	0-0	0	0	0	1	0	0	0	0	2
Pacific	1	0-0	0-0	0-0	0	0	0	0	0	0	0	0	0
EWU													DNP
Northeastern													DNP
N. Carolina	4	0-1	0-0	0-0	1	1	2	0	0	0	0	1	0
Florida	2	1-1	0-0	0-0	0	0	0	0	0	0	0	1	2
Ohio St.													DNP
Portland St.	1	0-0	0-0	0-0	0	0	0	0	0	0	0	0	0
Montana													DNP
Long Beach St.													DNP
Denver													DNP
San Francisco													DNP
Kansas													DNP
California													DNP
UCLA													DNP
USC													DNP
Wash. St.													DNP
Washington													DNP
Arizona St.													DNP
Arizona													DNP
USC													
UCLA													
Oregon St.													
Oregon													
Utah													
Colorado													
Washington													
Wash. St.													
Arizona													
Arizona St.													

- Has played in five games, with a season-long four minutes
- Saw action in 16 games, including 10 Pac-12 contests last season
- Averaged 5.7 minutes per contest last season
- Season-long 12 minutes of action against Cal State East Bay
- Scored season-best five points and collected two rebs. in 11 minutes of action at Oregon
- Posted a season-best two blocks in 11 minutes of action at Colorado
- Made collegiate debut against Harvard in the season opener
- Scored first career points on a pair of free throws against Cal State Northridge
- 2016 graduate of Maranatha High School in Pasadena, California
- Consensus four-star prospect in 2016 class by the major recruiting services
- Ranked as 13th-best power forward in the nation by Scout.com and 68th-best prospect overall
- Member of the Rivals100 for the Class of 2016; group ranks him as the 88th-best prospect

Category	2017-18 (Career)
Double-doubles	0 (0)
Double-figure pts.	0 (0)
Double-figure reb.	0 (0)
20-point games	0 (0)
30-point games	0 (0)

CAREER STATISTICS

Year	G-Gs	Min	Fg-Fga	Pct	3p-3pa	Pct	Ft-Fta	Pct	Reb	Avg	Pf	Ast	To	Blk	St	Tp	Avg
2016-17	16-0	91	3-17	.176	0-0	.000	4-14	.286	11	0.7	8	6	5	3	3	10	0.6
2017-18	5-0	10	2-3	.667	0-0	.000	0-0	.000	2	0.4	1	0	0	0	2	4	0.8
Totals	21-0	101	5-20	.250	0-0	.000	4-14	.286	13	0.6	9	6	5	3	5	14	0.7

THE LAST TIME

TEAM

Scored 100 points

Stanford 107, vs. UCLA (1-4-18)
Opponent..... 108, Florida (11-23-17)

Scored less than 50 points

Stanford 49, at SMU (12-19-16)
Opponent..... 46, at Oregon State (1-19-17)

Scored less than 40 points

Stanford 39, at Washington State (2-25-06)
Opponent..... 38, vs. Carroll College (12-27-15)

Overtime game

Stanford win vs. UCLA (107-99 on 1-4-18)
Stanford loss..... vs. Arizona State (98-88 on 3-8-17)

Double Overtime game

Stanford win vs. UCLA (107-99 in 2OT on 1-4-18)
Stanford loss..... at UCLA (86-61 in 2OT on 1-8-15)

40-point win

Stanford Stanford 83, Carroll College 38 (12-27-15)
Opponent..... Oregon State 81, Stanford 38 (1-11-82)

50-point win

Stanford Stanford 111, Harvard 56 (11-9-07)
Opponent..... never

60 points in a half

Stanford 63 (1st half), vs. Harvard (11-9-07)
Opponent..... 60 (2nd half), at USC (1-26-02)

Between 16-20 points in a half

Stanford 19 (1st half), at SMU (12-19-16)
Opponent..... 20 (1st half), vs. Weber State (11-17-16)

15 points or less in a half

Stanford 12 (1st half), vs. Santa Clara (12-16-06)
Opponent..... 14 (1st half), vs. Arkansas-Pine Bluff (12-29-14)

50 rebounds by a team

Stanford 53, vs. UCLA (1-4-18)
Opponent..... 51, at UCLA (1-8-15)

12 or more three-pointers in a game

Stanford 13, vs. Denver (12-15-17)
Opponent..... 15, Florida (11-23-17)

10 or more steals in a game

Stanford 13, vs. Oregon State (2-22-17)
Opponent..... 10, Washington (1-13-18)

25 turnovers in a game

Stanford 28, vs. Portland State (11-26-17)
Opponent..... 25, vs. Arkansas-Pine Bluff (12-29-14)

Five players scoring in double digits

Stanford 5, vs. Arizona State (1-17-18)
Opponent..... 5, Florida (11-23-17)

More than five players scoring in double digits

Stanford 6, vs. Green Bay (11-13-15)
Opponent..... 6, at Colorado (3-2-17)

INDIVIDUAL

Player recorded a double-double

Stanford.... Travis (20 pts/10 rebs)/Humphrey (13 pts/12 rebs), vs. Arizona (1-20-18)
Opponent..... Ivan Rabb (16 pts/13 rebs), vs. California (2-17-17)

Two players recorded a double-double

Stanford.... Travis (20 pts/10 rebs)/Humphrey (13 pts/12 rebs), vs. Arizona (1-20-18)
Opponent..... Kevon Looney/Tony Parker, at UCLA (1-8-15)

Player recorded a triple-double

Stanford..... Brook Lopez (18 pts/11 reb/12 blk), vs. USC (1-25-07)
Opponent..... Kyle Weaver (14 pts/13 reb/10 ast), vs. Wash. St. (1-13-07)

Game decided by buzzer-beater

Stanford win Daejon Davis, vs. USC (1-7-18)
Stanford loss..... Lamont Jones, vs. Arizona (2-27-10)

30 points

Stanford Marcus Sheffield (35), vs. Arizona State (12-30-16)
Opponent..... Aaron Holiday (31), UCLA (1-4-18)

40 points

Stanford Casey Jacobsen (41), vs. Oregon (2-7-02)
Opponent..... Damon Stoudamire (45), Arizona (1-14-95)

Two players with 20 or more points

Stanford Pickens (28)/Okpala (21), at Washington State (1-11-18)
Opponent Berry II (29)/Williams (20), North Carolina (11-20-17)

Three players with 20 or more points

Stanford Brown (21)/Randle (21)/Nastic (20), vs. Arizona St. (1-24-15)
Opponent Moore (25)/Brown (23)/Carmichael (21), vs. Illinois St. (3-19-12)

No double digit scorer

Stanford at USC (1-20-11)
Opponent..... vs. Carroll College (12-27-15)

12 field goals

Stanford Michael Humphrey (12), vs. UCLA (2-27-16)
Opponent..... Markelle Fultz (12), vs. Washington (1-14-17)

7 three-pointers

Stanford Dorian Pickens (7) at Washington State (1-11-18)
Opponent Jabari Bird (7), vs. California (2-17-17)

15 free throws

Stanford Reid Travis (19), at Kansas (12-3-16)
Opponent..... Jared Cunningham (15), vs. Oregon State (3-9-11)

15 rebounds

Stanford Oscar da Silva (17), vs. Eastern Washington (11-14-17)
Opponent..... Kevon Looney (19), at UCLA (1-8-15)

20 rebounds

Stanford Matt Haryasz (20), vs. Oregon (1-29-05)
Opponent..... Andre Roberson (20), at Colorado (1-24-13)

Three players with 10 or more rebounds

Stanford Travis (12)/R. Allen (10)/Pickens (10), vs. Villanova (11-26-15)
Opponent..... Johnson (13)/Scott (10), at Colorado (2-15-15)

10 assists

Stanford Christian Sanders (10), vs. Oregon (2-13-16)
Opponent..... Chris Chiozza (11), Florida (11-23-17)



2017-18 Stanford Basketball STANFORD Combined Team Statistics (as of Jan 20, 2018) All games

RECORD:	OVERALL	HOME	AWAY	NEUTRAL
ALL GAMES	11-9	9-4	2-1	0-4
CONFERENCE	5-2	3-2	2-0	0-0
NON-CONFERENCE	6-7	6-2	0-1	0-4

#	Player	gp-gs	min	avg	Total		3-Point		F-Throw		Rebounds				pf	dq	a	to	blk	stl	pts	avg
					fg-fga	fg%	3fg-fga	3fg%	ft-fa	ft%	off	def	tot	avg								
22	Travis, Reid	20-20	675	33.8	143-274	.522	11-39	.282	103-156	.660	51	101	152	7.6	54	2	31	43	2	16	400	20.0
11	Pickens, Dorian	9-9	301	33.4	42-99	.424	23-60	.383	24-31	.774	4	33	37	4.1	15	1	22	19	1	8	131	14.6
10	Humphrey, Michael	20-20	536	26.8	83-172	.483	16-41	.390	43-57	.754	35	128	163	8.2	68	4	12	32	17	12	225	11.3
00	Okpala, KZ	8-6	247	30.9	28-81	.346	2-12	.167	28-48	.583	10	19	29	3.6	24	1	10	12	3	6	86	10.8
01	Davis, Daejon	18-18	527	29.3	63-125	.504	11-26	.423	42-63	.667	13	62	75	4.2	42	1	80	80	5	16	179	9.9
04	White, Isaac	19-9	445	23.4	49-131	.374	33-97	.340	25-34	.735	1	31	32	1.7	19	0	17	22	0	5	156	8.2
02	Cartwright, Robert	16-6	393	24.6	39-102	.382	15-48	.313	22-29	.759	5	31	36	2.3	25	0	55	24	1	13	115	7.2
13	Da Silva, Oscar	20-11	532	26.6	42-82	.512	14-25	.560	21-29	.724	30	80	110	5.5	55	3	29	35	20	12	119	6.0
20	Sharma, Josh	20-0	219	11.0	34-59	.576	4-11	.364	15-25	.600	23	36	59	3.0	44	1	2	17	18	6	87	4.4
05	Pugh, Kodye	11-1	84	7.6	3-14	.214	0-7	.000	4-8	.500	2	3	5	0.5	10	0	5	9	0	1	10	0.9
33	Stanback, Trevor	5-0	10	2.0	2-3	.667	0-0	.000	0-0	.000	1	1	2	0.4	1	0	0	0	0	2	4	0.8
15	Herenton, Rodney	3-0	4	1.3	0-0	.000	0-0	.000	2-2	1.000	0	0	0	0.0	0	0	0	0	0	0	2	0.7
25	Pagon, Blake	10-0	77	7.7	0-2	.000	0-2	.000	0-1	.000	0	10	10	1.0	8	0	6	4	0	1	0	0.0
Team											41	30	71				6					
Total.....		20	4050		528-1144	.462	129-368	.351	329-483	.681	216	565	781	39.0	365	13	269	303	67	98	1514	75.7
Opponents.....		20	4050		540-1255	.430	168-472	.356	252-373	.676	203	470	673	33.7	420	18	249	239	86	136	1500	75.0

TEAM STATISTICS	STAN	OPP	Date	Opponent	Score	Att.
SCORING	1514	1500	11/10/17	CAL POLY	w 78-62	6276
Points per game	75.7	75.0	11/12/17	PACIFIC	w 89-80	3103
Scoring margin	+0.7	-	11/14/17	EASTERN WASHINGTON	L 61-67	2799
FIELD GOALS-ATT	528-1144	540-1255	11/17/17	NORTHEASTERN	w 73-59	2998
Field goal pct	.462	.430	11/20/17	#9 NORTH CAROLINA	L 72-96	7233
3 POINT FG-ATT	129-368	168-472	11/23/17	vs #7 Florida	L 87-108	7878
3-point FG pct	.351	.356	11/24/17	vs Ohio State	L 71-79	14274
3-pt FG made per game	6.5	8.4	11/26/17	vs Portland State	L 78-87	2771
FREE THROWS-ATT	329-483	252-373	11/29/17	MONTANA	w 70-54	3145
Free throw pct	.681	.676	12/3/17	at Long Beach State	L 68-76	2564
F-Throws made per game	16.5	12.6	12/15/17	DENVER	w 75-62	3303
REBOUNDS	781	673	12/17/17	SAN FRANCISCO	w 71-59	4031
Rebounds per game	39.0	33.7	12/21/17	vs #14 Kansas	L 54-75	7880
Rebounding margin	+5.4	-	* 12/30/17	CALIFORNIA	L 74-77	4293
ASSISTS	269	249	* 1/4/18	UCLA	wo2 107-99	4497
Assists per game	13.5	12.5	* 1/7/18	USC	w 77-76	4087
TURNOVERS	303	239	* 1/11/18	at Washington State	w 79-70	2540
Turnovers per game	15.2	12.0	* 01/13/18	at Washington	w 73-64	8256
Turnover margin	-3.2	-	* 1/17/18	#16 ARIZONA STATE	w 86-77	4014
Assist/turnover ratio	0.9	1.0	* 1/20/18	#14 ARIZONA	L 71-73	6079
STEALS	98	136				
Steals per game	4.9	6.8				
BLOCKS	67	86				
Blocks per game	3.4	4.3				
ATTENDANCE	55858	46163				
Home games-Avg/Game	13-4297	3-4453				
Neutral site-Avg/Game	-	4-8201				

* = Conference game

Score by Periods	1st	2nd	OT	OT2	Totals
STANFORD	713	779	9	13	1514
Opponents	691	795	9	5	1500



2017-18 Stanford Basketball STANFORD Combined Team Statistics (as of Jan 20, 2018) Conference games

RECORD:	OVERALL	HOME	AWAY	NEUTRAL
ALL GAMES	5-2	3-2	2-0	0-0
CONFERENCE	5-2	3-2	2-0	0-0
NON-CONFERENCE	0-0	0-0	0-0	0-0

#	Player	gp-gs	min	Total			3-Point		F-Throw		Rebounds					pf	dq	a	to	blk	stl	pts	avg	
				avg	fg-fga	fg%	3fg-fga	3fg%	ft-fta	ft%	off	def	tot	avg										
22	Travis, Reid	7-7	226	32.3	44-86	.512	4-12	.333	30-52	.577	24	36	60	8.6	18	1	10	12	2	3	122	17.4		
11	Pickens, Dorian	7-7	242	34.6	36-80	.450	21-47	.447	17-23	.739	3	25	28	4.0	12	1	17	15	1	6	110	15.7		
01	Davis, Daejon	7-7	217	31.0	30-55	.545	6-12	.500	14-19	.737	3	26	29	4.1	13	0	35	22	3	7	80	11.4		
00	Okpala, KZ	7-6	219	31.3	26-73	.356	1-10	.100	27-46	.587	10	17	27	3.9	21	1	10	12	2	4	80	11.4		
10	Humphrey, Michael	7-7	180	25.7	32-63	.508	3-15	.200	7-13	.538	13	39	52	7.4	27	3	4	9	6	4	74	10.6		
13	Da Silva, Oscar	7-1	184	26.3	16-27	.593	6-12	.500	7-10	.700	3	32	35	5.0	18	0	16	9	7	1	45	6.4		
20	Sharma, Josh	7-0	63	9.0	15-23	.652	0-1	.000	2-4	.500	11	5	16	2.3	19	0	0	5	4	1	32	4.6		
04	White, Isaac	6-0	87	14.5	6-20	.300	4-16	.250	4-7	.571	1	6	7	1.2	2	0	3	1	0	1	20	3.3		
02	Cartwright, Robert	3-0	26	8.7	1-3	.333	1-2	.500	1-2	.500	0	2	2	0.7	1	0	6	1	0	0	4	1.3		
05	Pugh, Kodye	4-0	6	1.5	0-0	.000	0-0	.000	0-1	.000	1	1	2	0.5	1	0	0	2	0	0	0	0.0		
Team											13	13	26						3					
Total.....		7	1450	206-430		.479	46-127	.362	109-177	.616	82	202	284	40.6	132	6	101	91	25	27	567	81.0		
Opponents.....		7	1450	197-448		.440	54-168	.321	88-141	.624	70	171	241	34.4	144	8	86	80	37	41	536	76.6		

TEAM STATISTICS	STAN	OPP	Date	Opponent	Score	Att.
SCORING	567	536	* 12/30/17	CALIFORNIA	L 74-77	4293
Points per game	81.0	76.6	* 1/4/18	UCLA	Wo2 107-99	4497
Scoring margin	+4.4	-	* 1/7/18	USC	w 77-76	4087
FIELD GOALS-ATT	206-430	197-448	* 1/11/18	at Washington State	w 79-70	2540
Field goal pct	.479	.440	* 01/13/18	at Washington	w 73-64	8256
3 POINT FG-ATT	46-127	54-168	* 1/17/18	#16 ARIZONA STATE	w 86-77	4014
3-point FG pct	.362	.321	* 1/20/18	#14 ARIZONA	L 71-73	6079
3-pt FG made per game	6.6	7.7	* = Conference game			
FREE THROWS-ATT	109-177	88-141				
Free throw pct	.616	.624				
F-Throws made per game	15.6	12.6				
REBOUNDS	284	241				
Rebounds per game	40.6	34.4				
Rebounding margin	+6.1	-				
ASSISTS	101	86				
Assists per game	14.4	12.3				
TURNOVERS	91	80				
Turnovers per game	13.0	11.4				
Turnover margin	-1.6	-				
Assist/turnover ratio	1.1	1.1				
STEALS	27	41				
Steals per game	3.9	5.9				
BLOCKS	25	37				
Blocks per game	3.6	5.3				
ATTENDANCE	22970	10796				
Home games-Avg/Game	5-4594	2-5398				
Neutral site-Avg/Game	-	0-0				

Score by Periods	1st	2nd	OT	OT2	Totals
STANFORD	248	297	9	13	567
Opponents	256	266	9	5	536



STANFORD Team Game-by-Game (as of Jan 20, 2018)
All games

TEAM STATISTICS

Opponent	Date	Score	Total		3-Pointers		Free throws		Rebounds				pf	a	t/o	blk	stl	pts	avg	
			fg-fga	pct	3fg-fga	pct	ft-fa	pct	off	def	tot	avg								
CAL POLY	11/10/17	78-62	W	26-53	.491	9-19	.474	17-23	.739	11	30	41	41.0	10	13	16	4	6	78	78.0
PACIFIC	11/12/17	89-80	W	24-55	.436	6-24	.250	35-39	.897	8	32	40	40.5	23	19	14	4	6	89	83.5
EASTERN WASHINGTON	11/14/17	61-67	L	21-62	.339	2-16	.125	17-27	.630	12	33	45	42.0	19	8	8	2	3	61	76.0
NORTHEASTERN	11/17/17	73-59	W	28-56	.500	6-11	.545	11-15	.733	9	27	36	40.5	13	14	12	2	7	73	75.2
#9 NORTH CAROLINA	11/20/17	72-96	L	24-56	.429	7-19	.368	17-28	.607	7	25	32	38.8	18	14	19	4	8	72	74.6
vs #7 Florida	11/23/17	87-108	L	27-50	.540	7-17	.412	26-32	.813	5	23	28	37.0	22	15	18	2	6	87	76.7
vs Ohio State	11/24/17	71-79	L	22-61	.361	6-21	.286	21-30	.700	13	25	38	37.1	25	11	13	4	6	71	75.9
vs Portland State	11/26/17	78-87	L	28-54	.519	7-14	.500	15-22	.682	13	30	43	37.9	25	12	28	5	3	78	76.1
MONTANA	11/29/17	70-54	W	21-48	.438	3-11	.273	25-33	.758	11	36	47	38.9	14	12	18	5	5	70	75.4
at Long Beach State	12/3/17	68-76	L	28-57	.491	6-19	.316	6-10	.600	13	24	37	38.7	15	12	17	1	5	68	74.7
DENVER	12/15/17	75-62	W	26-51	.510	13-32	.406	10-20	.500	8	22	30	37.9	16	16	15	3	9	75	74.7
SAN FRANCISCO	12/17/17	71-59	W	26-50	.520	5-18	.278	14-16	.875	9	32	41	38.2	19	11	20	3	2	71	74.4
vs #14 Kansas	12/21/17	54-75	L	21-61	.344	6-20	.300	6-11	.545	15	24	39	38.2	14	11	14	3	5	54	72.8
CALIFORNIA	12/30/17	74-77	L	26-59	.441	5-17	.294	17-33	.515	13	26	39	38.3	23	16	12	4	3	74	72.9
UCLA	1/4/18	107-99	Wot	38-74	.514	9-21	.429	22-32	.688	11	42	53	39.3	26	17	13	6	2	107	75.2
USC	1/7/18	77-76	W	31-63	.492	5-22	.227	10-15	.667	13	24	37	39.1	10	14	11	3	6	77	75.3
at Washington State	1/11/18	79-70	W	27-52	.519	11-25	.440	14-21	.667	5	20	25	38.3	19	12	13	3	4	79	75.5
at Washington	01/13/18	73-64	W	27-58	.466	4-11	.364	15-28	.536	14	34	48	38.8	21	12	18	3	4	73	75.4
#16 ARIZONA STATE	1/17/18	86-77	W	32-63	.508	8-19	.421	14-25	.560	13	31	44	39.1	17	21	13	5	3	86	75.9
#14 ARIZONA	1/20/18	71-73	L	25-61	.410	4-12	.333	17-23	.739	13	25	38	39.0	16	9	11	1	5	71	75.7
STANFORD		1514		528-1144	.462	129-368	.351	329-483	.681	216	565	781	39.0	365	269	303	67	98	1514	75.7
Opponents		1500		540-1255	.430	168-472	.356	252-373	.676	203	470	673	33.7	420	249	239	86	136	1500	75.0

Games played: 20
 Points/game: 75.7
 FG Pct: 46.2
 3FG Pct: 35.1
 FT Pct: 68.1

Rebounds/game: 39.0
 Assists/game: 13.5
 Turnovers/game: 15.2
 Assist/turnover ratio: 0.9
 Steals/game: 4.9
 Blocks/game: 3.4

STANFORD Opponent Game-by-Game (as of Jan 20, 2018)
All games

OPPONENT STATISTICS

Opponent	Date	Score	Total		3-Pointers		Free throws		Rebounds				pf	a	t/o	blk	stl	pts	avg	
			fg-fga	pct	3fg-fga	pct	ft-fa	pct	off	def	tot	avg								
CAL POLY	11/10/17	78-62	W	23-60	.383	10-25	.400	6-9	.667	5	19	24	24.0	11	11	4	8	62	62.0	
PACIFIC	11/12/17	89-80	W	31-68	.456	4-14	.286	14-21	.667	10	25	35	29.5	27	11	12	3	9	80	71.0
EASTERN WASHINGTON	11/14/17	61-67	L	22-57	.386	11-25	.440	12-20	.600	7	34	41	33.3	24	8	11	4	3	67	69.7
NORTHEASTERN	11/17/17	73-59	W	23-61	.377	9-32	.281	4-9	.444	14	22	36	34.0	15	11	15	4	3	59	67.0
#9 NORTH CAROLINA	11/20/17	72-96	L	37-73	.507	11-26	.423	11-15	.733	10	32	42	35.6	22	15	14	1	4	96	72.8
vs #7 Florida	11/23/17	87-108	L	38-65	.585	15-22	.682	17-21	.810	6	21	27	34.2	25	23	11	4	13	108	78.7
vs Ohio State	11/24/17	71-79	L	25-61	.410	9-21	.429	20-25	.800	13	30	43	35.4	25	13	14	3	3	79	78.7
vs Portland State	11/26/17	78-87	L	26-70	.371	8-24	.333	27-33	.818	17	16	33	35.1	22	6	10	7	18	87	79.8
MONTANA	11/29/17	70-54	W	19-65	.292	4-25	.160	12-17	.706	14	20	34	35.0	27	7	11	5	6	54	76.9
at Long Beach State	12/3/17	68-76	L	28-55	.509	10-22	.455	10-16	.625	7	17	24	33.9	12	16	10	6	8	76	76.8
DENVER	12/15/17	75-62	W	23-52	.442	9-20	.450	7-14	.500	10	19	29	33.5	19	15	20	1	5	62	75.5
SAN FRANCISCO	12/17/17	71-59	W	16-59	.271	8-30	.267	19-22	.864	11	16	27	32.9	16	12	9	3	7	59	74.1
vs #14 Kansas	12/21/17	54-75	L	32-61	.525	6-18	.333	5-10	.500	9	28	37	33.2	18	15	11	4	8	75	74.2
CALIFORNIA	12/30/17	74-77	L	31-66	.470	5-15	.333	10-20	.500	12	24	36	33.4	24	10	10	5	6	77	74.4
UCLA	1/4/18	107-99	Wot	35-77	.455	10-33	.303	19-35	.543	11	31	42	34.0	29	10	9	3	7	99	76.0
USC	1/7/18	77-76	W	32-69	.464	8-21	.381	4-6	.667	13	19	32	33.9	13	13	10	3	7	76	76.0
at Washington State	1/11/18	79-70	W	25-58	.431	10-29	.345	10-16	.625	16	23	39	34.2	21	12	22	1	2	70	75.6
at Washington	01/13/18	73-64	W	21-56	.375	5-22	.227	17-26	.654	3	25	28	33.8	20	8	10	12	10	64	75.0
#16 ARIZONA STATE	1/17/18	86-77	W	26-61	.426	8-21	.381	17-25	.680	7	23	30	33.6	21	14	8	4	5	77	75.1
#14 ARIZONA	1/20/18	71-73	L	27-61	.443	8-27	.296	11-13	.846	8	26	34	33.7	16	19	11	9	4	73	75.0
Opponents		1500		540-1255	.430	168-472	.356	252-373	.676	203	470	673	33.7	420	249	239	86	136	1500	75.0
STANFORD		1514		528-1144	.462	129-368	.351	329-483	.681	216	565	781	39.0	365	269	303	67	98	1514	75.7

Games played: 20
 Points/game: 75.0
 FG Pct: 43.0
 3FG Pct: 35.6
 FT Pct: 67.6

Rebounds/game: 33.7
 Assists/game: 12.5
 Turnovers/game: 12.0
 Assist/turnover ratio: 1.0
 Steals/game: 6.8
 Blocks/game: 4.3



2017-18 Stanford Basketball
STANFORD Team High/Low Analysis (as of Jan 20, 2018)
All games

STANFORD - TEAM GAME HIGHS

POINTS	107	UCLA (1/4/18)
	89	PACIFIC (11/12/17)
	87	vs #7 Florida (11/23/17)
	86	#16 ARIZONA STATE (1/17/18)
	79	at Washington State (1/11/18)
FIELD GOALS MADE	38	UCLA (1/4/18)
	32	#16 ARIZONA STATE (1/17/18)
FIELD GOAL ATTEMPTS	74	UCLA (1/4/18)
	63	#16 ARIZONA STATE (1/17/18)
	63	USC (1/7/18)
FIELD GOAL PERCENTAGE	.540 (27-50)	vs #7 Florida (11/23/17)
	.520 (26-50)	SAN FRANCISCO (12/17/17)
3 PT FIELD GOALS MADE	13	DENVER (12/15/17)
	11	at Washington State (1/11/18)
3 PT FG ATTEMPTS	32	DENVER (12/15/17)
	25	at Washington State (1/11/18)
3 PT FG PERCENTAGE	.545 (6-11)	NORTHEASTERN (11/17/17)
	.500 (7-14)	vs Portland State (11/26/17)
FREE THROWS MADE	35	PACIFIC (11/12/17)
	26	vs #7 Florida (11/23/17)
FREE THROW ATTEMPTS	39	PACIFIC (11/12/17)
	33	CALIFORNIA (12/30/17)
	33	MONTANA (11/29/17)
FREE THROW PERCENTAGE	.897 (35-39)	PACIFIC (11/12/17)
	.875 (14-16)	SAN FRANCISCO (12/17/17)
REBOUNDS	53	UCLA (1/4/18)
	48	at Washington (01/13/18)
ASSISTS	21	#16 ARIZONA STATE (1/17/18)
	19	PACIFIC (11/12/17)
STEALS	9	DENVER (12/15/17)
	8	#9 NORTH CAROLINA (11/20/17)
BLOCKED SHOTS	6	UCLA (1/4/18)
	5	#16 ARIZONA STATE (1/17/18)
	5	MONTANA (11/29/17)
	5	vs Portland State (11/26/17)
TURNOVERS	28	vs Portland State (11/26/17)
	20	SAN FRANCISCO (12/17/17)
FOULS	26	UCLA (1/4/18)
	25	vs Portland State (11/26/17)
	25	vs Ohio State (11/24/17)



2017-18 Stanford Basketball
STANFORD High/Low Analysis (as of Jan 20, 2018)
All games

Opponent - GAME HIGHS

POINTS	108	vs #7 Florida (11/23/17)
	99	UCLA (1/4/18)
	96	#9 NORTH CAROLINA (11/20/17)
	87	vs Portland State (11/26/17)
	80	PACIFIC (11/12/17)
FIELD GOALS MADE	38	vs #7 Florida (11/23/17)
	37	#9 NORTH CAROLINA (11/20/17)
FIELD GOAL ATTEMPTS	77	UCLA (1/4/18)
	73	#9 NORTH CAROLINA (11/20/17)
FIELD GOAL PERCENTAGE	.585 (38-65)	vs #7 Florida (11/23/17)
	.525 (32-61)	vs #14 Kansas (12/21/17)
3 PT FIELD GOALS MADE	15	vs #7 Florida (11/23/17)
	11	#9 NORTH CAROLINA (11/20/17)
	11	EASTERN WASHINGTON (11/14/17)
3 PT FG ATTEMPTS	33	UCLA (1/4/18)
	32	NORTHEASTERN (11/17/17)
3 PT FG PERCENTAGE	.682 (15-22)	vs #7 Florida (11/23/17)
	.455 (10-22)	at Long Beach State (12/3/17)
FREE THROWS MADE	27	vs Portland State (11/26/17)
	20	vs Ohio State (11/24/17)
FREE THROW ATTEMPTS	35	UCLA (1/4/18)
	33	vs Portland State (11/26/17)
FREE THROW PERCENTAGE	.864 (19-22)	SAN FRANCISCO (12/17/17)
	.846 (11-13)	#14 ARIZONA (1/20/18)
REBOUNDS	43	vs Ohio State (11/24/17)
	42	UCLA (1/4/18)
	42	#9 NORTH CAROLINA (11/20/17)
ASSISTS	23	vs #7 Florida (11/23/17)
	19	#14 ARIZONA (1/20/18)
STEALS	18	vs Portland State (11/26/17)
	13	vs #7 Florida (11/23/17)
BLOCKED SHOTS	12	at Washington (01/13/18)
	9	#14 ARIZONA (1/20/18)
TURNOVERS	22	at Washington State (1/11/18)
	20	DENVER (12/15/17)
FOULS	29	UCLA (1/4/18)
	27	MONTANA (11/29/17)
	27	PACIFIC (11/12/17)



2017-18 Stanford Basketball
STANFORD Player High/Low Analysis (as of Jan 20, 2018)
All games

STANFORD - INDIVIDUAL GAME HIGHS

Points	29		Travis, Reid vs USC (1/7/18)
	29		Travis, Reid vs SAN FRANCISCO (12/17/17)
	28		Pickens, Dorian at Washington State (1/11/18)
	28		Travis, Reid vs Portland State (11/26/17)
	26		Pickens, Dorian vs UCLA (1/4/18)
	26		Travis, Reid at Long Beach State (12/3/17)
	26		Humphrey, Michael vs PACIFIC (11/12/17)
	26		Travis, Reid vs CAL POLY (11/10/17)
Field Goals Made	11		Travis, Reid vs SAN FRANCISCO (12/17/17)
	10		Pickens, Dorian at Washington State (1/11/18)
	10		Travis, Reid vs USC (1/7/18)
	10		Travis, Reid at Long Beach State (12/3/17)
	10		Travis, Reid vs Portland State (11/26/17)
Field Goal Att.	19		Travis, Reid at Long Beach State (12/3/17)
	18		Pickens, Dorian vs UCLA (1/4/18)
	18		Travis, Reid vs SAN FRANCISCO (12/17/17)
	18		Travis, Reid vs Portland State (11/26/17)
FG Pct (min 5 made)	1.000	(7-7)	Sharma, Josh vs #16 ARIZONA STATE (1/17/18)
	.857	(6-7)	Davis, Daejon at Washington State (1/11/18)
3-Point FG Made	7		Pickens, Dorian at Washington State (1/11/18)
	6		Pickens, Dorian vs UCLA (1/4/18)
3-Point FG Att.	12		White, Isaac vs DENVER (12/15/17)
	11		Pickens, Dorian vs UCLA (1/4/18)
3-Pt FG Pct (min 2 made)	1.000	(5-5)	White, Isaac vs CAL POLY (11/10/17)
	1.000	(3-3)	Humphrey, Michael vs DENVER (12/15/17)
	1.000	(3-3)	White, Isaac vs NORTHEASTERN (11/17/17)
	1.000	(2-2)	Da Silva, Oscar vs #16 ARIZONA STATE (1/17/18)
	1.000	(2-2)	Da Silva, Oscar vs Ohio State (11/24/17)
	1.000	(2-2)	Sharma, Josh vs #7 Florida (11/23/17)
	1.000	(2-2)	Humphrey, Michael vs #9 NORTH CAROLINA (11/20/17)
	1.000	(2-2)	Humphrey, Michael vs NORTHEASTERN (11/17/17)
Free Throws Made	12		Humphrey, Michael vs PACIFIC (11/12/17)
	10		Travis, Reid vs #7 Florida (11/23/17)
Free Throw Att.	14		Humphrey, Michael vs PACIFIC (11/12/17)
	12		Okpala, KZ vs CALIFORNIA (12/30/17)
FT Pct (min 3 made)	1.000	(6-6)	Davis, Daejon vs MONTANA (11/29/17)
	1.000	(5-5)	Davis, Daejon vs #16 ARIZONA STATE (1/17/18)
	1.000	(5-5)	Travis, Reid vs UCLA (1/4/18)
	1.000	(4-4)	Okpala, KZ vs #14 ARIZONA (1/20/18)
	1.000	(4-4)	Cartwright, Robert vs MONTANA (11/29/17)
	1.000	(4-4)	White, Isaac vs Ohio State (11/24/17)
	1.000	(4-4)	Humphrey, Michael vs #7 Florida (11/23/17)
	1.000	(4-4)	White, Isaac vs NORTHEASTERN (11/17/17)
	1.000	(4-4)	Cartwright, Robert vs PACIFIC (11/12/17)
	1.000	(3-3)	Humphrey, Michael vs UCLA (1/4/18)
	1.000	(3-3)	Humphrey, Michael vs SAN FRANCISCO (12/17/17)
	1.000	(3-3)	Cartwright, Robert vs #7 Florida (11/23/17)
	1.000	(3-3)	Humphrey, Michael vs NORTHEASTERN (11/17/17)
	1.000	(3-3)	Pickens, Dorian vs PACIFIC (11/12/17)
Rebounds	18		Humphrey, Michael vs PACIFIC (11/12/17)



STANFORD 78, CAL POLY 62
NOVEMBER 10, 2017 • MAPLES PAVILION • STANFORD, CALIF.

Official Basketball Box Score -- Game Totals -- Final Statistics
CAL POLY vs STANFORD
11/10/17 4:00 p.m. at Stanford, Calif. (Maples Pavilion)

CAL POLY 62 • 0-1

#	Player	Total			3-Ptr			Rebounds			PF	TP	A	TO	Blk	Stl	Min
		FG-FGA	FG-FGA	FT-FTA	FG-FGA	FG-FGA	FT-FTA	Off	Def	Tot							
15	Martin, Josh	f	2-3	1-1	0-0	0	2	2	5	5	1	3	0	1	17		
30	Hollingsworth, Hank	f	1-1	0-0	0-0	1	3	4	4	2	0	1	3	1	24		
03	Fields, Donovan	g	9-16	2-4	1-1	0	6	6	3	21	5	2	0	4	38		
05	Crowe, Mark	g	0-3	0-2	0-0	0	1	1	5	0	1	1	0	14			
20	Joseph, Victor	g	6-19	4-10	1-3	0	0	0	3	17	1	1	1	2	34		
01	Abrams, Aleks	g	0-0	0-0	0-0	0	1	1	1	0	0	0	0	3			
04	James, Iziah	g	0-1	0-0	0-0	0	1	1	0	0	0	0	0	1			
11	Garrick, Marcellus	g	2-3	2-2	0-0	0	0	0	1	6	0	1	0	0	23		
21	Meikle, Luke	g	3-9	1-3	2-3	1	4	5	0	9	1	0	0	0	26		
23	Garzoza, Karlis	g	0-1	0-0	0-0	0	0	0	2	0	1	0	0	7			
35	Niziol, Jakub	g	0-4	0-3	2-2	0	0	0	2	2	0	0	0	13			
Team						3	1	4			1						
Totals			23-60	10-25	6-9	5	19	24	24	62	11	11	4	8	200		

FG % 1st Half: 9-29 31.0% 2nd half: 14-31 45.2% Game: 23-60 38.3%
 3FG % 1st Half: 4-14 28.6% 2nd half: 6-11 54.5% Game: 10-25 40.0%
 FT % 1st Half: 2-4 50.0% 2nd half: 4-5 80.0% Game: 6-9 66.7%

STANFORD 78 • 1-0

#	Player	Total			3-Ptr			Rebounds			PF	TP	A	TO	Blk	Stl	Min
		FG-FGA	FG-FGA	FT-FTA	FG-FGA	FG-FGA	FT-FTA	Off	Def	Tot							
10	Humphrey, Michael	f	0-2	0-0	0-0	1	8	9	1	0	1	1	1	0	28		
22	Travis, Reid	f	9-16	1-2	7-10	6	6	12	0	26	4	3	1	0	34		
02	Cartwright, Robert	g	4-9	2-4	0-0	0	2	2	0	10	4	3	0	2	32		
04	White, Isaac	g	5-9	5-5	2-4	0	2	2	1	17	1	2	0	0	26		
11	Pickens, Dorian	g	3-9	0-5	4-5	0	3	3	1	10	1	1	0	1	28		
05	Pugh, Kodye	g	0-1	0-1	2-2	0	1	1	4	2	0	1	0	1	14		
13	Da Silva, Oscar	g	3-4	1-1	0-0	2	2	4	0	7	1	4	2	2	21		
15	Herenton, Rodney	g	0-0	0-0	0-0	0	0	0	0	0	0	0	0	0	1		
20	Sharma, Josh	g	1-2	0-1	2-2	0	2	2	2	4	1	1	1	0	10		
25	Pagon, Blake	g	0-0	0-0	0-0	0	1	1	0	0	0	0	0	0	1		
33	Stanback, Trevor	g	1-1	0-0	0-0	0	0	0	1	2	0	0	0	0	4		
Team						2	3	5									
Totals			26-53	9-19	17-23	11	30	41	10	78	13	16	4	6	200		

FG % 1st Half: 13-25 52.0% 2nd half: 13-28 46.4% Game: 26-53 49.1%
 3FG % 1st Half: 4-11 36.4% 2nd half: 4-11 36.4% Game: 9-19 47.4%
 FT % 1st Half: 7-11 63.6% 2nd half: 10-12 83.3% Game: 17-23 73.9%

Officials: Mike Scypfers, Tony Padilla, Mike Reid
 Technical fouls: CAL POLY-None. STANFORD-None.
 Attendance: 6276

Score by periods	1st	2nd	Total
CAL POLY	24	38	62
STANFORD	38	40	78

Last FG - CP 2nd-01:04, STAN 2nd-00:48
 Largest lead - CP None, STAN by 22 2nd-16:42
 CP led for 00:00, STAN led for 36:28. Game was tied for 03:12.

Score tied - 2 times.
 Lead changed - 0 times.

STANFORD 89, PACIFIC 80
NOVEMBER 12, 2017 • MAPLES PAVILION • STANFORD, CALIF.

Official Basketball Box Score -- Game Totals -- Final Statistics
PACIFIC vs STANFORD
11/12/17 7:00 p.m. at Stanford, Calif. (Maples Pavilion)

PACIFIC 80 • 0-1

#	Player	Total			3-Ptr			Rebounds			PF	TP	A	TO	Blk	Stl	Min
		FG-FGA	FG-FGA	FT-FTA	FG-FGA	FG-FGA	FT-FTA	Off	Def	Tot							
00	TRIPP, Jahli	f	2-7	0-1	2-2	2	4	6	4	6	1	1	0	1	27		
02	TOWNES, Anthony	f	4-5	0-0	1-3	4	6	10	5	9	0	3	0	1	19		
32	WILLIAMS, Jack	f	2-3	1-2	0-0	0	3	3	5	5	1	1	2	0	23		
04	GALLINAT, Roberto	g	6-14	2-6	1-2	0	4	4	3	15	2	2	0	1	37		
24	SMALL, Kendall	g	4-8	0-0	0-2	1	1	2	5	8	2	3	0	3	22		
01	DORSEY, Lafayette	g	2-10	1-4	2-2	0	3	3	0	7	1	1	0	2	23		
03	REYNOLDS, Miles	g	6-15	0-1	8-9	0	3	3	0	20	3	1	0	1	30		
14	TINSLEY, Max	g	0-0	0-0	0-0	0	0	0	0	0	0	0	0	0	0		
24	OKONKWO, Namdi	g	5-6	0-0	0-1	2	1	3	5	10	1	0	1	0	19		
Team						1	0	1									
Totals			31-68	4-14	14-21	10	25	35	27	80	11	12	3	9	200		

FG % 1st Half: 14-39 35.9% 2nd half: 17-29 58.6% Game: 31-68 45.6%
 3FG % 1st Half: 1-9 11.1% 2nd half: 3-5 60.0% Game: 4-14 28.6%
 FT % 1st Half: 2-4 50.0% 2nd half: 12-17 70.6% Game: 14-21 66.7%

STANFORD 89 • 2-0

#	Player	Total			3-Ptr			Rebounds			PF	TP	A	TO	Blk	Stl	Min
		FG-FGA	FG-FGA	FT-FTA	FG-FGA	FG-FGA	FT-FTA	Off	Def	Tot							
10	Humphrey, Michael	f	6-12	2-3	12-14	3	15	18	4	26	0	3	2	0	31		
22	Travis, Reid	f	7-12	0-2	9-10	1	5	6	3	23	3	1	0	1	34		
01	Davis, Daejon	g	1-2	0-0	2-2	0	1	1	4	4	5	3	0	2	26		
04	White, Isaac	g	2-7	1-6	0-0	0	0	0	1	5	2	2	0	0	23		
11	Pickens, Dorian	g	3-10	2-8	3-3	1	5	6	2	11	4	3	0	1	31		
02	Cartwright, Robert	g	2-5	1-3	4-4	0	0	0	3	9	5	1	0	1	23		
05	Pugh, Kodye	g	0-0	0-0	0-0	0	0	0	0	0	0	0	0	0	2		
13	Da Silva, Oscar	g	1-3	0-0	5-6	3	3	6	3	7	0	0	2	1	21		
20	Sharma, Josh	g	2-4	0-2	0-0	0	1	1	3	4	0	1	0	0	9		
33	Stanback, Trevor	g	0-0	0-0	0-0	0	0	0	0	0	0	0	0	0	0		
Team						2	2	2									
Totals			24-55	6-24	35-39	8	32	40	23	89	19	14	4	6	200		

FG % 1st Half: 15-32 46.9% 2nd half: 9-23 39.1% Game: 24-55 43.6%
 3FG % 1st Half: 4-12 33.3% 2nd half: 2-12 16.7% Game: 6-24 25.0%
 FT % 1st Half: 19-19 100.0% 2nd half: 16-20 80.0% Game: 35-39 89.7%

Officials: David Hall, Kevin Brill, Jim Schipper
 Technical fouls: PACIFIC-None. STANFORD-None.
 Attendance: 3103

Score by periods	1st	2nd	Total
PACIFIC	31	49	80
STANFORD	53	36	89

Last FG - PAC 2nd-02:04, STAN 2nd-02:48.
 Largest lead - PAC by 4 1st-17:05, STAN by 25 1st-01:42.
 PAC led for 02:46, STAN led for 35:09. Game was tied for 01:49.

Score tied - 2 times.
 Lead changed - 1 time.

EASTERN WASHINGTON 67, STANFORD 61
NOVEMBER 14, 2017 • MAPLES PAVILION • STANFORD, CALIF.

Official Basketball Box Score -- Game Totals -- Final Statistics
EASTERN WASHINGTON vs STANFORD
11/14/17 8:00 p.m. at Stanford, Calif. (Maples Pavilion)

EASTERN WASHINGTON 67 • 2-1

#	Player	Total			3-Ptr			Rebounds			PF	TP	A	TO	Blk	Stl	Min
		FG-FGA	FG-FGA	FT-FTA	FG-FGA	FG-FGA	FT-FTA	Off	Def	Tot							
14	PEATLING, Mason	f	0-2	0-0	1-2	2	0	2	3	1	0	0	0	1	12		
15	GRICIUNAS, Benas	c	2-8	1-5	1-2	1	9	10	3	6	0	3	0	0	27		
04	WASHINGTON, Sir	g	1-5	1-2	0-2	1	1	2	2	3	2	1	0	0	22		
13	YULIKIC, Luka	g	3-7	0-0	0-0	1	3	4	2	6	1	1	1	1	28		
32	BLIZNYUK, Bogdan	g	6-12	2-3	9-10	0	5	5	3	23	2	4	1	1	36		
02	GIBSON, Ty	g	4-7	3-6	0-1	0	3	3	4	11	1	1	0	0	27		
05	POLANCO, Richard	g	0-1	0-1	0-0	0	0	0	1	0	0	0	0	0	2		
10	DAVISON, Jacob	g	0-3	0-1	0-0	1	0	1	2	0	0	0	0	0	4		
11	PERRY, Jack	g	2-5	2-5	1-3	0	2	2	1	7	1	0	0	0	14		
34	HUNT, Jesse	g	4-7	2-2	0-0	1	7	8	3	10	1	1	1	0	28		
Team						0	4	4									
Totals			22-57	11-25	12-20	7	34	41	24	67	8	11	4	3	200		

FG % 1st Half: 12-30 40.0% 2nd half: 10-27 37.0% Game: 22-57 38.6%
 3FG % 1st Half: 7-14 50.0% 2nd half: 4-11 36.4% Game: 11-25 44.0%
 FT % 1st Half: 2-4 50.0% 2nd half: 10-16 62.5% Game: 12-20 60.0%

STANFORD 61 • 2-1

#	Player	Total			3-Ptr			Rebounds			PF	TP	A	TO	Blk	Stl	Min
		FG-FGA	FG-FGA	FT-FTA	FG-FGA	FG-FGA	FT-FTA	Off	Def	Tot							
10	Humphrey, Michael	f	3-13	0-4	2-3	1	10	11	4	8	0	1	2	1	35		
13	Da Silva, Oscar	f	5-9	0-0	2-2	6	11	17	5	12	0	2	0	1	38		
22	Travis, Reid	f	6-14	0-2	8-10	1	4										

NO. 14 KANSAS 75, STANFORD 54
DECEMBER 21, 2017 • GOLDEN 1 CENTER • SACRAMENTO, CALIF.

CALIFORNIA 77, STANFORD 74
DECEMBER 30, 2017 • MAPLES PAVILION • STANFORD, CALIF.

Official Basketball Box Score -- Game Totals -- Final Statistics
Kansas vs STANFORD
12/21/17 8:00 p.m. at Sacramento, Calif. (Golden 1 Center)

Kansas 75 • 10-2

#	Player	Total	3-Ptr			Rebounds			PF	TP	A	TO	Blk	Stl	Min
			FG-FGA	FG-FGA	FT-FTA	Off	Def	Tot							
35	Azubuike, Udoka	c 12-15	0-0	0-2	4	3	7	3	24	1	2	2	0	26	
02	Vick, Lagerald	g 5-7	2-2	1-1	0	4	4	4	13	2	0	0	1	24	
04	Graham, Devonte'	g 4-12	3-6	3-4	0	3	3	1	14	6	2	0	2	36	
10	Mykhailiuk, Svi	g 7-16	0-5	0-0	1	6	7	0	14	2	1	1	1	37	
14	Newman, Malik	g 3-7	1-3	0-0	1	6	7	1	7	2	0	0	1	32	
00	Garrett, Marcus	g 0-1	0-1	1-3	0	2	2	3	1	1	1	0	2	23	
03	Cunliffe, Sam	g 1-2	0-0	0-0	0	1	1	2	2	1	1	0	0	9	
44	Lightfoot, Mitch	g 0-1	0-1	0-0	2	0	2	4	0	0	3	1	1	13	
Team					1	3	4								
Totals		32-61	6-18	5-10	9	28	37	18	75	15	11	4	8	200	

FG % 1st Half: 20-32 62.5% 2nd half: 12-29 41.4% Game: 32-61 52.5% Deadball Rebounds 1
 3FG % 1st Half: 6-13 46.2% 2nd half: 0-5 0.0% Game: 6-18 33.3%
 FT % 1st Half: 1-1 100.0% 2nd half: 4-9 44.4% Game: 5-10 50.0%

STANFORD 54 • 6-7

#	Player	Total	3-Ptr			Rebounds			PF	TP	A	TO	Blk	Stl	Min
			FG-FGA	FG-FGA	FT-FTA	Off	Def	Tot							
10	Humphrey, Michael	f 9-17	2-6	0-0	2	5	7	2	20	0	2	1	1	31	
13	Da Silva, Oscar	f 0-3	0-0	1-2	1	6	7	2	1	2	0	1	1	23	
22	Travis, Reid	f 5-12	1-3	1-3	1	3	4	4	12	1	2	0	0	39	
01	Davis, Daejon	g 1-6	0-0	0-0	3	1	4	1	2	2	4	0	0	20	
02	Cartwright, Robert	g 3-7	1-3	0-0	3	3	6	2	7	4	5	0	1	33	
00	Okpala, Kezie	g 2-8	1-2	1-2	0	2	2	3	6	0	0	1	2	28	
04	White, Isaac	g 1-6	1-5	2-2	0	2	2	0	5	2	1	0	0	19	
20	Sharma, Josh	g 0-2	0-1	1-2	2	1	3	0	1	0	0	0	0	7	
Team					3	1	4								
Totals		21-61	6-20	6-11	15	24	39	14	54	11	14	3	5	200	

FG % 1st Half: 12-31 38.7% 2nd half: 9-30 30.0% Game: 21-61 34.4% Deadball Rebounds 2
 3FG % 1st Half: 4-12 33.3% 2nd half: 2-8 25.0% Game: 6-20 30.0%
 FT % 1st Half: 1-3 33.3% 2nd half: 5-8 62.5% Game: 6-11 54.5%

Officials: Tony Padilla, John Higgins, Mike Greenstein
 Technical fouls: Kansas-None. STANFORD-Humphrey, Michael.
 Attendance: 7880

Score by periods	1st	2nd	Total
Kansas	47	28	75
STANFORD	29	25	54

	In	Off	2nd	Fast	Bench
Points	48	15	6	8	3
KU	20	9	5	6	12
STAN					

Last FG - KU 2nd-00:46, STAN 2nd-01:10.
 Largest lead - KU by 21 2nd-01:50, STAN by 2 1st-16:57.
 KU led for 37:55. STAN led for 00:59. Game was tied for 01:06.
 Score tied - 2 times.
 Lead changed - 6 times.

Official Basketball Box Score -- Game Totals -- Final Statistics
CALIFORNIA vs STANFORD
12/30/17 7:00 p.m. at Stanford, Calif. (Maples Pavilion)

CALIFORNIA 77 • 7-7, 1-0

#	Player	Total	3-Ptr			Rebounds			PF	TP	A	TO	Blk	Stl	Min
			FG-FGA	FG-FGA	FT-FTA	Off	Def	Tot							
10	Sueing, Justice	f 7-14	0-3	4-4	3	3	6	2	18	2	0	1	0	32	
24	Lee, Marcus	f 9-11	0-0	1-5	1	6	7	4	19	1	4	2	0	28	
01	McNeill, Darius	g 5-11	3-6	0-0	0	2	2	5	13	1	2	0	3	33	
14	Coleman, Don	g 5-16	1-3	4-4	2	4	6	0	15	3	1	0	2	39	
21	Hamilton, Nick	g 0-1	0-1	0-2	0	1	1	1	0	1	0	0	1	14	
02	Harris-Dyson, Juhwan	g 0-1	0-0	0-2	0	1	1	0	0	0	1	0	0	5	
12	McCullough, Austin	g 0-0	0-0	0-0	0	0	0	0	0	0	0	0	0	2	
15	Davis, Roman	g 1-3	0-0	1-2	2	1	3	2	3	1	0	0	0	9	
22	Okoroh, Kingsley	g 2-4	0-0	1-2	2	4	6	4	4	1	1	2	0	20	
25	Winston, Deschon	g 0-0	0-0	0-0	0	0	0	0	0	0	0	0	0	3	
34	Anticevich, Grant	g 2-4	1-2	0-0	0	1	1	4	5	0	0	0	0	10	
42	Welle, Cole	g 0-1	0-0	0-0	0	0	0	2	0	0	0	0	0	5	
Team					2	1	3								
Totals		31-66	5-15	10-20	12	24	36	24	77	10	10	5	6	200	

FG % 1st Half: 9-30 30.0% 2nd half: 22-36 61.1% Game: 31-66 47.0% Deadball Rebounds 5,4
 3FG % 1st Half: 1-6 16.7% 2nd half: 4-9 44.4% Game: 5-15 33.3%
 FT % 1st Half: 5-10 50.0% 2nd half: 5-10 50.0% Game: 10-20 50.0%

STANFORD 74 • 6-8, 0-1

#	Player	Total	3-Ptr			Rebounds			PF	TP	A	TO	Blk	Stl	Min
			FG-FGA	FG-FGA	FT-FTA	Off	Def	Tot							
00	Okpala, Kezie	f 3-9	0-1	5-12	1	2	3	2	11	3	2	1	1	37	
10	Humphrey, Michael	f 7-10	0-1	1-3	2	11	13	5	15	0	1	1	0	28	
22	Travis, Reid	f 6-13	0-1	3-6	3	5	8	4	15	1	2	0	0	29	
01	Davis, Daejon	g 1-1	1-1	0-0	0	0	0	3	3	2	0	0	0	24	
11	Pickens, Dorian	g 3-11	2-6	5-6	1	1	2	3	13	2	2	1	1	31	
02	Cartwright, Robert	g 1-3	1-2	1-2	0	1	1	0	4	3	1	0	0	17	
04	White, Isaac	g 0-2	0-2	0-0	0	1	1	0	0	0	1	0	0	7	
05	Pugh, Kodye	g 0-0	0-0	0-0	0	1	1	0	0	0	0	0	0	2	
13	Da Silva, Oscar	g 1-3	1-3	1-2	0	2	2	2	4	4	1	0	0	14	
20	Sharma, Josh	g 4-7	0-0	1-2	5	2	7	4	9	0	0	1	1	11	
Team					0	1	1								
Totals		26-59	5-17	17-33	13	26	39	23	74	16	12	4	3	200	

FG % 1st Half: 13-27 48.1% 2nd half: 13-32 40.6% Game: 26-59 44.1% Deadball Rebounds 8,2
 3FG % 1st Half: 3-11 27.3% 2nd half: 2-6 33.3% Game: 5-17 29.4%
 FT % 1st Half: 8-16 50.0% 2nd half: 9-17 52.9% Game: 17-33 51.5%

Officials: Tony Padilla, Keith Kimble, Michael Greenstein
 Technical fouls: CALIFORNIA-McNeill, Darius. STANFORD-None.
 Attendance: 4293

Score by periods	1st	2nd	Total
CALIFORNIA	24	53	77
STANFORD	37	37	74

	In	Off	2nd	Fast	Bench
Points	46	16	14	6	12
CAL	32	10	17	0	17
STAN					

Last FG - CAL 2nd-00:29, STAN 2nd-01:58.
 Largest lead - CAL by 4 1st-18:35, STAN by 17 1st-02:07.
 CAL led for 01:59. STAN led for 37:15. Game was tied for 00:46.
 Score tied - 1 time.
 Lead changed - 2 times.

STANFORD 107, UCLA 99 (2OT)
JANUARY 4, 2018 • MAPLES PAVILION • STANFORD, CALIF.

STANFORD 77, USC 76
JANUARY 7, 2018 • MAPLES PAVILION • STANFORD, CALIF.

Official Basketball Box Score -- Game Totals -- Final Statistics
UCLA vs STANFORD
1/4/18 7:15 p.m. at Stanford, Calif. (Maples Pavilion)

UCLA 99 • 11-4, 2-1

#	Player	Total	3-Ptr			Rebounds			PF	TP	A	TO	Blk	Stl	Min
			FG-FGA	FG-FGA	FT-FTA	Off	Def	Tot							
14	Goloman, Gyorgy	f 4-7	2-4	4-7	1	1	2	5	14	0	1	1	2	27	
40	Welsh, Thomas	c 3-7	1-4	1-3	1	9	10	5	8	1	2	1	2	23	
03	Holiday, Aaron	g 10-21	3-7	8-11	1	0	1	3	31	3	1	0	3	48	
13	Wilkes, Kris	g 8-15	2-5	0-0	0	3	3	5	18	2	1	0	0	34	
23	Ali, Prince	g 5-9	2-3	4-8	3	1	4	4	16	0	0	0	0	34	
00	Olesinski, Alex	g 1-5	0-3	1-2	3	5	8	3	3	1	0	1	0	31	
04	Hands, Jaylen	g 3-10	0-5	1-4	0	4	4	3	7	3	2	0	0	34	
05	Smith, Chris	g 1-3	0-2	0-0	1	3	4	1	2	0	1	0	0	15	
34	Okwarabizie, Ikenna	g 0-0	0-0	0-0	0	2	2	0	0	0	1	0	0	4	
Team					1	3	4								
Totals		35-77	10-33	19-35	11	31	42	29	99	10	9	3	7	250	

FG % 1st Half: 16-35 45.7% 2nd half: 16-29 55.2% OT: 3-13 23.1% Game: 35-77 45.5% Deadball Rebounds 5
 3FG % 1st Half: 3-12 25.0% 2nd half: 6-13 46.2% OT: 1-8 12.5% Game: 10-33 30.3%
 FT % 1st Half: 6-8 75.0% 2nd half: 6-16 37.5% OT: 7-11 63.6% Game: 19-35 54.3%

STANFORD 77 • 8-8, 2-1

#	Player	Total	3-Ptr			Rebounds			PF	TP	A	TO	Blk	Stl	Min
			FG-FGA	FG-FGA	FT-FTA	Off	Def	Tot							
00	Okpala, Kezie	f 5-16	0-2	3-6	2	2	4	5	13	1	0	0	0	34	
10	Humphrey, Michael	f 5-9	1-3	3-3	2	5	7	5	14	0	1	3	0	33	
22	Travis, Reid	f 6-10	1-1	5-5	3	8	11	5	18	0	3	0	0	26	
01	Davis, Daejon	g 8-11	1-2	5-8	1	4	5	3	22	7	2	1	0	45	
11	Pickens, Dorian	g 8-18	6-11	4-5	0	10	10	1	26	2	3	0	2	44	
04	White, Isaac	g 0-1	0-1	2-4	1	1	2	1	2	1	0	0	0	16	
05	Pugh, Kodye	g 0-0	0-0	0-0	0	1	1	0	0	0	0	0	0	0	
13	Da Silva, Oscar	g 4-5	0-1	0-0	0	5	5	2	8	6	2	1	0	36	
20	Sharma, Josh	g 2-4	0-0	0-1	2	1	3	4	4	0	2	1	0	16	

STANFORD 79, WASHINGTON STATE 70
JANUARY 11, 2018 • BEASLEY COLISEUM • PULLMAN, WASH.

Official Basketball Box Score -- Game Totals -- Final Statistics
STANFORD vs Washington State
1/11/18 6:00 PM at Pullman, Wash.

STANFORD 79 • 9-8, 3-1

#	Player	Total		3-Ptr		Rebounds			PF	TP	A	TO	Blk	Stl	Min
		FG-FGA	FG-FGA	FT-FTA	Off	Def	Tot								
13	Da Silva, Oscar	f	2-5	0-2	0-0	1	5	6	2	4	1	0	1	0	31
22	Travis, Reid	f	1-6	0-1	4-7	2	4	6	2	6	2	2	1	2	33
10	Humphrey, Michael	c	0-1	0-1	0-0	0	2	2	4	0	0	3	1	1	20
01	Davis, Daejon	g	6-7	2-3	1-2	0	2	2	4	15	4	0	0	0	17
11	Pickens, Dorian	g	10-14	7-10	1-2	0	1	1	1	28	2	3	0	1	35
00	Okpala, KZ	f	6-11	1-2	8-9	1	2	3	3	21	0	3	0	0	29
02	Cartwright, Robert	g	0-0	0-0	0-0	0	1	1	1	0	3	0	0	0	8
03	White, Isaac	g	2-8	1-6	0-0	0	0	0	0	5	0	0	0	0	22
05	Pugh, Kodye	g	0-0	0-0	0-1	0	0	0	1	0	0	1	0	0	2
20	Sharma, Josh	g	0-0	0-0	0-0	0	1	1	1	0	0	1	0	0	3
	Team					1	2	3							
	Totals		27-52	11-25	14-21	5	20	25	19	79	12	13	3	4	200

FG % 1st Half: 15-27 55.6% 2nd half: 12-25 48.0% Game: 27-52 51.9% Deadball Rebounds 3
 3FG % 1st Half: 6-13 46.2% 2nd half: 5-12 41.7% Game: 11-25 44.0%
 FT % 1st Half: 2-4 50.0% 2nd half: 12-17 70.6% Game: 14-21 66.7%

Washington State 70 • 8-8, 0-4

#	Player	Total		3-Ptr		Rebounds			PF	TP	A	TO	Blk	Stl	Min
		FG-FGA	FG-FGA	FT-FTA	Off	Def	Tot								
40	Hinson, Kwinton	f	2-4	1-3	0-0	0	3	3	4	5	0	1	0	0	17
43	Bernstine, Drick	f	4-5	0-0	0-2	4	8	12	3	8	2	7	1	0	34
03	Franks, Robert	g	3-7	1-3	1-1	2	3	5	4	8	3	6	0	1	29
04	Daniels, Viont'e	g	1-2	0-1	4-4	1	2	3	0	6	0	0	0	0	17
22	Flynn, Malachi	g	7-21	7-15	3-5	2	5	7	2	24	4	2	0	0	37
05	Acquaah, Milan	f	4-9	1-2	1-2	1	0	1	4	10	3	0	0	1	19
12	Shpreyregin, Steven	g	0-0	0-0	0-0	0	0	0	1	0	0	0	0	0	7
13	Pollard, Jeff	f	4-5	0-0	1-2	4	2	6	0	9	0	4	0	0	19
25	Chidom, Arinze	g	0-1	0-1	0-0	0	0	0	1	0	0	1	0	0	2
35	Skaggs, Carter	g	0-4	0-4	0-0	1	0	1	2	0	0	0	0	0	19
	Team					1	0	1							
	Totals		25-58	10-29	10-16	16	23	39	21	70	12	22	1	2	200

FG % 1st Half: 17-31 54.8% 2nd half: 8-27 29.6% Game: 25-58 43.1% Deadball Rebounds 3,1
 3FG % 1st Half: 7-13 46.7% 2nd half: 3-14 21.4% Game: 10-29 34.5%
 FT % 1st Half: 4-7 57.1% 2nd half: 6-9 66.7% Game: 10-16 62.5%

Officials: Dick Cartmell, Frank Harvey III, Rodrick Dixon
 Technical fouls: STANFORD-None. WASHINGTON STATE-None.
 Attendance: 2540

Score by periods	1st	2nd	Total
STANFORD	38	41	79
Washington State	45	25	70

Last FG - STAN 2nd-00:37, WSU 2nd-02:06.
 Largest lead - STAN by 10 2nd-06:26, WSU by 9 1st-14:37.
 STAN led for 15:37, WSU led for 23:45. Game was tied for 00:38.
 Score tied - 0 times.
 Lead changed - 3 times.

STANFORD 73, WASHINGTON 64
JANUARY 13, 2018 • ALASKA AIRLINES ARENA • SEATTLE, WASH.

Official Basketball Box Score -- Game Totals -- Final Statistics
STANFORD vs Washington
01/13/18 5:06 p.m. at Seattle, Wash. - Alaska Airlines Arena

STANFORD 73 • 10-8, 4-1

#	Player	Total		3-Ptr		Rebounds			PF	TP	A	TO	Blk	Stl	Min
		FG-FGA	FG-FGA	FT-FTA	Off	Def	Tot								
00	Okpala, KZ	f	3-8	0-1	4-9	1	2	3	2	10	1	3	0	0	30
10	Humphrey, Michael	f	6-11	0-0	1-2	2	7	9	5	13	0	1	0	1	27
11	Pickens, Dorian	f	3-5	1-3	0-0	0	4	4	5	7	3	2	0	0	23
22	Travis, Reid	f	6-13	0-0	4-10	2	3	5	2	16	2	2	0	0	31
01	Davis, Daejon	g	6-13	1-2	3-4	2	8	10	1	16	5	7	1	1	39
02	Cartwright, Robert	g	0-0	0-0	0-0	0	0	0	0	0	0	0	0	0	1
04	White, Isaac	g	1-4	1-4	0-0	0	0	0	0	3	0	0	0	1	12
13	Da Silva, Oscar	f	1-2	1-1	2-2	1	10	11	2	5	1	3	2	1	30
20	Sharma, Josh	g	1-2	0-0	1-1	0	0	0	4	3	0	0	0	0	7
	Team					6	0	6							
	Totals		27-58	4-11	15-28	14	34	48	21	73	12	18	3	4	200

FG % 1st Half: 14-32 43.8% 2nd half: 13-26 50.0% Game: 27-58 46.6% Deadball Rebounds 5
 3FG % 1st Half: 1-6 16.7% 2nd half: 3-5 60.0% Game: 4-11 36.4%
 FT % 1st Half: 6-10 60.0% 2nd half: 9-18 50.0% Game: 15-28 53.6%

Washington 64 • 13-5, 3-2

#	Player	Total		3-Ptr		Rebounds			PF	TP	A	TO	Blk	Stl	Min
		FG-FGA	FG-FGA	FT-FTA	Off	Def	Tot								
15	Dickerson, Noah	f	2-7	0-0	4-6	1	6	7	3	8	1	1	1	0	19
33	Timmins, Sam	f	0-3	0-0	2-2	1	4	5	4	2	1	0	2	3	23
01	Crisp, David	g	5-14	1-7	0-4	0	0	0	2	11	3	0	0	3	34
04	Thybulle, Matisse	g	3-8	0-4	2-3	0	4	4	1	8	2	4	3	2	31
05	Nowell, Jaylen	g	5-13	1-5	9-10	0	3	3	3	20	1	1	2	0	35
11	Carter, Nahziah	g	0-1	0-0	0-0	0	0	0	2	0	0	3	0	1	10
13	Wright, Hameir	g	2-3	0-1	0-1	0	6	6	5	4	0	1	2	1	24
14	Carter III, Michael	g	2-4	1-3	0-0	0	1	1	0	5	0	0	1	0	13
22	Green, Dominic	g	2-3	2-2	0-0	0	1	1	0	6	0	0	1	0	11
	Team					1	0	1							
	Totals		21-56	5-22	17-26	3	25	28	20	64	8	10	12	10	200

FG % 1st Half: 12-29 41.4% 2nd half: 9-27 33.3% Game: 21-56 37.5% Deadball Rebounds 7
 3FG % 1st Half: 3-10 30.0% 2nd half: 2-12 16.7% Game: 5-22 22.7%
 FT % 1st Half: 6-9 66.7% 2nd half: 11-17 64.7% Game: 17-26 65.4%

Officials: Bob Staffen, Daryl Gelinias, Steve Olson
 Technical fouls: STANFORD-None. WASHINGTON-None.
 Attendance: 8256

Score by periods	1st	2nd	Total
STANFORD	35	38	73
Washington	33	31	64

Last FG - STAN 2nd-00:53, UW 2nd-02:17.
 Largest lead - STAN by 13 2nd-08:43, UW by 2 1st-01:12.
 STAN led for 35:29, UW led for 02:21. Game was tied for 02:02.
 Score tied - 5 times.
 Lead changed - 8 times.

STANFORD 86, NO. 16 ARIZONA STATE 77
JANUARY 17, 2018 • MAPLES PAVILION • STANFORD, CALIF.

Official Basketball Box Score -- Game Totals -- Final Statistics
#16 ARIZONA STATE vs STANFORD
1/17/18 8:00 p.m. at Stanford, Calif. (Maples Pavilion)

#16 ARIZONA STATE 77 • 14-4, 2-4

#	Player	Total		3-Ptr		Rebounds			PF	TP	A	TO	Blk	Stl	Min
		FG-FGA	FG-FGA	FT-FTA	Off	Def	Tot								
00	Holder, Tra	c	3-14	1-6	2-2	0	2	2	4	9	3	0	0	0	33
01	Martin, Remy	g	4-8	1-2	2-4	0	3	3	0	11	5	0	0	1	26
03	Mitchell, Mickey	g	3-8	2-3	1-2	3	4	7	0	9	2	1	1	0	33
10	Shibel, Vitaliy	g	0-1	0-1	0-0	0	0	0	1	0	1	0	0	0	4
11	Evans II, Shannon	f	5-12	2-7	1-3	0	1	1	5	13	2	3	1	1	26
14	Lawrence, Kimani	g	0-2	0-0	0-0	1	2	3	0	0	0	1	0	0	8
23	White, Romello	g	4-6	0-0	11-14	1	4	5	3	19	0	2	1	1	30
35	Lake, DeQuon	g	1-1	0-0	0-0	0	3	3	5	2	0	0	1	0	11
44	Justice, Kodi	g	6-9	2-2	0-0	0	2	2	3	14	1	1	0	2	29
	Team					2	2	4							
	Totals		26-61	8-21	17-25	7	23	30	21	77	14	8	4	5	200

FG % 1st Half: 13-31 41.9% 2nd half: 13-30 43.3% Game: 26-61 42.6% Deadball Rebounds 5
 3FG % 1st Half: 3-8 37.5% 2nd half: 5-13 38.5% Game: 8-21 38.1%
 FT % 1st Half: 6-10 60.0% 2nd half: 11-15 73.3% Game: 17-25 68.0%

STANFORD 86 • 11-8, 5-1

#	Player	Total		3-Ptr		Rebounds			PF	TP	A	TO	Blk	Stl	Min
		FG-FGA	FG-FGA	FT-FTA	Off	Def	Tot								
00	Okpala, KZ	f	1-8	0-1	2-4	1	3	4	3	4	5	2	1	0	34
10	Humphrey, Michael	f	2-4	0-2	0-3	1	4	5	3	4	1	1	0	0	14
22	Travis, Reid	f	7-16	3-6	1-5	4	6	10	2	18	3	0	1	0	36
01	Davis, Daejon	g	4-10	0-1	5-5	0	5	5	1	13	8	4	0	3	40
11	Pickens, Dorian	g	7-14	3-7	2-2	1	4	5	1	19	3	2	0	0	40
13	Da Silva, Oscar	f	4-4	2-2	4-6	1	6	7	4	14	1	0	1	0	18
20	Sharma, Josh	g	7-7	0-0	0-0	3	1	4	3	14	0	2	2	0	18
	Team					2	2	4							
	Totals		32-63	8-19	14-25	13	31	44	17	86	21	13	5	3	200

FG % 1st Half: 15-32 46.9% 2nd half: 17-31 54.8% Game: 32-63 50.8% Deadball Rebounds 6
 3FG % 1st Half: 6-11 54.5% 2nd half: 2-8 25.0% Game: 8-19 42.1%
 FT % 1st Half: 1-3 33.3% 2nd half: 13-22 59.1% Game: 14-25 56.0%

Officials: Gerry Pollard, Bert Smith, Rick Batsell
 Technical fouls: #16 ARIZONA STATE-None. STANFORD-None.
 Attendance: 4014

Score by periods	1st	2nd	Total
#16 ARIZONA STATE	35	42	77
STANFORD	37	49	86

Last FG - ASU 2nd-00:55, STAN 2nd-00:49.
 Largest lead - ASU by 1 1st-14:14, STAN by 15 2nd-11:51.
 ASU led for 00:16, STAN led for 36:39. Game was tied for 03:05.
 Score tied - 4 times.
 Lead changed - 2 times.

NO. 14 ARIZONA 75, STANFORD 73
JANUARY 20, 2018 • MAPLES PAVILION • STANFORD, CALIF.

Official Basketball Box Score -- Game Totals -- Final Statistics
#14 ARIZONA vs STANFORD
1/20/18 1:00 p.m. at Stanford, Calif. (Maples Pavilion)

#14 ARIZONA 75 • 16-4, 6-1

#	Player	Total		3-Ptr		Rebounds			PF	TP	A
---	--------	-------	--	-------	--	----------	--	--	----	----	---