

NCAA Gymnastics Score Sheet

Teams: Home University of California, Los Angeles

Visitor University of Utah

Date Mar 23, 2024

Place Maverik Center

Attendance 0

	Name		1					nd	AVE	Name		1					nd	AVE
			1	2	3	4						1	2	3	4			
V A U L T	1	Emily Lee	221	9.80	9.80	9.75	9.80		9.800	1	Camie Winger	241	9.95	9.95	9.90	9.90		9.925
	2	Katelyn Rosen	226	9.85	9.85	9.90	9.90		9.875	2	Ella Zirbes	242	9.80	9.80	9.85	9.85		9.825
	3	Chae Campbell	214	9.80	9.75	9.70	9.75		9.750	3	Ashley Glynn	231	9.95	9.90	9.90	9.85		9.900
	4	Nya Reed	225	9.85	9.85	9.80	9.80		9.825	4	Makenna Smith	240	9.80	9.80	9.80	9.90		9.800
	5	Selena Harris	218	10.00	9.95	9.95	10.00		9.975	5	Jaedyn Rucker	238	9.95	9.95	9.90	9.95		9.950
	6	Paige Anastasi	210	9.90	9.80	9.90	9.90		9.900	6	Grace McCallum	234	9.90	9.85	9.90	9.95		9.900

Vault Score: **49.375** Running Score: **49.375** Vault Score: **49.500** Running Score: **49.500**

B A R S	1	Chae Campbell	214	9.25	9.25	9.35	9.35		9.300	1	Makenna Smith	240	9.90	9.90	9.90	9.95		9.900
	2	Emma Malabuyo	222	9.85	9.80	9.85	9.85		9.850	2	Ella Zirbes	242	9.90	9.90	9.90	9.90		9.900
	3	Katelyn Rosen	226	9.95	9.90	9.90	9.90		9.900	3	Amelie Morgan	235	9.95	9.95	9.90	9.90		9.925
	4	Margzetta Frazier	217	9.85	9.90	9.85	9.90		9.875	4	Maile O'Keefe	236	9.90	9.80	9.70	9.80		9.800
	5	Frida Esparza	216	9.85	9.75	9.80	9.85		9.825	5	Grace McCallum	234	9.95	9.95	9.90	9.90		9.925
	6	Selena Harris	218	9.95	10.00	9.90	9.95		9.950	6	Alani Sabado	239	9.85	9.85	9.85	9.85		9.850

Bars Score: **49.400** Running Score: **98.775** Bars Score: **49.500** Running Score: **99.000**

B E A M	1	Emily Lee	221	9.90	9.90	9.95	9.95		9.925	1	Amelie Morgan	235	9.20	9.10	9.20	9.30		9.200
	2	Katelyn Rosen	226	9.90	9.85	9.90	9.85		9.875	2	Makenna Smith	240	9.80	9.70	9.70	9.75		9.725
	3	Emma Andres	211	9.75	9.80	9.85	9.70		9.775	3	Elizabeth Gantner	229	9.70	9.75	9.80	9.70		9.725
	4	Ciena Alipio	209	9.70	9.80	9.75	9.75		9.750	4	Grace McCallum	234	9.90	9.95	9.95	9.90		9.925
	5	Selena Harris	218	9.95	9.95	9.95	9.95		9.950	5	Abby Paulson	237	9.90	9.95	9.90	9.95		9.925
	6	Emma Malabuyo	222	9.90	9.95	10.00	9.95		9.950	6	Maile O'Keefe	236	10.00	10.00	9.95	10.00		10.000

Beam Score: **49.475** Running Score: **148.250** Beam Score: **49.300** Running Score: **148.300**

F L O O R	1	Katelyn Rosen	226	9.90	9.90	9.90	9.85		9.900	1	Makenna Smith	240	9.95	9.90	9.95	9.90		9.925
	2	Margzetta Frazier	217	9.90	9.85	9.90	9.90		9.900	2	Abby Paulson	237	9.95	9.95	9.95	9.95		9.950
	3	Brooklyn Moors	224	9.95	9.95	9.95	9.85		9.950	3	Jaedyn Rucker	238	9.90	9.90	9.90	9.95		9.900
	4	Selena Harris	218	9.95	9.95	9.95	9.90		9.950	4	Jaylene Gilstrap	230	9.95	9.95	9.95	9.95		9.950
	5	Nya Reed	225	9.95	9.90	9.80	9.90		9.900	5	Maile O'Keefe	236	9.95	9.95	9.95	9.90		9.950
	6	Chae Campbell	214	9.90	9.95	9.95	9.85		9.925	6	Grace McCallum	234	9.90	9.95	9.95	9.90		9.925

Floor Score: **49.625** Running Score: **197.875** Floor Score: **49.700** Running Score: **198.000**

Final Team Score: 197.875

Final Team Score: 198.000

All-Arounders

All-Arounders

	Harris	Rosen			
VT	9.975	9.875			
UB	9.950	9.900			
BB	9.950	9.875			
FX	9.950	9.900			
AA	39.825	39.550			

	McCallum	Smith			
	9.900	9.800			
	9.925	9.900			
	9.925	9.725			
	9.925	9.925			
	39.675	39.350			

Judge's Signatures: Laure Volkmann (N), Latia Tallman (N) Joy Schmitt (N), Cindy Lyfke (N) Kim Riley (N), Katy Hedderley (N) Kim Riley (N), Jaamine Surphonne Bedford (N)

* Head Judge: Chris Mordosh (N), Judith Terry (N) Michelle Harrison (N), Alicia Bryan (10) Melissa Phillips (N), Melissa Nicholson (10) Maile Phillips (N), Diane Linnar (N)

Coach's Signature: Paula McCallum Coach's Signature: Kim Riley

NCAA Gymnastics Score Sheet

Teams: Home Oregon State University Visitor University of California, Berkeley

Date Mar 23, 2024 Place Maverik Center Attendance 0

	Name		1					nd	AVE	Name		1					nd	AVE
			1	2	3	4						1	2	3	4			
V A U L T	1	Natalie Briones	192	9.85	9.85	9.85	9.90		9.850	1	Madelyn Williams	190	9.85	9.80	9.75	9.80		9.800
	2	Sage Thompson	206	9.75	9.70	9.70	9.70		9.700	2	Kyen Mayhew	185	9.85	9.85	9.85	9.80		9.850
	3	Kaitlin Garcia	199	9.70	9.65	9.65	9.65		9.650	3	eMjae Frazier	180	9.90	9.90	9.80	9.90		9.900
	4	Olivia Buckner	193	9.90	9.90	9.85	9.95		9.900	4	Mya Lauzon	183	9.85	9.80	9.80	9.80		9.800
	5	Sophia Esposito	198	9.90	9.90	9.90	9.90		9.900	5	Jayden Silvers	189	9.75	9.80	9.85	9.85		9.825
	6	Jade Carey	194	9.90	9.85	9.85	9.90		9.875	6	Ella Cesario	179	9.75	9.75	9.70	9.75		9.750

Vault Score: 49.225 Running Score: 49.225 Vault Score: 49.175 Running Score: 49.175

	Name		1					nd	AVE	Name		1					nd	AVE
			1	2	3	4						1	2	3	4			
B A R S	1	Sophia Esposito	198	9.85	9.80	9.85	9.90		9.850	1	Mya Lauzon	183	9.85	9.90	9.85	9.80		9.850
	2	Natalie Briones	192	9.80	9.85	9.80	9.75		9.800	2	Ella Cesario	179	9.80	9.85	9.90	9.80		9.825
	3	Taylor DeVries	197	9.20	9.35	9.15	9.20		9.200	3	Andi Li	184	9.80	9.85	9.90	9.85		9.850
	4	Jennifer McMillan	204	9.95	9.90	9.95	9.90		9.925	4	eMjae Frazier	180	9.90	10.00	9.95	9.80		9.925
	5	Sage Thompson	206	9.90	9.95	9.85	9.95		9.925	5	Gabby Perea	187	9.90	9.90	9.90	9.95		9.900
	6	Jade Carey	194	9.95	9.95	9.90	9.95		9.950	6	Madelyn Williams	190	9.85	9.90	9.90	9.90		9.900

Bars Score: 49.450 Running Score: 98.675 Bars Score: 49.425 Running Score: 98.600

	Name		1					nd	AVE	Name		1					nd	AVE
			1	2	3	4						1	2	3	4			
B E A M	1	Sophia Esposito	198	9.90	9.85	9.95	9.85		9.875	1	Andi Li	184	9.90	9.90	9.90	9.85		9.900
	2	Sage Thompson	206	9.05	8.95	9.20	9.20		9.125	2	Madelyn Williams	190	9.90	9.85	9.90	9.90		9.900
	3	Olivia Buckner	193	9.70	9.75	9.75	9.70		9.725	3	Ella Cesario	179	9.80	9.80	9.80	9.80		9.800
	4	Jennifer McMillan	204	9.85	9.90	9.85	9.70		9.850	4	eMjae Frazier	180	9.40	9.40	9.45	9.25		9.400
	5	Ariana Young	208	9.10	9.25	9.35	9.25		9.250	5	Mya Lauzon	183	9.90	9.80	9.85	9.85		9.850
	6	Jade Carey	194	9.85	9.85	9.90	9.80		9.850	6	Gabby Perea	187	9.55	9.75	9.75	9.80		9.750

Beam Score: 48.550 Running Score: 147.225 Beam Score: 49.200 Running Score: 147.800

	Name		1					nd	AVE	Name		1					nd	AVE
			1	2	3	4						1	2	3	4			
F L O O R	1	Kaitlin Garcia	199	9.90	9.90	9.90	9.85		9.900	1	Madelyn Williams	190	9.90	9.90	9.85	9.85		9.875
	2	Savannah Miller	205	9.90	9.90	9.90	9.90		9.900	2	Jordan Kane	181	9.90	9.90	9.90	9.90		9.900
	3	Ariana Young	208	9.85	9.85	9.85	9.85		9.850	3	Ella Cesario	179	9.95	9.95	9.90	9.90		9.925
	4	Sage Thompson	206	9.90	9.85	9.85	9.95		9.875	4	Kyen Mayhew	185	9.90	9.85	9.90	9.90		9.900
	5	Sophia Esposito	198	9.85	9.95	9.90	9.80		9.875	5	Mya Lauzon	183	9.85	9.90	9.85	9.85		9.850
	6	Jade Carey	194	10.00	10.00	10.00	10.00		10.000	6	eMjae Frazier	180	9.95	9.95	9.90	9.90		9.925

Floor Score: 49.550 Running Score: 196.775 Floor Score: 49.525 Running Score: 197.325

Final Team Score: 196.775 Final Team Score: 197.325

All-Arounders

All-Arounders

	Carey	Esposito	Thompson						Cesario	Frazier	Lauzon	Williams					
VT	9.875	9.900	9.700						9.750	9.900	9.800	9.800					
UB	9.950	9.850	9.925						9.825	9.925	9.850	9.900					
BB	9.850	9.875	9.125						9.800	9.400	9.850	9.900					
FX	10.000	9.875	9.875						9.925	9.925	9.850	9.875					
AA	39.675	39.500	38.625						39.300	39.150	39.350	39.475					

Judge's Signatures: * VT [Signature] [Signature] [Signature] [Signature] * BB [Signature] * FX [Signature]

* Head Judge VT [Signature] UB [Signature] BB [Signature] FX [Signature]

Coach's Signature [Signature] Coach's Signature [Signature]

NCAA Gymnastics Score Sheet

Teams: Home Arizona State University Visitor Stanford University

Date Mar 23, 2024 Place Maverik Center Attendance 0

	Name	1	2	3	4	nd	AVE	Name	1	2	3	4	nd	AVE				
V A U L T	1	Lilia Purler	131	9.75	9.75	9.75	9.75		9.750	1	Amanda Zeng	157	9.70	9.75	9.90	9.90		9.825
	2	Emily White	140	9.80	9.80	9.80	9.80		9.800	2	Brenna Neault	148	9.85	9.85	9.80	9.80		9.825
	3	Halle Gregoire	125	9.85	9.80	9.85	9.80		9.825	3	Chloe Widner	156	9.85	9.80	9.75	9.80		9.800
	4	Gracie Reeves	132	9.85	9.85	9.85	9.90		9.850	4	Anapaula Gutierrez	145	9.80	9.75	9.80	9.85		9.800
	5	Anaya Smith	137	9.50	9.40	9.60	9.55		9.525	5	Anna Roberts	151	9.90	9.85	9.85	9.90		9.875
	6	Hannah Scharf	134	9.90	9.85	9.80	9.90		9.875	6	Taralyn Nguyen	149	9.75	9.70	9.70	9.75		9.725

Vault Score: **49.100** Running Score: **49.100** Vault Score: **49.125** Running Score: **49.125**

B A R S	1	Gracie Reeves	132	9.85	9.85	9.85	9.85		9.850	1	Anapaula Gutierrez	145	9.80	9.85	9.85	9.85		9.850
	2	Cassi Barbanente	122	9.80	9.85	9.75	9.80		9.800	2	Ava Sorrento	154	9.85	9.85	9.80	9.80		9.825
	3	Cienna Samiley	133	9.70	9.65	9.60	9.65		9.650	3	Brenna Neault	148	9.90	9.90	9.90	9.90		9.900
	4	Hannah Scharf	134	9.60	9.50	9.60	9.75		9.600	4	Ira Alexeeva	141	9.85	9.75	9.85	9.75		9.800
	5	Emily White	140	9.85	9.95	9.90	9.90		9.900	5	Anna Roberts	151	9.10	9.10	8.90	8.95		9.025
	6	Sarah Clark	123	9.90	9.90	9.95	9.80		9.900	6	Chloe Widner	156	9.85	9.80	9.85	9.85		9.850

Bars Score: **49.100** Running Score: **98.200** Bars Score: **49.225** Running Score: **98.350**

B E A M	1	Kayla Lee	128	9.80	9.90	9.85	9.85		9.850	1	Claire Dean	144	9.90	9.95	9.90	9.90		9.900
	2	Kimberly Smith	138	9.85	9.80	9.80	9.70		9.800	2	Taralyn Nguyen	149	9.80	9.80	9.75	9.75		9.775
	3	Gracie Reeves	132	9.75	9.70	9.75	9.80		9.750	3	Sienna Robinson	152	9.90	9.85	9.80	9.85		9.850
	4	Sarah Clark	123	9.95	9.90	9.85	9.90		9.900	4	Brenna Neault	148	9.75	9.80	9.80	9.80		9.800
	5	Hannah Scharf	134	9.20	9.05	9.20	9.25		9.200	5	Ira Alexeeva	141	9.85	9.80	9.90	9.85		9.850
	6	Emily White	140	9.80	9.85	9.90	9.90		9.875	6	Chloe Widner	156	10.00	9.95	9.95	9.95		9.950

Beam Score: **49.175** Running Score: **147.375** Beam Score: **49.350** Running Score: **147.700**

F L O O R	1	Kayla Lee	128	9.85	9.75	9.70	9.80		9.775	1	Claire Dean	144	9.90	9.85	9.90	9.85		9.875
	2	Sarah Clark	123	9.90	9.80	9.80	9.80		9.800	2	Amanda Zeng	157	9.90	9.90	9.90	9.85		9.900
	3	Halle Gregoire	125	9.90	9.90	9.75	9.95		9.900	3	Brenna Neault	148	9.85	9.80	9.80	9.80		9.800
	4	Kimberly Smith	138	9.85	9.85	9.80	9.75		9.825	4	Taralyn Nguyen	149	9.90	9.80	9.90	9.80		9.850
	5	Emily White	140	9.00	8.95	9.10	8.90		8.975	5	Anna Roberts	151	9.95	9.95	9.95	9.90		9.950
	6	Hannah Scharf	134	9.90	9.95	9.85	9.85		9.875	6	Chloe Widner	156	9.95	9.90	9.90	9.90		9.900

Floor Score: **49.175** Running Score: **196.550** Floor Score: **49.475** Running Score: **197.175**

Final Team Score: 196.550

Final Team Score: 197.175

All-Arounders

All-Arounders

V T	Scharf	White																	
	9.875	9.800																	
	U B	9.600	9.900																
		B B	9.200	9.875															
	F X		9.875	8.975															
		A A	38.550	38.550															

Judge's Signatures * VT Laure Volkmann (N), Kaitlin Tolson (N) * UB Joy Schmitt (N), Mya (N) * BB Lynn Jay (N), Katy Hegdick (N) * FX Kim Riley (N), Jaamon Juyringan Bedford (N)

* Head Judge Christina... * VT Justin... * UB Jar Harrison (N), Alicia Bryan (U) * BB Maria Philips (N), Melissa... * FX Julia... * AA Diane Lohner (N)

Coach's Signature [Signature] Coach's Signature [Signature]

NCAA Gymnastics Score Sheet

Teams: Home University of Arizona Visitor University of Washington

Date Mar 23, 2024 Place Maverik Center Attendance 0

	Name		1					nd	AVE	Name		1					nd	AVE
			1	2	3	4						1	2	3	4			
V A L T	1	Ainsley Greever	107	9.80	9.75	9.75	9.75		9.750	1	Lilly Tubbs	174	9.80	9.80	9.80	9.80		9.800
	2	Emma Strom	120	9.85	9.80	9.80	9.80		9.800	2	Kristin Lin	164	9.80	9.75	9.80	9.80		9.800
	3	Jessica Castles	102	9.85	9.80	9.75	9.80		9.800	3	Emily Innes	162	9.80	9.80	9.80	9.85		9.800
	4	Malia Hargrove	108	9.85	9.85	9.90	9.85		9.850	4	Skylar Killough-Wilhel	163	9.85	9.85	9.85	9.85		9.850
	5	Abigayle Martin	114	9.80	9.80	9.75	9.75		9.775	5	Lana Navarro	168	9.85	9.85	9.85	9.85		9.850
	6	Alysen Fears	106	9.90	9.90	9.90	9.90		9.900	6	Mary McDonough	165	9.80	9.85	9.90	9.90		9.875

Vault Score: 49.125 Running Score: 49.125 Vault Score: 49.175 Running Score: 49.175

	Name		1					nd	AVE	Name		1					nd	AVE
			1	2	3	4						1	2	3	4			
B A R S	1	Emily Mueller	116	9.85	9.80	9.75	9.80		9.800	1	Deiah Moody	167	9.80	9.80	9.70	9.75		9.775
	2	Malia Hargrove	108	9.75	9.75	9.75	9.75		9.750	2	Kristin Lin	164	9.80	9.60	9.65	9.60		9.625
	3	Bailey McCabe	115	9.15	9.20	9.05	9.15		9.150	3	Olivia Oppegard	170	9.85	9.85	9.85	9.80		9.850
	4	Elena Deets	104	9.80	9.80	9.85	9.85		9.825	4	Skylar Killough-Wilhel	163	9.90	9.95	9.95	9.80		9.925
	5	Sophie Derr	105	9.90	9.85	9.90	9.80		9.875	5	Lilly Tubbs	174	9.85	9.75	9.75	9.85		9.800
	6	Alysen Fears	106	9.95	9.85	9.90	9.90		9.900	6	Taylor Russon	172	9.90	9.90	9.90	9.85		9.900

Bars Score: 49.150 Running Score: 98.275 Bars Score: 49.250 Running Score: 98.425

	Name		1					nd	AVE	Name		1					nd	AVE
			1	2	3	4						1	2	3	4			
B E A M	1	Alysen Fears	106	9.90	9.85	9.80	9.85		9.850	1	Chelsea Hallinan	161	9.75	9.70	9.85	9.80		9.775
	2	Caroline Herry	110	9.80	9.80	9.80	9.80		9.800	2	Emily Innes	162	9.05	8.95	9.15	9.00		9.025
	3	Emily Mueller	116	9.70	9.75	9.80	9.75		9.750	3	Taylor Russon	172	9.80	9.75	9.70	9.70		9.725
	4	Abigayle Martin	114	9.80	9.85	9.90	9.85		9.850	4	Lana Navarro	168	9.80	9.80	9.75	9.80		9.800
	5	Jessica Castles	102	9.75	9.75	9.75	9.70		9.750	5	Skylar Killough-Wilhel	163	9.85	9.75	9.80	9.75		9.775
	6	Elena Deets	104	9.25	9.20	9.25	9.25		9.250	6	Deiah Moody	167	9.90	9.75	9.80	9.80		9.800

Beam Score: 49.000 Running Score: 147.275 Beam Score: 48.875 Running Score: 147.300

	Name		1					nd	AVE	Name		1					nd	AVE
			1	2	3	4						1	2	3	4			
F L O O R	1	Emma Strom	120	9.85	9.85	9.80	9.85		9.850	1	Emily Pires	171	9.85	9.85	9.80	9.80		9.825
	2	Alysen Fears	106	9.85	9.80	9.85	9.75		9.825	2	Caitlin McWilliams	166	9.75	9.75	9.80	9.70	-0.1	9.650
	3	Elena Deets	104	9.90	9.85	9.85	9.80		9.850	3	Taylor Russon	172	9.60	9.70	9.60	9.50	-0.1	9.500
	4	Caroline Herry	110	9.80	9.85	9.85	9.85		9.850	4	Skylar Killough-Wilhel	163	9.85	9.75	9.80	9.85		9.825
	5	Emily Mueller	116	9.85	9.70	9.75	9.75		9.750	5	Emily Innes	162	9.90	9.90	9.85	9.85		9.875
	6	Malia Hargrove	108	9.85	9.80	9.90	9.80		9.825	6	Lana Navarro	168	9.85	9.85	9.90	9.85		9.850

Floor Score: 49.200 Running Score: 196.475 Floor Score: 49.025 Running Score: 196.325

Final Team Score: 196.475 Final Team Score: 196.325

All-Arounders

All-Arounders

V T	Fears								Killough-Wilhel								
	9.900								9.850								
	9.900								9.925								
	9.850								9.775								
	9.825								9.825								
	39.475								39.375								

Judge's Signatures: *[Signatures]* *UB *[Signatures]* *BB *[Signatures]* *FX *[Signatures]*

*Head Judge: *[Signature]* *UB *[Signature]* *BB *[Signature]* *FX *[Signature]*





Coach's Signature: *[Signature]* Coach's Signature: *[Signature]*

2024 PAC-12 WOMEN'S GYMNASTICS CHAMPIONS

Team Results Combined

Women / 10
Session: All

Mar 23, 2024

Rank	Gym	Team	Score				
1	Utah	X	198.000	49.500 1	49.500 1	49.300 3	49.700 1
2	UCLA	X	197.875	49.375 2	49.400 4	49.475 1	49.625 2
3	California	X	197.325	49.175 4T	49.425 3	49.200 4	49.525 4
4	Stanford	X	197.175	49.125 6T	49.225 6	49.350 2	49.475 5
5	Oregon State	X	196.775	49.225 3	49.450 2	48.550 8	49.550 3
6	Arizona State	X	196.550	49.100 8	49.100 8	49.175 5	49.175 7
7	Arizona	X	196.475	49.125 6T	49.150 7	49.000 6	49.200 6
8	Washington	X	196.325	49.175 4T	49.250 5	48.875 7	49.025 8

Event Results Combined - Vault

Women / 10

Session: All

Mar 23, 2024



Rank	Num	Name	Gym	Start	Score	Out
1	218	Selena Harris	UCLA	___	9.975	0.000
2	238	Jaedyn Rucker	Utah	___	9.950	0.025
3	241	Camie Winger	Utah	___	9.925	0.050
4T	234	Grace McCallum	Utah	___	9.900	0.075
4T	198	Sophia Esposito	Oregon State	___	9.900	0.075
4T	106	Alysen Fears	Arizona	___	9.900	0.075
4T	180	eMjae Frazier	California	___	9.900	0.075
4T	193	Olivia Buckner	Oregon State	___	9.900	0.075
4*	231	Ashley Glynn	Utah	___	9.900	0.075
4*	210	Paige Anastasi	UCLA	___	9.900	0.075
11T	194	Jade Carey	Oregon State	___	9.875	0.100
11T	226	Katelyn Rosen	UCLA	___	9.875	0.100
11T	134	Hannah Scharf	Arizona State	___	9.875	0.100
11T	151	Anna Roberts	Stanford	___	9.875	0.100
11T	165	Mary McDonough	Washington	___	9.875	0.100
16T	163	Skylar Killough-Wilhelm	Washington	___	9.850	0.125
16T	168	Lana Navarro	Washington	___	9.850	0.125
16T	132	Gracie Reeves	Arizona State	___	9.850	0.125
16T	108	Malia Hargrove	Arizona	___	9.850	0.125
16T	185	Kyen Mayhew	California	___	9.850	0.125
16T	192	Natalie Briones	Oregon State	___	9.850	0.125
22T	148	Brenna Neault	Stanford	___	9.825	0.150
22*	225	Nya Reed	UCLA	___	9.825	0.150
22*	242	Ella Zirbes	Utah	___	9.825	0.150
22*	125	Halle Gregoire	Arizona State	___	9.825	0.150
22*	157	Amanda Zeng	Stanford	___	9.825	0.150
22T	189	Jayden Silvers	California	___	9.825	0.150
28T	156	Chloe Widner	Stanford	___	9.800	0.175
28T	190	Madelyn Williams	California	___	9.800	0.175
28*	240	Makenna Smith	Utah	___	9.800	0.175
28*	183	Mya Lauzon	California	___	9.800	0.175
28T	140	Emily White	Arizona State	___	9.800	0.175
28T	162	Emily Innes	Washington	___	9.800	0.175
28T	221	Emily Lee	UCLA	___	9.800	0.175
28*	145	Anapaula Gutierrez	Stanford	___	9.800	0.175
28*	120	Emma Strom	Arizona	___	9.800	0.175
28T	174	Lilly Tubbs	Washington	___	9.800	0.175
28T	102	Jessica Castles	Arizona	___	9.800	0.175
28T	164	Kristin Lin	Washington	___	9.800	0.175
40	114	Abigayle Martin	Arizona	___	9.775	0.200
41T	179	Ella Cesario	California	___	9.750	0.225
41T	214	Chae Campbell	UCLA	___	9.750	0.225
41*	131	Lilia Purler	Arizona State	___	9.750	0.225
41*	107	Ainsley Greever	Arizona	___	9.750	0.225
45	149	Taralyn Nguyen	Stanford	___	9.725	0.250
46	206	Sage Thompson	Oregon State	___	9.700	0.275
47	199	Kaitlin Garcia	Oregon State	___	9.650	0.325

2024 PAC-12 WOMEN'S GYMNASTICS CHAMPIONS

Event Results Combined - Vault

Women / 10

Session: All

Mar 23, 2024



Rank	Num	Name	Gym	Start	Score	Out
48	137	Anaya Smith	Arizona State	__.	9.525	0.450

2024 PAC-12 WOMEN'S GYMNASTICS CHAMPIONS

Event Results Combined - Bars

Women / 10

Session: All

Mar 23, 2024



Rank	Num	Name	Gym	Start	Score	Out
1T	218	Selena Harris	UCLA	___	9.950	0.000
1T	194	Jade Carey	Oregon State	___	9.950	0.000
3T	234	Grace McCallum	Utah	___	9.925	0.025
3T	163	Skylar Killough-Wilhelm	Washington	___	9.925	0.025
3T	180	eMjae Frazier	California	___	9.925	0.025
3T	206	Sage Thompson	Oregon State	___	9.925	0.025
3T	204	Jennifer McMillan	Oregon State	___	9.925	0.025
3T	235	Amelie Morgan	Utah	___	9.925	0.025
9T	226	Katelyn Rosen	UCLA	___	9.900	0.050
9*	190	Madelyn Williams	California	___	9.900	0.050
9*	106	Alysen Fears	Arizona	___	9.900	0.050
9T	240	Makenna Smith	Utah	___	9.900	0.050
9T	148	Brenna Neault	Stanford	___	9.900	0.050
9T	140	Emily White	Arizona State	___	9.900	0.050
9T	123	Sarah Clark	Arizona State	___	9.900	0.050
9T	172	Taylor Russon	Washington	___	9.900	0.050
9T	242	Ella Zirbes	Utah	___	9.900	0.050
9T	187	Gabby Perea	California	___	9.900	0.050
19T	217	Margzetta Frazier	UCLA	___	9.875	0.075
19T	105	Sophie Derr	Arizona	___	9.875	0.075
21*	198	Sophia Esposito	Oregon State	___	9.850	0.100
21*	156	Chloe Widner	Stanford	___	9.850	0.100
21T	183	Mya Lauzon	California	___	9.850	0.100
21T	132	Gracie Reeves	Arizona State	___	9.850	0.100
21T	222	Emma Malabuyo	UCLA	___	9.850	0.100
21T	184	Andi Li	California	___	9.850	0.100
21T	145	Anapaula Gutierrez	Stanford	___	9.850	0.100
21*	239	Alani Sabado	Utah	___	9.850	0.100
21*	170	Olivia Opegard	Washington	___	9.850	0.100
30T	179	Ella Cesario	California	___	9.825	0.125
30T	104	Elena Deets	Arizona	___	9.825	0.125
30*	216	Frida Esparza	UCLA	___	9.825	0.125
30*	154	Ava Sorrento	Stanford	___	9.825	0.125
34T	236	Maile O'Keefe	Utah	___	9.800	0.150
34T	116	Emily Mueller	Arizona	___	9.800	0.150
34*	192	Natalie Briones	Oregon State	___	9.800	0.150
34*	141	Ira Alexeeva	Stanford	___	9.800	0.150
34T	174	Lilly Tubbs	Washington	___	9.800	0.150
34T	122	Cassi Barbanente	Arizona State	___	9.800	0.150
40	167	Deiah Moody	Washington	___	9.775	0.175
41	108	Malia Hargrove	Arizona	___	9.750	0.200
42	133	Cienna Samiley	Arizona State	___	9.650	0.300
43	164	Kristin Lin	Washington	___	9.625	0.325
44	134	Hannah Scharf	Arizona State	___	9.600	0.350
45	214	Chae Campbell	UCLA	___	9.300	0.650
46	197	Taylor DeVries	Oregon State	___	9.200	0.750
47	115	Bailey McCabe	Arizona	___	9.150	0.800

2024 PAC-12 WOMEN'S GYMNASTICS CHAMPIONS

Event Results Combined - Bars

Women / 10

Session: All

Mar 23, 2024



Rank	Num	Name	Gym	Start	Score	Out
48	151	Anna Roberts	Stanford	__.	9.025	0.925

2024 PAC-12 WOMEN'S GYMNASTICS CHAMPIONS

Event Results Combined - Beam

Women / 10

Session: All

Mar 23, 2024



Rank	Num	Name	Gym	Start	Score	Out
1	236	Maile O'Keefe	Utah	___	10.000	0.000
2T	218	Selena Harris	UCLA	___	9.950	0.050
2T	156	Chloe Widner	Stanford	___	9.950	0.050
2T	222	Emma Malabuyo	UCLA	___	9.950	0.050
5T	234	Grace McCallum	Utah	___	9.925	0.075
5T	237	Abby Paulson	Utah	___	9.925	0.075
5T	221	Emily Lee	UCLA	___	9.925	0.075
8T	190	Madelyn Williams	California	___	9.900	0.100
8T	123	Sarah Clark	Arizona State	___	9.900	0.100
8T	144	Claire Dean	Stanford	___	9.900	0.100
8T	184	Andi Li	California	___	9.900	0.100
12T	226	Katelyn Rosen	UCLA	___	9.875	0.125
12T	198	Sophia Esposito	Oregon State	___	9.875	0.125
12T	140	Emily White	Arizona State	___	9.875	0.125
15T	194	Jade Carey	Oregon State	___	9.850	0.150
15T	106	Alysen Fears	Arizona	___	9.850	0.150
15T	183	Mya Lauzon	California	___	9.850	0.150
15T	204	Jennifer McMillan	Oregon State	___	9.850	0.150
15T	141	Ira Alexeeva	Stanford	___	9.850	0.150
15*	128	Kayla Lee	Arizona State	___	9.850	0.150
15*	114	Abigayle Martin	Arizona	___	9.850	0.150
15T	152	Sienna Robinson	Stanford	___	9.850	0.150
23T	148	Brenna Neault	Stanford	___	9.800	0.200
23T	179	Ella Cesario	California	___	9.800	0.200
23T	168	Lana Navarro	Washington	___	9.800	0.200
23T	110	Caroline Herry	Arizona	___	9.800	0.200
23T	138	Kimberly Smith	Arizona State	___	9.800	0.200
23T	167	Deiah Moody	Washington	___	9.800	0.200
29T	163	Skylar Killough-Wilhelm	Washington	___	9.775	0.225
29T	149	Taralyn Nguyen	Stanford	___	9.775	0.225
29*	211	Emma Andres	UCLA	___	9.775	0.225
29*	161	Chelsea Hallinan	Washington	___	9.775	0.225
33T	132	Gracie Reeves	Arizona State	___	9.750	0.250
33T	116	Emily Mueller	Arizona	___	9.750	0.250
33T	187	Gabby Perea	California	___	9.750	0.250
33T	102	Jessica Castles	Arizona	___	9.750	0.250
33T	209	Ciena Alipio	UCLA	___	9.750	0.250
38T	240	Makenna Smith	Utah	___	9.725	0.275
38T	172	Taylor Russon	Washington	___	9.725	0.275
38T	193	Olivia Buckner	Oregon State	___	9.725	0.275
38T	229	Elizabeth Gantner	Utah	___	9.725	0.275
42	180	eMjae Frazier	California	___	9.400	0.600
43T	104	Elena Deets	Arizona	___	9.250	0.750
43T	208	Ariana Young	Oregon State	___	9.250	0.750
45T	134	Hannah Scharf	Arizona State	___	9.200	0.800
45T	235	Amelie Morgan	Utah	___	9.200	0.800
47	206	Sage Thompson	Oregon State	___	9.125	0.875

2024 PAC-12 WOMEN'S GYMNASTICS CHAMPIONS

Event Results Combined - Beam

Women / 10

Session: All

Mar 23, 2024



Rank	Num	Name	Gym	Start	Score	Out
48	162	Emily Innes	Washington	__.	9.025	0.975

2024 PAC-12 WOMEN'S GYMNASTICS CHAMPIONS

Event Results Combined - Floor

Women / 10

Session: All

Mar 23, 2024



Rank	Num	Name	Gym	Start	Score	Out
1	194	Jade Carey	Oregon State	___	10.000	0.000
2T	218	Selena Harris	UCLA	___	9.950	0.050
2T	236	Maile O'Keefe	Utah	___	9.950	0.050
2T	151	Anna Roberts	Stanford	___	9.950	0.050
2T	237	Abby Paulson	Utah	___	9.950	0.050
2*	230	Jaylene Gilstrap	Utah	___	9.950	0.050
2*	224	Brooklyn Moors	UCLA	___	9.950	0.050
8T	234	Grace McCallum	Utah	___	9.925	0.075
8T	240	Makenna Smith	Utah	___	9.925	0.075
8T	179	Ella Cesario	California	___	9.925	0.075
8T	180	eMjae Frazier	California	___	9.925	0.075
8T	214	Chae Campbell	UCLA	___	9.925	0.075
13T	226	Katelyn Rosen	UCLA	___	9.900	0.100
13T	156	Chloe Widner	Stanford	___	9.900	0.100
13T	238	Jaedyn Rucker	Utah	___	9.900	0.100
13T	217	Margzetta Frazier	UCLA	___	9.900	0.100
13T	185	Kyen Mayhew	California	___	9.900	0.100
13*	225	Nya Reed	UCLA	___	9.900	0.100
13*	157	Amanda Zeng	Stanford	___	9.900	0.100
13*	125	Halle Gregoire	Arizona State	___	9.900	0.100
13T	199	Kaitlin Garcia	Oregon State	___	9.900	0.100
13*	205	Savannah Miller	Oregon State	___	9.900	0.100
13*	181	Jordan Kane	California	___	9.900	0.100
24T	198	Sophia Esposito	Oregon State	___	9.875	0.125
24T	190	Madelyn Williams	California	___	9.875	0.125
24T	206	Sage Thompson	Oregon State	___	9.875	0.125
24T	134	Hannah Scharf	Arizona State	___	9.875	0.125
24T	162	Emily Innes	Washington	___	9.875	0.125
24T	144	Claire Dean	Stanford	___	9.875	0.125
30T	183	Mya Lauzon	California	___	9.850	0.150
30T	168	Lana Navarro	Washington	___	9.850	0.150
30T	149	Taralyn Nguyen	Stanford	___	9.850	0.150
30T	104	Elena Deets	Arizona	___	9.850	0.150
30*	120	Emma Strom	Arizona	___	9.850	0.150
30*	110	Caroline Herry	Arizona	___	9.850	0.150
30T	208	Ariana Young	Oregon State	___	9.850	0.150
37T	106	Alysen Fears	Arizona	___	9.825	0.175
37T	163	Skylar Killough-Wilhelm	Washington	___	9.825	0.175
37T	108	Malia Hargrove	Arizona	___	9.825	0.175
37T	138	Kimberly Smith	Arizona State	___	9.825	0.175
37T	171	Emily Pires	Washington	___	9.825	0.175
42T	148	Brenna Neault	Stanford	___	9.800	0.200
42T	123	Sarah Clark	Arizona State	___	9.800	0.200
44	128	Kayla Lee	Arizona State	___	9.775	0.225
45	116	Emily Mueller	Arizona	___	9.750	0.250
46	166	Caitlin McWilliams	Washington	___	9.650	0.350
47	172	Taylor Russon	Washington	___	9.500	0.500

2024 PAC-12 WOMEN'S GYMNASTICS CHAMPIONS

Event Results Combined - Floor

Women / 10

Session: All

Mar 23, 2024







Rank	Num	Name	Gym	Start	Score	Out
48	140	Emily White	Arizona State	__.	8.975	1.025

2024 PAC-12 WOMEN'S GYMNASTICS CHAMPIONS

Event Results Combined - AA

Mar 23, 2024

Rank	Num	Name	Gym					AA
1	218	Selena Harris	UCLA	9.975	9.950	9.950	9.950	39.825
2T	194	Jade Carey	Oregon State	9.875	9.950	9.850	10.000	39.675
2T	234	Grace McCallum	Utah	9.900	9.925	9.925	9.925	39.675
4	226	Katelyn Rosen	UCLA	9.875	9.900	9.875	9.900	39.550
5T	156	Chloe Widner	Stanford	9.800	9.850	9.950	9.900	39.500
5T	198	Sophia Esposito	Oregon State	9.900	9.850	9.875	9.875	39.500
7T	190	Madelyn Williams	California	9.800	9.900	9.900	9.875	39.475
7T	106	Alysen Fears	Arizona	9.900	9.900	9.850	9.825	39.475
9	163	Skylar Killough-Wilhelm	Washington	9.850	9.925	9.775	9.825	39.375
10T	240	Makenna Smith	Utah	9.800	9.900	9.725	9.925	39.350
10T	183	Mya Lauzon	California	9.800	9.850	9.850	9.850	39.350
12	148	Brenna Neault	Stanford	9.825	9.900	9.800	9.800	39.325
13	179	Ella Cesario	California	9.750	9.825	9.800	9.925	39.300
14	180	eMjae Frazier	California	9.900	9.925	9.400	9.925	39.150
15	206	Sage Thompson	Oregon State	9.700	9.925	9.125	9.875	38.625
16T	140	Emily White	Arizona State	9.800	9.900	9.875	8.975	38.550
16T	134	Hannah Scharf	Arizona State	9.875	9.600	9.200	9.875	38.550