





2023 PAC-12 WOMEN'S GYMNASTICS CHAMPIONS

Team Results

Women / 10

Session: All





Mar 18, 2023

Rank	Gym	Team	Score				
1	Utah	X	197.925	49.425 1	49.375 3	49.525 2	49.600 1T
2	UCLA	X	197.850	49.175 3	49.575 1	49.500 3T	49.600 1T
3	California	X	197.825	49.275 2	49.450 2	49.625 1	49.475 4
4	Oregon State	X	197.200	49.125 4	49.075 5	49.500 3T	49.500 3
5	Arizona State	X	196.700	49.000 6	49.200 4	49.325 7T	49.175 6
6T	Arizona	X	196.375	48.850 7	48.975 7	49.400 5T	49.150 7
6T	Washington	X	196.375	48.800 8	49.025 6	49.325 7T	49.225 5
8	Stanford	X	195.875	49.050 5	48.950 8	49.400 5T	48.475 8

2023 PAC-12 WOMEN'S GYMNASTICS CHAMPIONS

Event Results - AA

Mar 18, 2023

Rank	Num	Name	Gym					AA
1	404	Jade Carey	Oregon State	9.875	9.925	9.975	9.975	39.750
2	709	Maile O'Keefe	Utah	9.850	9.925	9.950	9.950	39.675
3	609	Selena Harris	UCLA	9.800	9.950	9.950	9.925	39.625
4T	316	Madelyn Williams	California	9.850	9.950	9.850	9.875	39.525
4T	305	Nevaeh DeSouza	California	9.875	9.875	9.925	9.850	39.525
6	311	Andi Li	California	9.800	9.900	9.925	9.850	39.475
7T	508	Brenna Neault	Stanford	9.775	9.875	9.950	9.800	39.400
7T	713	Makenna Smith	Utah	9.900	9.850	9.725	9.925	39.400
7T	807	Skylar Killough-Wilhelm	Washington	9.825	9.800	9.900	9.875	39.400
10	219	Emily White	Arizona State	9.800	9.775	9.950	9.850	39.375
11T	114	Emily Mueller	Arizona	9.725	9.750	9.875	9.850	39.200
11T	215	Hannah Scharf	Arizona State	9.775	9.800	9.800	9.825	39.200
13	605	Jordan Chiles	UCLA	9.900	9.975	9.300	9.975	39.150
14	505	Claire Dean	Stanford	9.725	9.700	9.850	9.850	39.125
15	306	eMjae Frazier	California	9.800	9.350	9.850	9.950	38.950
16	511	Anna Roberts	Stanford	9.850	9.225	9.800	9.875	38.750

2023 PAC-12 WOMEN'S GYMNASTICS CHAMPIONS

Event Results - BEAM

Women / 10

Session: All

Mar 18, 2023



Rank	Num	Name	Gym	Start	Score	Out
1T	404	Jade Carey	Oregon State	___	9.975	0.000
1T	310	Mya Lauzon	California	___	9.975	0.000
3T	709	Maile O'Keefe	Utah	___	9.950	0.025
3T	609	Selena Harris	UCLA	___	9.950	0.025
3T	508	Brenna Neault	Stanford	___	9.950	0.025
3T	219	Emily White	Arizona State	___	9.950	0.025
3T	312	Gabby Perea	California	___	9.950	0.025
3T	705	Cristal Isa	Utah	___	9.950	0.025
3T	702	Kara Eaker	Utah	___	9.950	0.025
10T	305	Nevaeh DeSouza	California	___	9.925	0.050
10T	311	Andi Li	California	___	9.925	0.050
10T	516	Chloe Widner	Stanford	___	9.925	0.050
10T	612	Emily Lee	UCLA	___	9.925	0.050
10T	613	Emma Malabuyo	UCLA	___	9.925	0.050
15T	807	Skylar Killough-Wilhelm	Washington	___	9.900	0.075
15*	413	Lauren Letzsch	Oregon State	___	9.900	0.075
15*	203	Sarah Clark	Arizona State	___	9.900	0.075
15T	805	Kennedi Davis	Washington	___	9.900	0.075
15*	111	Sirena Linton	Arizona	___	9.900	0.075
15*	108	Caroline Herry	Arizona	___	9.900	0.075
15T	803	Brenna Brooks	Washington	___	9.900	0.075
15T	708	Amelie Morgan	Utah	___	9.900	0.075
15T	408	Jenna Domingo	Oregon State	___	9.900	0.075
24T	114	Emily Mueller	Arizona	___	9.875	0.100
24T	407	Madi Dagen	Oregon State	___	9.875	0.100
24*	809	Deiah Moody	Washington	___	9.875	0.100
24*	501	Ira Alexeeva	Stanford	___	9.875	0.100
24*	103	Jessica Castles	Arizona	___	9.875	0.100
29T	316	Madelyn Williams	California	___	9.850	0.125
29T	505	Claire Dean	Stanford	___	9.850	0.125
29T	306	eMjae Frazier	California	___	9.850	0.125
29T	616	Ana Padurariu	UCLA	___	9.850	0.125
29T	106	Alysen Fears	Arizona	___	9.850	0.125
29*	601	Ciena Alipio	UCLA	___	9.850	0.125
29*	417	Kristina Peterson	Oregon State	___	9.850	0.125
29*	208	Kayla Lee	Arizona State	___	9.850	0.125
37	213	Gracie Reeves	Arizona State	___	9.825	0.150
38T	215	Hannah Scharf	Arizona State	___	9.800	0.175
38T	511	Anna Roberts	Stanford	___	9.800	0.175
38T	205	Skye Harper	Arizona State	___	9.800	0.175
41	710	Abby Paulson	Utah	___	9.775	0.200
42	802	Morgan Bowles	Washington	___	9.750	0.225
43	713	Makenna Smith	Utah	___	9.725	0.250
44	810	Lana Navarro	Washington	___	9.700	0.275
45	605	Jordan Chiles	UCLA	___	9.300	0.675
46	107	Malia Hargrove	Arizona	___	9.225	0.750
47	410	Sydney Gonzales	Oregon State	___	9.200	0.775

2023 PAC-12 WOMEN'S GYMNASTICS CHAMPIONS

Event Results - BEAM

Women / 10

Session: All

Mar 18, 2023



Rank	Num	Name	Gym	Start	Score	Out
48	510	Isabela Onyshko	Stanford	__.	9.125	0.850

2023 PAC-12 WOMEN'S GYMNASTICS CHAMPIONS

Event Results - FLOOR

Women / 10

Session: All

Mar 18, 2023



Rank	Num	Name	Gym	Start	Score	Out
1T	404	Jade Carey	Oregon State	___	9.975	0.000
1T	605	Jordan Chiles	UCLA	___	9.975	0.000
3T	709	Maile O'Keefe	Utah	___	9.950	0.025
3T	306	eMjae Frazier	California	___	9.950	0.025
3T	310	Mya Lauzon	California	___	9.950	0.025
6T	609	Selena Harris	UCLA	___	9.925	0.050
6T	713	Makenna Smith	Utah	___	9.925	0.050
6T	703	Jaylene Gilstrap	Utah	___	9.925	0.050
9T	711	Jaedyn Rucker	Utah	___	9.900	0.075
9T	604	Chae Campbell	UCLA	___	9.900	0.075
9T	413	Lauren Letsch	Oregon State	___	9.900	0.075
9*	608	Margzetta Frazier	UCLA	___	9.900	0.075
9*	407	Madi Dagen	Oregon State	___	9.900	0.075
9T	613	Emma Malabuyo	UCLA	___	9.900	0.075
9T	710	Abby Paulson	Utah	___	9.900	0.075
9T	804	Amara Cunningham	Washington	___	9.900	0.075
17T	316	Madelyn Williams	California	___	9.875	0.100
17T	807	Skylar Killough-Wilhelm	Washington	___	9.875	0.100
17T	511	Anna Roberts	Stanford	___	9.875	0.100
17T	612	Emily Lee	UCLA	___	9.875	0.100
17T	805	Kennedi Davis	Washington	___	9.875	0.100
17T	107	Malia Hargrove	Arizona	___	9.875	0.100
17T	416	Savannah Miller	Oregon State	___	9.875	0.100
24T	305	Nevaeh DeSouza	California	___	9.850	0.125
24T	311	Andi Li	California	___	9.850	0.125
24T	219	Emily White	Arizona State	___	9.850	0.125
24T	114	Emily Mueller	Arizona	___	9.850	0.125
24T	505	Claire Dean	Stanford	___	9.850	0.125
24T	203	Sarah Clark	Arizona State	___	9.850	0.125
24T	410	Sydney Gonzales	Oregon State	___	9.850	0.125
24T	421	Ariana Young	Oregon State	___	9.850	0.125
32T	215	Hannah Scharf	Arizona State	___	9.825	0.150
32T	210	Jada Mangahas	Arizona State	___	9.825	0.150
32T	109	Elizabeth Larusso	Arizona	___	9.825	0.150
32T	218	Alex Theodorou	Arizona State	___	9.825	0.150
32T	206	Jordyn Jaslow	Arizona State	___	9.825	0.150
32T	105	Elena Deets	Arizona	___	9.825	0.150
38T	508	Brenna Neault	Stanford	___	9.800	0.175
38T	806	Emily Innes	Washington	___	9.800	0.175
38T	512	Katya Sander	Stanford	___	9.800	0.175
41T	108	Caroline Herry	Arizona	___	9.775	0.200
41*	813	Hadley Roberts	Washington	___	9.775	0.200
41*	120	Emma Strom	Arizona	___	9.775	0.200
44	312	Gabby Perea	California	___	9.750	0.225
45	701	Abby Brenner	Utah	___	9.675	0.300
46	810	Lana Navarro	Washington	___	9.475	0.500
47	502	Madison Brunette	Stanford	___	9.150	0.825

2023 PAC-12 WOMEN'S GYMNASTICS CHAMPIONS

Event Results - FLOOR

Women / 10

Mar 18, 2023

Session: All



Rank	Num	Name	Gym	Start	Score	Out
48	509	Taralyn Nguyen	Stanford	__.	9.000	0.975

2023 PAC-12 WOMEN'S GYMNASTICS CHAMPIONS

Event Results - VAULT

Women / 10

Session: All

Mar 18, 2023



Rank	Num	Name	Gym	Start	Score	Out
1	701	Abby Brenner	Utah	___	9.925	0.000
2T	713	Makenna Smith	Utah	___	9.900	0.025
2T	605	Jordan Chiles	UCLA	___	9.900	0.025
2T	310	Mya Lauzon	California	___	9.900	0.025
2T	711	Jaedyn Rucker	Utah	___	9.900	0.025
2T	604	Chae Campbell	UCLA	___	9.900	0.025
7T	404	Jade Carey	Oregon State	___	9.875	0.050
7T	305	Nevaeh DeSouza	California	___	9.875	0.050
7T	410	Sydney Gonzales	Oregon State	___	9.875	0.050
10T	709	Maile O'Keefe	Utah	___	9.850	0.075
10T	316	Madelyn Williams	California	___	9.850	0.075
10T	511	Anna Roberts	Stanford	___	9.850	0.075
10*	714	Lucy Stanhope	Utah	___	9.850	0.075
10*	302	Casey Brown	California	___	9.850	0.075
15T	807	Skylar Killough-Wilhelm	Washington	___	9.825	0.100
15T	107	Malia Hargrove	Arizona	___	9.825	0.100
15T	703	Jaylene Gilstrap	Utah	___	9.825	0.100
15T	218	Alex Theodorou	Arizona State	___	9.825	0.100
15T	509	Taralyn Nguyen	Stanford	___	9.825	0.100
20T	609	Selena Harris	UCLA	___	9.800	0.125
20T	311	Andi Li	California	___	9.800	0.125
20T	219	Emily White	Arizona State	___	9.800	0.125
20T	306	eMjae Frazier	California	___	9.800	0.125
20T	516	Chloe Widner	Stanford	___	9.800	0.125
20*	612	Emily Lee	UCLA	___	9.800	0.125
20*	413	Lauren Letsch	Oregon State	___	9.800	0.125
20T	805	Kennedi Davis	Washington	___	9.800	0.125
20*	210	Jada Mangahas	Arizona State	___	9.800	0.125
20*	108	Caroline Herry	Arizona	___	9.800	0.125
20T	502	Madison Brunette	Stanford	___	9.800	0.125
20T	206	Jordyn Jaslow	Arizona State	___	9.800	0.125
20T	403	Natalie Briones	Oregon State	___	9.800	0.125
33T	508	Brenna Neault	Stanford	___	9.775	0.150
33T	215	Hannah Scharf	Arizona State	___	9.775	0.150
33*	608	Margzetta Frazier	UCLA	___	9.775	0.150
33*	407	Madi Dagen	Oregon State	___	9.775	0.150
37T	109	Elizabeth Larusso	Arizona	___	9.750	0.175
37T	103	Jessica Castles	Arizona	___	9.750	0.175
37T	806	Emily Innes	Washington	___	9.750	0.175
37T	217	Anaya Smith	Arizona State	___	9.750	0.175
41T	114	Emily Mueller	Arizona	___	9.725	0.200
41T	505	Claire Dean	Stanford	___	9.725	0.200
41T	804	Amara Cunningham	Washington	___	9.725	0.200
44T	111	Sirena Linton	Arizona	___	9.700	0.225
44T	810	Lana Navarro	Washington	___	9.700	0.225
46	803	Brenna Brooks	Washington	___	9.625	0.300
47	613	Emma Malabuyo	UCLA	___	9.575	0.350

2023 PAC-12 WOMEN'S GYMNASTICS CHAMPIONS

Event Results - VAULT

Women / 10
Session: All

Mar 18, 2023



Rank	Num	Name	Gym	Start	Score	Out
48	406	Karlie Chavez	Oregon State	__.	9.450	0.475

2023 PAC-12 WOMEN'S GYMNASTICS CHAMPIONS

Event Results - BARS

Women / 10

Session: All

Mar 18, 2023



Rank	Num	Name	Gym	Start	Score	Out
1	605	Jordan Chiles	UCLA	___	9.975	0.000
2T	609	Selena Harris	UCLA	___	9.950	0.025
2T	316	Madelyn Williams	California	___	9.950	0.025
4T	404	Jade Carey	Oregon State	___	9.925	0.050
4T	709	Maile O'Keefe	Utah	___	9.925	0.050
6T	311	Andi Li	California	___	9.900	0.075
6T	711	Jaedyn Rucker	Utah	___	9.900	0.075
6T	516	Chloe Widner	Stanford	___	9.900	0.075
6T	616	Ana Padurariu	UCLA	___	9.900	0.075
10T	305	Nevaeh DeSouza	California	___	9.875	0.100
10T	508	Brenna Neault	Stanford	___	9.875	0.100
10T	604	Chae Campbell	UCLA	___	9.875	0.100
10T	608	Margzetta Frazier	UCLA	___	9.875	0.100
10*	701	Abby Brenner	Utah	___	9.875	0.100
10*	111	Sirena Linton	Arizona	___	9.875	0.100
10T	708	Amelie Morgan	Utah	___	9.875	0.100
10T	106	Alysen Fears	Arizona	___	9.875	0.100
10T	304	Ella Cesario	California	___	9.875	0.100
19T	713	Makenna Smith	Utah	___	9.850	0.125
19T	203	Sarah Clark	Arizona State	___	9.850	0.125
19T	312	Gabby Perea	California	___	9.850	0.125
19T	210	Jada Mangahas	Arizona State	___	9.850	0.125
19T	213	Gracie Reeves	Arizona State	___	9.850	0.125
19*	715	Sage Thompson	Utah	___	9.850	0.125
19*	814	Taylor Russon	Washington	___	9.850	0.125
19*	214	Cienna Samiley	Arizona State	___	9.850	0.125
19*	419	Ellie Weaver	Oregon State	___	9.850	0.125
28	803	Brenna Brooks	Washington	___	9.825	0.150
29T	807	Skylar Killough-Wilhelm	Washington	___	9.800	0.175
29T	215	Hannah Scharf	Arizona State	___	9.800	0.175
29T	802	Morgan Bowles	Washington	___	9.800	0.175
29T	414	Jennifer McMillan	Oregon State	___	9.800	0.175
33	219	Emily White	Arizona State	___	9.775	0.200
34T	114	Emily Mueller	Arizona	___	9.750	0.225
34*	809	Deiah Moody	Washington	___	9.750	0.225
34*	501	Ira Alexeeva	Stanford	___	9.750	0.225
34*	416	Savannah Miller	Oregon State	___	9.750	0.225
34*	617	Kalyany Steele	UCLA	___	9.750	0.225
34*	405	Francesca Caso	Oregon State	___	9.750	0.225
34*	112	Bailey McCabe	Arizona	___	9.750	0.225
41T	109	Elizabeth Larusso	Arizona	___	9.725	0.250
41T	502	Madison Brunette	Stanford	___	9.725	0.250
41*	401	Carley Beeman	Oregon State	___	9.725	0.250
41*	117	Taylor Raskin	Arizona	___	9.725	0.250
45	505	Claire Dean	Stanford	___	9.700	0.275
46	812	Olivia Opegard	Washington	___	9.650	0.325
47	705	Cristal Isa	Utah	___	9.550	0.425

2023 PAC-12 WOMEN'S GYMNASTICS CHAMPIONS

Event Results - BARS

Women / 10

Session: All

Mar 18, 2023



Rank	Num	Name	Gym	Start	Score	Out
48	306	eMjae Frazier	California	—.—	9.350	0.625
49	511	Anna Roberts	Stanford	—.—	9.225	0.750