

# STANFORD

## SOCCER

Stanford Athletic Communications  
John Cantalupi • Assistant Director  
Cell: 650.924.8304  
johncan@stanford.edu

vs. Oregon State and #16 Washington • October 27 and 30 • Stanford, Calif.

### RESULTS

overall .....	9-2-4
home .....	6-0-2
away .....	3-1-2
neutral .....	0-1-0
Pac-12 .....	6-0-1

### SCHEDULE

#### August

13	Sacramento State (Exhibition) .....	W, 5-0
17	at Cal Poly (Exhibition) .....	W, 2-1
26	Penn State (P12N) .....	T, 0-0 (2OT)
28	Saint Mary's (P12N) .....	T, 2-2 (2OT)

#### September

2	vs. #4 Notre Dame & .....	L, 1-2 (2OT)
4	at #5 Indiana & .....	T, 0-0 (2OT)
10	San Jose State (P12N) .....	W, 4-1
16	Harvard (P12N) .....	W, 3-1
18	Omaha .....	W, 4-0
23	at San Francisco .....	L, 1-2

#### October

2	California * (P12N) .....	W, 1-0
6	at #16 Washington * (P12N) .....	W, 1-0
9	at Oregon State * (P12N) .....	W, 1-0 (2OT)
13	#25 San Diego State * (P12N) .....	W, 3-1
16	#17 UCLA * (P12N) .....	W, 3-0
20	at San Diego State * .....	T, 1-1 (2OT)
23	at #24 UCLA * (P12N) .....	W, 3-2
27	Oregon State * (P12N) .....	5 p.m.
30	#16 Washington * (P12N) .....	5 p.m.

#### November

11	at California * (P12N) .....	1:30 p.m.
17	NCAA First Round .....	TBD
20	NCAA Second Round .....	TBD
26-27	NCAA Third Round .....	TBD

#### December

2-3	NCAA Quarterfinals .....	TBD
9	College Cup Semifinals .....	TBD
11	College Cup Championship .....	TBD

\* - Pac-12 game; Home games in Bold;

& - adidas/IU Credit Union Classic

All times Pacific and subject to change;

# - Indicates national ranking (NSCAA)

P12N - Game televised on Pac-12 Networks

### PAC-12 STANDINGS

SCHOOL	TP	PAC-12	PCT.	OVERALL	PCT.
Stanford	19	6-0-1	.929	9-2-4	.733
SDSU	11	3-2-2	.571	8-3-4	.667
Washington	9	3-2-0	.600	10-4-0	.714
UCLA	9	3-4-0	.429	7-6-1	.536
California	4	1-5-1	.214	5-7-2	.429
Oregon State	2	0-3-2	.200	4-6-3	.423

Champion is determined by highest number of points (TP);

Win = 3, Tie = 1, Loss = 0

**LOOKING AHEAD** » No. 9 Stanford (9-2-4, 6-0-1 Pac-12) closes out its regular-season home schedule with a chance to clinch its third consecutive Pac-12 title when it hosts Oregon State (4-6-3, 0-3-2 Pac-12) at 5 p.m. on Thursday, Oct. 27 and No. 16 Washington (10-4-0, 3-2-0 Pac-12) at 5 p.m. on Sunday, Oct. 30. J.B. Long will handle play-by-play duties for both matches on Pac-12 Network and Pac-12 Bay Area. Kyndra de St. Aubin will add commentary against the Beavers and Aly Wagner will be in the booth providing her analysis against the Huskies.

**SENIOR DAY** » Prior to Sunday's match, the Cardinal will honor its three seniors - Adrian Alabi, Trevor Hyman and Brian Nana-Sinkam. Stanford has experienced an unprecedented level of success the past four seasons, posting a 50-14-14 overall record, including a 22-7-8 mark in the Pac-12, winning a pair of conference championships and the program's first NCAA crown.

**WHAT'S AT STAKE** » With 19 points and a 6-0-1 record, the Cardinal begins its homestand eight points clear of second-place San Diego State and 10 ahead of third-place Washington, which has two games in hand on the rest of the league. A Stanford win coupled with a Washington loss at Cal would clinch the Cardinal's third consecutive Pac-12 championship. The Huskies and Bears play at 3 p.m. Thursday afternoon in Berkeley. Two Stanford wins in its last three games would also do the trick, regardless of what happens elsewhere in the league.

**NEVER AT HOME** » The Cardinal has never captured any of its three Pac-12 championships at home. In 2001 it clinched its first conference title with a 3-1 win at Oregon State on Nov. 18. Thirteen years later on Nov. 16 it was a 3-2 victory in double overtime at Cal that returned Stanford to the top of the Pac. Last season, Stanford secured a share of the league crown with a 2-0 win at Oregon State on Oct. 31 and won it outright while on a bye when Washington and San Diego State played to a 1-1 draw on Nov. 6.

**HISTORY vs. OREGON STATE** » The Cardinal is 33-6-5 all-time against the Beavers in a series dating back to 1988, 13-1-3 in the past 17 and 8-0-1 under Jeremy Gunn. The Cardinal hasn't dropped a result to OSU since a 1-0 loss in Corvallis on Oct. 23, 2011. A Tomas Hilliard-Arce header midway through the second overtime gave Stanford a 1-0 win at Oregon State earlier this season.

**HISTORY vs. WASHINGTON** » Stanford is 18-33-5 in 56 all-time meetings with the Huskies dating back to 1974. On Oct. 6, Andrew Epstein made a monumental save early in the second half, Amir Bashti bagged the winner in the 78th minute and the Cardinal beat UW, 1-0, to secure its first win in Seattle since 2006.

**LOOKING BACK TO LAST WEEK** » Stanford went on the road and collected four points in Southern California, drawing with San Diego State on Thursday, Oct. 20 (1-1) and beating then-No. 24 UCLA on Sunday, Oct. 23 (3-2). The Cardinal's win in Westwood eliminated the Bruins from the league title chase and was the program's second consecutive victory at UCLA. Prior to last season, Stanford had never won on the road against the Bruins.

**CHAMPIONSHIP ASPIRATIONS** » Stanford, the back-to-back Pac-12 champion, is gunning to become the second program to win at least three consecutive conference titles. UCLA took the league crown for four straight seasons from 2002-05. The Cardinal went 7-1-2 in conference in 2015, setting a school record for Pac-12 wins en route to the championship. Stanford's seven-point cushion at the top of the Pac-12 table last year was the third-largest margin in conference history, only surpassed by nine-point gaps for the champions in 2011 and 2003. Stanford, 19-2-6 (.815) in league action since 2014, is 27-11-9 (.670) in Pac-12 play under Jeremy Gunn the past four-plus years.

**NEARLY PERFECT IN THE PAC-12** » The Cardinal has raced out to a 6-0-1 mark in conference play, outscoring its opponents 13-4. Stanford had never started its conference schedule better than 2-0 in records dating to 1973. The program wasn't affiliated with a conference in 1990 or 1991 and game-by-game results are unavailable for the 1975 season. Stanford is unbeaten in its last eight conference matches dating back to last season (7-0-1).





**AMERICAN FOR GOALS** » Forward Foster Langsdorf has a career-high nine goals through the first 15 games of his junior campaign, a total which leads the team, is tied for first in the Pac-12 and 20th in the nation.

**DOUBLE-DIGIT GOALS** » Jordan Morris led Stanford with 13 goals a season ago. The Cardinal has not had two players post 10+ goal campaigns in back-to-back years since 2000 and 2001. Scott Leber (13) and Corey Woolfolk (12) combined for 25 of Stanford's 68 scores in 2000 and Roger Levesque followed that up with 14 goals in 2001.

**NEW LOOK, SAME STANFORD** » A process-oriented bunch, Stanford headed into 2016 with the task of replacing five starters from a year ago, including MAC Hermann Trophy winner Jordan Morris and two-time Pac-12 Defensive Player of the Year Brandon Vincent. Those two, along with Slater Meehan, Ty Thompson and Eric Verso, accounted for 53 percent of the Cardinal's goals (23-of-43), 48 percent of its assists (23-of-48) and 52 percent of its points (69-of-134) last season.

**GREAT UNDER GUNN** » One of four coaches to win NCAA titles in both Division I and Division II, Jeremy Gunn's teams are 59-22-15 (.693) in his four-plus seasons on The Farm, including 40-7-10 (.789) since 2014. He is one of only three coaches in program history to lead Stanford to three straight seasons of 10 or more wins along with Bobby Clark (1996-2000) and Nelson Lodge (1978-83). In guiding the Cardinal to consecutive conference championships, Gunn was awarded Pac-12 Coach of the Year and NSCAA Far West Region Coach of the Year honors in both 2014 and 2015. He owns a career record of 246-83-46 (.717) in 17+ seasons, a mark which makes him the third winningest active coach at the Division I level (by percentage).

**SKUNDRICH SCORES** » Junior co-captain Drew Skundrich has tallied the first four goals of his career this season and is second on the team in both goals and points (10). Skundrich has been able to up his offense with a move to the central midfield, the position at which he was recruited coming out of Lancaster, Pa. He was a stalwart right back during Stanford's championship run in 2015, starting all 23 games.

**SCORE TWICE AND WIN** » Stanford has scored two or more goals in 49 of Jeremy Gunn's 96 matches as Stanford's head coach and is 43-0-6 in those games. The Cardinal hasn't lost when scoring at least two goals since Nov. 11, 2010, when it fell 3-2 at Cal.

**STANFORD UNDER GUNN**

	<i>All-Time</i>	<i>2016</i>
record	59-22-15	9-2-4
plays at home	34-8-9	6-0-2
plays on the road	24-12-5	3-1-2
plays at a neutral site	1-2-1	0-1-0
scores one goal	17-12-5	3-2-1
scores two goals	22-0-4	0-0-1
scores 3+	21-0-2	6-0-0
shuts out its opponent	33-0-4	5-0-2
allows one goal	23-5-5	3-0-1
allows two goals	4-14-4	1-2-1
allows 3+	0-3-2	0-0-0
goes to overtime	13-5-15	1-1-4
in in a one goal game	32-14-0	4-2-0
in Pac-12 home games	14-4-5	3-0-0
in Pac-12 road games	13-7-4	3-0-1

**CAREER NUMBERS**

<i>Player</i>	<i>G</i>	<i>A</i>	<i>Pts</i>
Corey Baird	9	22	40
Foster Langsdorf	17	5	39
Tomas Hilliard-Arce	8	1	17
Drew Skundrich	4	7	15
Amir Bashti	5	4	14
Sam Werner	3	4	10
Tanner Beason	3	2	8
Adam Mosharrafa	3	1	7
Bryce Marion	1	4	6
Brian Nana-Sinkam	1	2	4
Adrian Alabi	0	2	2
Jared Gilbey	0	2	2
Derek Waldeck	1	0	2

**STATISTICAL LEADERS**

<b>##</b>	<b>POINTS</b>	<b>GP</b>	<b>G</b>	<b>A</b>	<b>Pts</b>	<b>Shots</b>	<b>##</b>	<b>SHOTS</b>	<b>GP</b>	<b>G</b>	<b>A</b>	<b>Sh</b>	<b>Shot%</b>
2	Langsdorf, Foster	15	9	1	19	42	2	Langsdorf, Foster	15	9	1	42	.214
12	Skundrich, Drew	15	4	2	10	30	12	Skundrich, Drew	15	4	2	30	.133
10	Baird, Corey	15	2	5	9	28	10	Baird, Corey	15	2	5	28	.071
3	Beason, Tanner	15	3	2	8	7	7	Marion, Bryce	15	1	4	25	.040
4	Hilliard-Arce, Tomas	14	3	1	7	21	23	Werner, Sam	15	1	3	24	.042
7	Marion, Bryce	15	1	4	6	25	4	Hilliard-Arce, Tomas	14	3	1	21	.143
16	Mosharrafa, Adam	15	2	1	5	7	11	Bashti, Amir	15	1	2	13	.077
23	Werner, Sam	15	1	3	5	24	15	Gilbey, Jared	14	0	2	13	.000
11	Bashti, Amir	15	1	2	4	13	29	Waldeck, Derek	15	1	0	10	.100
29	Waldeck, Derek	15	1	0	2	10	3	Beason, Tanner	15	3	2	7	.429

<b>##</b>	<b>GOALS</b>	<b>GP</b>	<b>G</b>	<b>A</b>	<b>Pts</b>	<b>Shots</b>	<b>##</b>	<b>SHOTS ON GOAL</b>	<b>GP</b>	<b>G</b>	<b>A</b>	<b>Sh</b>	<b>SOG</b>	<b>SOG%</b>
2	Langsdorf, Foster	15	9	1	19	42	2	Langsdorf, Foster	15	9	1	42	25	.595
12	Skundrich, Drew	15	4	2	10	30	4	Hilliard-Arce, T.	14	3	1	21	15	.714
4	Hilliard-Arce, Tomas	14	3	1	7	21	12	Skundrich, Drew	15	4	2	30	13	.433
3	Beason, Tanner	15	3	2	8	7	10	Baird, Corey	15	2	5	28	10	.357
10	Baird, Corey	15	2	5	9	28	11	Bashti, Amir	15	1	2	13	10	.769
16	Mosharrafa, Adam	15	2	1	5	7	7	Marion, Bryce	15	1	4	25	7	.280
29	Waldeck, Derek	15	1	0	2	10	23	Werner, Sam	15	1	3	24	7	.292
7	Marion, Bryce	15	1	4	6	25	15	Gilbey, Jared	14	0	2	13	4	.308
23	Werner, Sam	15	1	3	5	24	29	Waldeck, Derek	15	1	0	10	4	.400
11	Bashti, Amir	15	1	2	4	13	3	Beason, Tanner	15	3	2	7	4	.571

<b>##</b>	<b>ASSISTS</b>	<b>GP</b>	<b>G</b>	<b>A</b>	<b>Pts</b>	<b>Shots</b>	<b>##</b>	<b>GAME WINNING GOALS</b>	<b>GP</b>	<b>GWG</b>
10	Baird, Corey	15	2	5	9	28	2	Langsdorf, Foster	15	3
7	Marion, Bryce	15	1	4	6	25	4	Hilliard-Arce, Tomas	14	2
23	Werner, Sam	15	1	3	5	24	16	Mosharrafa, Adam	15	1
11	Bashti, Amir	15	1	2	4	13	11	Bashti, Amir	15	1
12	Skundrich, Drew	15	4	2	10	30	23	Werner, Sam	15	1
15	Gilbey, Jared	14	0	2	2	13	10	Baird, Corey	15	1
3	Beason, Tanner	15	3	2	8	7				
8	Nana-Sinkam, Brian	15	0	2	2	1				
16	Mosharrafa, Adam	15	2	1	5	7				
17	Alabi, Adrian	15	0	1	1	6				

**NSCAA RANKINGS**

<i>Rk.</i>	<i>Team</i>	<i>Points</i>
1	Maryland (24)	600
2	Wake Forest	572
3	North Carolina	526
4	Denver	518
5	Clemson	480
6	Syracuse	466
7	Louisville	430
8	Charlotte	423
<b>9</b>	<b>Stanford</b>	<b>399</b>
10	Indiana	350
11	Loyola Chicago	332
12	Notre Dame	315
13	Michigan State	265
14	Kentucky	264
15	Butler	264
16	Washington	253
17	Virginia	248
18	Creighton	207
19	UMass Lowell	166
20	Florida Gulf Coast	154
21	Utah Valley	146
22	San Diego State	121
23	Virginia Tech	54
24	Wisconsin	52
25	South Carolina	26



**STARTING XI**

8/13 SAC STATE	8/17 CAL POLY	8/26 PENN STATE	8/28 SAINT MARY'S	9/2 NOTRE DAME	9/4 INDIANA
Epstein	Epstein	Epstein	Epstein	Epstein	Epstein
Beason	Beason	Beason	Beason	Kahl	Beason
Hilliard-Arce	Hilliard-Arce	Hilliard-Arce	Hilliard-Arce	Beason	Hilliard-Arce
Nana-Sinkham	Nana-Sinkham	Nana-Sinkham	Nana-Sinkham	Nana-Sinkham	Nana-Sinkham
Kahl	Mosharrafa	Mosharrafa	Kahl	Mosharrafa	Mosharrafa
Hyman	Hyman	Werner	Waldeck	Werner	Werner
Baird	Baird	Baird	Hyatt	Baird	Baird
Skundrich	Skundrich	Skundrich	Skundrich	Skundrich	Skundrich
Marion	Marion	Marion	Marion	Marion	Marion
Bashti	Bashti	Bashti	Alabi	Bashti	Bashti
Langsdorf	Langsdorf	Langsdorf	Baird	Langsdorf	Langsdorf
9/10 SJSU	9/16 HARVARD	9/18 OMAHA	9/23 USF	10/2 CAL	10/6 WASHINGTON
Epstein	Epstein	Epstein	Epstein	Epstein	Epstein
Beason	Beason	Beason	Beason	Beason	Beason
Hilliard-Arce	Hilliard-Arce	Hilliard-Arce	Hilliard-Arce	Hilliard-Arce	Hilliard-Arce
Nana-Sinkham	Nana-Sinkham	Nana-Sinkham	Nana-Sinkham	Nana-Sinkham	Nana-Sinkham
Mosharrafa	Mosharrafa	Mosharrafa	Mosharrafa	Mosharrafa	Mosharrafa
Werner	Werner	Werner	Werner	Waldeck	Waldeck
Gilbey	Gilbey	Gilbey	Gilbey	Gilbey	Gilbey
Skundrich	Skundrich	Skundrich	Skundrich	Skundrich	Skundrich
Marion	Marion	Marion	Marion	Marion	Marion
Baird	Baird	Baird	Baird	Baird	Baird
Langsdorf	Langsdorf	Langsdorf	Langsdorf	Langsdorf	Langsdorf
10/9 OREGON STATE	10/13 SDSU	10/16 UCLA	10/20 SDSU	10/23 UCLA	
Epstein	Epstein	Epstein	Epstein	Epstein	
Beason	Beason	Beason	Beason	Beason	
Hilliard-Arce	Hilliard-Arce	Hilliard-Arce	Hilliard-Arce	Hilliard-Arce	
Nana-Sinkham	Nana-Sinkham	Nana-Sinkham	Nana-Sinkham	Nana-Sinkham	
Mosharrafa	Mosharrafa	Mosharrafa	Mosharrafa	Mosharrafa	
Waldeck	Waldeck	Waldeck	Waldeck	Waldeck	
Gilbey	Gilbey	Gilbey	Gilbey	Gilbey	
Skundrich	Skundrich	Skundrich	Skundrich	Skundrich	
Marion	Marion	Marion	Marion	Marion	
Baird	Baird	Baird	Baird	Baird	
Langsdorf	Langsdorf	Langsdorf	Langsdorf	Langsdorf	



**STANFORD STATISTICS** RECORD: 9-2-4, PAC-12: 6-0-1, HOME: 6-0-2, ROAD: 3-1-2, NEUTRAL: 0-1-0

NO	NAME	GP-GS	G	A	PTS	SH	SHOT%	SOG	SOG%	GW	PK-ATT
2	Langsdorf, Foster	15-14	9	1	19	42	.214	25	.595	3	1-1
12	Skundrich, Drew	15-15	4	2	10	30	.133	13	.433	0	0-0
10	Baird, Corey	15-15	2	5	9	28	.071	10	.357	1	0-0
3	Beason, Tanner	15-15	3	2	8	7	.429	4	.571	0	1-1
4	Hilliard-Arce, Tomas	14-14	3	1	7	21	.143	15	.714	2	0-0
7	Marion, Bryce	15-15	1	4	6	25	.040	7	.280	0	0-0
16	Mosharrafa, Adam	15-14	2	1	5	7	.286	2	.286	1	0-0
23	Werner, Sam	15-7	1	3	5	24	.042	7	.292	1	0-0
11	Bashti, Amir	15-3	1	2	4	13	.077	10	.769	1	0-0
29	Waldeck, Derek	15-8	1	0	2	10	.100	4	.400	0	0-0
15	Gilbey, Jared	14-11	0	2	2	13	.000	4	.308	0	0-0
8	Nana-Sinkam, Brian	15-15	0	2	2	1	.000	0	.000	0	0-0
17	Alabi, Adrian	15-1	0	1	1	6	.000	4	.667	0	0-0
5	Hyatt, Colin	7-1	0	0	0	3	.000	0	.000	0	0-0
6	Hyman, Trevor	9-0	0	0	0	2	.000	1	.500	0	0-0
21	Liberty, Collin	3-0	0	0	0	0	.000	0	.000	0	0-0
14	Kahl, Justin	11-2	0	0	0	0	.000	0	.000	0	0-0
<b>Total</b>		<b>15</b>	<b>28</b>	<b>26</b>	<b>82</b>	<b>232</b>	<b>.121</b>	<b>107</b>	<b>.461</b>	<b>9</b>	<b>2-2</b>
<b>Opponents</b>		<b>15</b>	<b>12</b>	<b>12</b>	<b>36</b>	<b>138</b>	<b>.087</b>	<b>51</b>	<b>.370</b>	<b>2</b>	<b>1-1</b>

GOALS BY PERIOD		1st	2nd	OT	OT2	Total
Stanford		10	17	0	1	28
Opponents		4	7	0	1	12

SHOTS BY PERIOD		1st	2nd	OT	OT2	Total
Stanford		100	119	7	6	232
Opponents		58	68	6	6	138

SAVES BY PERIOD		1st	2nd	OT	OT2	Total
Stanford		13	20	5	1	39
Opponents		36	39	2	2	79

CORNERS		1st	2nd	OT	OT2	Total
Stanford		33	44	3	5	85
Opponents		29	17	3	1	50

FOULS BY PERIOD		1st	2nd	OT	OT2	Total
Stanford		98	104	10	7	219
Opponents		71	80	11	8	170

NO	NAME	GP-GS	MINS	GA	AVG	SAVES	PCT	W	L	T	SHO
30	Corti, Nico	2-0	20:36	0	0.00	0	.000	0	0	0	0/1
1	Epstein, Andrew	15-15	1437:11	12	0.75	38	.760	9	2	4	6/1
TM	TEAM		0:00	0	0.00	1	1.000	0	0	0	1/0
<b>Total</b>		<b>15</b>	<b>1457:47</b>	<b>12</b>	<b>0.74</b>	<b>39</b>	<b>.765</b>	<b>9</b>	<b>2</b>	<b>4</b>	<b>7</b>
<b>Opponents</b>		<b>15</b>	<b>1457:47</b>	<b>28</b>	<b>1.73</b>	<b>79</b>	<b>.738</b>	<b>2</b>	<b>9</b>	<b>4</b>	<b>2</b>

ATTENDANCE SUMMARY		STAN	OPP
Total		8192	11297
Dates/Avg Per Date		8/1024	6/1883
Neutral Site #/Avg		1/4007	

DATE	OPPONENT	RESULT	SCORE	OVERALL	CONF	ATT.	GOALS SCORED
Aug. 26	PENN STATE	T	0-0 (2OT)	0-0-1	0-0-0	777	--
Aug. 28	SAINT MARY'S	T	2-2 (2OT)	0-0-2	0-0-0	596	Foster Langsdorf (Marion) Drew Skundrich (Beason)
Sept. 2	vs. #4 Notre Dame	L	1-2 (2OT)	0-1-2	0-0-0	4007	Drew Skundrich (Beason)
Sept. 4	at #5 Indiana	T	0-0 (2OT)	0-1-3	0-0-0	4081	--
Sept. 10	SAN JOSE STATE	W	4-1	1-1-3	0-0-0	914	Corey Baird (Marion) Adam Mosharrafa (unassisted) F. Langsdorf (Hilliard-Arce, Mosharrafa) Drew Skundrich (Bashti)
Sept. 16	HARVARD	W	3-1	2-1-3	0-0-0	2103	Tanner Beason (penalty kick) Foster Langsdorf (unassisted) Foster Langsdorf (penalty kick)
Sept. 18	OMAHA	W	4-0	3-1-3	0-0-0	542	Corey Baird (Langsdorf, Nana-Sinkam) Tanner Beason (unassisted) Foster Langsdorf (Marion) Foster Langsdorf (Skundrich)
Sept. 23	at San Francisco	L	1-2	3-2-3	0-0-0	1900	Team (own goal)
Oct. 2	CALIFORNIA *	W	1-0	4-2-3	1-0-0	1374	Foster Langsdorf (Gilbey, Nana-Sinkam)
Oct. 6	at #16 Washington *	W	1-0	5-2-3	2-0-0	1198	Amir Bashti (Werner)
Oct. 9	at Oregon State *	W	1-0	6-2-3	3-0-0	424	Tomas Hilliard-Arce (Werner)
Oct. 13	#25 SAN DIEGO STATE *	W	3-1	7-2-3	4-0-0	624	Foster Langsdorf (Baird) Tomas Hilliard-Arce (Baird) Derek Waldeck (Bashti) Sam Werner (Baird)
Oct. 16	#17 UCLA *	W	3-0	8-2-3	5-0-0	1262	Tanner Beason (unassisted) Adam Mosharrafa (unassisted)
Oct. 20	at San Diego State *	T	1-1 (2OT)	8-2-4	5-0-1	579	Bryce Marion (Baird, Alabi)
Oct. 23	at #24 UCLA *	W	3-2	9-2-4	6-0-1	3115	Drew Skundrich (Marion, Werner) Tomas Hilliard-Arce (Gilbey) Foster Langsdorf (Baird, Skundrich)



## SEASON/CAREER STATS

**2016 Stanford Men's Soccer**  
**Stanford Individual Season/Career Statistics (as of Oct 23, 2016)**  
**All games**

		SEASON								CAREER							
##	Player	gp-gs	g	a	pts	sh	sh%	gw	pk-att	gp-gs	g	a	pts	sh	sh%	gw	pk-att
2	Langsdorf, Foster	15-14	9	1	19	42	.214	3	1-1	• 51-38	17	5	39	103	.165	7	1-1
12	Skundrich, Drew	15-15	4	2	10	30	.133	0	0-0	• 51-38	4	7	15	42	.095	0	0-0
10	Baird, Corey	15-15	2	5	9	28	.071	1	0-0	• 57-52	9	22	40	87	.103	4	0-0
3	Beason, Tanner	15-15	3	2	8	7	.429	0	1-1	• 15-15	3	2	8	7	.429	0	1-1
4	Hilliard-Arce, Tomas	14-14	3	1	7	21	.143	2	0-0	• 56-56	8	1	17	55	.145	3	0-0
7	Marion, Bryce	15-15	1	4	6	25	.040	0	0-0	• 24-15	1	4	6	26	.038	0	0-0
16	Mosharrafa, Adam	15-14	2	1	5	7	.286	1	0-0	• 33-15	3	1	7	10	.300	1	0-0
23	Werner, Sam	15-7	1	3	5	24	.042	1	0-0	• 36-14	3	4	10	38	.079	2	0-0
11	Bashti, Amir	15-3	1	2	4	13	.077	1	0-0	• 36-4	5	4	14	37	.135	3	0-0
29	Waldeck, Derek	15-8	1	0	2	10	.100	0	0-0	• 15-8	1	0	2	10	.100	0	0-0
15	Gilbey, Jared	14-11	0	2	2	13	.000	0	0-0	• 14-11	0	2	2	13	.000	0	0-0
8	Nana-Sinkam, Brian	15-15	0	2	2	1	.000	0	0-0	• 64-60	1	2	4	19	.053	0	0-0
17	Alabi, Adrian	15-1	0	1	1	6	.000	0	0-0	• 30-1	0	2	2	14	.000	0	0-0
5	Hyatt, Colin	7-1	0	0	0	3	.000	0	0-0	• 7-1	0	0	0	3	.000	0	0-0
6	Hyman, Trevor	9-0	0	0	0	2	.000	0	0-0	• 21-0	0	0	0	2	.000	0	0-0
21	Liberty, Collin	3-0	0	0	0	0	.000	0	0-0	• 6-0	0	0	0	0	.000	0	0-0
14	Kahl, Justin	11-2	0	0	0	0	.000	0	0-0	• 16-2	0	0	0	1	.000	0	0-0
Total		144	28	26	82	232	.121	9	2-2								
Opponents		144	12	12	36	138	.087	2	1-1								

##	Goalie	gp-gs	minutes	ga	gaavg	saves	pct	w	l	t	sho
30	Corti, Nico	2-0	20:36	0	0.00	0	.000	0	0	0	0
Career totals		9-0	62:20	0	0.00	1	1.000	0	0	0	0
1	Epstein, Andrew	15-15	1437:11	12	0.75	38	.760	9	2	4	6
Career totals		57-57	5360:36	44	0.74	152	.776	40	7	10	19
Total		15	1457:47	12	0.74	39	.765	9	2	4	7
Opponents		15	1457:47	28	1.73	79	.738	2	9	4	2



**Stanford 5, Sacramento State 0 (EX)**

August 13, 2016 • Stanford, Calif.

	<u>1</u>	<u>2</u>	<u>F</u>
Sac State	0	0	0
Stanford	4	1	5

**Scoring Summary**

STAN - Langsdorf (Skundrich), 14:25  
 STAN - Hyman (Langsdorf, Baird), 26:49  
 STAN - Baird (unassisted), 29:38  
 STAN - Langsdorf (unassisted), 32:23  
 STAN - Gilbey (Waldeck), 72:51

	<u>STAN</u>	<u>SAC</u>
Shots	15	6
Saves	3	5
Corner Kicks	7	3
Fouls	12	8
Offsides	7	0

**Stanford 2, Cal Poly 1 (EX)**

August 17, 2016 • San Luis Obispo, Calif.

	<u>1</u>	<u>2</u>	<u>F</u>
Stanford	0	2	2
Cal Poly	0	1	1

**Scoring Summary**

STAN - Beason (Werner, Skundrich), 62:26  
 CP - Olsen (unassisted), 65:04  
 STAN - Langsdorf (Hilliard-Arce), 89:51

	<u>STAN</u>	<u>CP</u>
Shots	10	5
Saves	1	4
Corner Kicks	4	0
Fouls	10	13
Offsides	2	2

**Stanford 0, Penn State 0 (2OT)**

August 26, 2016 • Stanford, Calif.

	<u>1</u>	<u>2</u>	<u>OT</u>	<u>OT2</u>	<u>F</u>
Penn State	0	0	0	0	0
Stanford	0	0	0	0	0

	<u>STAN</u>	<u>PSU</u>
Shots	17	8
Saves	1	6
Corner Kicks	2	2
Fouls	18	14
Offsides	3	0

Attendance..... 777  
 Stanford Record..... 0-0-1

**Stanford 2, Saint Mary's 2 (2OT)**

August 28, 2016 • Stanford, Calif.

	<u>1</u>	<u>2</u>	<u>OT</u>	<u>OT2</u>	<u>F</u>
Saint Mary's	1	1	0	0	2
Stanford	0	2	0	0	2

**Scoring Summary**

SMC - Mirner (Dougherty), 42:23  
 SMC - Dougherty (Svehlik), 45:34  
 STAN - Langsdorf (Marion), 77:50  
 STAN - Skundrich (Beason), 80:37

	<u>STAN</u>	<u>SMC</u>
Shots	27	11
Saves	2	7
Corner Kicks	11	1
Fouls	20	15
Offsides	2	1

Attendance..... 596  
 Stanford Record..... 0-0-2

**Notre Dame 2, Stanford 1 (2OT)**

September 2, 2016 • Bloomington, Ind.

	<u>1</u>	<u>2</u>	<u>OT</u>	<u>OT2</u>	<u>F</u>
Stanford	1	0	0	0	1
Notre Dame	0	1	0	1	2

**Scoring Summary**

STAN - Skundrich (Beason), 41:23  
 ND - Gallagher (Farina), 85:39  
 ND - Aubrey (unassisted), 103:47

	<u>STAN</u>	<u>ND</u>
Shots	9	16
Saves	6	3
Corner Kicks	3	6
Fouls	10	13
Offsides	0	1

Attendance..... 4007  
 Stanford Record..... 0-1-2

**Stanford 0, Indiana 0 (2OT)**

September 4, 2016 • Bloomington, Ind.

	<u>1</u>	<u>2</u>	<u>OT</u>	<u>OT2</u>	<u>F</u>
Stanford	0	0	0	0	0
Indiana	0	0	0	0	0

	<u>STAN</u>	<u>IU</u>
Shots	6	5
Saves	2	4
Corner Kicks	9	5
Fouls	18	5
Offsides	5	0

Attendance..... 4081  
 Stanford Record..... 0-1-3

**Stanford 4, San Jose State 1**

September 10, 2016 • Stanford, Calif.

	<u>1</u>	<u>2</u>	<u>F</u>
San Jose State	0	1	1
Stanford	1	3	4

**Scoring Summary**

STAN - Baird (Marion), 31:54  
 SJSU - Romero (Colunga), 51:11  
 STAN - Mosharrafa (unassisted), 66:08  
 STAN - Langsdorf (Hilliard-Arce, Mosharrafa), 67:07  
 STAN - Skundrich (Bashti), 83:18

	<u>STAN</u>	<u>SJSU</u>
Shots	13	7
Saves	0	6
Corner Kicks	5	4
Fouls	10	9
Offsides	3	1

Attendance..... 914  
 Stanford Record..... 1-1-3

**Stanford 3, Harvard 1**

September 16, 2016 • Stanford, Calif.

	<u>1</u>	<u>2</u>	<u>F</u>
Harvard	0	1	1
Stanford	3	0	3

**Scoring Summary**

STAN - Beason (penalty kick), 0:31  
 STAN - Langsdorf (unassisted), 5:37  
 STAN - Langsdorf (penalty kick), 8:25  
 HARV - Freeman (penalty kick), 79:12

	<u>STAN</u>	<u>HARV</u>
Shots	21	7
Saves	2	6
Corner Kicks	2	3
Fouls	19	12
Offsides	3	2

Attendance..... 2103  
 Stanford Record..... 2-1-3



**Stanford 4, Omaha 0**

September 18, 2016 • Stanford, Calif.

	<u>1</u>	<u>2</u>	<u>F</u>
Omaha	0	0	0
Stanford	2	2	4

**Scoring Summary**

STAN - Baird (Langsdorf, Nana-Sinkam), 27:54  
 STAN - Beason (unassisted), 44:10  
 STAN - Langsdorf (Marion), 56:19  
 STAN - Langsdorf (Skundrich), 69:51

	<u>STAN</u>	<u>OMAHA</u>
Shots	21	2
Saves	1	7
Corner Kicks	2	1
Fouls	17	12
Offsides	4	3

Attendance.....542  
 Stanford Record.....3-1-3

**San Francisco 2, Stanford 1**

September 23, 2016 • San Francisco, Calif.

	<u>1</u>	<u>2</u>	<u>F</u>
Stanford	0	1	1
San Francisco	1	1	2

**Scoring Summary**

USF - Ruiz (Ramos), 36:50  
 USF - Garrett (Ramos, Lombardi), 55:52  
 STAN - Team (own goal), 85:09

	<u>STAN</u>	<u>USF</u>
Shots	8	14
Saves	2	6
Corner Kicks	5	5
Fouls	8	13
Offsides	3	0

Attendance.....1900  
 Stanford Record.....3-2-3

**Stanford 1, California 0**

October 2, 2016 • Stanford, Calif.

	<u>1</u>	<u>2</u>	<u>F</u>
California	0	0	0
Stanford	0	1	1

**Scoring Summary**

STAN - Langsdorf (Gilbey, Nana-Sinkam), 46:48

	<u>STAN</u>	<u>CAL</u>
Shots	18	13
Saves	4	6
Corner Kicks	4	2
Fouls	14	16
Offsides	4	2

Attendance.....1374  
 Stanford Record.....4-2-3, 1-0-0

**Stanford 1, Washington 0**

October 6, 2016 • Seattle, Wash.

	<u>1</u>	<u>2</u>	<u>F</u>
Stanford	0	1	1
Washington	0	0	0

**Scoring Summary**

STAN - Bashti (Werner), 77:01

	<u>STAN</u>	<u>WASH</u>
Shots	4	6
Saves	1	1
Corner Kicks	1	7
Fouls	11	8
Offsides	1	1

Attendance.....1198  
 Stanford Record.....5-2-3, 2-0-0

**Stanford 1, Oregon State 0 (2OT)**

October 9, 2016 • Corvallis, Ore.

	<u>1</u>	<u>2</u>	<u>OT</u>	<u>OT2</u>	<u>F</u>
Stanford	0	0	0	1	1
Oregon State	0	0	0	0	0

**Scoring Summary**

STAN - Hilliard-Arce (Werner), 104:01

	<u>STAN</u>	<u>OSU</u>
Shots	15	6
Saves	3	5
Corner Kicks	11	2
Fouls	15	19
Offsides	5	1

Attendance.....424  
 Stanford Record.....6-2-3, 3-0-0

**Stanford 3, San Diego State 1**

October 13, 2016 • Stanford, Calif.

	<u>1</u>	<u>2</u>	<u>F</u>
San Diego State	0	1	1
Stanford	1	2	3

**Scoring Summary**

STAN - Langsdorf (Baird), 6:50  
 STAN - Hilliard-Arce (Baird), 64:20  
 SDSU - Pelaez (unassisted), 75:27  
 STAN - Waldeck (Bashti), 76:36

	<u>STAN</u>	<u>SDSU</u>
Shots	14	12
Saves	3	5
Corner Kicks	9	5
Fouls	15	5
Offsides	0	2

Attendance.....624  
 Stanford Record.....7-2-3, 4-0-0

**Stanford 3, UCLA 0**

October 16, 2016 • Stanford, Calif.

	<u>1</u>	<u>2</u>	<u>F</u>
UCLA	0	0	0
Stanford	0	3	3

**Scoring Summary**

STAN - Werner (Baird), 65:55  
 STAN - Beason (unassisted), 75:31  
 STAN - Mosharrafa (unassisted), 79:44

	<u>STAN</u>	<u>UCLA</u>
Shots	20	11
Saves	3	8
Corner Kicks	6	3
Fouls	16	9
Offsides	1	0

Attendance.....1262  
 Stanford Record.....8-2-3, 5-0-0

**Stanford 1, San Diego State 1 (2OT)**

October 20, 2016 • San Diego, Calif.

	<u>1</u>	<u>2</u>	<u>OT</u>	<u>OT2</u>	<u>F</u>
Stanford	0	1	0	0	1
San Diego State	1	0	0	0	1

**Scoring Summary**

SDSU - Macias (Adams, Callahan), 18:26  
 STAN - Marion (Baird, Alabi), 60:46

	<u>STAN</u>	<u>SDSU</u>
Shots	15	10
Saves	4	7
Corner Kicks	8	3
Fouls	17	10
Offsides	6	0

Attendance.....579  
 Stanford Record.....8-2-4, 5-0-1





**Stanford 3, UCLA 2***October 23, 2016 • Los Angeles, Calif.*

	<u>1</u>	<u>2</u>	<u>F</u>
Stanford	2	1	3
UCLA	1	1	2

**Scoring Summary**

UCLA - Vobejda (Iloski, Hernandez), 20:15

STAN - Skundrich (Marion, Werner), 40:24

STAN - Hilliard-Arce (Gilbey), 41:36

UCLA - Iloski (Adekoya), 59:30

STAN - Langsdorf (Baird, Skundrich), 65:28

	<u>STAN</u>	<u>UCLA</u>
Shots	14	10
Saves	1	6
Corner Kicks	7	1
Fouls	11	10
Offsides	2	1

Attendance..... 3115


Stanford Record.....9-2-4, 6-0-1



# TV/RADIO ROSTER



#1 • ANDREW EPSTEIN  
GK • 6-0 • RS JR  
FORT COLLINS, COLO.  
POUDRE



#2 • FOSTER LANGSDORF  
F • 5-10 • JR  
VANCOUVER, WASH.  
MOUNTAIN VIEW



#3 • TANNER BEASON  
D • 6-0 • RS FR  
WINSTON-SALEM, N.C.  
FORSYTH COUNTRY DAY



#4 • TOMAS HILLIARD-ARCE  
D • 6-1 • JR  
MATTHEWS, N.C.  
PROVIDENCE DAY SCHOOL



#5 • COLIN HYATT  
MF • 6-4 • RS FR  
SANTA BARBARA, CALIF.  
SANTA BARBARA



#6 • TREVOR HYMAN  
MF • 5-10 • SR  
IRVINE, CALIF.  
VISTA GRANDE



#7 • BRYCE MARION  
MF • 5-8 • JR  
CYPRESS, TEXAS  
CY RANCH



#8 • BRIAN NANA-SINKAM  
D • 6-0 • SR  
LITITZ, PA.  
MANHEIM TOWNSHIP



#10 • COREY BAIRD  
F • 6-0 • JR  
ESCONDIDO, CALIF.  
VISTA GRANDE




#11 • AMIR BASHTI  
F • 5-9 • SO  
CUPERTINO, CALIF.  
MONTA VISTA




#12 • DREW SKUNDRICH  
MF • 5-11 • JR  
LANCASTER, PA.  
HEMPFIELD



#14 • JUSTIN KAHL  
D • 6-0 • SO  
CHARLOTTE, N.C.  
PROVIDENCE DAY



#15 • JARED GILBEY  
MF • 5-8 • FR  
NEW YORK, N.Y.  
NYC LAB SCHOOL




#16 • ADAM MOSHARRAFA  
D • 6-2 • RS SO  
PARADISE VALLEY, ARIZ.  
BROPHY



#17 • ADRIAN ALABI  
F • 5-11 • RS SR  
SNELLVILLE, GA.  
BROOKWOOD



#18 • MARC JOSHUA  
MF • 5-11 • FR  
MENLO PARK, CALIF.  
INTERNATIONAL



#19 • KYLE CASEY  
MF • 5-7 • FR  
FAIRFIELD, CONN.  
FAIRFIELD WARDE



#20 • CHARLIE FURRER  
GK • 6-2 • RS FR  
GEORGETOWN, TEXAS  
LONE STAR



#21 • COLLIN LIBERTY  
D • 6-0 • RS SO  
VAN NUYS, CALIF.  
CLEVELAND



#22 • QUENTIN CHI  
MF • 5-10 • FR  
SEATTLE, WASH.  
LAKESIDE SCHOOL



#23 • SAM WERNER  
MF • 5-10 • RS SO  
BOZEMAN, MONT.  
BOZEMAN



#29 • DEREK WALDECK  
MF • 5-8 • FR  
NEWHALL, CALIF.  
HART



#30 • NICO CORTI  
GK • 6-2 • RS JR  
WESTLAKE VILLAGE, CALIF.  
AGOURA



JEREMY GUNN  
HEAD COACH



NICK KIRCHHOF  
ASSISTANT COACH



OIGE KENNEDY  
ASSISTANT COACH



CHARLES RODRIGUEZ  
VOLUNTEER ASSISTANT

