







Stanford Intern. Collegiate Open 2020

Team Results

Feb 29, 2020

Rank	Gym	Team	Score						
1	Japan	*	417.200	73.400 1	68.850 1	64.950 2	72.600 1	68.300 1	69.100 1
2	Stanford	*	411.200	69.650 2	67.000 2	68.600 1	71.800 2	67.600 2	66.550 2
3	Cal	*	389.450	67.600 3	60.050 4	63.750 3	71.650 3	64.800 3	61.600 3
4	Norway	*	381.150	66.650 4	61.300 3	61.600 4	68.900 4	62.550 4	60.150 4
5	TeamTURN	*	177.350	26.800 5	49.350 5	25.250 5	0.000 5	26.900 5	49.050 5







Stanford Intern. Collegiate Open 2020

Event Results - AA

Feb 29, 2020

Page: 1
Printed: 2/29/2020 7:13 PM

Men / All Levels
Session: All

Rank	Num	Name	Gym							AA
1	138	Sofus Heggernes	Norway	13.650	13.100	13.350	14.350	12.700	13.450	80.600
2	137	Stian Skjerahaug	Norway	12.800	11.700	12.700	14.350	13.250	11.900	76.700
3	139	Theodor Gadderud	Norway	13.350	12.050	12.200	13.300	12.500	11.450	74.850
4	141	Odin Kalvo	Norway	13.700	12.250	11.550	14.100	11.200	11.950	74.750
5	140	Harald Wibye	Norway	13.150	12.200	11.800	12.800	12.900	11.400	74.250

Stanford Intern. Collegiate Open 2020

Event Results - Floor

Feb 29, 2020



Rank	Num	Name	Gym	D	Exec	ND	Score	Out
1	147	Shota Aoki	Japan	6.300	9.050	-.-	15.350	0.000
2	144	Shiga Tachibana	Japan	6.200	8.900	-.-	15.100	0.250
3	145	Ibuki Yamamoto	Japan	6.000	8.700	-0.1	14.600	0.750
4	113	Bailey Perez	Stanford	5.900	8.650	-.-	14.550	0.800
5	101	Andrew Bitner	Stanford	5.500	8.750	-.-	14.250	1.100
6T	108	Connor Lewis	Stanford	5.600	8.600	-.-	14.200	1.150
6T	146	Hiroki Yamazaki	Japan	5.900	8.300	-.-	14.200	1.150
8	143	Takumi Shida	Japan	5.400	8.750	-.-	14.150	1.200
9	121	Blake Wilson	Stanford	5.600	8.450	-.-	14.050	1.300
10	129	Yu-Chen Lee	Cal	4.900	8.950	-.-	13.850	1.500
11	135	Jonathan Wang	Cal	5.100	8.700	-.-	13.800	1.550
12	123	Kyte Crigger	Cal	5.100	8.650	-.-	13.750	1.600
13	141	Odin Kalvo	Norway	5.300	8.400	-.-	13.700	1.650
14	138	Sofus Heggernes	Norway	5.400	8.250	-.-	13.650	1.700
15T	111	Zach Martin	Stanford	5.200	8.400	-.-	13.600	1.750
15T	118	Ben Swartout	Stanford	5.500	8.100	-.-	13.600	1.750
17	152	Rubin Lopez	TeamTURN	5.100	8.400	-.-	13.500	1.850
18	139	Theodor Gadderud	Norway	5.700	7.650	-.-	13.350	2.000
19	156	Aaron Mah	TeamTURN	5.100	8.200	-.-	13.300	2.050
20	131	Caleb Rickard	Cal	5.000	8.200	-.-	13.200	2.150
21	140	Harald Wibye	Norway	5.200	7.950	-.-	13.150	2.200
22	109	Riley Loos	Stanford	5.600	7.450	-.-	13.050	2.300
23	133	Kyle Shuttle	Cal	5.500	7.500	-.-	13.000	2.350
24	137	Stian Skjerahaug	Norway	5.500	7.500	-0.2	12.800	2.550
25	103	J.R. Chou	Stanford	0.000	0.000	-.-	0.000	15.350

Stanford Intern. Collegiate Open 2020

Event Results - H Bar

Feb 29, 2020

Page: 1

Printed: 2/29/2020 7:13 PM

Men / All Levels

Session: All



Rank	Num	Name	Gym	D	Exec	ND	Score	Out
1	147	Shota Aoki	Japan	5.500	8.650	--	14.150	0.000
2	148	Kakuto Murayama	Japan	5.400	8.500	--	13.900	0.250
3	103	J.R. Chou	Stanford	5.300	8.550	--	13.850	0.300
4	144	Shiga Tachibana	Japan	5.600	8.200	--	13.800	0.350
5	150	Shigeto Suzuki	Japan	5.500	8.200	--	13.700	0.450
6	105	Ian Gunther	Stanford	5.000	8.650	--	13.650	0.500
7	149	Fumiya Kitamura	Japan	6.000	7.550	--	13.550	0.600
8	138	Sofus Heggemnes	Norway	5.100	8.350	--	13.450	0.700
9	121	Blake Wilson	Stanford	5.200	8.200	--	13.400	0.750
10T	101	Andrew Bitner	Stanford	5.100	8.250	--	13.350	0.800
10T	110	Brody Malone	Stanford	6.000	7.350	--	13.350	0.800
12	106	David Jessen	Stanford	5.100	8.100	--	13.200	0.950
13T	136	Darren Wong	Cal	4.700	8.400	--	13.100	1.050
13T	155	Grant Breckenridge	TeamTURN	5.500	7.600	--	13.100	1.050
15	113	Bailey Perez	Stanford	4.700	8.300	--	13.000	1.150
16T	156	Aaron Mah	TeamTURN	4.300	8.550	--	12.850	1.300
16T	135	Jonathan Wang	Cal	4.600	8.250	--	12.850	1.300
18	122	Kyle Abe	Cal	4.600	7.800	--	12.400	1.750
19	120	Roshan Toopal	Stanford	4.600	7.700	--	12.300	1.850
20	141	Odin Kalvo	Norway	4.000	7.950	--	11.950	2.200
21	137	Stian Skjerahaug	Norway	4.500	7.400	--	11.900	2.250
22	123	Kyte Crigger	Cal	4.500	7.350	--	11.850	2.300
23	154	Akash Modi	TeamTURN	5.400	6.200	--	11.600	2.550
24	152	Rubin Lopez	TeamTURN	3.700	7.800	--	11.500	2.650
25	139	Theodor Gadderud	Norway	4.100	7.350	--	11.450	2.700
26T	134	Anton Vorona	Cal	4.000	7.400	--	11.400	2.750
26T	140	Harald Wibye	Norway	4.200	7.200	--	11.400	2.750

Stanford Intern. Collegiate Open 2020

Event Results - P Bars

Feb 29, 2020

Page: 1
 Printed: 2/29/2020 7:13 PM
 Men / All Levels
 Session: All



Rank	Num	Name	Gym	D	Exec	ND	Score	Out
1	110	Brody Malone	Stanford	5.900	8.650	--	14.550	0.000
2T	115	Curran Phillips	Stanford	6.100	8.250	--	14.350	0.200
2T	149	Fumiya Kitamura	Japan	6.200	8.150	--	14.350	0.200
4	144	Shiga Tachibana	Japan	6.200	8.100	--	14.300	0.250
5	105	Ian Gunther	Stanford	5.500	8.550	--	14.050	0.500
6	154	Akash Modi	TeamTURN	6.300	7.650	--	13.950	0.600
7	151	Minori Haruki	Japan	5.400	8.350	--	13.750	0.800
8	107	Thomas Lee	Stanford	5.800	7.750	--	13.550	1.000
9	136	Darren Wong	Cal	4.900	8.400	--	13.300	1.250
10T	129	Yu-Chen Lee	Cal	4.700	8.550	--	13.250	1.300
10T	137	Stian Skjerahaug	Norway	5.100	8.150	--	13.250	1.300
12	150	Shigeto Suzuki	Japan	6.200	7.000	--	13.200	1.350
13T	123	Kyte Crigger	Cal	4.800	8.150	--	12.950	1.600
13T	135	Jonathan Wang	Cal	4.900	8.050	--	12.950	1.600
13T	155	Grant Breckenridge	TeamTURN	5.400	7.550	--	12.950	1.600
16	140	Harald Wibye	Norway	5.100	7.800	--	12.900	1.650
17T	138	Sofus Heggemnes	Norway	4.900	7.800	--	12.700	1.850
17T	147	Shota Aoki	Japan	5.200	7.500	--	12.700	1.850
19	139	Theodor Gadderud	Norway	4.500	8.000	--	12.500	2.050
20	122	Kyle Abe	Cal	4.500	7.850	--	12.350	2.200
21	141	Odin Kalvo	Norway	4.100	7.100	--	11.200	3.350
22	117	Blake Sun	Stanford	5.500	5.600	--	11.100	3.450
23	142	Fredrik Johson	Norway	0.000	0.000	--	0.000	14.550

Stanford Intern. Collegiate Open 2020

Event Results - Pommel

Feb 29, 2020

Page: 1

Printed: 2/29/2020 7:12 PM

Men / All Levels

Session: All



Rank	Num	Name	Gym	D	Exec	ND	Score	Out
1	150	Shigeto Suzuki	Japan	6.200	8.500	--	14.700	0.000
2	154	Akash Modi	TeamTURN	5.800	8.300	--	14.100	0.600
3	105	Ian Gunther	Stanford	5.500	8.350	--	13.850	0.850
4	144	Shiga Tachibana	Japan	6.000	7.800	--	13.800	0.900
5	103	J.R. Chou	Stanford	5.400	8.350	--	13.750	0.950
6	128	Will Lavanakul	Cal	5.700	8.000	--	13.700	1.000
7T	143	Takumi Shida	Japan	5.300	8.350	--	13.650	1.050
7T	110	Brody Malone	Stanford	5.800	7.850	--	13.650	1.050
9	106	David Jessen	Stanford	5.400	8.150	--	13.550	1.150
10	148	Kakuto Murayama	Japan	5.400	8.000	--	13.400	1.300
11	149	Fumiya Kitamura	Japan	6.100	7.200	--	13.300	1.400
12	102	Brandon Briones	Stanford	5.500	7.750	--	13.250	1.450
13	138	Sofus Heggemnes	Norway	5.000	8.100	--	13.100	1.600
14	155	Grant Breckenridge	TeamTURN	5.300	7.750	--	13.050	1.650
15	133	Kyle Shuttle	Cal	4.500	8.250	--	12.750	1.950
16	116	Joey Ringer	Stanford	5.400	7.300	--	12.700	2.000
17	141	Odin Kalvo	Norway	4.100	8.150	--	12.250	2.450
18	140	Harald Wibye	Norway	4.200	8.000	--	12.200	2.500
19	156	Aaron Mah	TeamTURN	3.900	8.200	--	12.100	2.600
20	139	Theodor Gadderud	Norway	5.000	7.050	--	12.050	2.650
21	137	Stian Skjerahaug	Norway	5.700	6.000	--	11.700	3.000
22	120	Roshan Toopal	Stanford	4.800	6.850	--	11.650	3.050
23	119	Matthew Szot	Stanford	5.000	6.500	--	11.500	3.200
24	135	Jonathan Wang	Cal	4.700	6.600	--	11.300	3.400
25	134	Anton Vorona	Cal	4.000	7.200	--	11.200	3.500
26	136	Darren Wong	Cal	4.300	6.800	--	11.100	3.600
27	152	Rubin Lopez	TeamTURN	3.800	6.300	--	10.100	4.600
28	142	Fredrik Johson	Norway	4.100	5.050	--	9.150	5.550

Stanford Intern. Collegiate Open 2020

Event Results - Rings

Feb 29, 2020

Page: 1

Printed: 2/29/2020 7:13 PM

Men / All Levels

Session: All



Rank	Num	Name	Gym	D	Exec	ND	Score	Out
1T	101	Andrew Bitner	Stanford	5.100	8.700	-.-	13.800	0.000
1T	105	Ian Gunther	Stanford	5.300	8.500	-.-	13.800	0.000
1T	104	Trevor DiGerolamo	Stanford	5.500	8.300	-.-	13.800	0.000
4T	107	Thomas Lee	Stanford	5.300	8.400	-.-	13.700	0.100
4T	149	Fumiya Kitamura	Japan	5.800	7.900	-.-	13.700	0.100
6T	112	Christopher Osgood	Stanford	5.300	8.200	-.-	13.500	0.300
6T	143	Takumi Shida	Japan	5.500	8.000	-.-	13.500	0.300
8T	138	Sofus Heggernes	Norway	4.600	8.750	-.-	13.350	0.450
8T	146	Hiroki Yamazaki	Japan	6.000	7.350	-.-	13.350	0.450
10	145	Ibuki Yamamoto	Japan	5.600	7.550	-.-	13.150	0.650
11T	119	Matthew Szot	Stanford	4.900	8.200	-.-	13.100	0.700
11T	134	Anton Vorona	Cal	5.100	8.000	-.-	13.100	0.700
13T	152	Rubin Lopez	TeamTURN	4.600	8.350	-.-	12.950	0.850
13T	135	Jonathan Wang	Cal	4.800	8.150	-.-	12.950	0.850
15	123	Kyte Crigger	Cal	4.700	8.200	-.-	12.900	0.900
16	136	Darren Wong	Cal	4.600	8.250	-.-	12.850	0.950
17	137	Stian Skjerahaug	Norway	4.500	8.200	-.-	12.700	1.100
18	153	Edgar Boulet	TeamTURN	4.700	7.600	-.-	12.300	1.500
19	139	Theodor Gadderud	Norway	4.500	7.700	-.-	12.200	1.600
20	133	Kyle Shuttle	Cal	4.200	7.750	-.-	11.950	1.850
21	140	Harald Wibye	Norway	4.300	7.500	-.-	11.800	2.000
22	141	Odin Kalvo	Norway	4.300	7.250	-.-	11.550	2.250
23	151	Minori Haruki	Japan	5.900	5.650	-0.3	11.250	2.550
24*	142	Fredrik Johson	Norway	0.000	0.000	-.-	0.000	13.800
24*	155	Grant Breckenridge	TeamTURN	0.000	0.000	-.-	0.000	13.800

Stanford Intern. Collegiate Open 2020

Event Results - Vault

Feb 29, 2020

Page: 1

Printed: 2/29/2020 7:13 PM

Men / All Levels

Session: All



Rank	Num	Name	Gym	D	Exec	ND	Score	Out
1	151	Minori Haruki	Japan	5.600	9.350	-0.1	14.850	0.000
2	148	Kakuto Murayama	Japan	5.200	9.600	-.-	14.800	0.050
3	109	Riley Loos	Stanford	5.200	9.500	-.-	14.700	0.150
4*	150	Shigeto Suzuki	Japan	5.200	9.450	-.-	14.650	0.200
4*	127	Asad Jooma	Cal	5.200	9.450	-.-	14.650	0.200
6*	115	Curran Phillips	Stanford	5.200	9.400	-.-	14.600	0.250
6*	108	Connor Lewis	Stanford	5.200	9.400	-.-	14.600	0.250
6T	146	Hiroki Yamazaki	Japan	5.600	9.100	-0.1	14.600	0.250
9	133	Kyle Shuttle	Cal	5.200	9.450	-0.1	14.550	0.300
10	111	Zach Martin	Stanford	5.200	9.400	-0.1	14.500	0.350
11*	138	Sofus Heggemnes	Norway	4.800	9.550	-.-	14.350	0.500
11*	137	Stian Skjerahaug	Norway	4.800	9.550	-.-	14.350	0.500
13	131	Caleb Rickard	Cal	4.900	9.350	-.-	14.250	0.600
14*	141	Odin Kalvo	Norway	4.800	9.300	-.-	14.100	0.750
14*	129	Yu-Chen Lee	Cal	4.800	9.300	-.-	14.100	0.750
14*	123	Kyte Crigger	Cal	4.800	9.300	-.-	14.100	0.750
17	145	Ibuki Yamamoto	Japan	5.200	8.500	-.-	13.700	1.150
18	113	Bailey Perez	Stanford	5.200	8.200	-.-	13.400	1.450
19	122	Kyle Abe	Cal	5.200	8.150	-.-	13.350	1.500
20T	121	Blake Wilson	Stanford	4.400	9.200	-0.3	13.300	1.550
20T	139	Theodor Gadderud	Norway	4.800	8.800	-0.3	13.300	1.550
22	140	Harald Wibye	Norway	4.800	8.300	-0.3	12.800	2.050

NCAA Gymnastics Score Sheet

Teams: Home **STANFORD** Visitor **CAL**

Date **Feb 29, 2020** Place **Stanford University** Attendance **5:56 end 1284**

		Name	D	1	2	3	4	5	nd	AVE			Name	D	1	2	3	4	5	nd	AVE
FLOOR	1	Jonathan Wang	135	5.1	8.5	8.9				13.800	1	Riley Loos	109	5.6	7.2	7.7					13.050
	2	Caleb Rickard	131	5.0	8.0	8.4				13.200	2	Zach Martin	111	5.2	8.4	8.4					13.600
	3	Yu-Chen Lee	129	4.9	8.9	9.0				13.850	3	Andrew Bitner	101	5.5	8.6	8.9					14.250
	4	Kyle Shuttle	133	5.5	7.3	7.7				13.000	4	Connor Lewis	108	5.6	8.4	8.8					14.200
	5	Kyte Crigger	123	5.1	8.5	8.8				13.750	5	Bailey Perez	113	5.9	8.5	8.8					14.550

Floor Score: **67.600** Running Score: **67.600** Floor Score: **69.650** Running Score: **69.650**

		Name	D	1	2	3	4	5	nd	AVE			Name	D	1	2	3	4	5	nd	AVE
POMMEL	1	Jonathan Wang	135	4.7	6.7	6.5				11.300	1	Joey Ringer	116	5.4	7.2	7.4					12.700
	2	Anton Vorona	134	4.0	7.2	7.2				11.200	2	Brandon Briones	102	5.5	7.8	7.7					13.250
	3	Kyle Shuttle	133	4.5	8.3	8.2				12.750	3	Brody Malone	110	5.8	7.9	7.8					13.650
	4	Will Lavanakul	128	5.7	8.1	7.9				13.700	4	Ian Gunther	105	5.5	8.4	8.3					13.850
	5	Darren Wong	136	4.3	6.8	6.8				11.100	5	David Jessen	106	5.4	8.2	8.1					13.550

Pommel Score: **60.050** Running Score: **127.650** Pommel Score: **67.000** Running Score: **136.650**

		Name	D	1	2	3	4	5	nd	AVE			Name	D	1	2	3	4	5	nd	AVE
RINGS	1	Jonathan Wang	135	4.8	8.2	8.1				12.950	1	Christopher Osgood	112	5.3	8.3	8.1					13.500
	2	Kyle Shuttle	133	4.2	7.8	7.7				11.950	2	Andrew Bitner	101	5.1	8.6	8.8					13.800
	3	Kyte Crigger	123	4.7	8.2	8.2				12.900	3	Thomas Lee	107	5.3	8.3	8.5					13.700
	4	Darren Wong	136	4.6	8.3	8.2				12.850	4	Ian Gunther	105	5.3	8.5	8.5					13.800
	5	Anton Vorona	134	5.1	8.0	8.0				13.100	5	Trevor DiGerolamo	104	5.5	8.4	8.2					13.800

Rings Score: **63.750** Running Score: **191.400** Rings Score: **68.600** Running Score: **205.250**

		Name	D	1	2	3	4	5	nd	AVE			Name	D	1	2	3	4	5	nd	AVE
VAULT	1	Caleb Rickard	131	4.9	9.4	9.3				14.250	1	Curran Phillips	115	5.2	9.3	9.5					14.600
	2	Kyte Crigger	123	4.8	9.2	9.4				14.100	2	Bailey Perez	113	5.2	8.2	8.2					13.400
	3	Yu-Chen Lee	129	4.8	9.4	9.2				14.100	3	Riley Loos	109	5.2	9.6	9.4					14.700
	4	Asad Jooma	127	5.2	9.5	9.4				14.650	4	Connor Lewis	108	5.2	9.4	9.4					14.600
	5	Kyle Shuttle	133	5.2	9.5	9.4				-0.1 14.550	5	Zach Martin	111	5.2	9.3	9.5					-0.1 14.500

Vault Score: **71.650** Running Score: **263.050** Vault Score: **71.800** Running Score: **277.050**

		Name	D	1	2	3	4	5	nd	AVE			Name	D	1	2	3	4	5	nd	AVE
PARALLEL BARS	1	Jonathan Wang	135	4.9	8.2	7.9				12.950	1	Thomas Lee	107	5.8	7.7	7.8					13.550
	2	Kyle Abe	122	4.5	7.7	8.0				12.350	2	Ian Gunther	105	5.5	8.6	8.5					14.050
	3	Yu-Chen Lee	129	4.7	8.5	8.6				13.250	3	Brody Malone	110	5.9	8.6	8.7					14.550
	4	Darren Wong	136	4.9	8.3	8.5				13.300	4	Curran Phillips	115	6.1	8.2	8.3					14.350
	5	Kyte Crigger	123	4.8	8.0	8.3				12.950	5	Blake Sun	117	5.5	5.4	5.8					11.100

P. Bar Score: **64.800** Running Score: **327.850** P. Bar Score: **67.600** Running Score: **344.650**

		Name	D	1	2	3	4	5	nd	AVE			Name	D	1	2	3	4	5	nd	AVE
HIGH BAR	1	Jonathan Wang	135	4.6	8.1	8.4				12.850	1	Andrew Bitner	101	5.1	8.1	8.4					13.350
	2	Anton Vorona	134	4.0	7.6	7.2				11.400	2	Bailey Perez	113	4.7	8.4	8.2					13.000
	3	Kyle Abe	122	4.6	7.7	7.9				12.400	3	Ian Gunther	105	5.0	8.6	8.7					13.650
	4	Darren Wong	136	4.7	8.3	8.5				13.100	4	Brody Malone	110	6.0	7.2	7.5					13.350
	5	Kyte Crigger	123	4.5	7.2	7.5				11.850	5	David Jessen	106	5.1	8.0	8.2					13.200

H. Bar Score: **61.600** Running Score: **389.450** H. Bar Score: **66.550** Running Score: **411.200**

Final Team Score: 389.450 Final Team Score: 411.200

		Name	D	1	2	3	4	5	nd	AVE			Name	D	1	2	3	4	5	nd	AVE
All-Arounders	FX																				
	PH																				
	SR																				
	VT																				
	PB																				
	HB																				

Judge's Signatures *FX *PH *SR *VT *PB *HB

* Head Judge Ed Spangher

Coach's Signature Coach's Signature