

NCAA Gymnastics Score Sheet

Teams: Home Air Force Academy Visitor Stanford University

Date Apr 6, 2013 Place US Air Force Academy Attendance 0

Name		D	1	2	3	4	nd	AVE	Name		D	1	2	3	4	nd	AVE
F L O O R	1 DENIS AURELIUS	1	5.10	8.20	8.20			13.300	1 JOHNATHAN DEATO	304	5.70	8.90	9.00				14.650
	2 GARED CHAPMAN	4	5.40	7.50	7.30			12.800	2 JORDAN NOLFF	312	5.90	9.00	8.80				14.800
	3 BEN ZAISER	17	6.00	7.50	7.80			13.650	3 SEAN SENTERS	316	6.10	9.20	9.20				15.300
	4 TORY BROWN	3	5.80	9.10	9.20		-0.1	14.850	4 EDDIE PENEV	314	6.70	9.30	9.40			-0.1	15.950
	5 NICK GAUDLIP	7	5.60	9.50	9.50			15.100	5 MIKE LEVY	310	5.80	8.90	9.00				14.750

Floor Score: 69.700 Running Score: 69.700 Floor Score: 75.450 Running Score: 75.450

P O M M E L	1 PATRICK DUFFY	6	5.20	7.70	7.50			12.800	1 SEAN SENTERS	316	4.30	4.70	4.60				8.950
	2 ZACHARY OWEN	11	4.50	7.20	7.50			11.850	2 CHRIS TURNER	318	5.70	7.60	7.80				13.400
	3 JON SPIRO	16	5.20	8.20	8.00			13.300	3 JOHN MARTIN	311	5.90	8.40	8.40				14.300
	4 JAMES OKAMOTO	9	4.80	8.60	8.60			13.400	4 GABE ALVARADO	301	5.90	8.30	8.30				14.200
	5 NICHOLAS OWEN	10	5.70	7.30	7.00			12.850	5 EDDIE PENEV	314	5.70	7.50	7.30				13.100

Pommel Score: 64.200 Running Score: 133.900 Pommel Score: 63.950 Running Score: 139.400

R I N G S	1 MAC RITCHIE	15	5.10	8.60	8.90			13.850	1 MIKE LEVY	310	5.60	8.60	8.50				14.150
	2 DENIS AURELIUS	1	5.40	8.90	8.60			14.150	2 CHRIS TURNER	318	5.70	8.00	7.90				13.650
	3 TYLER HUEBNER	8	6.00	8.60	8.80			14.700	3 JORDAN NOLFF	312	5.20	8.90	8.80				14.050
	4 GARED CHAPMAN	4	6.10	8.80	8.80			14.900	4 DENNIS ZAREMSKI	319	6.10	8.90	8.70				14.900
	5 JON SPIRO	16	5.80	9.00	8.90			14.750	5 EDDIE PENEV	314	5.40	9.30	9.10				14.600

Rings Score: 72.350 Running Score: 206.250 Rings Score: 71.350 Running Score: 210.750

V A U L T	1 VAUGHN PYNE	13	5.20	9.20	9.30			14.450	1 MIKE LEVY	310	5.20	9.40	9.40				14.600
	2 DENIS AURELIUS	1	5.20	9.00	9.20		-0.1	14.200	2 JOHNATHAN DEATO	304	5.20	9.60	9.70				14.850
	3 BEN ZAISER	17	5.20	9.60	9.60			14.800	3 KEVIN BAKER	302	5.20	9.50	9.40				14.650
	4 TORY BROWN	3	5.20	9.30	9.30			14.500	4 EDDIE PENEV	314	5.80	9.30	9.40			-0.1	15.050
	5 GARED CHAPMAN	4	5.60	8.60	8.70			14.250	5 SEAN SENTERS	316	5.60	9.70	9.70				15.300

Vault Score: 72.200 Running Score: 278.450 Vault Score: 74.450 Running Score: 285.200

P B A R S	1 CORBIN PALMER	12	4.50	8.70	8.60			13.150	1 CHRIS TURNER	318	5.70	7.70	7.70				13.400
	2 SKYLER AWISUS	2	5.10	9.00	8.90			14.050	2 DENNIS ZAREMSKI	319	5.70	7.60	7.50				13.250
	3 TORY BROWN	3	4.90	9.60	9.40			14.400	3 BRIAN KNOTT	309	6.00	8.60	8.20				14.400
	4 MAC RITCHIE	15	5.60	8.60	8.40			14.100	4 EDDIE PENEV	314	5.70	9.10	8.90				14.700
	5 NICK GAUDLIP	7	4.90	9.30	9.50			14.300	5 CAMERON FOREMA	305	5.80	9.00	9.00				14.800

P. Bar Score: 70.000 Running Score: 348.450 P. Bar Score: 70.550 Running Score: 355.750

H B A R	1 DENIS AURELIUS	1	5.00	8.00	8.30			13.150	1 BRIAN KNOTT	309	5.20	8.70	8.80				13.950
	2 SKYLER AWISUS	2	4.60	9.20	9.40			13.900	2 JOHNATHAN DEATO	304	5.60	8.70	8.60				14.250
	3 TORY BROWN	3	5.00	9.20	9.00			14.100	3 EDDIE PENEV	314	5.80	9.00	9.00				14.800
	4 NICK GAUDLIP	7	5.50	8.80	8.50			14.150	4 PAUL HICHWA	308	5.30	7.60	7.80				13.000
	5 MAC RITCHIE	15	5.20	7.30	7.60			12.650	5 CAMERON FOREMA	305	5.90	8.40	8.20				14.200

H. Bar Score: 67.950 Running Score: 416.400 H. Bar Score: 70.200 Running Score: 425.950

Final Team Score: 416.400

Final Team Score: 425.950

All-Arounders

All-Arounders

	PENEV
	15.950
	13.100
	14.600
	15.050
	14.700
	14.800
	88.200

Judge's Signatures *FX TOM KUTZ *PH DANIEL KEATING *SR TOM McNAMEE *VT CHARLIE MAGDALENO *PB BRIAN RICHMOND *HB GREG KESTER
 * Head Judge
 FX DAVE JUSZCZYK PH BOB FEINGLASS SR BOB CASS VT MIKE BREY PB DAN WOOD HB DAVID EATON

Coach's Signature KIP SIMONS Coach's Signature THOM GLIELMI

NCAA Gymnastics Score Sheet

Teams: Home University Of California Visitor University Of Oklahoma

Date Apr 6, 2013 Place US Air Force Academy Attendance 0

Name		D	1	2	3	4	nd	AVE	Name		D	1	2	3	4	nd	AVE
F L O O R	1 KEVIN TRAN	118	5.70	8.60	8.40			14.200	1 DYLAN AKERS	201	5.80	8.70	8.70			-0.1	14.400
	2 STEVEN LACOMBE	111	5.80	8.00	7.80			13.700	2 KANJI OYAMA	209	6.00	8.90	8.80				14.850
	3 KYLE ZEMEIR	120	4.90	9.20	9.10			14.050	3 RAYMOND WHITE	217	5.80	7.80	7.90				13.650
	4 RYAN PATTERSON	116	5.80	8.30	8.30			14.100	4 PRESTEN ELLSWOR	205	5.80	8.90	8.80				14.650
	5 JEFFREY LANGENS	112	6.40	8.60	8.80			15.100	5 ALEC ROBIN	213	6.10	9.50	9.40				15.550

Floor Score: 71.150 Running Score: 71.150 Floor Score: 73.100 Running Score: 73.100

P O M M E L	1 AUSTIN GANDY	106	5.30	8.00	8.10			13.350	1 DYLAN AKERS	201	5.60	8.60	8.40				14.100
	2 KEVIN TRAN	118	4.60	8.60	8.40			13.100	2 TROY NITZKY	208	5.60	8.90	8.70				14.400
	3 KEVIN WOLTING	119	5.10	8.40	8.60			13.600	3 ALEC ROBIN	213	5.30	8.70	8.60				13.950
	4 MATTHEW DEL JUN	104	5.50	8.40	8.20			13.800	4 SERGEY RESNICK	212	5.60	9.00	8.80				14.500
	5 TAKAHIRO KAWADA	107	5.70	8.10	8.30			13.900	5 MICHAEL REID	211	5.70	8.10	7.90				13.700

Pommel Score: 67.750 Running Score: 138.900 Pommel Score: 70.650 Running Score: 143.750

R I N G S	1 KYLE ZEMEIR	120	5.30	8.60	8.60			13.900	1 WILLIAM CLEMENT	203	5.30	8.70	8.80				14.050
	2 DANIEL KHOMENKP	108	5.30	7.80	8.10			13.250	2 PRESTEN ELLSWOR	205	5.10	9.30	9.30				14.400
	3 CHRISTIAN MONTEC	114	5.90	8.20	8.00			14.000	3 TROY NITZKY	208	5.90	8.80	8.70				14.650
	4 MATTHEW DEL JUN	104	5.10	7.60	7.40			12.600	4 CHRIS STEHL	216	6.30	8.50	8.70				14.900
	5 STEVEN LACOMBE	111	6.60	9.00	9.00			15.600	5 MICHAEL SQUIRES	215	6.40	9.20	9.30				15.650

Rings Score: 69.350 Running Score: 208.250 Rings Score: 73.650 Running Score: 217.400

V A U L T	1 JEAN MONTECLARO	115	5.60	9.10	8.90			14.600	1 DYLAN AKERS	201	5.20	9.30	9.30				14.500
	2 MATTHEW DEL JUN	104	5.20	9.50	9.40		-0.1	14.550	2 KANJI OYAMA	209	5.20	9.50	9.40				14.650
	3 RYAN PATTERSON	116	5.20	9.20	9.20			14.400	3 RAYMOND WHITE	217	5.20	9.50	9.60				14.750
	4 CHRISTIAN MONTEC	114	5.60	9.30	9.30			14.900	4 PRESTEN ELLSWOR	205	5.20	9.60	9.50				14.750
	5 STEVEN LACOMBE	111	5.60	9.40	9.40			15.000	5 ALEC ROBIN	213	5.70	9.80	9.80				15.500

Vault Score: 73.450 Running Score: 281.700 Vault Score: 74.150 Running Score: 291.550

P B A R S	1 KYLE ZEMEIR	120	5.40	8.80	8.90			14.250	1 DYLAN AKERS	201	5.00	8.80	8.50				13.650
	2 JEAN MONTECLARO	115	5.10	8.50	8.40			13.550	2 SERGEY RESNICK	212	5.50	9.10	9.30				14.700
	3 KEVIN KO	109	5.50	7.80	7.50			13.150	3 ALEC ROBIN	213	5.10	9.00	9.10				14.150
	4 RYAN PATTERSON	116	5.50	7.40	7.00			12.700	4 PRESTEN ELLSWOR	205	5.50	9.40	9.20				14.800
	5 JOHNATHAN LIU	113	5.90	8.20	8.10			14.050	5 DANNY BERARDINI	202	5.60	9.20	9.10				14.750

P. Bar Score: 67.700 Running Score: 349.400 P. Bar Score: 72.050 Running Score: 363.600

H B A R	1 TJ BZOSKIE	102	5.50	8.90	9.10			14.500	1 ETHAN JOSE	206	5.60	8.80	8.70				14.350
	2 KYLE ZEMEIR	120	5.50	8.00	8.00			13.500	2 ALEC ROBIN	213	5.70	9.00	9.10				14.750
	3 RYAN PATTERSON	116	5.50	8.80	9.00			14.400	3 DANNY BERARDINI	202	5.20	9.20	9.10				14.350
	4 KEVIN WOLTING	119	5.00	8.00	8.10			13.050	4 STANTON REHKEMP	210	5.10	8.30	8.20				13.350
	5 KEVIN KO	109	5.40	9.20	9.40			14.700	5 WILLIAM CLEMENT	203	5.50	9.50	9.40				14.950

H. Bar Score: 70.150 Running Score: 419.550 H. Bar Score: 71.750 Running Score: 435.350

Final Team Score: 419.550

Final Team Score: 435.350

All-Arounders

All-Arounders

FX	ROBIN
PH	15.550
SR	13.950
VT	12.700
PB	15.500
HB	14.150
AA	14.750
	86.600

Judge's Signatures *FX TOM KUTZ *PH DANIEL KEATING *SR TOM McNAMEE *VT CHARLIE MAGDALENO *PB BRIAN RICHMOND *HB GREG KESTER
 * Head Judge DAVE JUSZCZYK BOB FEINGLASS BOB CASS MIKE BREY DAN WOOD DAVID EATON







Coach's Signature COLIN CHRIST Coach's Signature MARK WILLIAMS

2013 MPSF Championships

Scores

Apr 6, 2013

Men / E
Session: 1







Num	Name	Team									AA
		#1	#2	#3							
AIR FORCE											
3	TORY BROWN	A			14.850	___	___	14.500	14.400	14.100	57.850
1	DENIS AURELIUS	A			13.300	___	14.150	14.200	___	13.150	54.800
7	NICK GAUDLIP	A			15.100	___	___	___	14.300	14.150	43.550
4	GARED CHAPMAN	A			12.800	___	14.900	14.250	___	___	41.950
15	MAC RITCHIE	A			___	___	13.850	___	14.100	12.650	40.600
17	BEN ZAISER	A			13.650	___	___	14.800	___	___	28.450
16	JON SPIRO	A			___	13.300	14.750	___	___	___	28.050
2	SKYLER AWISUS	A			___	___	___	___	14.050	13.900	27.950
8	TYLER HUEBNER	A			___	___	14.700	___	___	___	14.700
13	VAUGHN PYNE	A			___	___	___	14.450	___	___	14.450
9	JAMES OKAMOTO	A			___	13.400	___	___	___	___	13.400
12	CORBIN PALMER	A			___	___	___	___	13.150	___	13.150
10	NICHOLAS OWEN	A			___	12.850	___	___	___	___	12.850
6	PATRICK DUFFY	A			___	12.800	___	___	___	___	12.800
11	ZACHARY OWEN	A			___	11.850	___	___	___	___	11.850
5	GREG CHAPUT	A			___	___	___	___	___	___	___
14	JOSH RAMOS	A			___	___	___	___	___	___	___
CALIFORNIA											
120	KYLE ZEMEIR	B			14.050	___	13.900	___	14.250	13.500	55.700
116	RYAN PATTERSON	B			14.100	___	___	14.400	12.700	14.400	55.600
111	STEVEN LACOMBE	B			13.700	___	15.600	15.000	___	___	44.300
104	MATTHEW DEL JUNCO	B			___	13.800	12.600	14.550	___	___	40.950
114	CHRISTIAN MONTECLARO	B			___	___	14.000	14.900	___	___	28.900
115	JEAN MONTECLARO	B			___	___	___	14.600	13.550	___	28.150
109	KEVIN KO	B			___	___	___	___	13.150	14.700	27.850
118	KEVIN TRAN	B			14.200	13.100	___	___	___	___	27.300
119	KEVIN WOLTING	B			___	13.600	___	___	___	13.050	26.650
112	JEFFREY LANGENSTEIN	B			15.100	___	___	___	___	___	15.100
102	TJ BZOSKIE	B			___	___	___	___	___	14.500	14.500
113	JOHNATHAN LIU	B			___	___	___	___	14.050	___	14.050
107	TAKAHIRO KAWADA	B			___	13.900	___	___	___	___	13.900
106	AUSTIN GANDY	B			___	13.350	___	___	___	___	13.350
108	DANIEL KHOMENKP	B			___	___	13.250	___	___	___	13.250
101	DONOTHAN BAILEY	B			___	___	___	___	___	___	___
103	TRAVIS CAMERON	B			___	___	___	___	___	___	___
105	TANNER DOWELL	B			___	___	___	___	___	___	___
110	COLT KUCKER	B			___	___	___	___	___	___	___
117	CAPRI SANO	B			___	___	___	___	___	___	___

2013 MPSF Championships

Scores

Apr 6, 2013

Men / E
Session: 1

Num	Name	Team	Team									AA
			#1	#2	#3							
OKLAHOMA												
213	ALEC ROBIN	C	15.550	13.950	12.700	15.500	14.150	14.750	86.600			
205	PRESTEN ELLSWORTH	C	14.650	___	14.400	14.750	14.800	___	58.600			
201	DYLAN AKERS	C	14.400	14.100	___	14.500	13.650	___	56.650			
209	KANJI OYAMA	C	14.850	___	___	14.650	___	___	29.500			
212	SERGEY RESNICK	C	___	14.500	___	___	14.700	___	29.200			
202	DANNY BERARDINI	C	___	___	___	___	14.750	14.350	29.100			
208	TROY NITZKY	C	___	14.400	14.650	___	___	___	29.050			
203	WILLIAM CLEMENT	C	___	___	14.050	___	___	14.950	29.000			
217	RAYMOND WHITE	C	13.650	___	___	14.750	___	___	28.400			
215	MICHAEL SQUIRES	C	___	___	15.650	___	___	___	15.650			
216	CHRIS STEHL	C	___	___	14.900	___	___	___	14.900			
206	ETHAN JOSE	C	___	___	___	___	___	14.350	14.350			
211	MICHAEL REID	C	___	13.700	___	___	___	___	13.700			
210	STANTON REHKEMPER	C	___	___	___	___	___	13.350	13.350			
204	TODD DOWDY	C	___	___	___	___	___	___	___			
207	ADAM MYLER	C	___	___	___	___	___	___	___			
214	JACOBY RUBIN	C	___	___	___	___	___	___	___			
218	JOSH YEE	C	___	___	___	___	___	___	___			
STANFORD												
314	EDDIE PENEV	D	15.950	13.100	14.600	15.050	14.700	14.800	88.200			
304	JOHNATHAN DEATON	D	14.650	___	___	14.850	___	14.250	43.750			
310	MIKE LEVY	D	14.750	___	14.150	14.600	___	___	43.500			
318	CHRIS TURNER	D	___	13.400	13.650	___	13.400	___	40.450			
316	SEAN SENTERS	D	15.300	8.950	___	15.300	___	___	39.550			
305	CAMERON FOREMAN	D	___	___	___	___	14.800	14.200	29.000			
312	JORDAN NOLFF	D	14.800	___	14.050	___	___	___	28.850			
309	BRIAN KNOTT	D	___	___	___	___	14.400	13.950	28.350			
319	DENNIS ZAREMSKI	D	___	___	14.900	___	13.250	___	28.150			
302	KEVIN BAKER	D	___	___	___	14.650	___	___	14.650			
311	JOHN MARTIN	D	___	14.300	___	___	___	___	14.300			
301	GABE ALVARADO	D	___	14.200	___	___	___	___	14.200			
308	PAUL HICHWA	D	___	___	___	___	___	13.000	13.000			
303	BRANDON BECKHARDT	D	___	___	___	___	___	___	___			
306	JAMES FOSCO	D	___	___	___	___	___	___	___			
307	DAVID FRANKL	D	___	___	___	___	___	___	___			
313	WILSON PATTON	D	___	___	___	___	___	___	___			
315	CALE ROBINSON	D	___	___	___	___	___	___	___			
317	ALEX STRAIT	D	___	___	___	___	___	___	___			

2013 MPSF Championships

Event Results - Floor

Apr 6, 2013

Page: 1
Printed: 4/6/2013 7:27:47 PM

Men / E
Session: 1



Rank	Num	Name	Gym	Diff	Exec	ND	Score	Out
1	314	EDDIE PENEV	STANFORD	6.700	9.350	-0.1	15.950	0.000
2	213	ALEC ROBIN	OKLAHOMA	6.100	9.450	..	15.550	0.400
3	316	SEAN SENTERS	STANFORD	6.100	9.200	..	15.300	0.650
4T	7	NICK GAUDLIP	AIR FORCE	5.600	9.500	..	15.100	0.850
4T	112	JEFFREY LANGENSTEIN	CALIFORNIA	6.400	8.700	..	15.100	0.850
6T	3	TORY BROWN	AIR FORCE	5.800	9.150	-0.1	14.850	1.100
6T	209	KANJI OYAMA	OKLAHOMA	6.000	8.850	..	14.850	1.100
8	312	JORDAN NOLFF	STANFORD	5.900	8.900	..	14.800	1.150
9	310	MIKE LEVY	STANFORD	5.800	8.950	..	14.750	1.200
10T	304	JOHNATHAN DEATON	STANFORD	5.700	8.950	..	14.650	1.300
10T	205	PRESTEN ELLSWORTH	OKLAHOMA	5.800	8.850	..	14.650	1.300
12	201	DYLAN AKERS	OKLAHOMA	5.800	8.700	-0.1	14.400	1.550
13	118	KEVIN TRAN	CALIFORNIA	5.700	8.500	..	14.200	1.750
14	116	RYAN PATTERSON	CALIFORNIA	5.800	8.300	..	14.100	1.850
15	120	KYLE ZEMEIR	CALIFORNIA	4.900	9.150	..	14.050	1.900
16	111	STEVEN LACOMBE	CALIFORNIA	5.800	7.900	..	13.700	2.250
17T	217	RAYMOND WHITE	OKLAHOMA	5.800	7.850	..	13.650	2.300
17T	17	BEN ZAISER	AIR FORCE	6.000	7.650	..	13.650	2.300
19	1	DENIS AURELIUS	AIR FORCE	5.100	8.200	..	13.300	2.650
20	4	GARED CHAPMAN	AIR FORCE	5.400	7.400	..	12.800	3.150
21*	214	JACOBY RUBIN	OKLAHOMA	15.950
21*	212	SERGEY RESNICK	OKLAHOMA	15.950
21*	211	MICHAEL REID	OKLAHOMA	15.950
21*	218	JOSH YEE	OKLAHOMA	15.950
21*	216	CHRIS STEHL	OKLAHOMA	15.950
21*	215	MICHAEL SQUIRES	OKLAHOMA	15.950
21*	210	STANTON REHKEMPER	OKLAHOMA	15.950
21*	204	TODD DOWDY	OKLAHOMA	15.950
21*	203	WILLIAM CLEMENT	OKLAHOMA	15.950
21*	202	DANNY BERARDINI	OKLAHOMA	15.950
21*	208	TROY NITZKY	OKLAHOMA	15.950
21*	207	ADAM MYLER	OKLAHOMA	15.950
21*	206	ETHAN JOSE	OKLAHOMA	15.950
21*	301	GABE ALVARADO	STANFORD	15.950
21*	315	CALE ROBINSON	STANFORD	15.950
21*	313	WILSON PATTON	STANFORD	15.950
21*	311	JOHN MARTIN	STANFORD	15.950
21*	319	DENNIS ZAREMSKI	STANFORD	15.950
21*	318	CHRIS TURNER	STANFORD	15.950
21*	317	ALEX STRAIT	STANFORD	15.950
21*	309	BRIAN KNOTT	STANFORD	15.950
21*	305	CAMERON FOREMAN	STANFORD	15.950
21*	303	BRANDON BECKHARDT	STANFORD	15.950
21*	302	KEVIN BAKER	STANFORD	15.950
21*	308	PAUL HICHWA	STANFORD	15.950
21*	307	DAVID FRANKL	STANFORD	15.950
21*	306	JAMES FOSCO	STANFORD	15.950

2013 MPSF Championships

Event Results - Pommel

Apr 6, 2013

Page: 1
Printed: 4/6/2013 7:27:48 PM

Men / E
Session: 1



Rank	Num	Name	Gym	Diff	Exec	ND	Score	Out
1	212	SERGEY RESNICK	OKLAHOMA	5.600	8.900	..	14.500	0.000
2	208	TROY NITZKY	OKLAHOMA	5.600	8.800	..	14.400	0.100
3	311	JOHN MARTIN	STANFORD	5.900	8.400	..	14.300	0.200
4	301	GABE ALVARADO	STANFORD	5.900	8.300	..	14.200	0.300
5	201	DYLAN AKERS	OKLAHOMA	5.600	8.500	..	14.100	0.400
6	213	ALEC ROBIN	OKLAHOMA	5.300	8.650	..	13.950	0.550
7	107	TAKAHIRO KAWADA	CALIFORNIA	5.700	8.200	..	13.900	0.600
8	104	MATTHEW DEL JUNCO	CALIFORNIA	5.500	8.300	..	13.800	0.700
9	211	MICHAEL REID	OKLAHOMA	5.700	8.000	..	13.700	0.800
10	119	KEVIN WOLTING	CALIFORNIA	5.100	8.500	..	13.600	0.900
11T	9	JAMES OKAMOTO	AIR FORCE	4.800	8.600	..	13.400	1.100
11T	318	CHRIS TURNER	STANFORD	5.700	7.700	..	13.400	1.100
13	106	AUSTIN GANDY	CALIFORNIA	5.300	8.050	..	13.350	1.150
14	16	JON SPIRO	AIR FORCE	5.200	8.100	..	13.300	1.200
15T	118	KEVIN TRAN	CALIFORNIA	4.600	8.500	..	13.100	1.400
15T	314	EDDIE PENEV	STANFORD	5.700	7.400	..	13.100	1.400
17	10	NICHOLAS OWEN	AIR FORCE	5.700	7.150	..	12.850	1.650
18	6	PATRICK DUFFY	AIR FORCE	5.200	7.600	..	12.800	1.700
19	11	ZACHARY OWEN	AIR FORCE	4.500	7.350	..	11.850	2.650
20	316	SEAN SENTERS	STANFORD	4.300	4.650	..	8.950	5.550
21*	215	MICHAEL SQUIRES	OKLAHOMA	14.500
21*	214	JACOBY RUBIN	OKLAHOMA	14.500
21*	210	STANTON REHKEMPER	OKLAHOMA	14.500
21*	218	JOSH YEE	OKLAHOMA	14.500
21*	217	RAYMOND WHITE	OKLAHOMA	14.500
21*	216	CHRIS STEHL	OKLAHOMA	14.500
21*	209	KANJI OYAMA	OKLAHOMA	14.500
21*	204	TODD DOWDY	OKLAHOMA	14.500
21*	203	WILLIAM CLEMENT	OKLAHOMA	14.500
21*	202	DANNY BERARDINI	OKLAHOMA	14.500
21*	207	ADAM MYLER	OKLAHOMA	14.500
21*	206	ETHAN JOSE	OKLAHOMA	14.500
21*	205	PRESTEN ELLSWORTH	OKLAHOMA	14.500
21*	302	KEVIN BAKER	STANFORD	14.500
21*	313	WILSON PATTON	STANFORD	14.500
21*	312	JORDAN NOLFF	STANFORD	14.500
21*	310	MIKE LEVY	STANFORD	14.500
21*	319	DENNIS ZAREMSKI	STANFORD	14.500
21*	317	ALEX STRAIT	STANFORD	14.500
21*	315	CALE ROBINSON	STANFORD	14.500
21*	309	BRIAN KNOTT	STANFORD	14.500
21*	305	CAMERON FOREMAN	STANFORD	14.500
21*	304	JOHNATHAN DEATON	STANFORD	14.500
21*	303	BRANDON BECKHARDT	STANFORD	14.500
21*	308	PAUL HICHTWA	STANFORD	14.500
21*	307	DAVID FRANKL	STANFORD	14.500
21*	306	JAMES FOSCO	STANFORD	14.500

2013 MPSF Championships

Event Results - Rings

Apr 6, 2013

Page: 1
Printed: 4/6/2013 7:27:48 PM

Men / E
Session: 1



Rank	Num	Name	Gym	Diff	Exec	ND	Score	Out
1	215	MICHAEL SQUIRES	OKLAHOMA	6.400	9.250	..	15.650	0.000
2	111	STEVEN LACOMBE	CALIFORNIA	6.600	9.000	..	15.600	0.050
3T	4	GARED CHAPMAN	AIR FORCE	6.100	8.800	..	14.900	0.750
3T	319	DENNIS ZAREMSKI	STANFORD	6.100	8.800	..	14.900	0.750
3T	216	CHRIS STEHL	OKLAHOMA	6.300	8.600	..	14.900	0.750
6	16	JON SPIRO	AIR FORCE	5.800	8.950	..	14.750	0.900
7	8	TYLER HUEBNER	AIR FORCE	6.000	8.700	..	14.700	0.950
8	208	TROY NITZKY	OKLAHOMA	5.900	8.750	..	14.650	1.000
9	314	EDDIE PENEV	STANFORD	5.400	9.200	..	14.600	1.050
10	205	PRESTEN ELLSWORTH	OKLAHOMA	5.100	9.300	..	14.400	1.250
11T	1	DENIS AURELIUS	AIR FORCE	5.400	8.750	..	14.150	1.500
11T	310	MIKE LEVY	STANFORD	5.600	8.550	..	14.150	1.500
13T	312	JORDAN NOLFF	STANFORD	5.200	8.850	..	14.050	1.600
13T	203	WILLIAM CLEMENT	OKLAHOMA	5.300	8.750	..	14.050	1.600
15	114	CHRISTIAN MONTECLARO	CALIFORNIA	5.900	8.100	..	14.000	1.650
16	120	KYLE ZEMEIR	CALIFORNIA	5.300	8.600	..	13.900	1.750
17	15	MAC RITCHIE	AIR FORCE	5.100	8.750	..	13.850	1.800
18	318	CHRIS TURNER	STANFORD	5.700	7.950	..	13.650	2.000
19	108	DANIEL KHOMENKP	CALIFORNIA	5.300	7.950	..	13.250	2.400
20	213	ALEC ROBIN	OKLAHOMA	4.800	7.900	..	12.700	2.950
21	104	MATTHEW DEL JUNCO	CALIFORNIA	5.100	7.500	..	12.600	3.050
22*	214	JACOBY RUBIN	OKLAHOMA	15.650
22*	212	SERGEY RESNICK	OKLAHOMA	15.650
22*	211	MICHAEL REID	OKLAHOMA	15.650
22*	301	GABE ALVARADO	STANFORD	15.650
22*	218	JOSH YEE	OKLAHOMA	15.650
22*	217	RAYMOND WHITE	OKLAHOMA	15.650
22*	210	STANTON REHKEMPER	OKLAHOMA	15.650
22*	204	TODD DOWDY	OKLAHOMA	15.650
22*	202	DANNY BERARDINI	OKLAHOMA	15.650
22*	201	DYLAN AKERS	OKLAHOMA	15.650
22*	209	KANJI OYAMA	OKLAHOMA	15.650
22*	207	ADAM MYLER	OKLAHOMA	15.650
22*	206	ETHAN JOSE	OKLAHOMA	15.650
22*	313	WILSON PATTON	STANFORD	15.650
22*	311	JOHN MARTIN	STANFORD	15.650
22*	309	BRIAN KNOTT	STANFORD	15.650
22*	317	ALEX STRAIT	STANFORD	15.650
22*	316	SEAN SENTERS	STANFORD	15.650
22*	315	CALE ROBINSON	STANFORD	15.650
22*	308	PAUL HICHTWA	STANFORD	15.650
22*	304	JOHNATHAN DEATON	STANFORD	15.650
22*	303	BRANDON BECKHARDT	STANFORD	15.650
22*	302	KEVIN BAKER	STANFORD	15.650
22*	307	DAVID FRANKL	STANFORD	15.650
22*	306	JAMES FOSCO	STANFORD	15.650
22*	305	CAMERON FOREMAN	STANFORD	15.650

2013 MPSF Championships

Event Results - Vault

Apr 6, 2013

Page: 1
Printed: 4/6/2013 7:27:49 PM

Men / E
Session: 1



Rank	Num	Name	Gym	Diff	Exec	ND	Score	Out
1	213	ALEC ROBIN	OKLAHOMA	5.700	9.800	..	15.500	0.000
2	316	SEAN SENTERS	STANFORD	5.600	9.700	..	15.300	0.200
3	314	EDDIE PENEV	STANFORD	5.800	9.350	-0.1	15.050	0.450
4	111	STEVEN LACOMBE	CALIFORNIA	5.600	9.400	..	15.000	0.500
5	114	CHRISTIAN MONTECLARO	CALIFORNIA	5.600	9.300	..	14.900	0.600
6	304	JOHNATHAN DEATON	STANFORD	5.200	9.650	..	14.850	0.650
7	17	BEN ZAISER	AIR FORCE	5.200	9.600	..	14.800	0.700
8*	217	RAYMOND WHITE	OKLAHOMA	5.200	9.550	..	14.750	0.750
8*	205	PRESTEN ELLSWORTH	OKLAHOMA	5.200	9.550	..	14.750	0.750
10*	302	KEVIN BAKER	STANFORD	5.200	9.450	..	14.650	0.850
10*	209	KANJI OYAMA	OKLAHOMA	5.200	9.450	..	14.650	0.850
12T	310	MIKE LEVY	STANFORD	5.200	9.400	..	14.600	0.900
12T	115	JEAN MONTECLARO	CALIFORNIA	5.600	9.000	..	14.600	0.900
14	104	MATTHEW DEL JUNCO	CALIFORNIA	5.200	9.450	-0.1	14.550	0.950
15*	201	DYLAN AKERS	OKLAHOMA	5.200	9.300	..	14.500	1.000
15*	3	TORY BROWN	AIR FORCE	5.200	9.300	..	14.500	1.000
17	13	VAUGHN PYNE	AIR FORCE	5.200	9.250	..	14.450	1.050
18	116	RYAN PATTERSON	CALIFORNIA	5.200	9.200	..	14.400	1.100
19	4	GARED CHAPMAN	AIR FORCE	5.600	8.650	..	14.250	1.250
20	1	DENIS AURELIUS	AIR FORCE	5.200	9.100	-0.1	14.200	1.300
21*	214	JACOBY RUBIN	OKLAHOMA	15.500
21*	212	SERGEY RESNICK	OKLAHOMA	15.500
21*	211	MICHAEL REID	OKLAHOMA	15.500
21*	218	JOSH YEE	OKLAHOMA	15.500
21*	216	CHRIS STEHL	OKLAHOMA	15.500
21*	215	MICHAEL SQUIRES	OKLAHOMA	15.500
21*	210	STANTON REHKEMPER	OKLAHOMA	15.500
21*	204	TODD DOWDY	OKLAHOMA	15.500
21*	203	WILLIAM CLEMENT	OKLAHOMA	15.500
21*	202	DANNY BERARDINI	OKLAHOMA	15.500
21*	208	TROY NITZKY	OKLAHOMA	15.500
21*	207	ADAM MYLER	OKLAHOMA	15.500
21*	206	ETHAN JOSE	OKLAHOMA	15.500
21*	301	GABE ALVARADO	STANFORD	15.500
21*	315	CALE ROBINSON	STANFORD	15.500
21*	313	WILSON PATTON	STANFORD	15.500
21*	312	JORDAN NOLFF	STANFORD	15.500
21*	319	DENNIS ZAREMSKI	STANFORD	15.500
21*	318	CHRIS TURNER	STANFORD	15.500
21*	317	ALEX STRAIT	STANFORD	15.500
21*	311	JOHN MARTIN	STANFORD	15.500
21*	306	JAMES FOSCO	STANFORD	15.500
21*	305	CAMERON FOREMAN	STANFORD	15.500
21*	303	BRANDON BECKHARDT	STANFORD	15.500
21*	309	BRIAN KNOTT	STANFORD	15.500
21*	308	PAUL HICHTWA	STANFORD	15.500
21*	307	DAVID FRANKL	STANFORD	15.500

2013 MPSF Championships

Event Results - P Bars

Apr 6, 2013

Page: 1
Printed: 4/6/2013 7:27:50 PM

Men / E
Session: 1



Rank	Num	Name	Gym	Diff	Exec	ND	Score	Out
1T	205	PRESTEN ELLSWORTH	OKLAHOMA	5.500	9.300	..	14.800	0.000
1T	305	CAMERON FOREMAN	STANFORD	5.800	9.000	..	14.800	0.000
3	202	DANNY BERARDINI	OKLAHOMA	5.600	9.150	..	14.750	0.050
4T	212	SERGEY RESNICK	OKLAHOMA	5.500	9.200	..	14.700	0.100
4T	314	EDDIE PENEV	STANFORD	5.700	9.000	..	14.700	0.100
6T	3	TORY BROWN	AIR FORCE	4.900	9.500	..	14.400	0.400
6T	309	BRIAN KNOTT	STANFORD	6.000	8.400	..	14.400	0.400
8	7	NICK GAUDLIP	AIR FORCE	4.900	9.400	..	14.300	0.500
9	120	KYLE ZEMEIR	CALIFORNIA	5.400	8.850	..	14.250	0.550
10	213	ALEC ROBIN	OKLAHOMA	5.100	9.050	..	14.150	0.650
11	15	MAC RITCHIE	AIR FORCE	5.600	8.500	..	14.100	0.700
12T	2	SKYLER AWISUS	AIR FORCE	5.100	8.950	..	14.050	0.750
12T	113	JOHNATHAN LIU	CALIFORNIA	5.900	8.150	..	14.050	0.750
14	201	DYLAN AKERS	OKLAHOMA	5.000	8.650	..	13.650	1.150
15	115	JEAN MONTECLARO	CALIFORNIA	5.100	8.450	..	13.550	1.250
16	318	CHRIS TURNER	STANFORD	5.700	7.700	..	13.400	1.400
17	319	DENNIS ZAREMSKI	STANFORD	5.700	7.550	..	13.250	1.550
18T	12	CORBIN PALMER	AIR FORCE	4.500	8.650	..	13.150	1.650
18T	109	KEVIN KO	CALIFORNIA	5.500	7.650	..	13.150	1.650
20	116	RYAN PATTERSON	CALIFORNIA	5.500	7.200	..	12.700	2.100
21*	215	MICHAEL SQUIRES	OKLAHOMA	14.800
21*	214	JACOBY RUBIN	OKLAHOMA	14.800
21*	211	MICHAEL REID	OKLAHOMA	14.800
21*	218	JOSH YEE	OKLAHOMA	14.800
21*	217	RAYMOND WHITE	OKLAHOMA	14.800
21*	216	CHRIS STEHL	OKLAHOMA	14.800
21*	210	STANTON REHKEMPER	OKLAHOMA	14.800
21*	206	ETHAN JOSE	OKLAHOMA	14.800
21*	204	TODD DOWDY	OKLAHOMA	14.800
21*	203	WILLIAM CLEMENT	OKLAHOMA	14.800
21*	209	KANJI OYAMA	OKLAHOMA	14.800
21*	208	TROY NITZKY	OKLAHOMA	14.800
21*	207	ADAM MYLER	OKLAHOMA	14.800
21*	301	GABE ALVARADO	STANFORD	14.800
21*	313	WILSON PATTON	STANFORD	14.800
21*	312	JORDAN NOLFF	STANFORD	14.800
21*	311	JOHN MARTIN	STANFORD	14.800
21*	317	ALEX STRAIT	STANFORD	14.800
21*	316	SEAN SENTERS	STANFORD	14.800
21*	315	CALE ROBINSON	STANFORD	14.800
21*	310	MIKE LEVY	STANFORD	14.800
21*	304	JOHNATHAN DEATON	STANFORD	14.800
21*	303	BRANDON BECKHARDT	STANFORD	14.800
21*	302	KEVIN BAKER	STANFORD	14.800
21*	308	PAUL HICHTWA	STANFORD	14.800
21*	307	DAVID FRANKL	STANFORD	14.800
21*	306	JAMES FOSCO	STANFORD	14.800

2013 MPSF Championships

Event Results - H Bar

Apr 6, 2013

Page: 1
Printed: 4/6/2013 7:27:51 PM

Men / E
Session: 1



Rank	Num	Name	Gym	Diff	Exec	ND	Score	Out
1	203	WILLIAM CLEMENT	OKLAHOMA	5.500	9.450	..	14.950	0.000
2	314	EDDIE PENEV	STANFORD	5.800	9.000	..	14.800	0.150
3	213	ALEC ROBIN	OKLAHOMA	5.700	9.050	..	14.750	0.200
4	109	KEVIN KO	CALIFORNIA	5.400	9.300	..	14.700	0.250
5	102	TJ BZOSKIE	CALIFORNIA	5.500	9.000	..	14.500	0.450
6	116	RYAN PATTERSON	CALIFORNIA	5.500	8.900	..	14.400	0.550
7T	202	DANNY BERARDINI	OKLAHOMA	5.200	9.150	..	14.350	0.600
7T	206	ETHAN JOSE	OKLAHOMA	5.600	8.750	..	14.350	0.600
9	304	JOHNATHAN DEATON	STANFORD	5.600	8.650	..	14.250	0.700
10	305	CAMERON FOREMAN	STANFORD	5.900	8.300	..	14.200	0.750
11	7	NICK GAUDLIP	AIR FORCE	5.500	8.650	..	14.150	0.800
12	3	TORY BROWN	AIR FORCE	5.000	9.100	..	14.100	0.850
13	309	BRIAN KNOTT	STANFORD	5.200	8.750	..	13.950	1.000
14	2	SKYLER AWISUS	AIR FORCE	4.600	9.300	..	13.900	1.050
15	120	KYLE ZEMEIR	CALIFORNIA	5.500	8.000	..	13.500	1.450
16	210	STANTON REHKEMPER	OKLAHOMA	5.100	8.250	..	13.350	1.600
17	1	DENIS AURELIUS	AIR FORCE	5.000	8.150	..	13.150	1.800
18	119	KEVIN WOLTING	CALIFORNIA	5.000	8.050	..	13.050	1.900
19	308	PAUL HICHTWA	STANFORD	5.300	7.700	..	13.000	1.950
20	15	MAC RITCHIE	AIR FORCE	5.200	7.450	..	12.650	2.300
21*	215	MICHAEL SQUIRES	OKLAHOMA	14.950
21*	214	JACOBY RUBIN	OKLAHOMA	14.950
21*	212	SERGEY RESNICK	OKLAHOMA	14.950
21*	218	JOSH YEE	OKLAHOMA	14.950
21*	217	RAYMOND WHITE	OKLAHOMA	14.950
21*	216	CHRIS STEHL	OKLAHOMA	14.950
21*	211	MICHAEL REID	OKLAHOMA	14.950
21*	205	PRESTEN ELLSWORTH	OKLAHOMA	14.950
21*	204	TODD DOWDY	OKLAHOMA	14.950
21*	201	DYLAN AKERS	OKLAHOMA	14.950
21*	209	KANJI OYAMA	OKLAHOMA	14.950
21*	208	TROY NITZKY	OKLAHOMA	14.950
21*	207	ADAM MYLER	OKLAHOMA	14.950
21*	301	GABE ALVARADO	STANFORD	14.950
21*	316	SEAN SENTERS	STANFORD	14.950
21*	315	CALE ROBINSON	STANFORD	14.950
21*	313	WILSON PATTON	STANFORD	14.950
21*	319	DENNIS ZAREMSKI	STANFORD	14.950
21*	318	CHRIS TURNER	STANFORD	14.950
21*	317	ALEX STRAIT	STANFORD	14.950
21*	312	JORDAN NOLFF	STANFORD	14.950
21*	306	JAMES FOSCO	STANFORD	14.950
21*	303	BRANDON BECKHARDT	STANFORD	14.950
21*	302	KEVIN BAKER	STANFORD	14.950
21*	311	JOHN MARTIN	STANFORD	14.950
21*	310	MIKE LEVY	STANFORD	14.950
21*	307	DAVID FRANKL	STANFORD	14.950

2013 MPSF Championships

Event Results - AA

Apr 6, 2013

Page: 1
Printed: 4/6/2013 7:27:52 PM

Men / E
Session: 1

Rank	Num	Name	Gym	Score	Out
1	314	EDDIE PENEV	STANFORD	88.200	0.000
2	213	ALEC ROBIN	OKLAHOMA	86.600	1.600
3	205	PRESTEN ELLSWORTH	OKLAHOMA	58.600	29.600
4	3	TORY BROWN	AIR FORCE	57.850	30.350
5	201	DYLAN AKERS	OKLAHOMA	56.650	31.550
6	120	KYLE ZEMEIR	CALIFORNIA	55.700	32.500
7	116	RYAN PATTERSON	CALIFORNIA	55.600	32.600
8	1	DENIS AURELIUS	AIR FORCE	54.800	33.400
9	111	STEVEN LACOMBE	CALIFORNIA	44.300	43.900
10	304	JOHNATHAN DEATON	STANFORD	43.750	44.450
11	7	NICK GAUDLIP	AIR FORCE	43.550	44.650
12	310	MIKE LEVY	STANFORD	43.500	44.700
13	4	GARED CHAPMAN	AIR FORCE	41.950	46.250
14	104	MATTHEW DEL JUNCO	CALIFORNIA	40.950	47.250
15	15	MAC RITCHIE	AIR FORCE	40.600	47.600
16	318	CHRIS TURNER	STANFORD	40.450	47.750
17	316	SEAN SENTERS	STANFORD	39.550	48.650
18	209	KANJI OYAMA	OKLAHOMA	29.500	58.700
19	212	SERGEY RESNICK	OKLAHOMA	29.200	59.000
20	202	DANNY BERARDINI	OKLAHOMA	29.100	59.100
21	208	TROY NITZKY	OKLAHOMA	29.050	59.150
22T	203	WILLIAM CLEMENT	OKLAHOMA	29.000	59.200
22T	305	CAMERON FOREMAN	STANFORD	29.000	59.200
24	114	CHRISTIAN MONTECLARO	CALIFORNIA	28.900	59.300
25	312	JORDAN NOLFF	STANFORD	28.850	59.350
26	17	BEN ZAISER	AIR FORCE	28.450	59.750
27	217	RAYMOND WHITE	OKLAHOMA	28.400	59.800
28	309	BRIAN KNOTT	STANFORD	28.350	59.850
29T	319	DENNIS ZAREMSKI	STANFORD	28.150	60.050
29T	115	JEAN MONTECLARO	CALIFORNIA	28.150	60.050
31	16	JON SPIRO	AIR FORCE	28.050	60.150
32	2	SKYLER AWISUS	AIR FORCE	27.950	60.250
33	109	KEVIN KO	CALIFORNIA	27.850	60.350
34	118	KEVIN TRAN	CALIFORNIA	27.300	60.900
35	119	KEVIN WOLTING	CALIFORNIA	26.650	61.550
36	215	MICHAEL SQUIRES	OKLAHOMA	15.650	72.550
37	112	JEFFREY LANGENSTEIN	CALIFORNIA	15.100	73.100
38	216	CHRIS STEHL	OKLAHOMA	14.900	73.300
39	8	TYLER HUEBNER	AIR FORCE	14.700	73.500
40	302	KEVIN BAKER	STANFORD	14.650	73.550
41	102	TJ BZOSKIE	CALIFORNIA	14.500	73.700
42	13	VAUGHN PYNE	AIR FORCE	14.450	73.750
43	206	ETHAN JOSE	OKLAHOMA	14.350	73.850
44	311	JOHN MARTIN	STANFORD	14.300	73.900
45	301	GABE ALVARADO	STANFORD	14.200	74.000
46	113	JOHNATHAN LIU	CALIFORNIA	14.050	74.150
47	107	TAKAHIRO KAWADA	CALIFORNIA	13.900	74.300