

NCAA Gymnastics Score Sheet

Teams: Home Brigham Young University Visitor Stanford University

Date Mar 27, 2017 Place University Of Washington Attendance 0

	Name		1 2 3 4 nd AVE					Name		1 2 3 4 nd AVE								
			1	2	3	4	nd			AVE	1	2	3	4	nd	AVE		
V A U L T	1	Lauren Love	106	9.75	9.80	9.70	9.70		9.725	1	Rachel Daum	402	9.65	9.70	9.70	9.70		9.700
	2	Angel Zhong	115	9.75	9.75	9.75	9.85		9.750	2	Hailee Hoffman	404	9.05	9.25	9.15	9.30		9.200
	3	Cheyenne Hill	104	9.65	9.60	9.75	9.70		9.675	3	Kaylee Cole	401	9.80	9.75	9.80	9.85		9.800
	4	Shannon Hortman	105	9.80	9.80	9.75	9.75		9.775	4	Aleeza Yu	412	9.80	9.80	9.80	9.85		9.800
	5	Jill Van Mierlo	108	9.70	9.65	9.70	9.70		9.700	5	Elizabeth Price	409	9.90	9.90	9.90	9.90		9.900
	6	Mackenzie Douglas	101	9.85	9.90	9.85	9.75		9.850	6	Nicolette McNair	408	9.75	9.80	9.80	9.75		9.775

Vault Score: **48.800** Running Score: **48.800** Vault Score: **48.975** Running Score: **48.975**

B A R S	1	Natasha Trejo	113	9.75	9.80	9.80	9.75		9.775	1	Nicolette McNair	408	9.85	9.90	9.90	9.80		9.875
	2	Mackenzie Douglas	101	9.65	9.70	9.60	9.60		9.625	2	Aleeza Yu	412	9.70	9.65	9.70	9.75		9.700
	3	Jill Van Mierlo	108	9.70	9.70	9.70	9.75		9.700	3	Danielle McNair	407	9.25	9.30	9.25	9.25		9.250
	4	Jesse Westergard	114	8.90	9.05	9.00	9.05		9.025	4	Rachel Daum	402	9.70	9.70	9.75	9.80		9.725
	5	Shannon Hortman	105	9.80	9.80	9.80	9.80		9.800	5	Elizabeth Price	409	10.00	10.00	9.95	9.95		9.975
	6	Brittini Wilde	103	9.65	9.75	9.70	9.75		9.725	6	Dare Maxwell	406	9.60	9.80	9.85	9.85		9.825

Bars Score: **48.625** Running Score: **97.425** Bars Score: **49.100** Running Score: **98.075**

B E A M	1	Briana Pearson	112	9.70	9.85	9.75	9.75		9.750	1	Nicolette McNair	408	9.75	9.70	9.80	9.80		9.775
	2	Hannah Miller	110	9.75	9.65	9.80	9.75		9.750	2	Aleeza Yu	412	9.75	9.70	9.75	9.85		9.750
	3	Cheyenne Hill	104	9.80	9.75	9.70	9.75		9.750	3	Kaylee Cole	401	9.80	9.75	9.85	9.85		9.825
	4	Shannon Hortman	105	9.20	9.15	9.20	9.20		9.200	4	Rachel Daum	402	9.20	9.20	9.20	9.20		9.200
	5	Natasha Trejo	113	9.80	9.90	9.80	9.85		9.825	5	Danielle McNair	407	9.70	9.75	9.80	9.75		9.750
	6	Jill Van Mierlo	108	9.70	9.70	9.75	9.70		9.700	6	Taryn Fitzgerald	403	9.55	9.65	9.55	9.65	-0.1	9.500

Beam Score: **48.775** Running Score: **146.200** Beam Score: **48.600** Running Score: **146.675**

F L O O R	1	Briana Pearson	112	9.65	9.65	9.70	9.80		9.675	1	Hailee Hoffman	404	9.60	9.65	9.70	9.70	-0.1	9.575
	2	Jill Van Mierlo	108	9.60	9.55	9.50	9.50		9.525	2	Kaylee Cole	401	9.85	9.85	9.85	9.80		9.850
	3	Natasha Trejo	113	9.70	9.65	9.60	9.65		9.650	3	Haley Spector	410	9.75	9.75	9.80	9.90		9.775
	4	Shannon Hortman	105	9.85	9.85	9.85	9.80		9.850	4	Rachel Daum	402	9.85	9.90	9.85	9.85		9.850
	5	Mackenzie Douglas	101	9.80	9.80	9.85	9.85		9.825	5	Elizabeth Price	409	9.85	9.85	9.85	9.90		9.850
	6	Kyleigh Greenleaf	102	9.80	9.70	9.85	9.85		9.825	6	Ashley Tai	411	9.00	9.10	8.90	9.10		9.050

Floor Score: **48.825** Running Score: **195.025** Floor Score: **48.900** Running Score: **195.575**

Final Team Score: 195.025

Final Team Score: 195.575

All-Arounders

All-Arounders

V T U B B B F X A A	Hortman	Van Mierlo																
	9.775	9.700								Daum								
	9.800	9.700								9.700								
	9.200	9.700								9.725								
	9.850	9.525								9.200								
	38.625	38.625								9.850								
									38.475									

Judge's Signatures * VT Denise Green (B), Helen Reading (N) UB Priscilla Hickey (B), Janine Bissonette (N) * BB Ann Marie Reppner (B), Janine Dent (N) * FX Pam Evans (B), Nichole Marie Otterson (N)

* Head Judge Denise Jensen (N), Karan Ederep (N) UB Lynn Day (N), Jim Madore (N) BB Tina Paulos (N), Jan Eymann (N) EX Kathy Lopes (N), Martha Dunn (N)

Coach's Signature [Signature] Coach's Signature [Signature]

NCAA Gymnastics Score Sheet

Teams: Home University of Kentucky Visitor University of Oklahoma

Date Mar 27, 2017 Place University Of Washington Attendance 0

	Name		1					AVE	Name		1					AVE		
			1	2	3	4	nd				1	2	3	4	nd			
V A U L T	1	Alex Hyland	205	9.70	9.80	9.75	9.75		9.750	1	Alex Marks	311	9.85	9.85	9.90	9.85		9.850
	2	Aubree Rosa	209	9.75	9.75	9.75	9.60		9.750	2	Chayse Capps	302	9.90	9.90	9.90	9.90		9.900
	3	Sidney Dukes	204	9.85	9.80	9.80	9.70		9.800	3	Jade Degouveia	305	9.85	9.85	9.85	9.85		9.850
	4	Danaea Davis	203	9.85	9.85	9.85	9.90		9.850	4	Brenna Dowell	306	9.85	9.90	9.95	9.95		9.925
	5	Katie Stuart	210	9.75	9.80	9.75	9.85		9.775	5	AJ Jackson	307	9.95	9.95	9.95	10.00		9.950
	6	Mollie Korth	206	9.85	9.85	9.90	9.90		9.875	6	Maggie Nichols	312	9.95	10.00	9.95	9.95		9.950

Vault Score: 49.050 Running Score: 49.050 Vault Score: 49.575 Running Score: 49.575

	Name		1					AVE	Name		1					AVE		
			1	2	3	4	nd				1	2	3	4	nd			
B A R S	1	Katie Carlisle	201	9.75	9.80	9.80	9.75		9.775	1	Chayse Capps	302	9.80	9.80	9.75	9.80		9.800
	2	Katrina Coca	202	9.85	9.85	9.85	9.80		9.850	2	Stefani Catour	303	9.95	9.90	9.95	9.85		9.925
	3	Sidney Dukes	204	9.75	9.75	9.85	9.80		9.775	3	Brenna Dowell	306	9.85	9.80	9.90	9.90		9.875
	4	Katie Stuart	210	9.70	9.60	9.70	9.80		9.700	4	Nicole Lehrmann	309	9.90	9.90	9.95	9.90		9.900
	5	Alex Hyland	205	9.80	9.80	9.70	9.80		9.800	5	McKenzie Wofford	315	9.90	9.95	9.95	9.95		9.950
	6	Mollie Korth	206	9.75	9.75	9.80	9.80		9.775	6	Maggie Nichols	312	9.85	9.90	9.95	9.90		9.900

Bars Score: 48.975 Running Score: 98.025 Bars Score: 49.550 Running Score: 99.125

	Name		1					AVE	Name		1					AVE		
			1	2	3	4	nd				1	2	3	4	nd			
B E A M	1	Katie Stuart	210	9.85	9.80	9.90	9.85		9.850	1	Charity Jones	308	9.85	9.80	9.90	9.85		9.850
	2	Mollie Korth	206	9.85	9.85	9.85	9.90		9.850	2	Nicole Lehrmann	309	9.85	9.85	9.85	9.90		9.850
	3	Hailey Poland	207	9.15	9.10	9.10	9.20		9.125	3	Stefani Catour	303	9.85	9.85	9.90	9.85		9.850
	4	Katie Carlisle	201	9.75	9.75	9.65	9.75		9.750	4	Natalie Brown	301	9.85	9.90	9.90	9.90		9.900
	5	Sidney Dukes	204	9.80	9.80	9.80	9.80		9.800	5	Maggie Nichols	312	9.95	9.90	9.95	10.00		9.950
	6	Alex Hyland	205	9.90	9.85	9.95	9.90		9.900	6	Chayse Capps	302	9.95	9.90	9.95	9.95		9.950

Beam Score: 49.150 Running Score: 147.175 Beam Score: 49.500 Running Score: 148.625

	Name		1					AVE	Name		1					AVE		
			1	2	3	4	nd				1	2	3	4	nd			
F L O O R	1	Katie Carlisle	201	9.80	9.80	9.80	9.75		9.800	1	Charity Jones	308	9.85	9.90	9.90	9.85		9.875
	2	Don Rechenmacher	208	9.75	9.75	9.80	9.80		9.775	2	Nicole Turner	314	9.60	9.70	9.70	9.70	-0.1	9.600
	3	Katie Stuart	210	9.80	9.75	9.85	9.80		9.800	3	Brenna Dowell	306	9.90	9.85	9.90	9.85		9.875
	4	Alex Hyland	205	9.85	9.85	9.85	9.85		9.850	4	Chayse Capps	302	9.90	9.90	9.95	9.90		9.900
	5	Sidney Dukes	204	9.70	9.65	9.70	9.60		9.675	5	Maggie Nichols	312	9.95	9.95	9.95	9.95		9.950
	6	Mollie Korth	206	9.80	9.80	9.85	9.80		9.800	6	AJ Jackson	307	9.85	9.85	9.80	9.90		9.850

Floor Score: 49.025 Running Score: 196.200 Floor Score: 49.450 Running Score: 198.075

Final Team Score: 196.200

Final Team Score: 198.075

All-Arounders

All-Arounders

	Dukes	Hyland	Korth	Stuart		Capps	Nichols				
VT	9.800	9.750	9.875	9.775		9.900	9.950				
UB	9.775	9.800	9.775	9.700		9.800	9.900				
BB	9.800	9.900	9.850	9.850		9.950	9.950				
FX	9.975	9.850	9.800	9.800		9.900	9.950				
AA	39.050	39.300	39.300	39.125		39.550	39.750				

Judges' Signatures: *VT [Signature] *UB [Signature] *BB [Signature] *FX [Signature]
 *Head Judge: [Signature]
 Coach's Signature: [Signature]

NCAA Gymnastics Score Sheet

Teams: Home Utah State University Visitor Washington
 Date Mar 27, 2017 Place University Of Washington Attendance 0

	Name		1 2 3 4 nd AVE					Name		1 2 3 4 nd AVE						
			1	2	3	4	nd			AVE	1	2	3	4	nd	AVE
V A U L T	1	Jazmyn Estrella 504	9.80	9.85	9.75	9.75		9.775	1	Madison Copiak 602	9.75	9.75	9.60	9.65		9.700
	2	Madison Ward 515	9.75	9.80	9.75	9.80		9.775	2	Haley Roy 612	9.65	9.65	9.75	9.65		9.650
	3	Elle Golison 505	9.85	9.75	9.80	9.80		9.800	3	Joslyn Goings 604	9.80	9.85	9.70	9.80		9.800
	4	Katie Brown 502	9.85	9.75	9.70	9.65		9.725	4	Monica Riley 609	9.70	9.70	9.75	9.80		9.725
	5	Miranda Hone 506	9.80	9.80	9.80	9.80		9.800	5	Alexandra Yacalis 615	9.85	9.80	9.85	9.85		9.850
	6	MaKayia Bullitt 503	9.80	9.85	9.80	9.80		9.800	6	Hailey Burleson 601	9.85	9.75	9.80	9.80		9.800

Vault Score: 48.950 Running Score: 48.950 Vault Score: 48.875 Running Score: 48.875

	Name		1 2 3 4 nd AVE					Name		1 2 3 4 nd AVE						
			1	2	3	4	nd			AVE	1	2	3	4	nd	AVE
B A R S	1	Madison Ward 515	9.75	9.80	9.75	9.70		9.750	1	Joslyn Goings 604	9.85	9.85	9.85	9.80		9.850
	2	Bailey McIntire 508	9.80	9.75	9.80	9.80		9.800	2	Maya Washington 614	9.80	9.70	9.75	9.80		9.775
	3	Melanie Oster 511	7.00	7.40	7.20	7.70		7.300	3	Hailey Burleson 601	9.85	9.85	9.80	9.85		9.850
	4	Brittany Jeppesen 507	9.70	9.80	9.60	9.70		9.700	4	Janae Janik 606	9.15	9.15	9.20	9.10		9.150
	5	Keri Peel 512	9.75	9.75	9.80	9.70		9.750	5	Madison Copiak 602	9.85	9.80	9.75	9.85		9.825
	6	Jazmyn Estrella 504	9.80	9.75	9.70	9.70		9.725	6	Kaitlyn Duranczyk 603	9.95	9.95	9.90	9.95		9.950

Bars Score: 48.725 Running Score: 97.675 Bars Score: 49.250 Running Score: 98.125

	Name		1 2 3 4 nd AVE					Name		1 2 3 4 nd AVE						
			1	2	3	4	nd			AVE	1	2	3	4	nd	AVE
B E A M	1	Katie Brown 502	9.60	9.70	9.60	9.60		9.600	1	Ma'ory Rose 611	9.80	9.85	9.80	9.80		9.800
	2	Elle Golison 505	9.75	9.60	9.80	9.85		9.775	2	Zoey Schaefer 613	9.85	9.85	9.95	9.90		9.875
	3	Hayley Sanzotti 514	9.60	9.70	9.60	9.60		9.600	3	Michaela Nelson 608	9.85	9.80	9.85	9.80		9.825
	4	Bailey McIntire 508	9.80	9.80	9.75	9.75		9.775	4	Janae Janik 606	9.20	9.20	9.10	9.15		9.175
	5	Melanie Oster 511	9.60	9.60	9.55	9.50		9.575	5	Joslyn Goings 604	9.70	9.85	9.80	9.75		9.775
	6	Keri Peel 512	9.75	9.75	9.65	9.75		9.750	6	Hailey Burleson 601	9.90	9.90	9.85	9.90		9.900

Beam Score: 48.500 Running Score: 146.175 Beam Score: 49.175 Running Score: 147.300

	Name		1 2 3 4 nd AVE					Name		1 2 3 4 nd AVE						
			1	2	3	4	nd			AVE	1	2	3	4	nd	AVE
F L O O R	1	Hayley Sanzotti 514	9.70	9.65	9.75	9.80		9.725	1	Zoey Schaefer 613	9.80	9.75	9.75	9.85		9.775
	2	Keri Peel 512	9.70	9.70	9.85	9.70		9.700	2	Joslyn Goings 604	9.80	9.80	9.80	9.85		9.800
	3	Bailey McIntire 508	9.70	9.75	9.80	9.70		9.725	3	Kaitlyn Duranczyk 603	9.85	9.85	9.90	9.85		9.850
	4	Elle Golison 505	9.60	9.50	9.60	9.60		9.600	4	Maya Washington 614	9.80	9.85	9.85	9.85		9.850
	5	Jazmyn Estrella 504	9.65	9.70	9.70	9.75		9.700	5	Alexandra Yacalis 615	9.90	9.85	9.95	9.90		9.900
	6	Madison Ward 515	9.85	9.90	9.75	9.80		9.825	6	Hailey Burleson 601	9.85	9.85	9.85	9.85		9.850

Floor Score: 48.675 Running Score: 194.850 Floor Score: 49.250 Running Score: 196.550

Final Team Score: 194.850 Final Team Score: 196.550

All-Arounders						All-Arounders					
	VT	UB	BB	FX	AA		Burleson	Goings			
							9.800	9.800			
							9.850	9.850			
							9.900	9.775			
							9.850	9.800			
							39.400	39.225			

Judge's Signatures * VT Denise Green Helen Reading UB Priscilla Hickey Janine Bissonnette * BB Agri Marie Heppner Janine Dent * FX Pam Evans Nichole Marie Otterson
 * Head Judge
 VT Denise Jensen Karen Eder UB Lynn Day Jim Madore BB Tina Paulos Jani Eymann Kathy Lopes Martha Dunn
 Coach's Signature [Signature] Coach's Signature [Signature]

NCAA Gymnastics Score Sheet

Teams: Home *Individual Competitors (Sac. St.) Visitor *Individual Competitors (San Jose St.)
 Date Mar 27, 2017 Place University Of Washington Attendance 0

	Name		1					2					nd	AVE	Name		1					2					nd	AVE			
			1	2	3	4	5	1	2	3	4	5					1	2	3	4	5	1	2	3	4	5					
V A U L T	1	Julia Konner	804	9.85	9.75	9.85	9.85						9.850	1	Kaitlin Won	810	9.75	9.70	9.65	9.65											9.675
	2	Lauren Rice	805	9.65	9.70	9.65	9.70						9.675																		
	3	Caitlin Soliwoda	806	9.75	9.80	9.80	9.80						9.800																		

Vault Score: 29.325 Running Score: 29.325 Vault Score: 9.675 Running Score: 9.675

	Name		1					2					nd	AVE	Name		1					2					nd	AVE			
			1	2	3	4	5	1	2	3	4	5					1	2	3	4	5	1	2	3	4	5					
B A R S	1	Lauren Rice	805	9.90	9.80	9.80	9.90						9.850	1	Rachel Heini	809	9.70	9.75	9.65	9.75											9.725
	2	Caitlin Soliwoda	806	9.70	9.80	9.85	9.75						9.775	2	Kaitlin Won	810	9.75	9.65	9.70	9.65											9.675

Bars Score: 19.625 Running Score: 48.950 Bars Score: 19.400 Running Score: 29.075

	Name		1					2					nd	AVE	Name		1					2					nd	AVE			
			1	2	3	4	5	1	2	3	4	5					1	2	3	4	5	1	2	3	4	5					
B E A M	1	Lauren Rice	805	9.80	9.85	9.85	9.85						9.850	1	Kaitlin Won	810	9.75	9.65	9.75	9.80											9.750
	2	Caitlin Soliwoda	806	9.65	9.60	9.70	9.80						9.675																		
	3	Courtney Soliwoda	807	9.80	9.80	9.75	9.80						9.800																		

Beam Score: 29.325 Running Score: 78.275 Beam Score: 9.750 Running Score: 38.825

	Name		1					2					nd	AVE	Name		1					2					nd	AVE			
			1	2	3	4	5	1	2	3	4	5					1	2	3	4	5	1	2	3	4	5					
F L O O R	1	Lauren Rice	805	9.60	9.60	9.75	9.80						9.675	1	Taylor Chan	808	9.70	9.70	9.70	9.65											9.700
	2	Caitlin Soliwoda	806	9.75	9.75	9.90	9.80						9.775	2	Kaitlin Won	810	9.70	9.70	9.75	9.70											9.700

Floor Score: 19.450 Running Score: 97.725 Floor Score: 19.400 Running Score: 58.225

Final Team Score: 97.725

Final Team Score: 58.225

All-Arounders

All-Arounders

	Rice	Soliwoda																											
VT	9.675	9.800																											
UB	9.850	9.775																											
BB	9.850	9.675																											
FX	9.675	9.775																											
AA	39.050	39.025																											

Judge's Signatures: *VT Denise Green (B), Helen Reading (N) *UB Priscilla Hickey (B), Janine Bissonnette (N) *BB Ash Marie Heppner (B), Janine Dent (N) *FX Pam Evans (B), Nichole Marie Otterson (N)
 *Head Judge Denise Jensen (N), Karen Ederer (N) *UB Lynn Day (N), Tim Maddis (N) *BB Tina Paulos (N), Ben Eyman (N) *FX Rainy Lobes (N), Martha Dunn (N)
 Coach's Signature [Signature] Coach's Signature [Signature]

NCAA Gymnastics Score Sheet

Teams: Home *Individual Competitors (SPU) Visitor *Individual Competitors (UC Davis)

Date Mar 27, 2017 Place University Of Washington Attendance 0

Name		1	2	3	4	nd	AVE	Name		1	2	3	4	nd	AVE
V A U L T	1 Ariana Harger 811	9.70	9.70	9.75	9.75		9.725	1 Alexis Brown 801	9.80	9.80	9.75	9.80			9.800

Vault Score: 9.725 Running Score: 9.725 Vault Score: 9.800 Running Score: 9.800

B A R S	1 Alexis Brown 801	9.70	9.70	9.80	9.75		9.725
	2 Yonni Michovska 802	9.75	9.80	9.75	9.80		9.775

Bars Score: 0.000 Running Score: 9.725 Bars Score: 19.500 Running Score: 29.300

B E A M	1 Alexis Brown 801	9.80	9.75	9.80	9.80		9.800
	2 Yasmine Yektaparast 803	9.70	9.80	9.75	9.75		9.750

Beam Score: 0.000 Running Score: 9.725 Beam Score: 19.550 Running Score: 48.850

F L O O R	1 Ariana Harger 811	9.75	9.80	9.80	9.80		9.800	1 Alexis Brown 801	9.60	9.75	9.70	9.65	-0.1	9.575

Floor Score: 9.800 Running Score: 19.525 Floor Score: 9.575 Running Score: 58.425

Final Team Score: 19.525 Final Team Score: 58.425

All-Arounders

All-Arounders

V T U B B B F X A A															

Judge's Signatures *VT [Signature] *UB [Signature] *BB [Signature] *FX [Signature]

* Head Judge VT [Signature] UB [Signature] BB [Signature] FX [Signature]

Coach's Signature [Signature] Coach's Signature [Signature]

NCAA Regionals

Event Results - Vault

Mar 27, 2017

Page: 1
 Printed: 4/1/2017 7:34 PM
 Women / 10 / All Ages
 Session: 1



Rank	Num	Name	Gym	Start	Score	Out
1T	312	Maggie Nichols	Oklahoma	—	9.950	0.000
1T	307	AJ Jackson	Oklahoma	—	9.950	0.000
3	306	Brenna Dowell	Oklahoma	—	9.925	0.025
4T	302	Chayse Capps	Oklahoma	—	9.900	0.050
4T	409	Elizabeth Price	Stanford	—	9.900	0.050
6	206	Mollie Korth	Kentucky	—	9.875	0.075
7T	101	Mackenzie Douglas	BYU	—	9.850	0.100
7T	615	Alexandra Yacalis	Washington	—	9.850	0.100
7*	311	Alex Marks	Oklahoma	—	9.850	0.100
7*	804	Julia Konner	Sacramento State	—	9.850	0.100
7*	203	Danaea Davis	Kentucky	—	9.850	0.100
7*	305	Jade Degouveia	Oklahoma	—	9.850	0.100
13T	601	Hailey Burleson	Washington	—	9.800	0.150
13T	604	Joslyn Goings	Washington	—	9.800	0.150
13T	204	Sidney Dukes	Kentucky	—	9.800	0.150
13T	806	Caitlin Soliwoda	Sacramento State	—	9.800	0.150
13T	801	Alexis Brown	UC Davis	—	9.800	0.150
13T	401	Kaylee Cole	Stanford	—	9.800	0.150
13T	412	Aleeza Yu	Stanford	—	9.800	0.150
13T	505	Elle Golison	Utah State	—	9.800	0.150
13T	807	Courtney Soliwoda	Sacramento State	—	9.800	0.150
13*	506	Miranda Hone	Utah State	—	9.800	0.150
13*	503	MaKayla Bullitt	Utah State	—	9.800	0.150
24T	210	Katie Stuart	Kentucky	—	9.775	0.175
24T	105	Shannon Hortman	BYU	—	9.775	0.175
24T	408	Nicolette McNair	Stanford	—	9.775	0.175
24T	515	Madison Ward	Utah State	—	9.775	0.175
24T	504	Jazmyn Estrella	Utah State	—	9.775	0.175
29T	205	Alex Hyland	Kentucky	—	9.750	0.200
29*	209	Aubree Rosa	Kentucky	—	9.750	0.200
29*	115	Angel Zhong	BYU	—	9.750	0.200
32T	811	Ariana Harger	Seattle Pacific	—	9.725	0.225
32T	502	Katie Brown	Utah State	—	9.725	0.225
32*	609	Monica Riley	Washington	—	9.725	0.225
32*	106	Lauren Love	BYU	—	9.725	0.225
36T	108	Jill Van Mierlo	BYU	—	9.700	0.250
36T	402	Rachel Daum	Stanford	—	9.700	0.250
36T	602	Madison Copiak	Washington	—	9.700	0.250
39T	805	Lauren Rice	Sacramento State	—	9.675	0.275
39T	810	Kaitlin Won	San Jose State	—	9.675	0.275
39T	104	Cheyenne Hill	BYU	—	9.675	0.275
42	612	Haley Roy	Washington	—	9.650	0.300
43	404	Hailee Hoffman	Stanford	—	9.200	0.750

NCAA Regionals

Event Results - Bars

Mar 27, 2017

Page: 1

Printed: 4/1/2017 7:34 PM

Women / 10 / All Ages

Session: 1



Rank	Num	Name	Gym	Start	Score	Out
1	409	Elizabeth Price	Stanford	—.—	9.975	0.000
2T	603	Kaitlyn Duranczyk	Washington	—.—	9.950	0.025
2T	315	McKenzie Wofford	Oklahoma	—.—	9.950	0.025
4	303	Stefani Catour	Oklahoma	—.—	9.925	0.050
5T	312	Maggie Nichols	Oklahoma	—.—	9.900	0.075
5T	309	Nicole Lehrmann	Oklahoma	—.—	9.900	0.075
7T	306	Brenna Dowell	Oklahoma	—.—	9.875	0.100
7T	408	Nicolette McNair	Stanford	—.—	9.875	0.100
9T	601	Hailey Burleson	Washington	—.—	9.850	0.125
9T	604	Joslyn Goings	Washington	—.—	9.850	0.125
9T	805	Lauren Rice	Sacramento State	—.—	9.850	0.125
9T	202	Katrina Coca	Kentucky	—.—	9.850	0.125
13T	602	Madison Copiak	Washington	—.—	9.825	0.150
13T	406	Dare Maxwell	Stanford	—.—	9.825	0.150
15T	302	Chayse Capps	Oklahoma	—.—	9.800	0.175
15T	205	Alex Hyland	Kentucky	—.—	9.800	0.175
15T	105	Shannon Hortman	BYU	—.—	9.800	0.175
15T	508	Bailey McIntire	Utah State	—.—	9.800	0.175
19T	206	Mollie Korth	Kentucky	—.—	9.775	0.200
19T	204	Sidney Dukes	Kentucky	—.—	9.775	0.200
19T	806	Caitlin Soliwoda	Sacramento State	—.—	9.775	0.200
19T	201	Katie Carlisle	Kentucky	—.—	9.775	0.200
19T	113	Natasha Trejo	BYU	—.—	9.775	0.200
19T	614	Maya Washington	Washington	—.—	9.775	0.200
19T	802	Yonni Michovska	UC Davis	—.—	9.775	0.200
26T	515	Madison Ward	Utah State	—.—	9.750	0.225
26T	512	Keri Peel	Utah State	—.—	9.750	0.225
28T	801	Alexis Brown	UC Davis	—.—	9.725	0.250
28T	402	Rachel Daum	Stanford	—.—	9.725	0.250
28T	504	Jazmyn Estrella	Utah State	—.—	9.725	0.250
28*	809	Rachel Heinel	San Jose State	—.—	9.725	0.250
28*	103	Brittni Wilde	BYU	—.—	9.725	0.250
33T	210	Katie Stuart	Kentucky	—.—	9.700	0.275
33T	108	Jill Van Mierlo	BYU	—.—	9.700	0.275
33T	412	Aleeza Yu	Stanford	—.—	9.700	0.275
33T	507	Brittany Jeppesen	Utah State	—.—	9.700	0.275
37	810	Kaitlin Won	San Jose State	—.—	9.675	0.300
38	101	Mackenzie Douglas	BYU	—.—	9.625	0.350
39	407	Danielle McNair	Stanford	—.—	9.250	0.725
40	606	Janae Janik	Washington	—.—	9.150	0.825
41	114	Jesse Westergard	BYU	—.—	9.025	0.950
42	511	Melanie Oster	Utah State	—.—	7.300	2.675
43T	308	Charity Jones	Oklahoma	—.—	—.—	9.975
43T	203	Danaea Davis	Kentucky	—.—	—.—	9.975
43T	808	Taylor Chan	San Jose State	—.—	—.—	9.975

NCAA Regionals

Event Results - Beam

Mar 27, 2017

Page: 1
Printed: 4/1/2017 7:34 PM

Women / 10 / All Ages
Session: 1



Rank	Num	Name	Gym	Start	Score	Out
1T	312	Maggie Nichols	Oklahoma	—	9.950	0.000
1T	302	Chayse Capps	Oklahoma	—	9.950	0.000
3T	601	Hailey Burleson	Washington	—	9.900	0.050
3T	205	Alex Hyland	Kentucky	—	9.900	0.050
3T	301	Natalie Brown	Oklahoma	—	9.900	0.050
6	613	Zoey Schaefer	Washington	—	9.875	0.075
7T	206	Mollie Korth	Kentucky	—	9.850	0.100
7T	210	Katie Stuart	Kentucky	—	9.850	0.100
7T	805	Lauren Rice	Sacramento State	—	9.850	0.100
7T	303	Stefani Catour	Oklahoma	—	9.850	0.100
7T	309	Nicole Lehrmann	Oklahoma	—	9.850	0.100
7T	308	Charity Jones	Oklahoma	—	9.850	0.100
13T	401	Kaylee Cole	Stanford	—	9.825	0.125
13T	113	Natasha Trejo	BYU	—	9.825	0.125
13T	608	Michaela Nelson	Washington	—	9.825	0.125
16T	204	Sidney Dukes	Kentucky	—	9.800	0.150
16T	801	Alexis Brown	UC Davis	—	9.800	0.150
16T	807	Courtney Soliwoda	Sacramento State	—	9.800	0.150
16T	611	Malory Rose	Washington	—	9.800	0.150
20T	604	Joslyn Goings	Washington	—	9.775	0.175
20T	408	Nicolette McNair	Stanford	—	9.775	0.175
20T	508	Bailey McIntire	Utah State	—	9.775	0.175
20T	505	Elle Golison	Utah State	—	9.775	0.175
24T	810	Kaitlin Won	San Jose State	—	9.750	0.200
24T	201	Katie Carlisle	Kentucky	—	9.750	0.200
24T	412	Aleeza Yu	Stanford	—	9.750	0.200
24T	512	Keri Peel	Utah State	—	9.750	0.200
24*	112	Briana Pearson	BYU	—	9.750	0.200
24*	104	Cheyenne Hill	BYU	—	9.750	0.200
24T	407	Danielle McNair	Stanford	—	9.750	0.200
24*	803	Yasmine Yektaparast	UC Davis	—	9.750	0.200
24*	110	Hannah Miller	BYU	—	9.750	0.200
33	108	Jill Van Mierlo	BYU	—	9.700	0.250
34	806	Caitlin Soliwoda	Sacramento State	—	9.675	0.275
35*	514	Hayley Sanzotti	Utah State	—	9.600	0.350
35*	502	Katie Brown	Utah State	—	9.600	0.350
37	511	Melanie Oster	Utah State	—	9.575	0.375
38	403	Taryn Fitzgerald	Stanford	—	9.500	0.450
39T	105	Shannon Hortman	BYU	—	9.200	0.750
39T	402	Rachel Daum	Stanford	—	9.200	0.750
41	606	Janae Janik	Washington	—	9.175	0.775
42	207	Hailey Poland	Kentucky	—	9.125	0.825
43	406	Dare Maxwell	Stanford	—	—	9.950

NCAA Regionals

Event Results - Floor

Mar 27, 2017

Page: 1
 Printed: 4/1/2017 7:34 PM
 Women / 10 / All Ages
 Session: 1



Rank	Num	Name	Gym	Start	Score	Out
1	312	Maggie Nichols	Oklahoma	—	9.950	0.000
2T	302	Chayse Capps	Oklahoma	—	9.900	0.050
2T	615	Alexandra Yacalis	Washington	—	9.900	0.050
4T	306	Brenna Dowell	Oklahoma	—	9.875	0.075
4T	308	Charity Jones	Oklahoma	—	9.875	0.075
6T	601	Hailey Burleson	Washington	—	9.850	0.100
6T	205	Alex Hyland	Kentucky	—	9.850	0.100
6T	105	Shannon Hortman	BYU	—	9.850	0.100
6T	402	Rachel Daum	Stanford	—	9.850	0.100
6T	409	Elizabeth Price	Stanford	—	9.850	0.100
6T	401	Kaylee Cole	Stanford	—	9.850	0.100
6*	603	Kaitlyn Duranczyk	Washington	—	9.850	0.100
6*	307	AJ Jackson	Oklahoma	—	9.850	0.100
6T	614	Maya Washington	Washington	—	9.850	0.100
15T	515	Madison Ward	Utah State	—	9.825	0.125
15T	101	Mackenzie Douglas	BYU	—	9.825	0.125
15T	102	Kyleigh Greenlief	BYU	—	9.825	0.125
18T	206	Mollie Korth	Kentucky	—	9.800	0.150
18T	604	Joslyn Goings	Washington	—	9.800	0.150
18T	210	Katie Stuart	Kentucky	—	9.800	0.150
18T	201	Katie Carlisle	Kentucky	—	9.800	0.150
18T	811	Ariana Harger	Seattle Pacific	—	9.800	0.150
23T	806	Caitlin Soliwoda	Sacramento State	—	9.775	0.175
23T	613	Zoey Schaefer	Washington	—	9.775	0.175
23*	410	Haley Spector	Stanford	—	9.775	0.175
23*	208	Cori Rechenmacher	Kentucky	—	9.775	0.175
27T	508	Bailey McIntire	Utah State	—	9.725	0.225
27T	514	Hayley Sanzotti	Utah State	—	9.725	0.225
29T	810	Kaitlin Won	San Jose State	—	9.700	0.250
29*	512	Keri Peel	Utah State	—	9.700	0.250
29*	504	Jazmyn Estrella	Utah State	—	9.700	0.250
29T	808	Taylor Chan	San Jose State	—	9.700	0.250
33*	805	Lauren Rice	Sacramento State	—	9.675	0.275
33*	204	Sidney Dukes	Kentucky	—	9.675	0.275
33T	112	Briana Pearson	BYU	—	9.675	0.275
36	113	Natasha Trejo	BYU	—	9.650	0.300
37T	505	Elle Golison	Utah State	—	9.600	0.350
37T	314	Nicole Turner	Oklahoma	—	9.600	0.350
39T	801	Alexis Brown	UC Davis	—	9.575	0.375
39T	404	Hailee Hoffman	Stanford	—	9.575	0.375
41	108	Jill Van Mierlo	BYU	—	9.525	0.425
42	411	Ashley Tai	Stanford	—	9.050	0.900

NCAA Regionals

Event Results - AA





Mar 27, 2017

Page: 1

Printed: 4/1/2017 7:34 PM

Women / 10 / All Ages

Session: 1

Rank	Num	Name	Gym					AA
1	312	Maggie Nichols	Oklahoma	9.950	9.900	9.950	9.950	39.750
2	302	Chayse Capps	Oklahoma	9.900	9.800	9.950	9.900	39.550
3	601	Hailey Burleson	Washington	9.800	9.850	9.900	9.850	39.400
4T	205	Alex Hyland	Kentucky	9.750	9.800	9.900	9.850	39.300
4T	206	Mollie Korth	Kentucky	9.875	9.775	9.850	9.800	39.300
6	604	Joslyn Goings	Washington	9.800	9.850	9.775	9.800	39.225
7	210	Katie Stuart	Kentucky	9.775	9.700	9.850	9.800	39.125
8T	805	Lauren Rice	Sacramento State	9.675	9.850	9.850	9.675	39.050
8T	204	Sidney Dukes	Kentucky	9.800	9.775	9.800	9.675	39.050
10	806	Caitlin Soliwoda	Sacramento State	9.800	9.775	9.675	9.775	39.025
11	801	Alexis Brown	UC Davis	9.800	9.725	9.800	9.575	38.900
12	810	Kaitlin Won	San Jose State	9.675	9.675	9.750	9.700	38.800
13T	105	Shannon Hortman	BYU	9.775	9.800	9.200	9.850	38.625
13T	108	Jill Van Mierlo	BYU	9.700	9.700	9.700	9.525	38.625
15	402	Rachel Daum	Stanford	9.700	9.725	9.200	9.850	38.475

NCAA Regionals

Team Results





Mar 27, 2017

Page: 1

Printed: 4/1/2017 7:34 PM

Women / 10 / All Ages

Session: 1

Rank	Gym	Team	Score				
1	Oklahoma	*	198.075	49.575 1	49.550 1	49.500 1	49.450 1
2	Washington	*	196.550	48.875 5	49.250 2	49.175 2	49.250 2
3	Kentucky	*	196.200	49.050 2	48.975 4	49.150 3	49.025 3
4	Stanford	*	195.575	48.975 3	49.100 3	48.600 5	48.900 4
5	BYU	*	195.025	48.800 6	48.625 6	48.775 4	48.825 5
6	Utah State	*	194.850	48.950 4	48.725 5	48.500 6	48.675 6