

C A R D I N A L F O O T B A L L



STANFORD



2020 MEDIA GUIDE



STANFORD FOOTBALL



Contents

Quick Facts	1
Numerical Roster	2
Alphabetical Roster	3
Roster by State	4
Roster by Position	5
Roster by Academic Major	6
Student-Athletes	7-40
Staff	41-55
2019 Statistics	56-80
Record Book	81-154

This production of Stanford University's Athletic Communications Department was written, compiled and edited by Scott Swegan and Tyler Geivett.

Cover design by Lizzy Moulten.

Photos by ISI Photos.

Special thanks to all previous Stanford football media relations directors, as well as Tyler Geivett, Alan George, Terry Johnson, Brian Risso, Nick Sako, Mark Soltau, Jenny Claypool and John Platz.

2020 Schedule

Date	Opponent	Time
11.7	at Oregon*	TBA
11.14	COLORADO*	TBA
11.21	WASHINGTON STATE*	TBA
11.27	at Cal*	1 p.m.
12.5	at Washington*	TBA
12.12	OREGON STATE*	TBA

HOME GAME • * Pac-12 contest • All times PT

2019 Schedule and Results

4-8 overall • 3-6 Pac-12

Date	Opponent	Result
8.31	NORTHWESTERN	W, 17-7
9.7	at USC *	L, 20-45
9.14	at UCF	L, 27-45
9.21	OREGON *	L, 6-21
9.28	at Oregon State *	W, 31-28
10.5	WASHINGTON *	W, 23-13
10.17	UCLA *	L, 16-34
10.26	ARIZONA *	W, 41-31
11.9	at Colorado *	L, 13-16
11.16	at Washington State *	L, 22-49
11.23	CALIFORNIA *	L, 20-24
11.30	NOTRE DAME	L, 24-45

HOME GAME • * Pac-12 contest

Future Schedule

Date	Opponent	Season
9.4	at Kansas State	2021
9.18	at Vanderbilt	2021
11.27	Notre Dame	2021
9.3	Colgate	2022
10.15	at Notre Dame	2022
11.26	BYU	2022
9.16	Sacramento State	2023
11.25	Notre Dame	2023
8.31	TCU	2024
9.7	Cal Poly	2024
9.13	at BYU	2025
11.28	BYU	2026
9.4	at TCU	2027
9.11	Vanderbilt	2027
9.2	Boston College	2028
11.25	BYU	2028
9.1	at BYU	2029
9.15	at Boston College	2029
8.30	at BYU	2031
9.4	Vanderbilt	2032
9.3	at Vanderbilt	2033
9.1	at BYU	2035

Quick Facts

Location • Founded Stanford, Calif. • 1891
 Nickname • Colors Cardinal • Cardinal and White
 Enrollment.....16,520 (7,083 undergraduate)
 Stadium Stanford Stadium (50,424 • natural grass)
 ConferencePacific-12
 President Marc Tessier-Lavigne
 Provost..... Persis Drell
 Jaquish & Kenninger Director of Athletics Bernard Muir
 Faculty Representative Jeff Koseff

Staff

Bradford M. Freeman Director of Football..... David Shaw
 Associate Head Coach..... Lance Anderson
 »Willie Shaw Director of Defense • Outside Linebackers
 Andrew Luck Director of Offense Tavita Pritchard
 »Kevin M. Hogan Quarterbacks Coach
 Special Teams Coordinator.....Pete Alamar
 Run Game Coordinator • Offensive Line..... Kevin Carberry
 Couch Family Defensive Backs Coach Duane Akina
 Running Backs..... Ron Gould
 Wide Receivers..... Bobby Kennedy
 Defensive Line Diron Reynolds
 Tight Ends..... Morgan Turner
 Inside Linebackers Eric Sanders
 Offensive Quality Control Analyst..... Tsuyoshi Kawata
 Offensive Quality Control Analyst..... Timot Lamarre
 Offensive Quality Control Analyst..... Greg Mangan
 Defensive Quality Control Analyst..... Steve Donatell
 Special Teams Quality Control Analyst Matt Moran
 Offensive Graduate Assistant..... John Sikora
 Defensive Graduate Assistant Patrick Moynahan
 Defensive Graduate Assistant Bill Doane
 Defensive Graduate Assistant Jonathan McDonald
 Senior Associate Athletics Director Matt Doyle
 »Football Operations & Player Programs
 Associate Athletics Director Mike Eubanks
 »Recruiting and Football Relations
 Assistant Athletics Director Callie Dale
 »Football Operations & Student-Athlete Well-Being
 Associate Director • Recruiting OperationsAlexa Malone
 Assistant Director • Recruiting Operations..... Ryan McGrady
 Operations and Recruiting Assistant..... Kate Dalman
 Asst. Director for Finance & Administration Theresa Miraglia
 Video DirectorMike Gleeson
 Video Producer KC Hahey
 Kissick Family Director of Football Sports Performance Cullen Carroll
 Sports Performance Coach Darius Reese
 Sports Performance Coach Sam Contorno
 Sports Performance Coach James Perez
 Sports Performance Coach Matthew Gebert
 Director of Football Equipment Gregory Valenzisi
 Assistant Equipment Manager Roy Abousamra
 Team Physician..... Seth Sherman, MD
 Team Physician..... Gerald Keene, MD
 Team Physician..... Calvin Hwang, MD
 Head Physical Therapist Floyd Vito Cruz
 Director of Athletic Training..... Anthony Pass
 Head Football Athletic Trainer..... Nathan Peck
 Associate Athletic Trainer Karmont Mak
 Assistant Athletic Trainer Emily Wilder
 Assistant Athletic Trainer Wednesday Bienusa
 Football Nutritionist..... Sebastian Zorn
 Director • Communications..... Scott Swegan
 swegans@stanford.edu • 419.575.9148
 Associate Director • Communications..... Tyler Geivett
 tgeivett@stanford.edu • 650-313-9338



STANFORD FOOTBALL



NO	NAME	CL	MAJOR
4	J.J. Parson	5th	Aeronautics and Astronautics
10	Jack West	Jr.	American Studies
13	Simi Fehoko	Jr.	Communications
54	Jake Koffman	Sr.	Computer Science
11	Thunder Keck	Sr.	Computer Science
45	Ricky Miezian	Jr.	Data Science, Markets and Management
47	Tangaloa Kaufusi	Jr.	Data Science, Markets and Management
88	Tucker Fisk	Sr.	Earth Systems
13	Ethan Bonner	Jr.	Economics
23	Ryan Johnson	Sr.	Economics
34	Thomas Booker	Jr.	Economics
81	Brycen Tremayne	Jr.	Economics
5	Donjae Logan	Jr.	Electrical Engineering
24	Jay Symonds	Jr.	Human Biology
34	Houston Heimuli	Sr.	Human Biology
35	Tobe Umerah	Jr.	Human Biology
44	TaeVeon Le	Jr.	International Relations
4	Michael Wilson	Jr.	Management Science and Engineering
21	Justus Woods	Jr.	Management Science and Engineering
85	Kyle McCombs	Sr.	Management Science and Engineering
90	Gabe Reid	Sr.	Management Science and Engineering
93	Trey LaBounty	Jr.	Management Science and Engineering
30	Cameron McFarlane	Jr.	Mechanical Engineering
51	Drew Dalman	Sr.	Mechanical Engineering
91	Thomas Schaffer	5th	Media Studies (MA) • Economics • Science, Technology and Society
3	Malik Antoine	5th	Media Studies (MA) • Mgmt. Science and Engineering
8	Treyjohn Butler	5th	Media Studies (MA) • Political Science
26	Jet Toner	5th	Media Studies (MA) • Science, Technology and Society
0	Isaiah Sanders	5th	Mgmt. Science and Engineering (MS) • Systems Engineering
17	Dylan Plautz	Jr.	Philosophy
2	Curtis Robinson	5th	Political Science
10	Jordan Fox	5th	Political Science
79	Foster Sarell	Sr.	Political Science
9	Noah Williams	Sr.	Product Design
14	Cameron Buzzell	Sr.	Product Design
14	Jacob Mangum-Farrar	Jr.	Product Design
21	Kendall Williamson	Jr.	Product Design
50	Dalyn Wade-Perry	Sr.	Product Design
6	Andres Fox	Jr.	Psychology
28	Dorian Maddox	5th	Psychology
44	Caleb Kelly	Jr.	Psychology

NO	NAME	CL	MAJOR
5	Connor Wedington	Sr.	Science, Tech. and Society
9	Osiris St. Brown	Sr.	Science, Tech. and Society
15	Davis Mills	Sr.	Science, Tech. and Society
42	Caleb Phillips	Sr.	Science, Tech. and Society
49	Kyle Petrucci	Jr.	Science, Tech. and Society
56	Jake Lynch	Jr.	Science, Tech. and Society
80	Scooter Harrington	5th	Sustainability Science (MS) • Mgmt. Science and Engineering
0	Aeneas DiCosmo	So.	Undeclared
2	Colby Bowman	So.	Undeclared
3	Marcus Graham	So.	Undeclared
6	Elijah Higgins	So.	Undeclared
8	Nathaniel Peat	So.	Undeclared
11	Ryan Sanborn	So.	Undeclared
15	Stephen Herron	So.	Undeclared
17	Kyu Blu Kelly	So.	Undeclared
18	Tanner McKee	Fr.	Undeclared
19	Joshua Pakola	So.	Undeclared
19	Silas Starr	Fr.	Undeclared
20	Austin Jones	So.	Undeclared
22	Jason Kaul	So.	Undeclared
22	E.J. Smith	Fr.	Undeclared
23	Casey Filkins	Fr.	Undeclared
24	Nicolas Toomer	So.	Undeclared
25	Bryce Farrell	Fr.	Undeclared
25	Brock Jones	So.	Undeclared
26	Alaka'i Gilman	Fr.	Undeclared
27	Beau Nelson	Fr.	Undeclared
27	Omar Porter	Fr.	Undeclared
28	Salim Turner-Muhammad	So.	Undeclared
29	Spencer Jorgensen	So.	Undeclared
29	Caleb Robinson	Fr.	Undeclared
30	Levani Damuni	So.	Undeclared
31	Zahran Manley	So.	Undeclared
32	Jonathan McGill	So.	Undeclared
33	Anson Pulsipher	Fr.	Undeclared
36	Tristan Sinclair	So.	Undeclared
39	Alexander Thorpe	So.	Undeclared
40	Tobin Phillips	Fr.	Undeclared
41	Brandon Jones	Fr.	Undeclared
41	Diego Preciado	So.	Undeclared
42	Bailey Parsons	Fr.	Undeclared
43	Joshua Karty	Fr.	Undeclared
54	Kiersten Lee	Fr.	Undeclared
55	Matthew Merritt	Fr.	Undeclared
55	Drake Metcalf	Fr.	Undeclared
57	Levi Rogers	Fr.	Undeclared
60	Drake Nugent	So.	Undeclared
63	Barrett Miller	So.	Undeclared
66	Branson Bragg	So.	Undeclared
68	Max Kalny	Fr.	Undeclared
71	Connor McLaughlin	Fr.	Undeclared
73	Jake Hornibrook	So.	Undeclared
74	James Pogorelc	Fr.	Undeclared
75	Walter Rouse	So.	Undeclared
77	Logan Berzins	Fr.	Undeclared
78	Myles Hinton	Fr.	Undeclared
83	John Humphreys	Fr.	Undeclared
84	Benjamin Yurosek	Fr.	Undeclared
87	Bradley Archer	So.	Undeclared
89	Lukas Ungar	Fr.	Undeclared
92	Lance Keneley	Fr.	Undeclared
99	Zephron Lester	Fr.	Undeclared



STANFORD FOOTBALL



#3 • Malik Antoine

Free Safety

5-11 • 195 • Fifth Year

Baton Rouge, La. • University Laboratory
Media Studies (MA) • Mgmt. Science and Engineering

Career Accolades

- *Jim Reynolds Award (2019)*
- *Two-time Pac-12 All-Academic (2017-18)*

As a Fifth-Year (2020)

- *Team Captain*

As a Senior (2019)

- *Jim Reynolds Award, given to player whose courage on the field and devotion to the game are an inspiration to all*
- *Team Captain*
- Played in and started each of the first nine games of the season
- Finished with 31 tackles, four pass breakups and 0.5 tackles for loss

As a Junior (2018)

- *Pac-12 All-Academic honorable mention*
- Played in each of the last 12 games and started 11
- Finished with 53 tackles (37 solo), one sack, two interceptions and two pass breakups
- Two tackles (one solo), two interceptions and one pass breakup in win over USC (Sept. 8)
- First two career interceptions came on back-to-back defensive plays in the fourth quarter

As a Sophomore (2017)

- *Pac-12 All-Academic honorable mention*
- 30 tackles, 0.5 tackles for loss, four pass breakups
- Four tackles (two solo) and one pass breakup in collegiate debut vs. Rice

As a Freshman (2016)

- Did not see action

Prior to Stanford

- Played at University Laboratory (La.) under head coach Chad Mahaffey
- Four-year letterwinner in football
- Louisiana's 29th-best recruit by PrepStar, 39th by Scout, 41st by Rivals and 44th by ESPN
- 37 tackles, three interceptions, eight pass breakups, three forced fumbles as a senior
- 42 tackles, five interceptions, 11 pass breakups as a junior
- 38 tackles and four interceptions as a sophomore
- One interception as a freshman
- 2015 all-state second team
- 2015 all-metro first team
- 2015 all-district first team
- 2014 all-state second team
- 2014 all-metro first team
- 2014 all-district first team
- 2013 all-district second team
- Led team to 2014 state title
- Led team to four district titles
- Also competed in track
- 2015 academic all-state
- National Honor Society

Personal

- Full name is Malik Jamarae Antoine
- Born in Baton Rouge, La.
- Son of Marlon Antoine and Karen Thomas
- Father ran track at Southern
- Has four siblings, Marlon, Joshua, Bryson and Alayaih
- Told middle school teacher he would attend Stanford after graduating high school



#87 • Bradley Archer

Tight End

6-4 • 244 • Sophomore

Livermore, Calif. • Livermore
Undeclared

As a Freshman (2019)

- Played in two games, making his debut at Washington State (Nov. 16) - eligible to retain year of eligibility due to NCAA redshirt rules
- Had one catch on the year

Prior to Stanford

- Prepped at Livermore (Calif.) under head coach Terry Butler
- Four-star recruit by 247sports
- Nation's 14th-best tight end by 247sports, 17th by ESPN, 18th by Prepstar and 22nd by Rivals
- California's 39th-best recruit by 247Sports, 52nd by PrepStar, 53rd by 247Sports, 55th by Rivals, 72nd by ESPN
- 2018 team MVP
- 2018 all-league first team tight end
- 2018 all-league second team middle linebacker
- 2017 all-league first team
- 2017 Cowboy Award
- 2016 all-league honorable mention tight end
- 2016 all-section honorable mention tight end
- 506 yards and eight touchdowns on 31 receptions as a senior
- 98 tackles (16 for loss), three sacks and 15 quarterback hurries as a senior
- 343 yards and four touchdowns on 30 receptions as a junior
- 81 tackles (20 for loss) and two sacks as a junior
- 110 yards and two touchdowns on 10 receptions as a sophomore
- 33 tackles (10 for loss) and one sack as a freshman
- Two-time team captain
- Starting tight end, middle linebacker and long snapper
- Also competed in baseball
- Starting third baseman and clean-up hitter for baseball team
- Three-time North Coast Section Scholar Athlete Award
- 2017 Academic Block Award

Personal

- Son of Sonya and Matt Archer
- Has an older brother, Kyle



#77 • Logan Berzins

Center/Offensive Guard

6-3 • 272 • Freshman

San Diego, Calif. • Cathedral Catholic
Undeclared

Prior to Stanford

- Played at Cathedral Catholic High School for head coach Sean Doyle
- Ranked No. 72 in California by PrepStar, No. 128 in the state by 247Sports and No. 163 by ESPN
- 2019 First Team All-CIF San Diego
- 2019 all-Western League
- 2019 Western League Champions
- 2018 Cal-High All-State Junior Team second team
- 2018 all-Western League first team
- 2018 all-CIF San Diego second team
- 2018 CCHS Offensive Lineman of the Year
- 2018 CIF 1AA State Runner-Up
- 2018 Southern California and Western League Champions
- 2017 all-Western League second team
- 2016 CCHS Freshman Defensive Player of the Year
- 2016 Western League Champions
- Earned 10 varsity letters (four in football, three in rugby, two in track & field and one in baseball)



STANFORD FOOTBALL



- 2019 CIF Qualifier in shot put and discus
- 2019 CIF San Diego Division II Champions and Western League Champions in track & field
- Member of the National Honor Society and nine-time CIF All-Academic Team honoree
- Recipient of the Msgr. John A. Dickie Award for Freshman Academic Achievement
- Earned Father John Paul Cadden Award for Sophomore Academic Achievement
- Two-time recipient of the Robert E. Bull Trometter Memorial Scholarship
- San Diego Union Tribune Scholar-Athlete and earned Honor Roll recognition every semester

Personal

- Son of Alex and Erin Berzins
- Father went to Stanford while mother went to Cal
- Aunt, Aimee (Berzins) Schmitt '89, was an NCAA Champion swimmer for Stanford
- Grandfather, Michael Lawton, was a member of the crew team at M.I.T.
- One side of family is of Latvian heritage while the other side can be traced to the Revolutionary War and Plymouth Rock
- High school teammate of current Stanford teammate Jake Lynch



#13 • Ethan Bonner

Cornerback

6-1 • 188 • Junior

The Woodlands, Texas • The Woodlands
Economics

As a Sophomore (2019)

- Did not see action

As a Freshman (2018)

- Played in each of the last four games - eligible to retain year of eligibility via NCAA redshirt rules
- Made collegiate debut and recorded first career tackle in win over Oregon State (Nov. 10)
- Stanford went 4-0 in games in which he played

Prior to Stanford

- Prepped at The Woodlands (Texas) under head coach Mark Schmid
- Nation's 78th-best cornerback by ESPN, 106th by 247Sports
- Texas' 74th-best recruit by PrepStar, 140th by 247Sports, 156th by ESPN
- Five interceptions, 81 tackles, nine passes defended and two forced fumbles during prep career
- 2017 all-district first team
- 2017 all-county first team
- Led team to 2016 7-on-7 state title
- Also competed in track
- Led team to 2017 track and field state title
- Set 6A state record in 4x200-meter relay
- 2017 Texas High School Coaches Association academic all-state
- 2017 all-district academic team

Personal

- Full name is Ethan Kelly Bonner
- Born in Meridian, Miss.
- Son of Alan and Trisha Bonner
- Has one sister, Olivia



#34 • Thomas Booker

Defensive End

6-4 • 298 • Junior

Ellicott City, Md. • Gilman
Economics

Career Accolades

- All-Pac-12 honorable mention (2019)
- Pacific Takes Pac-12 All-Freshman Team (2018)
- Jimmy Rogers, Jr. Most Valuable Lineman of Sun Bowl (2018)
- 247 Sports True Freshman All-America Team (2018)

As a Junior (2020)

- Preseason All-Pac-12 second team (Phil Steele)
- Preseason All-Pac-12 third team (Athlon)
- Team Captain

As a Sophomore (2019)

- All-Pac-12 honorable mention
- Played in all 12 games and started six
- Finished fourth on the team with 50 tackles, was third with four sacks and third with 8.5 tackles for loss
- Added three pass breakups, two quarterback hurries and a forced fumble
- Recorded seven tackles at UCF
- Recorded a career-best two sacks, including both in the first half, en route to posting eight tackles at Oregon State
- Recorded a career-best nine tackles vs. UCLA
- Five tackles, including two for loss, a QB hurry and a forced fumble that resulted in a loss of 14 yards vs. Arizona

As a Freshman (2018)

- Pacific Takes Pac-12 All-Freshman Team
- Jimmy Rogers, Jr. Most Valuable Lineman of Sun Bowl
- 247 Sports True Freshman All-America Team
- Played in all 13 games and started three
- Fourth on the team with 3.5 sacks
- Finished with 28 tackles (14 solo), 4.0 tackles for loss and one fumble recovery, one interception and two pass breakups
- Four tackles (two solo), one sack in collegiate debut vs. San Diego State (Aug. 31)
- One tackle and first career interception in win over UC Davis (Sept. 15)
- Three tackles (one solo) and a fumble recovery in win at Arizona State (Oct. 18)
- Five tackles (two solo) and 0.5 tackle for loss in Sun Bowl win over Pitt (Dec. 31)

Prior to Stanford

- Prepped at Gilman (Md.) under head coach Timothy Holley
- Four-star recruit by Rivals, ESPN and PrepStar
- Nation's 211th best recruit by ESPN, 205th by PrepStar
- Nation's 16th-best defensive end by PrepStar and 23rd by ESPN
- Nation's 21st-best strong-side defensive end by 247Sports
- Nation's 18th-best defensive tackle by Rivals
- Maryland's seventh-best recruit by Rivals, ESPN and PrepStar, 10th by 247Sports
- 39 tackles, five sacks, 9.0 tackles for loss, one forced fumble, two passes defended as a senior
- 77 tackles, four sacks, 14.0 tackles for loss, one interception, two blocked field goals as a junior
- Seven catches for 112 yards and one touchdown as a junior
- 12 receptions for 151 yards and three touchdowns as a sophomore
- 10 tackles, six sacks and 7.0 tackles for loss in four games as a sophomore
- 2016 USA Today all-state first team
- Two-time all-Metro first team (2016-17)
- Baltimore Touchdown Club Super 22 selection
- Led team to 2015 state title
- Led team to two football league titles
- National Football Foundation and College Hall of Fame Scholar Athlete nominee
- Also competed in basketball and track
- Led team to Maryland Interscholastic Athletics Association Indoor Track Championships title
- First in shot put (48-6.5) at Maryland Interscholastic Athletics Association Indoor Track Championships
- Track team captain
- Senior class vice president
- Chinese Honor Society

Personal

- Full name is Earl Thomas Booker IV
- Son of Ava Lias-Booker and Earl Thomas Booker III
- Father played football at Wisconsin, started at outside linebacker as a freshman
- Sister, Sydney, graduated from law school at Duke
- Sister played junior varsity tennis at Princeton
- Cousin, Corbin Booker, played lacrosse at Brown
- Uncle, Richard E. Lias, played football at St. Francis
- Attended Stanford High School Summer College Program before senior year of high school
- High school teammate of current Stanford teammate Dorian Maddox and former Cardinal Devery Hamilton



STANFORD FOOTBALL



#2 • Colby Bowman

Wide Receiver

6-2 • 197 • Sophomore
Orange, Calif. • St. John Bosco
Undeclared

As a Freshman (2019)

- Did not see action

Prior to Stanford

- Prepped at St. John Bosco (Calif.) under head coach Jason Negro
- Four-star recruit by 247sports, ESPN and PrepStar
- Nation's 195th-best recruit by 247Sports, 231st by PrepStar, 245th by ESPN
- Nation's 26th-best wide receiver by 247Sports, 35th by PrepStar, 35th by ESPN, 57th by Rivals
- California's 25th-best recruit by 247sports, 26th by ESPN, 30th by PrepStar, 61st by Rivals
- PrepStar All-American
- 2019 Polynesian Bowl
- 2018 All-Trinity League first team
- 2018 league champions
- 2018 The Opening Finals
- 2016 state champions
- 1,538 receiving yards and 15 touchdowns on 82 receptions (18.8 yards per catch) as a prep
- Also competed in track
- Left high school as school record-holder in the 200 meters (21.47) and 4x100-meter relay (40.94)
- 2018 CIF champion in the 200 meters and 4x100-meter relay
- Track team won 2016 league title

Personal

- Son of Robin and Rich Bowman
- Has three siblings, Hayley, Kiley and Brady
- Played seven different sports growing up
- High school teammate of current Stanford teammates Kyle McCombs and Drake Metcalf



#66 • Branson Bragg

Offensive Guard/Offensive Tackle

6-4 • 310 • Sophomore
Combine, Texas • Crandall
Undeclared

As a Freshman (2019)

- Played in and started one game - eligible to retain year of eligibility via NCAA redshirt rules
- Made his collegiate debut and started at right tackle against UCF

Prior to Stanford

- Prepped at Crandall (Texas) under head coach Joe Dale Cary
- Four-star recruit by 247Sports, ESPN, Rivals and PrepStar
- Nation's 82nd-best recruit by 247Sports, 94th by PrepStar and 152nd by ESPN.
- Nation's second-best center by Rivals, second by PrepStar, fourth by 247Sports and fifth by ESPN
- Texas' 12th-best recruit by 247Sports, 13th by PrepStar, 23rd by ESPN and 26th by Rivals
- PrepStar Dream Team
- 2019 Under Armour All-America Game
- 2018 The Opening Finals
- All-USA Texas first team (2018)
- District 9-4A offensive line MVP (2018)
- Academic all-state (2018)
- All-state first team (2017)
- District 8-4A Offensive Newcomer of the Year (2016)
- Also competed in track & field
- State champion in the shot put (2018)
- State bronze medalist in the discus (2018)
- State qualifier in the discus (2017)
- Three-time regional champion in the throws

- Placed fourth in the discus for the 13-14 age group at the 2014 USATF National Meet

Personal

- Son of Cathe Allen and Darrin Bragg
- Mother played basketball and volleyball, and ran track at Abilene Christian
- Mother appeared on Wheel of Fortune and won
- Father ran track for national championship team at Abilene Christian
- Has three siblings, Boston, Beau and Brooklyn
- All siblings are named after cities, and all have BB initials



#8 • Treyjohn Butler

Cornerback

5-11 • 194 • Fifth Year
Rancho Cucamonga, Calif. • Etiwanda
Media Studies (MA) • Political Science

Career Accolades

- Allstate AFCA Good Works Team (2020)
- Wuerffel Trophy nominee (2019)
- The Chris Draft Commitment to Community Outreach Award (2019)
- Two-time Pac-12 All-Academic (2017-18)

As a Fifth-Year (2020)

- Allstate AFCA Good Works Team
- Wuerffel Trophy watch list

As a Senior (2019)

- Wuerffel Trophy nominee
- The Chris Draft Commitment to Community Outreach Award
- Played in four games
- Made one tackle

As a Junior (2018)

- Pac-12 All-Academic honorable mention
- Played in 10 games
- Solo tackle vs. UC Davis

As a Sophomore (2017)

- Pac-12 All-Academic second team
- Six games played
- Solo tackle at San Diego State

As a Freshman (2016)

- Did not see action

Prior to Stanford

- Played at Etiwanda (Calif.) under head coach Kevin Davis
- Four-star recruit by Rivals, 247Sports, ESPN and PrepStar
- California's 19th-best recruit by ESPN
- Nation's 15th-best cornerback by ESPN, 16th by Rivals
- 40 tackles (18 solo), two forced fumbles, one sack, 16 pass breakups, 40 rushing yards as a senior
- 30 tackles (16 solo), one interception, 82 rushing yards, one touchdown as a junior
- 57 tackles (32 solo), seven interceptions, 34 rushing yards as a sophomore
- Tied school record with eight career interceptions
- 2015 Offense-Defense All-America Game
- 2015 Semper Fidelis All-America Game invite
- 2014 all-CIF
- 2013 all-league first team
- Also competed in track
- Three-time scholar-athlete honoree

Personal

- Full name is Treyjohn Walter Butler
- Born in Montclair, Calif.
- Son of Walter Butler and Mattie Henderson



STANFORD FOOTBALL



- Father ran track in college
- Has two older siblings, Clint and Mattina
- Clint ran track at Cal State Northridge



#14 • Cameron Buzzell

Wide Receiver
5-10 • 166 • Senior
Neah Bay, Wash. • Neah Bay
Product Design

As a Junior (2019)

- Did not see action

As a Sophomore (2018)

- Played in one game
- Made collegiate debut in win over UC Davis (Sept. 15)

As a Freshman (2017)

- Did not see action

Prior to Stanford

- Prepped at Neah Bay (Washington)
- 1,489 all-purpose yards (761 receiving yards on 38 catches) and 26 touchdowns as a senior
- 1B state championship game record with 92-yard interception return
- 2016 1B all-state first team
- Led football team to three football titles (2013-14, 2016)
- Also competed in track and basketball
- Led track team to 2015 state title
- Led basketball team to 2015 state title
- National Honor Society
- Class valedictorian

Personal

- Full name is Cameron Thomas Buzzell
- Born in Port Angeles, Wash.
- Son of Larry and Maiya Buzzell
- Has three siblings, Larry, Morgan and Grace



#51 • Drew Dalman

Center
6-3 • 286 • Senior
Salinas, Calif. • Palma
Mechanical Engineering

Career Accolades

- All-Pac-12 second team (2019)
- Member of Pac-12 Fall Academic Honor Roll (2019)
- Team Technician Award (2019)
- Pac-12 Offensive Lineman of the Week (Oct. 7, 2019)
- Pac-12 All-Academic first team (2018)

As a Senior (2020)

- Outland Trophy watch list
- Preseason All-Pac-12 first team (Athlon)
- Preseason All-Pac-12 first team (Phil Steele)
- Team Captain

As a Junior (2019)

- All-Pac-12 second team
- Member of Pac-12 Fall Academic Honor Roll
- Pac-12 Offensive Lineman of the Week (Oct. 7)
- Team Technician Award
- Started all 12 games for the Cardinal at center
- Named Pac-12 Offensive Lineman of the Week on Oct. 7 as he opened holes for Cameron

Scarlett to rush for 151 yards and Davis Mills to pass for 293 in a 23-13 victory over No. 15 Washington

As a Sophomore (2018)

- Pac-12 All-Academic first team
- Played in seven games and started four
- Started two games at center and two at right guard
- Protected K.J. Costello who finished with second-most passing yards in a season in school history

As a Freshman (2017)

- Did not see action

Prior to Stanford

- Prepped at Palma (Calif.) under head coach Jeff Carnazzo
- Nation's third-best center by PrepStar, sixth by 247Sports, seventh by Scout, eighth by Rivals, ninth by ESPN
- California's 43rd-best recruit by 247Sports, 44th by PrepStar, 50th by ESPN, 53rd by Scout
- Three-year starter
- Three-time all-league
- Three-time all-county
- 2016 Monterey Herald Defensive Player of the Year
- 2016 Monterey Bay League Gabilan Division Player of the Year
- 2016 Blue Gray All-America game
- Led team to three league titles
- Led team to first-ever CIF Northern California Division 4-AA appearance
- Also competed in track
- National Honor Society

Personal

- Full name is Drew Brazil Dalman
- Born in Salinas, Calif.
- Son of Chris and Yanne Dalman
- Father played football at Stanford and professionally for San Francisco 49ers (won Super Bowl XXIX)
- Father coached for Stanford, Atlanta Falcons and San Francisco 49ers
- Has one sister, Kate, who works for the Stanford Football program
- Grandfather, Buck Dalman, played football for Santa Cruz Seahawks
- Lived in Georgia before moving to California
- Portuguese roots
- Wrote letter in fifth grade stating that his biggest dream was to play football at Stanford



#30 • Levani Damuni

Inside Linebacker
6-2 • 246 • Sophomore
Providence, Utah • Ridgeline
Undeclared

Career Accolades

- Greg Piers Award (2019)

As a Freshman (2019)

- Greg Piers Award, given to Most Outstanding Special Teams Scout Team player
- Played in one game - eligible to retain year of eligibility due to NCAA redshirt rules
- Made career debut against Notre Dame

Prior to Stanford

- Served two-year LDS mission in New Zealand
- Prepped at Ridgeline (Utah) under head coach Christopher Howell
- Also prepped at Mountain Crest (Utah) under head coach Mark Wootton
- Four-star recruit by Rivals
- Nation's 18th-best inside linebacker by PrepStar, 36th by ESPN
- Nation's 23rd-best outside linebacker by 247Sports, 25th by Rivals
- Utah's fifth-best recruit by Rivals, sixth by 247Sports and PrepStar, 10th by Scout, 12th by ESPN
- 732 yards rushing and 12 touchdowns, 342 receiving yards and two touchdowns as a senior
- 63 tackles and 11 sacks as a senior



STANFORD FOOTBALL



- 544 rushing yards on 62 carries and six touchdowns, 532 yards on 41 catches and seven touchdowns as a junior
- 87 tackles, six sacks, one interception, blocked punt returned for a touchdown as a junior
- 350 yards rushing in limited time as a sophomore
- 2017 Polynesian Bowl
- 2017 Hawk Award
- 2016 Logan Herald All-Valley Player of the Year
- 2015 Logan Herald All-Valley Defensive Player of the Year
- Two-time all-state
- Two-time all-region
- Also competed in basketball

Personal

- Born in Logan, Utah
- Full name is Levani Hengehenga Damuni
- Son of Waqa and Val Damuni
- Father played football at Utah State
- Father is assistant athletic director for football operations at Utah State
- Mother is a Bay Area native (Millbrae)
- Mother sold wedding ring to pay for children to play football for local Boys and Girls Club
- Has six siblings, Emosi, Junior, Jovesa, Lavinia, Lusiana and Damien
- Uncle, Jack Damuni, played football at BYU
- Cousin, Weslee Tonga, played football at Utah
- Cousin, Sonny Tonga Mahe, played volleyball at BYU
- Cousin, Kalani Tonga, played volleyball at Utah and BYU
- Enjoys hiking, camping and cooking
- Fijian and Tongan roots
- Both sets of grandparents migrated from South Pacific Islands
- Paternal grandparents helped build the Polynesian Cultural Center in Laie, Hawaii
- Lived in Utah, Tennessee, Arkansas and Colorado growing up
- Related to Brandon Fanaika, Simi Fehoko, and Tangaloa Kaufusi



#0 • Aeneas DiCosmo

Inside Linebacker

6-3 • 235 • Sophomore

Montclair, N.J. • Bergen Catholic

Undeclared

As a Freshman (2019)

- Played in four games - eligible to retain year of eligibility per NCAA redshirt rules

Prior to Stanford

- Prepped at Bergen Catholic (N.J.) under head coach Vito Campanile
- Four-star recruit by ESPN
- Nation's 29th-best outside linebacker by Rivals, 30th by ESPN
- Nation's 32nd-best defensive end by 247Sports, 45th by PrepStar
- New Jersey's eighth-best recruit by ESPN, ninth by PrepStar, 12th by 247Sports, 13th by Rivals
- 2019 Watkins Award finalist
- 2018 The Opening Finals
- 2018 all-state honorable mention
- 2018 team captain
- 2017 all-county first team
- 2017 all-state second team
- 2017 state champions
- 23 tackles (five for loss), two sacks and one receiving touchdown in three games as a senior
- 60 tackles (17 for loss), 10 sacks, one interception and one defensive touchdown, and 180 receiving yards for one touchdown on six catches as a junior
- 39 tackles, four sacks, two fumble recoveries in nine games as a sophomore
- Also competed in football and track and field

Personal

- Son of Maia DeRoche and Anthony & LaShada DiCosmo
- Stepmom is LaShada DiCosmo
- Father played football at Boston College and professionally for the Tampa Bay Buccaneers.
- Mother, Maia, ran track at St. John's University
- Has three younger siblings, Phoenix-Orion, Amadeus and Cassiopeia



#25 • Bryce Farrell

Wide Receiver

5-11 • 175 • Freshman

Thousand Oaks, Calif. • Oaks Christian School

Undeclared

Prior to Stanford

- Prepped at Thousand Oaks High School and played for head coach Charlie Collins
- Four-year letterwinner in football
- A four-star recruit ranked No. 267 nationally by ESPN and No. 349 by PrepStar
- Ranked No. 22 in California by ESPN and No. 38 by PrepStar
- Ranked a Top-75 wide receiver by ESPN and PrepStar
- 2017 All-CIF Division II
- Three-time Marmonte League champion in football (2016-18)
- 2017 Division II State Champions in football
- Finished career with 3,080 all-purpose yards and 23 total touchdowns
- 22 catches, 384 all-purpose yards and four touchdowns in three games as a senior in 2019
- 16 catches, 541 all-purpose yards and five touchdowns as a junior in 2018
- 63 catches for 1,775 all-purpose yards and 12 touchdowns as a sophomore in 2017
- 18 catches, 380 all-purpose yards and two touchdowns as a freshman in 2016
- Also competed in track
- 2017 4x100 State Champions in track

Personal

- Son of Jason and Rhett Farrell
- Has one sibling, Chase
- Filipino heritage - grandfather immigrated to the USA from the Philippines to join the U.S. Navy during the Vietnam War



#13 • Simi Fehoko

Wide Receiver

6-4 • 220 • Junior

Sandy, Utah • Brighton

Communications

Career Accolades

- Deswarte-Eller Award (2019)
- Pac-12 Freshman of the Week (Oct. 7, 2019)
- Pac-12 All-Academic Honor Roll (2019)

As a Junior (2020)

- Preseason All-Pac-12 second team (Phil Steele)

As a Sophomore (2019)

- Pac-12 All-Academic Honor Roll
- Deswarte-Eller Award for Outstanding Sophomore player
- Pac-12 Freshman of the Week (Oct. 7)
- Played in 12 games and started one game
- 24 receptions for 566 yards and six touchdowns
- Set school record and finished second nationally averaging 23.58 yards per reception, surpassing Devon Cajuste's previous school record of 22.93 yards per reception in 2013
- Career-high three catches for 91 yards and his first career touchdown - a career-long 42-yard grab from David Mills - vs. No. 15 Washington (Oct. 5)
- Named Pac-12 Freshman of the Week on Oct. 7 for his efforts against No. 15 Washington
- Career-high two touchdowns and career-best 97 receiving yards on career-high tying three catches, including a then-career-best 44-yard TD reception, vs. Arizona (Oct. 26) ... first career multi-TD game
- Career-long 79-yard touchdown reception at Colorado (Nov. 9) for his fourth career touchdown catch
- Caught three passes for 92 yard and two touchdowns at Washington State (Nov. 16) to record his second career two-touchdown game ... ran his streak to three consecutive games with a touchdown catch and pushed his total to six touchdown grabs over the previous five games
- Caught a career-high tying three passes for 55 yards, including a 43-yard reception, vs. California (Nov. 23) ... was his fifth reception of 40+ yards this season
- Caught a career-high six passes for 63 yards vs. Notre Dame (Nov. 30)



STANFORD FOOTBALL



As a Freshman (2018)

- Played in four games (each of the last four) - eligible to retain year of eligibility via NCAA redshirt rules
- First career reception for six yards in collegiate debut against Oregon State (Nov. 10)
- Stanford went 4-0 in games in which he played

Prior to Stanford

- Served two-year LDS mission in Seoul, South Korea
- Played at Brighton (Utah) under head coach Ryan Bullet
- Four-star recruit by Scout, Rivals, 247Sports, ESPN and PrepStar
- Nation's 61st-best recruit by 247Sports
- Nation's eighth-best receiver by 247Sports, 19th by Scout
- Utah's top recruit by Scout
- Utah's second-best recruit by Rivals, 247Sports, ESPN and PrepStar
- State career record-holder with 3,571 career receiving yards and 41 receiving touchdowns
- State single-season record-holder with 24 receiving touchdowns
- 2016 U.S. Army All-America Bowl
- 2016 U.S. Army All-America Player of the Year finalist
- 2015 Gatorade Utah Player of the Year
- 2015 Max Preps Utah Player of the Year
- 2015 USA Today first team and Utah MVP
- 2015 Utah Mr. Football
- 2015 USA National second team
- Two-time all-state first team
- Also competed in basketball

Personal

- Full name is Simone Tufui Fehoko
- Married to the former Bailee Larson in March 2020
- Born in Salt Lake City, Utah
- Son of Simon and Tiffany Fehoko
- Father played football at Dixie State
- Has three siblings, Falisha, Jaden and Jeremy
- Cousin, Alfred Pupunu, played professionally for the San Diego Chargers
- Uncle, Sekitoo Fehoko, played basketball at Dixie State
- Cousins, Breiden, V.J. and Sam Fehoko, played football at Texas Tech
- Cousin, T.J. Fehoko, played football at Washington State
- Cousin, Whitley Fehoko, played football at San Diego State



#23 • Casey Filkins

Running Back

5-11 • 195 • Freshman

Lake Oswego, Ore. • Lake Oswego
Undeclared

Prior to Stanford

- Played at Lake Oswego High School for head coach Steve Coury
- Lettered four years in football
- Ranked as the consensus No. 1 player in Oregon (Rivals, 247Sports and PrepStar)
- Ranked as a consensus Top 15 All-Purpose/Athlete (Rivals, 247Sports and PrepStar)
- 2020 All-American Bowl participant
- 2019 Oregon Gatorade Player of the Year
- Left high school with Oregon state records for career touchdowns, rushing touchdowns, career points, rushing touchdowns in a season, career and season all-purpose yards and career and season rushing yards
- Finished career with 6,786 total yards, 4,596 rushing yards, 100 total touchdowns and 81 rushing touchdowns
- As a senior in 2019, totaled 3,160 yards, 2,500 rushing yards, 45 total touchdowns and 40 rushing touchdowns
- 2019 OSAA 6A All-State
- Two-time Three Rivers League Offensive Player of the Year (2018-19)
- Three-time all-league first team (2017-19)
- Two-time 6A State Championship Game MVP (2018-19)
- 2018 Oregon Prep Player of the Year
- 2018 USA Today First Team running back
- 2018 OSAA Oregonian 6A Offensive Player of the Year

- 2018 all-state first team
- 2017 all-state second team
- Guided team to 2017 6A State Semifinal Game
- Also competed in basketball and track and field
- Four-year member of the honor roll

Personal

- Son of Matt and Jody Filkins
- Father played football at the Air Force Academy and Idaho
- Has two siblings, Luke and Reese
- Grandfather, Lee Omliid, played football at Washington State
- Nickname is Moose



#88 • Tucker Fisk

Tight End

6-4 • 273 • Senior

Davis, Calif. • Davis Senior
Earth Systems

Career Accolades

- Pac-12 All-Academic honorable mention (2018)

As a Senior (2020)

- John Mackey Award watch list
- Preseason All-Pac-12 fourth team (Phil Steele)

As a Junior (2019)

- Played in 11 games and made one start
- Four catches for 30 yards
- Recorded first career reception (8-yard catch) vs. Oregon

As a Sophomore (2018)

- Pac-12 All-Academic honorable mention
- Played in 13 games and started three
- Made collegiate debut in season opener vs. San Diego State (Aug. 31)
- Made first career start in win at Arizona State (Oct. 18)

As a Freshman (2017)

- Did not see action

Prior to Stanford

- Prepped at Davis Senior (Calif.) under head coach John Wiley
- Nation's seventh-best H-tight end by ESPN, 14th by PrepStar
- Nation's 20th-best tight end by Rivals, 39th by Scout, 44th by 247Sports
- California's 39th-best recruit by PrepStar, 44th by ESPN, 50th by Rivals, 62nd by Scout
- 1,116 career receiving yards on 92 catches (12.1 yards/catch) and 13 touchdowns
- 155 career tackles (20 for loss) and 12 sacks
- 2016 Sac Joaquin Section Defensive Player of the Year
- 2016 MaxPreps All-NorCal first team
- 2016 MaxPreps All-Sac Joaquin Section first team
- 2016 NorCal Preps All-NorCal first team
- 2016 Delta League co-MVP
- Two-time Sacramento Bee All-Metro first team (2015-16)
- Three-time team MVP (2014-16)
- 2015 MaxPreps All-NorCal second team
- 2015 MaxPreps All-Sac Joaquin Section second team
- 2015 NorCal Preps All-NorCal second team
- 2015 Delta League co-lineman of the year
- 2015 Sac Joaquin Section honorable mention
- 2014 Cal-Hi Sports all-state sophomore team
- 2014 Sacramento Bee All-Metro second team
- Also competed in swimming
- Three-time NISCA All-America in swimming

Personal

- Full name is Tucker Davies Fisk



STANFORD FOOTBALL



- Born in Edina, Minn.
- Son of Jason and Miriam Fisk
- Father played football at Stanford and 12 seasons professionally in the NFL
- Has two siblings, Julia and Carmin
- Self-taught guitarist, pianist and ukuleleist



#6 • Andres Fox

Outside Linebacker

6-4 • 253 • Junior

Mobile, Ala. • Mobile Christian
Psychology

As a Sophomore (2019)

- Played in the first four games of the season - eligible to retain year of eligibility due to NCAA redshirt rules

As a Freshman (2018)

- Played in seven games
- Finished with three tackles (one solo), 1.5 tackles for loss and 1.5 sacks
- Made collegiate debut in win over vs. UC Davis (Sept. 15)
- First career tackle and half sack at Washington (Nov. 3)

Prior to Stanford

- Prepped at Mobile Christian (Ala.) for head coach Ronnie Cottrell
- Nation's 138th-best recruit by ESPN, 245th by PrepStar
- Nation's 14th-best defensive end by ESPN, 17th by PrepStar
- Nation's 19th-best weak-side defensive end by Rivals, 22nd by 247Sports
- Alabama's sixth-best recruit by ESPN, seventh by PrepStar, 10th by 247Sports, 12th by Rivals
- 88 tackles (28 for loss), 13 sacks, seven forced fumbles as a senior
- 18 sacks as a junior
- 2017 Alabama High School Athletic Association 3A Defensive Lineman of the Year
- 2017 All-Coastal Alabama first team
- 2017 AL.com and Birmingham News Super All-State first team
- Three-time team captain
- Led team to state runner-up finish in 2016
- Also competed in basketball and track and field
- Second in javelin throw at 12-under Junior Olympics
- 2016 Mobile Christian Physics Student of the Year

Personal

- Full name is Andres Leonard Fox
- Son of Barry Beard and Lakrisha Padgett
- Has one sister, Hailey
- Uncle, Eric Yelding, played baseball for the Houston Astros and Chicago Cubs
- First Mobile Christian product to attend Stanford



#10 • Jordan Fox

Outside Linebacker

6-3 • 235 • Fifth Year

Plainfield, N.J. • St Peter's
Political Science

Career Accolades

- *Pac-12 All-Academic honorable mention (2018)*

As a Fifth-Year (2020)

- *Preseason All-Pac-12 fourth team (Phil Steele)*

As a Senior (2019)

- Played in and started first five games of the season before an injury
- Totaled 22 tackles, 3.5 tackles for loss and one sack
- Added one pass breakup, one quarterback hurry and one fumble recovery for a touchdown
- Recovered a fumble in the end zone for a touchdown that sealed the victory over Northwestern
- Totaled eight tackles, including one sack, vs. Oregon

As a Junior (2018)

- *Pac-12 All-Academic Honorable Mention*
- Played in all 13 games and started seven
- Led team with 9.5 tackles for loss
- Second on team with 4.5 sacks
- Fourth on team with 61 tackles (30 solo)
- Led team with nine tackles (four solo) in first career start with 2.0 tackles for loss and 1.5 sacks in overtime win at No. 20 Oregon (Sept. 22)
- Six tackles (three solo), 1.0 tackle for loss and a forced fumble at Notre Dame (Sept. 29)
- Six tackles (three solo) and three hurries vs. Washington State (Oct. 27)
- Three tackles (two solo), 0.5 tackle for loss and one pass breakup in win at UCLA (Nov. 24)
- Five tackles (three solo), one sack and one tackle for loss in Sun Bowl win over Pitt (Dec. 31)

As a Sophomore (2017)

- 11 games played
- 14 tackles, 1.5 tackles for loss, one forced fumble
- Three solo tackles (one for loss) vs. Rice
- Four tackles (two solo), 0.5 tackle for loss, fumble recovery vs. Oregon
- Four tackles (two solo) and one forced fumble vs. Notre Dame

As a Freshman (2016)

- Did not see action

Prior to Stanford

- Prepped at St. Peter's (N.J.) under head coach Rich Hansen
- Nation's 35th-best outside linebacker by 247Sports, 42nd by PrepStar, 46th by ESPN, 54th by Rivals
- Nation's 37th-best inside linebacker by Scout
- New Jersey's 10th-best recruit by PrepStar, 11th by Scout, 12th by 247Sports, 15th by ESPN, 20th by Rivals
- 2014 Semper Fidelis All-America
- 2014 all-state first team
- 2014 all-conference first team
- 2014 All-Hudson County first team
- 275 career tackles and five interceptions
- Led team to 2014 state title
- Also competed in wrestling

Personal

- Full name is Jordan Douglas Fox
- Born in Newark, N.J.
- Son of Daniel and Donnette Fox
- Has one brother, James
- Brother, James, wrestled at Harvard



#26 • Alaka'i Gilman

Safety

5-11 • 195 • Freshman

Laie, Hawaii • Punahou School
Undeclared

Prior to Stanford

- Prepped at Punahou School and played for head coach Kale Ane
- Lettered four years in football
- Ranked as a four-star recruit and No. 335 nationally by PrepStar
- Rated No. 4 in Hawaii by PrepStar, No. 7 by ESPN and No. 8 by 247Sports
- As a safety, ranked No. 28 by PrepStar, No. 34 by 247Sports and No. 35 by ESPN
- Participated in the 2020 Polynesian Bowl
- Three-year starter and two-time team captain, leading team to three consecutive 10-1 records
- Two-time All-InterScholastic League of Hawaii (ILH) first team (2018-19)
- All-state first team (2018)
- All-ILH second team (2017)
- All-state honorable mention (2017)
- Totaled more than 50 tackles, two interceptions, two forced fumbles, four fumble recoveries, five pass breakups and one touchdown as a senior in 2019
- Had 42 tackles, seven interceptions, four forced fumbles, two fumble recoveries and two touchdowns in 2018 as a junior



STANFORD FOOTBALL



- Registered more than 40 tackles with six pass breakups, one interception, one forced fumble and 2.5 sacks as a sophomore in 2017
- Also competed in basketball and track
- Member of National Honor Society and Dean's List

Personal

- Full first name is Kealakaikulaemaikala
- Son of Asai and Keawe Gilman
- Father played football at Southern Utah University
- Has six siblings, Kawelina, Kaena, Alohi, Makana, Nui and Kealoha
- Sister, Kawelina, played soccer and rugby at Utah Valley University and BYU-Hawaii
- Brother, Alohi, plays for the Los Angeles Chargers
- The middle of seven children
- Hawaiian descent – grandmother is pure Hawaiian
- Attended same high school as current Stanford teammate Jet Toner



#3 • Marcus Graham

Wide Receiver

5-11 • 174 • Sophomore

Charlotte, N.C. • Mountain Island Charter School
Undeclared

As a Freshman (2019)

- Did not see action

Prior to Stanford

- Prepped at Mountain Island Charter (N.C.) under head coach Robert Washington
- Nation's 52nd-best athlete by PrepStar, 118th by 247Sports, 154th by ESPN
- North Carolina's 31st-best recruit by PrepStar, 55th by 247Sports, 63rd by Rivals, 73rd by ESPN
- Two-time all-conference quarterback
- Finished high school ranked second in the nation all-time for touchdown passes in a half (7)
- 2,500 passing yards, 997 rushing yards and 41 total touchdowns as a sophomore
- 1,200 passing yards, 900 yards rushing, 600 receiving yards and 35 total touchdowns as a junior
- Also competed in track and basketball
- Basketball team finished as state runner-up in 2015

Personal

- Son of Cassandra and David Graham
- Has two older siblings, Mikel and Mariah



#80 • Scooter Harrington

Tight End

6-5 • 253 • Fifth Year

Greenwich, Conn. • Greenwich
Sustainability Science (MS) • Mgmt. Science and Engineering

Career Accolades

- Pac-12 Fall Academic Honor Roll (2019)
- Two-time Pac-12 All-Academic honorable mention (2017-18)

As a Senior (2019)

- Member of Pac-12 Fall Academic Honor Roll
- Played in 12 games with one start
- Four catches for 23 yards

As a Junior (2018)

- Pac-12 All-Academic honorable mention
- Played in all 13 games and started two
- Finished with two catches for 12 yards and one kick return for eight yards

As a Sophomore (2017)

- Pac-12 All-Academic honorable mention
- 11 games played
- Three receptions for 10 yards

As a Freshman (2016)

- Did not see action

Prior to Stanford

- Played at Greenwich (Conn.) under head coach John Marinelli
- Four-star recruit by ESPN
- Nation's 10th-best Y-tight end by ESPN, 17th-best tight end by 247Sports
- Connecticut's top recruit by ESPN and PrepStar, second by 247Sports, third by Scout, fifth by Rivals
- 24 receptions for 240 yards and two touchdowns as a senior
- 4.5 sacks, seven pass breakups, one interception and two forced fumbles as a senior
- 2016 Under Armour All-America
- Two-time all-state first team
- Two-time all-league first team
- 2015 Hearst Connecticut Media Super 33
- Two-time USA Today all-state
- Team captain as a senior
- Also competed in lacrosse
- 2015 all-state second-team in lacrosse
- 2015 all-league second-team in lacrosse
- Lacrosse team captain as a senior
- National Football Foundation National High School Scholar-Athlete
- National Honor Society

Personal

- Full name is Scott James Harrington
- Born in Walnut Creek, Calif.
- Son of Kathy and Scott Harrington
- Father played football at Boston College
- Mother played softball at Boston College
- Older brother, Jack, played lacrosse at Duke



#34 • Houston Heimuli

Fullback

5-11 • 257 • Senior

Woods Cross, Utah • Bountiful
Human Biology

Career Accolades

- Pac-12 All-Academic Honorable Mention (2018)

As a Junior (2019)

- Played in all 12 games and started three
- Finished with three catches

As a Sophomore (2018)

- Pac-12 All-Academic Honorable Mention
- Played in 12 games as fullback and on special teams
- Made collegiate debut in season opener vs. San Diego State (Aug. 31)
- First career catch for one-yard touchdown vs. Washington State (Oct. 27)

As a Freshman (2017)

- Did not see action

Prior to Stanford

- Served two-year LDS mission in Indianapolis
- Prepped at Bountiful (Utah) under head coach Larry Wall
- Nation's second-best fullback by Scout, ESPN and PrepStar, fourth by Rivals, ninth by 247Sports
- Utah's third-best recruit by PrepStar, 13th by Scout, 23rd by ESPN, 25th by 247Sports
- Primary blocker with 370 career carries for 2,043 yards and 22 touchdowns
- 13 career receptions for 107 yards and one touchdown
- 2014 Region 6 MVP
- Two-time all-state
- Two-time team captain
- Also competed in track, soccer and rugby



STANFORD FOOTBALL



Personal

- Full name is Houston Henare Heimuli
- Son of Lakei and Pania Heimuli
- Father played football at BYU and professionally for the Chicago Bears (1987)
- Father was starting fullback on BYU's 1984 national championship team
- Has four siblings, Hema, Helam, Hevynn and Harrison
- Brother, Helam, played football at Weber State
- Uncle, Hema Heimuli, played football at BYU
- Tongan-Maori-Japanese-Hawaiian descent
- Eagle Scout



#15 • Stephen Herron

Outside Linebacker

6-4 • 233 • Sophomore

New Albany, Ind. • Trinity (Ky.)

Undeclared

As a Freshman (2019)

- Played in three games -- eligible to retain year of eligibility due to NCAA redshirt rules
- Finished with two tackles and 0.5 tackles for loss

Prior to Stanford

- Prepped at Trinity (Ky.) under head coach Bob Beatty
- Four-star recruit by Rivals, PrepStar, ESPN and 247Sports
- Nation's 88th-best recruit by PrepStar, 153rd by 247Sports, 163rd by Rivals and 172nd by ESPN
- Nation's fourth-best weakside defensive end by Rivals, ninth by 247Sports
- Nation's 10th-best defensive end by Prepstar and 21st by ESPN
- Kentucky's top-ranked recruit by PrepStar
- Kentucky's second-best recruit by Rivals and ESPN, and third-best by 247Sports
- PrepStar Dream Team
- Three-time all-state first team (Kentucky)
- Three-time all-area first team (Kentucky)
- 2018 district and regional champion
- 2018 The Opening Finals
- Two-time district, regional, semi-state and state champions (2016-17)
- 2016 all-state second team (Indiana)
- 2016 all-area first team (Indiana)
- 84 tackles (59 solo), 36 tackles for loss, 19 sacks, 48 hurries, five forced fumbles, fumble recovery, two blocked kicks as a senior
- 97 tackles (26 solo), 42 tackles for loss, 21 sacks, 42 hurries, three forced fumbles, fumble recovery, two blocked kicks as a junior
- 70 tackles (34 solo), 16 tackles for loss, 10 sacks, 37 hurries, two forced fumbles as a sophomore
- 75 tackles (22 solo), 15 tackles for loss, seven sacks, 12 hurries and three blocked kicks as a freshman
- Also competed in wrestling and track

Personal

- Son of Sherry and Steve Herron
- Father played football at Centre College



#6 • Elijah Higgins

Wide Receiver

6-3 • 231 • Sophomore

Kyle, Texas • Bowie

Undeclared

As a Freshman (2019)

- Played in all 12 games and made one start vs. Cal (Nov. 23)
- Made one tackle on special teams

Prior to Stanford

- Prepped at Bowie (Texas) under head coach Jeff Ables
- Four-star recruit by Rivals, ESPN, PrepStar and 247Sports

- Nation's 86th-best recruit by PrepStar, 89th by 247Sports, 112th by ESPN and 119th by Rivals
- Nation's 14th-best wide receiver by PrepStar, 15th by 247Sports, 16th by ESPN and 18th by Rivals
- Texas' 12th-best recruit by PrepStar, 15th by 247Sports, 16th by Rivals and 18th by ESPN
- PrepStar Dream Team
- 2019 Polynesian Bowl
- 2018 Under Armour All-America Game
- 2017 all-district first team
- Trustee Award
- African-American Heritage Award
- Watkins Award finalist
- Also competed in track and basketball

Personal

- Born in Florida
- Son of Karon and George Higgins
- Father played football at University of South Florida
- Has two younger siblings, Kaleb and Bailey



#78 • Myles Hinton

Offensive Tackle

6-7 • 310 • Freshman

John's Creek, Ga. • Greater Atlanta Christian

Undeclared

Prior to Stanford

- Played at Greater Atlanta Christian School for head coach Tim Hardy
- Consensus five-star recruit ranked No. 14 by ESPN, No. 20 by PrepStar and No. 25 by Rivals
- Consensus Top-10 recruit from the state of Georgia -- ranked No. 4 by ESPN and PrepStar and No. 6 by Rivals
- Consensus Top-5 offensive tackle in the class -- ranked No. 3 by ESPN and PrepStar and No. 4 by Rivals
- Played in the 2020 All-America Bowl
- Two-time all-state honoree
- 2019 all-county first team
- Helped guide team to four regional championships
- Also competed in track and field and basketball
- 2018 State Champion in the discus
- Member of the National Honor Society and Beta Club

Personal

- Son of Chris and Mya Hinton
- Father played football at Northwestern and in the NFL for 13 seasons, including seven Pro Bowl selections
- Mother played basketball at Northwestern
- Has one brother, Christopher
- Brother plays football at Michigan
- Aunt, Anique Whitmore, played basketball at Northwestern
- Attended the same high school as current Stanford teammate Davis Mills



#73 • Jake Hornibrook

Offensive Guard/Offensive Tackle

6-5 • 286 • Sophomore

West Chester, Pa. • Malvern Prep

Undeclared

As a Freshman (2019)

- Played in seven games and started the final six
- Made first career start (right guard) vs. UCLA

Prior to Stanford

- Prepped at Malvern (Pa.) under head coach Dave Gueriera
- Nation's 16th-best guard by Rivals, 50th by 247Sports



STANFORD FOOTBALL



- Nation's 18th-best tackle by PrepStar, 83rd by ESPN
- Pennsylvania's eighth-best recruit by PrepStar, 10th by Rivals, 13th by ESPN, 19th by 247Sports
- Three-time league champions
- 2018 all-USA Pennsylvania first team
- 2018 all-southeastern Pennsylvania first team
- 2018 all-city first team
- 2017 all-state second team
- 2017 all-Southeastern (Pa.) first team
- Two-time first-team all-league
- Also competed in basketball

Personal

- Born in Austin, Texas
- Son of Dawn and Jeff Hornbrook
- Father played football at Temple
- Mother played basketball at Gettysburg
- Has two older siblings, Alex and Mackenzie
- Brother, Alex, played football at Wisconsin and Florida State
- Sister, Mackenzie, swam at Penn State
- Uncle, Ben Davis, played baseball in the Major Leagues



#83 • John Humphreys

Wide Receiver

6-5 • 210 • Freshman

Newport Beach, Calif. • Corona del Mar
Undeclared

Prior to Stanford

- Played at Corona Del Mar High School for head coach Dan O'Shea
- Unanimous four-star recruit ranked No. 76 by PrepStar, No. 86 by 247Sports, No. 113 by Rivals and No. 248 by ESPN
- Consensus top 20 recruit from California rated No. 9 by 247Sports, No. 13 by PrepStar, No. 15 by Rivals and No. 19 by ESPN
- Ranked No. 14 at wide receiver by 247Sports, No. 15 by PrepStar, No. 22 by Rivals and No. 38 by ESPN
- Left high school as California's all-time leader in career touchdowns with 78 and school's all-time leader for touchdowns in a season (32 in 2019) - matching the Orange County single-season record
- 2020 Polynesian Bowl participant
- 2020 All-American Bowl participant
- Three-time team captain
- Won 2019 CIF Division 1-A State Championship with 16-0 record
- 2019 MaxPreps All-American second team
- Two-time Sunset Conference Most Valuable Player (2018-19)
- 2019 CDM Most Valuable Player
- 2018 Orange County Register Male Competitor of the Year
- Two-time all-state first team (2017-18)
- 2018 all-county first team
- 2018 CIF Southern Section Offensive Player of the Year
- 2018 Daily Pilot Dream Team Player of the Year
- 2017 all-CIF Southern Section
- 2017 all-Pacific Coast League
- 2017 Pacific Coast League Defensive MVP
- 2017 Daily Pilot Dream Team Co-All-Purpose Player of the Year
- Left high school as CDM's all-time leader in scoring for career (468) and season (192 in 2019)
- Finished prep career as CDM's all-time leader in yards for a career (5,118), season (2,001 in 2019) and game (279)
- Left high school as CDM's all-time leader in receptions for career (287), season (111 in 2019) and game (13)
- Had 111 receptions for 2,001 yards and 32 touchdowns as a senior in 2019
- Totaled 103 receptions for 1,783 yards and 28 touchdowns, to go with 30 tackles, as a junior in 2018
- Caught 55 passes for 1,100 yards and 16 touchdowns while adding 72 tackles as a sophomore in 2017
- Registered 18 receptions for 234 yards and two touchdowns as a freshman in 2016
- Also competed in basketball

- Named 2018 Co-MVP of the Sunset League in basketball
- 2018 all-PCL first team in basketball
- National Football Foundation Scholar-Athlete Award

Personal

- Son of Brad and Wendy Humphreys
- Father played football at Stanford and lettered from 1985-87
- Mother played volleyball at Stanford from 1984-87
- Has three siblings, Kelsey, Ben and Ashley
- Sister, Kelsey, played volleyball at Stanford from 2013-16 and won a National Championship in 2016
- Brother, Ben, played football at Duke
- Aunt, Kari Rush, played volleyball at Stanford from 1980-83
- Aunt, Jennifer Rush, played field hockey at Washington State
- High school teammate of current Stanford teammates TaeVeon Le and Kyle Petrucci



#23 • Ryan Johnson

Defensive End

6-4 • 265 • Senior

Axis, Ala. • St. Paul's Episcopal
Economics

As a Junior (2019)

- Played in seven games
- Finished with one tackle

As a Sophomore (2018)

- Played in seven games
- Finished with five tackles (one solo)
- Made collegiate debut in season opener vs. San Diego State (Aug. 31)

As a Freshman (2017)

- Did not see action

Prior to Stanford

- Prepped at St. Paul's Episcopal (Ala.) under head coach Steve Mask
- Consensus four-star recruit
- Nation's 167th-best recruit by ESPN, 201st by PrepStar, 210th by Scout, 239th by Rivals
- Nation's seventh-best strong-side defensive end by Rivals, 19th by 247Sports
- Nation's 14th-best defensive end by ESPN, 15th by PrepStar, 17th by Scout
- Alabama's seventh-best recruit by ESPN and PrepStar, 11th by Scout, 12th by Rivals, 16th by 247Sports
- 2017 Under Armour All-America
- 2016 Alabama vs. Mississippi All-State Game
- 2016 Alabama 5A Lineman of the Year
- 2016 Chrichton Optimist Club Lineman of the Year
- Led team to state titles in 2014 and 2015
- Watkins Award finalist
- 85 tackles, 10 sacks, one interception, three forced fumbles as a senior
- 75 tackles, 10 sacks, one interception, one forced fumble as a junior
- 50 tackles, five sacks as a sophomore
- Also competed in basketball and track

Personal

- Full name is Ryan Alexander Johnson
- Born in Mobile, Ala.
- Son of Angela and the late Roderick Johnson
- Has one sibling, Trai
- Brother, Trai, played football at Alabama A&M
- Cousin, Jermaine Rogers, played football at Louisiana-Lafayette
- Cousin, Tony Rogers, played football at Jackson State



STANFORD FOOTBALL



#20 • Austin Jones

Running Back

5-10 • 191 • Sophomore
Antioch, Calif. • Bishop O'Dowd
Undeclared

As a Sophomore (2020)

- Preseason All-Pac-12 third team (Athlon)
- Preseason All-Pac-12 fourth team (Phil Steele)

As a Freshman (2019)

- Played in all 12 games
- Finished second on the team with 227 rushing yards and one touchdown on 45 carries
- Caught 14 passes for 108 yards
- Recorded first career touchdown (35-yard rush) at UCF to finish the game with 65 yards on seven carries, including 55 yards rushing on Stanford's first scoring drive
- Career-best five receptions for 29 yards at Washington State
- Career-high 117 all-purpose yards vs. Notre Dame (33 rushing, 24 receiving, 60 kick return)

Prior to Stanford

- Prepped at Bishop O'Dowd (Calif.) under head coach Napoleon Kaufman
- Four-star recruit by Rivals, 247Sports, ESPN and PrepStar
- Nation's 64th-best recruit by PrepStar, 107th by Rivals, 150th by 247Sports and 169th by ESPN
- Nation's third-best running back by PrepStar, fifth by Rivals, ninth by 247Sports and 10th by ESPN
- California's 11th-best recruit by PrepStar, 16th by Rivals, 21st by 247Sports and 22nd by ESPN
- Three-time All-American
- PrepStar Dream Team
- Four-time All-Metro
- Two-time Prep2Prep.com Player of the Year
- East Bay Regional Player of the Year
- NCS Freshman of the Year
- NCS Sophomore of the Year
- State champion (2016)
- 2019 All-American Bowl
- 2019 Polynesian Bowl
- 2019 All-American Bowl Man of the Year Award finalist
- 2018 The Opening Finals
- 2018 all-USA California first team
- Four-time All-NCS Academic
- All-NCS Scholar Athlete
- Finished prep career as No. 2 all-time career rusher in Bay Area history
- 6,905 yards and 92 touchdowns on 940 rushes (7.34 yards per carry) as a prep
- 1,048 yards and one touchdown on 77 receptions (13.61 yards per catch) as a prep
- Also competed in track

Personal

- Son of Minerva and Karl Jones
- Has two older siblings, Anthony and Alexis
- Brother, Anthony played football at Troy University and Jacksonville State
- Has lived in five different states



#25 • Brandon Jones

Cornerback

5-10 • 175 • Freshman
Lomita, Calif. • Narbonne
Undeclared

Prior to Stanford

- Played at Narbonne High School for head coach Joe Aguirre
- A four-star recruit according to Rivals and PrepStar
- A consensus top 40 player out of California – ranked No. 30 by PrepStar, No. 34 by Rivals and No. 40 by 247Sports
- A top 35 cornerback ranked No. 28 by Rivals, No. 29 by PrepStar and No. 34 by ESPN

- All-state second team (2018)
- All-area first team (2018)
- All-city first team (2018)
- 2017 MaxPreps Sophomore All-American second team
- All-Tri-Valley first team (2017)
- 2016 MaxPreps Second Team Freshman All-American
- Missed his senior season in 2019 due to injury
- Registered 57 tackles, two interceptions, eight passes defended, two sacks, one forced fumble and had one touchdown as a junior in 2018
- Totaled 50 tackles, three interceptions, eight passes defended, 283 all-purpose yards and three total touchdowns as a sophomore in 2017
- Posted 40 tackles, three interceptions and seven passes defended in 2016 as a freshman
- Helped team to 2017 Open Division City Championship and 2016 CIF Championship
- Also competed in basketball
- Member of the Principal's Honor Roll as both a sophomore and junior

Personal

- Son of Doyle and Brinna Jones
- Mother was a background dancer in both Michael Jackson and Janet Jackson videos
- Has three siblings, Doyle, Raylauni and Keziah



#29 • Spencer Jorgensen

Safety

6-2 • 213 • Sophomore
Provo, Utah • Provo
Undeclared

As a Freshman (2019)

- Played in 10 games on special teams
- Recorded first career punt block, which led to a Brycen Tremayne recovery in the end zone and a Stanford touchdown, vs. UCLA

Prior to Stanford

- Served a two-year LDS mission in Thailand
- Prepped at Provo (Utah) under head coach Tony McGeary
- All-state honorable mention (2016)
- Team MVP (2016)
- Academic all-state (2016)
- 2016 U.S. Marines Scholar Athlete Award
- All-region (2015)
- Academic all-region (2014)
- 3,101 passing yards, 711 rushing yards and 33 total touchdowns as a senior
- Three interceptions as a defensive back as a sophomore and junior
- Also competed in basketball

Personal

- Son of Kristen and Rick Jorgensen
- Has four siblings, Paden, Hannah, McKinley, Tess



#68 • Max Kalny

Offensive Guard

6-5 • 275 • Freshman
Lenexa, Kan. • St. James Academy
Undeclared

Prior to Stanford

- Played at St. James Academy for head coach Tom Radke
- Ranked No. 10 in the state of Kansas by PrepStar and No. 22 by 247Sports
- Ranked as the No. 67 offensive guard in the class by PrepStar
- 2019 Semper Fidelis All-American
- All-state first team (2019)
- All-Eastern Kansas League first team (2019)
- Also competed in basketball and rugby
- Member of the National Honor Society and Science National Honors Society
- Kansas Honors Scholar



STANFORD FOOTBALL



Personal

- Son of Jim and Kathleen Kalny
- Has two siblings, Morgan and Nick



#43 • Joshua Karty

Kicker

6-3 • 195 • Freshman

Burlington, N.C. • Western Alamance
Undeclared

Prior to Stanford

- Prepped at Western Alamance High School and played for head coach Jeffrey Snuffer
- Ranked as the consensus No. 1 kicker in the 2020 class
- Participated in the 2020 Under Armour All-America Game and the 2019 Shrine Bowl of the Carolinas
- Two-time all-state (2018-19)
- Three-time all-conference (2016, 2018-19)
- Totaled 219 touchbacks, the most in school history
- Made 24 consecutive field goals from 45 yards and in
- Set his school record with a 52-yard field goal
- Was 16-of-21 on field goals with a long of 45 yards, made 44-of-47 PATs, totaled 65 touchbacks on 70 kickoffs, punted 35 times with an average of 44.8 yards per attempt, including 14 inside the 20 during his senior season in 2019
- Made 12-of-14 field goals with a long of 52 yards, was 52-of-53 on PATs, recorded 78 touchbacks on 80 kickoffs as a junior in 2018
- Was 1-for-2 on field goals as a sophomore in 2017, while making 15-of-15 PATs and totaling 49 touchbacks on 74 kickoffs
- Connected on 3-of-5 field goals while making 26-of-27 PATs as a freshman in 2016 and totaled 27 touchbacks on 59 kickoff attempts
- Also competed in track, tennis and swimming
- Three-time all-conference academic (2017-19)
- Was Junior Marshall and earned honor roll every semester

Personal

- Son of Joel and Valerie Karty
- Father was a rower at Stanford and received his PhD in physical and organic chemistry from the university
- Mother broke news of being pregnant with Joshua to father at Stanford Stadium
- Has one brother, Jacob
- Brother is a State Champion in soccer and World Champion for robotics
- Founder and President of his high school's ping pong club



#47 • Tangaloa Kaufusi

Outside Linebacker

6-3 • 244 • Junior

Salt Lake City, Utah • East

Data Science, Markets and Management

As a Sophomore (2019)

- Played in seven games
- Finished with five tackles and one tackle for loss

As a Freshman (2018)

- Played in two games - eligible to retain year of eligibility via NCAA redshirt rules
- Made collegiate debut in win over Oregon State (Nov. 10)
- First career tackle in win at Cal (Dec. 1)

Prior to Stanford

- Served a two-year LDS mission in Taiwan
- Played at East (Utah) under head coach Brandon Matich
- Nation's 12th-best H-tight end by ESPN, 28th-best tight end by Scout
- Utah's fourth-best recruit by Scout, fifth by ESPN, seventh by 247Sports, eighth by PrepStar
- 77 career tackles and nine sacks
- 51 tackles and six sacks as a senior

- 16 career receptions for 294 yards and three touchdowns
- 2015 all-state first team
- 2014 all-state honorable mention
- Led team to 2015 state titles
- Led team to pair of regional titles
- Also competed in basketball and rugby
- National Honor Society

Personal

- Full name is Tangaloa Ikimana Kaufusi
- Born in Salt Lake City, Utah
- Son of Richard and Ofa Kaufusi
- Father played football at BYU
- Has four sisters, Ainu, Nele, Eveline and Petulisa
- Uncle, Steve Kaufusi, played football at BYU and professionally with the Philadelphia Eagles
- Uncles Harry, Jason, Doug and Jeff Kaufusi played football at BYU
- Cousin, Corbin Kaufusi, played basketball at BYU
- Cousin, Bronson Kaufusi, played football at BYU



#22 • Jason Kaul

Safety

6-4 • 213 • Sophomore

Ham Lake, Minn. • Blaine

Undeclared

As a Freshman (2019)

- Did not see action

Prior to Stanford

- Prepped at Blaine (Minn.) under coaches Ben Geisler and Mike Law
- Team captain as a senior
- 2018 Minnesota Vikings all-state team
- AP All-State First-Team Defense
- USA Today All-Minnesota Second-Team Defense
- Kare 11 All-Metro First Team
- Star Tribune All-Metro First Team
- 2018 North Metro Defensive Player of the Year
- 2018 Minnesota Football All-Star Game
- Two-time all-district
- 2018 defensive team MVP
- 2018 conference champions and state semifinalists
- 71 tackles, five interceptions, three forced fumbles, three fumble recoveries, four touchdowns and 377 total yards as a senior
- 55 tackles, one interception, three sacks, 3.0 TFL, two forced fumbles and one fumble recovery as a junior
- Also competed in baseball and basketball
- 2018 conference champions and state semifinalists in baseball
- 2018 Minnesota Basketball All-Star Game
- Two-time unanimous all-conference in basketball
- Pitched a no-hitter during his junior baseball season
- Averaged 18 points, seven rebounds and three assists during senior basketball season
- All-state academic team in football and basketball

Personal

- Son of Nichelle and Scott Kaul
- Father played baseball at the University of Northern Iowa
- Has two siblings, one older, Jared, and one younger, A.J.
- Uncle, Ryan Bowen, played basketball at Iowa and spent 10 years in the NBA (Denver, Houston, New Orleans)



STANFORD FOOTBALL



#11 • Thunder Keck

Outside Linebacker

6-3 • 222 • Senior

Northfield, N.H. • Hotchkiss (Conn.)

Computer Science

Career Accolades

- Pac-12 Fall Academic Honor Roll (2019)
- Pac-12 All-Academic honorable mention (2018)

As a Junior (2019)

- Member of Pac-12 Fall Academic Honor Roll
- Played in 10 games
- Finished with three tackles and one forced fumble

As a Sophomore (2018)

- Pac-12 All-Academic honorable mention
- Played in 11 games
- Made collegiate debut in season opener vs. San Diego State (Aug. 31)

As a Freshman (2017)

- Did not see action

Prior to Stanford

- Prepped at Hotchkiss (Conn.)
- Six sacks, two passes defended, two forced fumbles, one fumble recovery in only six games as a prep
- Also competed in track
- Track team captain
- 4x100m anchor at 2016 Penn Relays
- Four-time Vermont all-star

Personal

- Born in Mission Viejo, Calif.
- Full name is Thunder Justice Keck
- Son of Eric and Beth Wacome Keck
- Father played football at Saddleback and Columbia
- Has three siblings, Zion, Phoebe and Zachri
- Sister, Zion, rowed at Michigan State



#44 • Caleb Kelly

Outside Linebacker

6-3 • 225 • Junior

Fairburn, Ga. • Hapeville Charter

Psychology

As a Sophomore (2019)

- Did not see action

As a Freshman (2018)

- Did not see action

Prior to Stanford

- Prepped at Hapeville Charter (Ga.) under head coach Winston Gordon
- Nation's 342nd-best recruit by PrepStar
- Nation's 20th-best outside linebacker by PrepStar, 48th by ESPN, 49th by 247Sports
- Georgia's 39th-best recruit by PrepStar, 71st by 247Sports, 78th by ESPN
- 55 tackles, 15.5 sacks as a senior
- 82 tackles, 15 tackles for loss, 10.5 sacks as a junior
- All-state (2017)
- Two-time all-region (2016-17)
- Led team to 2017 state title
- Led team to pair of regional titles
- National Honor Society

Personal

- Full name is Caleb Leron Kelly
- Born in Palm Springs, Calif.
- Son of Clinton Kelly and Pamela Howard
- Has two siblings, Chris and Clinton
- One of three immediate family members with black belt



#17 • Kyu Blu Kelly

Cornerback

6-1 • 183 • Sophomore

Las Vegas, Nev. • Bishop Gorman

Undeclared

As a Freshman (2019)

- Played in 12 games and started each of the final nine games
- Totaled 35 tackles with 1.5 tackles for loss and a sack
- Added five pass breakups, one quarterback hurry and one interception
- Recorded the first two pass breakups and first interception of his career vs. No. 15 Washington (Oct. 5)

Prior to Stanford

- Prepped at Bishop Gorman (Nev.) under head coach Kenny Sanchez
- Nation's 48th-best cornerback by PrepStar, 56th by ESPN and 58th by 247Sports
- Nevada's third-best recruit by PrepStar, third by 247Sports, fourth by Rivals, fifth by ESPN
- 2018 all-state first team defense
- 2018 all-league first team cornerback and defensive MVP
- 2017 all-state second team defense
- 2017 all-league first team cornerback
- 23 tackles (18 solo), one interception, three pass breakups, two blocked kicks, 174 receiving yards and one touchdown as a senior
- 18 tackles (11 solo), four interceptions and four pass breakups as a junior
- Two-time state champions (2017-18)
- Also competed in track
- 2017 all-state track and field
- 2017 track and field team MVP

Personal

- Son of Lisa and Brian Kelly
- Father played at USC and 11 years professionally for the Tampa Bay Buccaneers (1998-07) and Detroit Lions (2008)
- Has no middle name
- Has two siblings, Brilan and Kieran
- Left leg is longer than his right leg



#92 • Lance Keneley

Defensive End

6-5 • 230 • Freshman

Laguna Hills, Calif. • Mission Viejo

Undeclared

Prior to Stanford

- Played at Mission Viejo High School for head coach Chad Johnson
- Also competed in wrestling and track
- Ranked as the No. 55 recruit in California by Rivals and 247Sports, No. 68 by PrepStar
- Ranked as the No. 20 strong side defensive end by 247Sports, the No. 34 weak side defensive end by Rivals and the No. 38 defensive end by PrepStar
- 2019 all-state second team
- Two-time all-league first team (2018-19)
- 2019 all-Los Angeles Times
- 2019 all-Orange County
- Two-time Defensive Most Valuable Player (2018-19)
- 2018 all-Orange County second team
- 2017 all-league second team
- Two-time South Coast League champions (2017, 2019)



STANFORD FOOTBALL



- Finished with 48 tackles (19 for loss), 13 sacks, one forced fumble, three fumble recoveries and one field goal block as a senior in 2019
- Had 60 tackles (14 for loss), 10 sacks, one forced fumble, one fumble recovery and one blocked field goal in 2018 as a junior
- Had 39 tackles (six for loss), 4.5 sacks and one pass breakup in 2017 as a sophomore
- Four-Year Scholar-Athlete Award recipient

Personal

- Son of Matthew Keneley and Antoinette Thomas
- Father played football at USC and had a professional career which spanned the NFL, XFL and Arena League
- Mother played volleyball at USC
- Has one brother, Hunter
- Uncle, Todd Keneley, played football at USC
- Uncle, Clay Hattabaugh, played football at USC
- Has multiple family connections to Stanford, including his great uncle, great grandfather and cousin who all received degrees on The Farm



#54 • Jake Koffman

Offensive Guard
6-2 • 254 • Senior
Orono, Maine • Orono
Computer Science

As a Junior (2019)

- Did not see action

Prior to Stanford Football

- Completed two seasons with Stanford track and field as a throws athlete
- Team captain in 2019
- Spent three weeks in Vietnam in 2018 as part of the Rubinstein-Bing Student-Athlete Civic Engagement Program, a partnership between Stanford and Duke universities

Prior to Stanford

- Three-sport athlete at Orono High School
- Two-time New England outdoor discus champion, throwing 190-1, 57.93m in 2017
- Fourth at the 2017 U.S. junior championships at 186-2 ¼ (56.74m) with a 1.75kg discus
- Four-time state champion in track and field
- Won the Maine Class C title in the shot put and discus as a senior
- Three-time Maine Class C discus winner
- 2017 Gatorade Maine Boys Track & Field Athlete of the Year
- Led the Red Riots to the 2017 team championships
- Took third in the discus at the 2016 New Balance Outdoor Nationals
- Broke his own state record in the meet with a discus toss of 199-1 (60.68m)
- Also competed in basketball and soccer
- Won the 2016 state high school Heisman Award

Personal

- Son of Michelle Toder and David Koffman
- Father played football at Harvard
- Has one sibling, Lily
- Special Olympics volunteer



#93 • Trey LaBounty

Defensive End
6-7 • 261 • Junior
Lynden, Wash. • Lynden
Management Science and Engineering

Career Accolades

- Pac-12 Fall Academic Honor Roll (2019)

As a Sophomore (2019)

- Member of Pac-12 Fall Academic Honor Roll

- Did not see action

As a Freshman (2018)

- Played in one game - eligible to retain year of eligibility via NCAA redshirt rules
- Made collegiate debut in Sun Bowl against Pitt (Dec. 31)

Prior to Stanford

- Prepped at Lynden (Wash.) under head coach Blake VanDalen
- 2017 all-state first team
- 2017 all-league first team
- 2016 all-league second team
- Set school career record for forced fumbles (11)
- Set single-season school record for forced fumbles (7)
- 48 tackles (seven for loss), six sacks, seven forced fumbles, five fumble recoveries and two interceptions as a junior
- 61 tackles (three for loss), three sacks, four forced fumbles, one fumble recovery and one blocked kick as a senior
- Helped team to 2016 league title and state runner-up in 2014
- Also competed in basketball
- Valedictorian
- 2016-17 Lynden High School Science Student of the Year

Personal

- Son of Kelly Freeman and CD LaBounty
- Father played for USA Rugby
- Has two siblings, Drea and Maleia



#44 • TaeVeon Le

Tight End
6-4 • 234 • Junior
Newport Beach, Calif. • Corona del Mar
International Relations

Career Accolades

- Pac-12 All-Academic Honor Roll (2019)

As a Sophomore (2019)

- Pac-12 All-Academic Honor Roll
- Played in two games

As a Freshman (2018)

- Did not see action

Prior to Stanford

- Prepped at Corona del Mar (Calif.) under head coach Dan O'Shea
- Nation's 28th-best H-tight end by ESPN
- Nation's 56th-best tight end by 247Sports
- 43 career touchdowns (second-best in county history)
- 2,751 career receiving yards
- School-record 234 single-game receiving yards
- 52 receptions for 1,084 yards and 14 touchdowns as a senior
- 78 receptions for 1,294 yards and 22 touchdowns as a junior
- 15 receptions for 373 yards and seven touchdowns as a sophomore
- 2017 Cal-Hi Sports all-state second team (offense)
- Two-time Daily Pilot Offensive Player of the Year
- Three-time All-CIF Southern Section first team
- Three-time all-county first team
- Three-time all-conference first team
- Also competed in basketball and volleyball
- 2016 all-conference second team in basketball
- Led basketball team to three league titles
- 4.2 grade-point average

Personal

- Born in Oakland, Calif.
- Son of An Le
- Has one sister, Tiana



STANFORD FOOTBALL



- Sister is an actress and has appeared in HBO's Insecure, Amazon Prime's Just Add Magic and ABC's General Hospital
- Owns four rescue dogs and a rescue rabbit
- High school teammate of current Stanford teammates John Humphreys and Kyle Petrucci



#54 • Kiersten Lee

Outside Linebacker
6-2 • 225 • Freshman
Marietta, Ga. • Marietta
Undeclared

Prior to Stanford

- Played at Marietta High School for head coach Richard Morgan
- Ranked No. 95 in Georgia by PrepStar and No. 201 by Rivals
- Ranked as the No. 42 inside linebacker by PrepStar and No. 106 by 247Sports
- Selected to Offense-Defense All-American Bowl
- Helped team to 2019 State Championship (Georgia Class 7A), their first since 1967
- 2019 Georgia vs. Florida All-Star Game selection
- Three-time Regional Champion (2016-18)
- All-region (2018)
- Played in 12 games as a senior in 2019 with 31 tackles, 2.5 sacks and five tackles for loss
- Totaled 51 tackles and 11 sacks in 11 games as a junior in 2018
- Registered 24 tackles and five sacks in six games as a sophomore in 2017
- Also competed in basketball and track & field
- Member of the National Honor Society
- 2019 High Honor Academic Letter and Lamp Award
- Georgia Certificate of Merit – Governor's Academic Award

Personal

- Son of Christopher Lee and Shani Riviere
- Father played football at Georgia Tech
- Has 10 siblings, Jalen, Kiyra, Jamiyra, Kaiden, Bailey, Khari, Blake, Christopher, Howard and Shai
- Grandfather, Gerald, played football at Morris Brown College
- Aunt, Celeste, ran track at Emory University



#99 • Zephron Lester

Defensive Tackle
6-0 • 275 • Freshman
Far Rockaway, N.Y. • Christ the King
Undeclared

Prior to Stanford

- Played at Christ the King for head coach Jason Brown
- Also competed in track and field
- Ranked No. 12 in New York by PrepStar and No. 23 by 247Sports
- Two-time CHSFL All-League Defense (2018-19)
- Executive board member of the National Honor Society
- Four-time Academic Excellence Award and honor roll student

Personal

- Son of Damien and Ayola Lester
- Father immigrated from Trinidad and mother immigrated from Guyana
- Has four siblings, Zaire, Avery, Faith and Joylyn
- Trains in Muay Thai



#5 • Donjae Logan

Cornerback
5-11 • 189 • Junior
Mesa, Ariz. • Desert Ridge
Electrical Engineering

As a Sophomore (2019)

- Played in the first six games of the season

As a Freshman (2018)

- Did not see action

Prior to Stanford

- Prepped at Desert Ridge (Ariz.) under head coach Jeremy Hathcock
- Nation's 80th-best cornerback by 247Sports, 114th by ESPN
- Arizona's eighth-best recruit by PrepStar, ninth by Rivals, 15th by 247Sports, 17th by ESPN
- 39 tackles (29 solo tackles) and five interceptions as a senior
- 37 tackles (33 solo tackles) and two interceptions as a junior
- 72 rushes for 625 yards and six touchdowns, 14 catches for 307 yards as a junior
- 53 tackles (35 solo), 38 carries for 431 yards and two touchdowns as a sophomore
- 2017 Ed Doherty Award (top Arizona high school player) nominee
- 2017 Sun Chapter of the National Football Foundation Mike Haynes Defensive Back Award
- 2017 all-state first team
- 2017 team MVP
- 2016-17 Desert Ridge Athlete of the Year
- Two-time all-region first team
- Led team to 2017 conference title
- Also competed in track
- Left high school as school's record-holder in long jump (23-4), triple jump (45-9) and 4x100-meter relay (42.37)

Personal

- Full name is Donjae Dewayne Logan
- Born in Torrance, Calif.
- Son of Donnique and Darrell Logan
- Has three siblings, DeMauree, Darrielle and Davaughn
- Uncle, Richard Holt, played football at Arizona and was coached by Stanford assistant Duana Akina as a defensive back



#56 • Jake Lynch

Inside Linebacker
6-2 • 231 • Junior
Del Mar, Calif. • Cathedral Catholic
Science, Technology and Society

Career Accolades

- Pac-12 Fall Academic Honor Roll (2019)
- Greg Piers Award (2019)

As a Sophomore (2019)

- Member of Pac-12 Fall Academic Honor Roll
- Greg Piers Award given to Most Outstanding Defensive Scout Team player
- Played in two games
- Made his career debut on special teams against Oregon (Sept. 21)

As a Freshman (2018)

- Did not see action

Prior to Stanford

- Prepped at Cathedral Catholic (Calif.) under head coach Sean Doyle
- 61 tackles and 5.5 sacks in seven games as a senior
- Led team to 2016 state title
- Also competed in baseball
- CIF All-Academic
- Junior class president



Personal

- Full name is John Terrence Lynch
- Son of Linda and John Lynch
- Mother played tennis at USC
- Father played football and baseball at Stanford
- Father played 16 seasons in the NFL and was a nine-time Pro Bowler
- Father is San Francisco 49ers general manager
- Has three siblings, Lindsay, Lilly and Leah
- High school teammate of current Stanford teammate Logan Berzins



#28 • Dorian Maddox

Running Back
5-10 • 194 • Fifth Year
Bowie, Md. • Gilman
Psychology

As a Senior (2019)

- Played in eight games
- 22 carries for 75 yards

As a Junior (2018)

- Played in all 13 games
- 23 carries for 103 yards (4.5 yds/carry) and one touchdown
- One catch for 12 yards
- Three kick returns for 62 yards
- 177 all-purpose yards

As a Sophomore (2017)

- 14 games played
- 12 rushes for 37 yards
- Five kickoff returns for 127 yards

As a Freshman (2016)

Did not see action

Prior to Stanford

- Played at Gilman (Md.) under head coach Francis Poggi
- Maryland's 24th-best recruit by PrepStar
- All-state first team (2016)
- All-conference (2016)
- Led team to pair of state titles
- Led team to pair of league titles
- Also competed in indoor and outdoor track
- National Society of High School Scholars
- National Society of Black Engineers

Personal

- Full name is Dorian Wayne Maddox
- Born in Washington, D.C.
- Son of Wayne and Valeria Maddox
- Father played football at Gettysburg
- Has one sibling, Julian
- Godfather, O.J. Anderson, played professionally for the St. Louis Cardinals and New York Giants
- First-degree black belt in Kung Fu
- High school teammate of current Stanford teammate Thomas Booker and former Cardinal Devery Hamilton



#14 • Jacob Mangum-Farrar

Inside Linebacker
6-4 • 242 • Junior
Sugar Land, Texas • Kempner
Product Design

As a Sophomore (2019)

- Played in first two games before suffering season-ending injury

As a Freshman (2018)

- Played in each of the last four games - eligible to retain year of eligibility via NCAA redshirt rules
- Made collegiate debut in win over Oregon St. (Nov. 10)
- Stanford went 4-0 in games in which he played

Prior to Stanford

- Prepped at Kempner (Texas) under head coach Darrin Andrus
- Nation's 316th-best recruit by 247Sports
- Nation's 23rd-best outside linebacker by 247Sports, 64th by ESPN
- Texas' 46th-best recruit by 247Sports, 65th by PrepStar
- 85 tackles (nine for loss), two sacks, four forced fumbles, one fumble recovery for 99 yards as a senior
- 110.5 tackles (10 for loss), two sacks, two forced fumbles and three pass breakups as a junior
- Two-time all-district first team
- Two-time academic all-district
- 2017 Nike Regional Linebacker MVP
- Also competed in track
- District and area champion in 300m hurdles

Personal

- Full name is Jacob Avery Mangum-Farrar
- Born in Houston, Texas
- Son of Reginald Farrar and Stacy Mangum
- Has two siblings, Jioia and Charles
- Started playing football in high school



#31 • Zahran Manley

Cornerback
6-2 • 182 • Sophomore
Claremont, Calif. • Upland
Undeclared

As a Freshman (2019)

- Played in eight games
- Made two tackles

Prior to Stanford

- Prepped at Upland (Calif.) under head coach Tim Salter
- Earned two varsity letters in football
- Nation's 79th-best cornerback by 247Sports, 100th by ESPN
- California's 94th-best recruit by Rivals, 98th by 247Sports, 107th by ESPN
- All-area first team (2018)
- Inland Empire preseason all-area (2018)
- 2018 division champions
- 37 tackles, 13 pass breakups, three interceptions and one fumble recovery as a senior
- 27 tackles, eight pass breakups, two interceptions and one forced fumble as a junior
- Attended three high schools, including Claremont as a freshman and Damien as a sophomore and junior

Personal

- Son of Shanee Porter-Manley and Akil Manley
- Has a younger sibling, Amsale
- Uncle, Idrissa Manley, ran track at UC Riverside
- Played soccer for 10 years before taking up football in high school



STANFORD FOOTBALL



#85 • Kyle McCombs

Tight End

6-5 • 242 • Senior

Laguna Beach, Calif. • St. John Bosco
Management Science and Engineering

As a Junior (2019)

- Played in eight games

As a Sophomore (2018)

- Played in one game
- Made collegiate debut vs. UC Davis

As a Freshman (2017)

- Did not see action

Prior to Stanford

- Prepped at St. John Bosco (Calif.) under head coach Jason Negro
- California's 210th-best recruit by Scout
- Led team to 2016 state title
- Led team to 2015 league title

Personal

- Full name is Kyle Burton McCombs
- Born in Laguna Beach, Calif.
- Son of Doug and Beth McCombs
- Has three siblings, Jeff, Connor and Katie
- Brother, Jeff Trojan, played football at Stanford
- Grandfather ('66) and aunt ('84) graduated from Stanford
- Grandfather was four-star Air Force general
- Travels each summer to Molokai for a mission trip
- High school teammate of current Stanford teammate Colby Bowman and attended same high school as Drake Metcalf



#30 • Cameron McFarlane

Running Back

6-0 • 211 • Junior

Pasadena, Calif. • Polytechnic
Mechanical Engineering

Career Accolades

- *Pac-12 All-Academic Honor Roll (2019)*

As a Sophomore (2019)

- *Pac-12 All-Academic Honor Roll*
- Did not see action

As a Freshman (2018)

- Played in one game - eligible to retain year of eligibility via NCAA redshirt rules
- Made collegiate debut, rushed once for 11 yards in win over Oregon State (Nov. 10)

Prior to Stanford

- Prepped at Polytechnic (Calif.) under head coach Chris Schmoke
- Led team to league title in football
- 592 rushing yards and 10 touchdowns as a senior
- 61 tackles, five sacks, three defensive touchdowns as a senior
- 664 rushing yards and nine touchdowns as a junior
- 66 tackles and six sacks as a junior
- Left high school as school's all-time leading football offensive and defensive scorer
- 2017 Prep League MVP
- 2016 Prep League Offensive MVP
- All-Prep League (2016)
- San Gabriel Valley all-area second team (2016)
- Also competed in baseball, soccer and track

- Led team to league title in baseball
- Anchor leg for pair of Prep League 4x100 meter relay champions
- Founder and president of high school's Game of Thrones Club
- Commended National Merit Scholar

Personal

- Full name is Cameron Delano McFarlane
- Son of Kevin and Stacey McFarlane
- Father graduated from Stanford's business school
- Has two siblings, Cayla and Catherine
- Sister, Cayla, played with Trinidad and Tobago's U-17 women's soccer team
- Produces and composes music
- Volunteers for Special Olympics



#32 • Jonathan McGill

Safety

5-10 • 176 • Sophomore

Coppell, Texas • Coppell
Undeclared

Career Accolades

- *Outstanding Freshman Award (2019)*

As a Freshman (2019)

- *Outstanding Freshman Award*
- Played in all 12 games and started six
- Finished with 35 tackles and three tackles for loss
- Added three pass breakups, one interception and one fumble recovery
- Registered a 25-yard fumble recovery returned for a touchdown at UCF (Sept. 14) - his first career score
- Recorded career-high 11 tackles, including one for loss, and a pass breakup at Oregon State (Sept. 28)
- Recorded first career interception at Washington State (Nov. 16)

Prior to Stanford

- Prepped at Coppell (Texas) under head coach Mike Dewitt
- Nation's 39th-best safety by PrepStar, 41st by 247Sports
- Nation's 43rd-best cornerback by Rivals
- Nation's 73rd-best athlete by ESPN
- Texas' 60th-best recruit by 247Sports, 60th by Rivals, 62nd by PrepStar and 123rd by ESPN
- First four-year starter in school history
- 2018 District 6-6A MVP
- All-state defensive back (2017)
- 2017 District 9-6A Defensive MVP
- 2017 district champions
- 2016 District 9-6A Defensive Newcomer of the Year
- 2015 MaxPreps All-American
- 273 tackles (12 for loss), 10 interceptions, 25 pass deflections, five fumble recoveries, two forced fumbles as a prep
- 2,251 all-purpose yards, 20 touchdowns as a prep
- Also competed in track

Personal

- Son of Tonya and Norris McGill
- Has two older siblings, Aierelle and Jarel
- Attended same high school as former Cardinal Solomon Thomas



STANFORD FOOTBALL



#18 • Tanner McKee

Quarterback

6-6 • 220 • Freshman
Corona, Calif. • Centennial
Undeclared

Prior to Stanford

- Spent two years before enrolling at Stanford on an LDS mission in Brazil
- Prepped at Centennial (Calif.) under head coach Matt Logan
- Four-star recruit by Rivals, 247Sports, ESPN and PrepStar
- Nation's 38th-best recruit by 247Sports, 58th by PrepStar, 76th by ESPN, 78th by Rivals
- Nation's third-best pro-style quarterback by 247Sports, fourth by Rivals
- Nation's fourth-best pocket passer by PrepStar, fifth by ESPN
- California's fifth-best recruit by 247Sports, seventh by ESPN, 10th by PrepStar, 11th by Rivals
- 2,150 yards passing and 23 touchdowns, 675 yards rushing and 11 touchdowns as a senior
- 3,755 yards passing and 39 touchdowns, 539 yards rushing and 17 touchdowns as a junior
- 709 yards passing and 74 yards rushing as a sophomore
- Finished prep career as school's all-time leader in completion pct. (.730), second all-time in passing yards
- School's record-holder for longest pass play from scrimmage (96 yards)
- School's single-game record holder for rushing yards by a quarterback (209 yards)
- 2018 Army All American Game
- 2018 Polynesian Bowl MVP
- Elite 11 Finalist
- 2017 all-state
- 2017 All-CIF
- 2017 Big VIII MVP
- 2016 all-state second team
- 2016 All-CIF
- 2016 Big VIII Player of the Year
- Led team to two CIF titles
- Led team to two league titles
- Also competed in basketball and volleyball

Personal

- Full name is Tanner Jeremie McKee
- Born in Irvine, Calif.
- Son of Jeremie and Layna McKee
- Has three siblings, Kayla, Alexa and Caden



#71 • Connor McLaughlin

Offensive Tackle

6-7 • 260 • Freshman
Tampa, Fla. • Jesuit
Undeclared

Prior to Stanford

- Played at Jesuit High School for head coach Matt Thompson
- Four-star recruit ranked No. 217 by Rivals and No. 272 by PrepStar
- Consensus top 30 offensive tackle in the class ranked No. 20 by Rivals, No. 28 by PrepStar and No. 29 by ESPN at the position
- Played for Team USA in the 2020 International Bowl
- Team captain
- Two-time state semifinalist (2018-19)
- 2018 FHSAA Floyd E. Lay Sunshine Cup All-Sports Award
- Also competed in track & field
- Four-time FHSAA's Academic Fall Sports Team Champions
- Member of the National Honor Society and the Honor Roll

Personal

- Son of Kevin and Daun McLaughlin
- Has one sister, Bridget
- Uncle, Christopher McLaughlin, wrestled at Princeton
- Uncle, Doug Hollins, played baseball at South Florida



#55 • Matthew Merritt

Defensive End

6-2 • 260 • Freshman
Fresno, Calif. • Buchanan
Undeclared

Prior to Stanford

- Played at Buchanan High School for head coach Matt Giordano
- Two-time All-Valley performer
- Made 50 tackles with 10 tackles for loss and 7.5 sacks as a senior
- Had 35 tackles with two sacks as a junior
- Totaled 25 tackles and two sacks during his sophomore season

Personal

- Born in Monroe, La.
- Son of Rich and Shannon Merritt
- Father played golf at San Jose State
- Has an older brother, Richie
- Brother played football at Arizona



#55 • Drake Metcalf

Center

6-2 • 270 • Freshman
Orange, Calif. • St. John Bosco
Undeclared

Prior to Stanford

- Played at St. John Bosco High School for head coach Jason Negro
- Four-star recruit by both Rivals and PrepStar, where he's ranked No. 324 nationally
- Consensus top 40 player from California – ranked No. 32 by Rivals, No. 37 by PrepStar and No. 39 by 247Sports
- Ranked as a top 10 center by Rivals (No. 5), PrepStar (No. 5) and 247Sports (No. 8)
- Played in the 2020 Polynesian Bowl
- Two-time MaxPreps All-American (2018-19)
- All-state first team (2019)
- Team captain (2019)
- All-CIFSS first team (2018)
- All-area (2018)
- Led team to 2019 CIF Open Division State Championship and No. 1 national ranking
- Helped team to 2018 Trinity League Championship
- Member of 2016 D1 State Champions and CIFSS Champions
- Four-time recipient of the Scholar-Athlete Award and also earned a spot on the Principal's Honor Roll all four years
- Was named Student of the Year for AP U.S. History as a junior and also Freshman Entrepreneur of the Year

Personal

- Son of Weslie and Robyn Metcalf
- Father played football at UNLV
- Has one brother, Connor
- Learned to play the Scottish Highland Bagpipes after seeing them played at grandfather's funeral
- High school teammate of current Stanford teammate Colby Bowman and attended same high school as Kyle McCombs



STANFORD FOOTBALL



#45 • Ricky Miezán

Inside Linebacker

6-2 • 247 • Junior

Alexandria, Va. • Episcopal

Data Science, Markets and Management

Career Accolades

- Pac-12 All-Academic Honor Roll (2019)

As a Sophomore (2019)

- Pac-12 All-Academic Honor Roll
- Played in the first two games before suffering a season-ending injury

As a Freshman (2018)

- Played in each of the last four games - eligible to retain year of eligibility via NCAA redshirt rules
- Made collegiate debut against Oregon St. (Nov. 10)
- Stanford went 4-0 in games in which he played

Prior to Stanford

- Prepped at Episcopal (Va.) under head coach Panos Voulgaris
- First played football as a junior in high school
- 55 tackles and seven sacks as a senior
- 2017 Under Armour All-America
- 2017 all-state first team
- 2017 all-IAC first team
- 2017 all-MET honorable mention
- 2016 all-IAC second team
- Led football team to 2016 IAC title
- School-record 65-yard punt
- Also competed in soccer, lacrosse and track
- Nation's third-rated lacrosse player as a senior
- Nation's top-rated lacrosse player as a junior
- 2017 all-state first team in lacrosse
- Three-time All-IAC first team in lacrosse
- 2017 all-MET second team in lacrosse
- 2016 team MVP in lacrosse
- Two-time lacrosse team captain
- Led track team to third-place finish at 2016 state meet in 400m relay
- Led soccer team to 2015 IAC title

Personal

- Full name is Frederic Robert Miezán
- Born in Washington, D.C.
- Son of William and Julie Miezán
- Father competed in the 1996 Olympic Games as a sprinter on the 4x100m relay team for Cote D'Ivoire
- Has one brother, Willy
- Brother played soccer at Longwood
- Father and brother were born and raised in Ivory Coast
- Grandfather coached Ivory Coast Olympic kayaking team



#63 • Barrett Miller

Offensive Tackle

6-5 • 295 • Sophomore

Aurora, Colo. • Eaglecrest

Undeclared

As a Freshman (2019)

- Played in 11 games and made eight starts at left guard
- Made first career start (left guard) at Oregon State (Sept. 28)

Prior to Stanford

- Prepped at Eaglecrest (Colo.) under head coach Garrett Looney
- Four-star recruit by 247Sports

- Nation's 37th-best tackle by 247Sports, 38th by PrepStar, 56th by ESPN and 69th by Rivals
- Colorado's top-ranked recruit by 247Sports
- Colorado's third-best recruit by ESPN, third by PrepStar, fourth by Rivals
- 2018 Gold Helmet award winner for Colorado's outstanding senior football player, scholar & citizen
- Three-time all-state first team (2016-18)
- Denver Post all-Colorado (2017)
- MaxPreps Lineman of the Year (2017)
- MaxPreps Class of 2019 lineman of the year (2016)
- All-state second team (2015)
- 2015 Aurora Scholar of the Year
- Three-time all-league
- Two-time league champions (2016-17)
- 2017 state runner-up
- Also competed in track and field

Personal

- Son of Stacy and Matthew Miller
- Mother played basketball at Emporia State
- Father played football at Emporia State
- Grandfather, Paul Humphrey, played football at University of Arizona
- Has a younger brother, Braden



#15 • Davis Mills

Quarterback

6-4 • 212 • Senior

Duluth, Ga. • Greater Atlanta Christian

Science, Technology and Society

Career Accolades

- Gundelach Award (2019)
- Allstate Sugar Bowl Manning Award Star of the Week (Sept. 30, 2019)

As a Senior (2020)

- Maxwell Award watch list
- Preseason All-Pac-12 third team (Phil Steele)
- Preseason All-Pac-12 fourth team (Athlon)
- Team Captain

As a Junior (2019)

- Gundelach Award, given to the Most Outstanding Junior player
- Allstate Sugar Bowl Manning Award Star of the Week (Sept. 30)
- Played in eight games and made six starts
- 158 of 241 for 1,960 yards and 11 touchdowns
- Rushed for 44 yards on 32 attempts
- Made first career start at USC (22-of-36, 237 yards, touchdown) ... 237 yards were the second-most for a Cardinal QB in his first career start since 2005 (Kevin Hogan, 254 yards in 2012)
- First career touchdown was a 15-yard pass to Connor Wedington at USC (Sept. 7)
- 18-for-25 passing for 245 yards and a career-best three touchdowns in his second career start at Oregon State (Sept. 28) ... also caught an 8-yard touchdown pass from Colby Parkinson
- Multi-TD game at Oregon State was the first of his career and the victory was his first as a starter
- Named to Allstate Sugar Bowl Manning Award Stars of the Week list after Oregon State victory
- Finished 21-of-30 for a career-high 293 yards and one touchdown - a career-best 42-yard strike to Simi Fehoko - in a 23-13 victory over No. 15 Washington (Oct. 5)
- Set the single-game school record with 504 yards on career highs of 33 completions in 50 attempts at Washington State (Nov. 16) ... matched career high with three passing touchdowns ... surpassed Todd Husak's previous record of 450 yards set vs. Oregon State on October 10, 1998

As a Sophomore (2018)

- Played in one game
- Made collegiate debut in win over UC Davis (Sept. 15) ... threw two passes (0-for-2) and rushed for five yards against the Aggies

As a Freshman (2017)

- Did not see action



Prior to Stanford

- Prepped at Greater Atlanta Christian (Ga.) under head coach Tim Hardy
- Five-star recruit by Scout, Rivals, 247Sports and PrepStar
- Four-star recruit by ESPN
- Nation's sixth-best recruit by Scout, 10th by Rivals, 12th by PrepStar, 19th by 247Sports
- Nation's top-ranked quarterback by Scout and Rivals
- Nation's top-ranked pro-style quarterback by 247Sports
- Nation's top-ranked pocket-passing quarterback by PrepStar, second by ESPN
- Georgia's top-ranked recruit by Scout, Rivals and PrepStar, second by 247Sports, sixth by ESPN
- 2017 U.S. Army All-America
- Three-time all-state
- Two-time Touchdown Club of Gwinnett Quarterback of the Year
- Top-rated quarterback at Elite 11 Finals
- 6,290 career passing yards and 66 touchdowns as a prep
- 898 career rushing yards and 23 touchdowns as a prep
- 188 of 271 passing for 2,732 yards, 34 touchdowns and one interception as a senior
- 169 of 282 passing for 2,821 yards, 25 touchdowns and one interception as a junior
- Left high school as career leader in touchdown passes and passing yards
- Posted school's single-season record in touchdown passes and passing yards
- Led team to three regional titles
- Led team to two state runner-ups
- Also competed in basketball

Personal

- Born in Atlanta, Ga.
- Son of Steve and Dawn Mills
- Has two sisters, Erin and Ali
- Erin played tennis at Tusculum
- Ali played tennis at South Carolina
- Attended the same high school as current Stanford teammate Myles Hinton



#27 • Beau Nelson

Quarterback

6-2 • 210 • Freshman

Boise, Idaho • Bishop Kelly

Undeclared

Prior to Stanford

- Played at Bishop Kelly High School for head coach Tim Brennan
- Team captain
- Two-time 4A SIC honorable mention
- 2018 Conference champions and state runner-up
- Completed 88-of-142 for 1,534 yards and 19 touchdowns as a senior
- Completed 87-of-128 for 1,274 yards and 18 touchdowns as a junior
- Was 19-4 as the starting quarterback in his two seasons
- Earned the Ikor Goitiandia Memorial Award in football
- Also competed in lacrosse and water polo
- Team captain in water polo and lacrosse
- All-state first team midfielder in lacrosse and team offensive player of the year
- Two-time National Lacrosse team member
- Earned team MVP honors in water polo

Personal

- Son of Neil and Tyley Nelson
- Father wrestled at Boise State
- Has two siblings, Saylor and Crew



#60 • Drake Nugent

Center/Offensive Guard

6-2 • 292 • Sophomore

Lone Tree, Colo. • Highlands Ranch

Undeclared

As a Freshman (2019)

- Played in two games - eligible to retain year of eligibility via NCAA redshirt rules
- Made his collegiate debut in his home state against Colorado (Nov. 9) and also played in the season finale against Notre Dame (Nov. 30)

Prior to Stanford

- Prepped at Highlands Ranch (Colo.) under head coach John Trahan
- Nation's sixth-best center by PrepStar, seventh by Rivals, 12th by ESPN, 17th by 247Sports
- Colorado's fourth-best recruit by PrepStar, fifth by Rivals, 10th by ESPN, 15th by 247Sports
- Four-year starter
- Two-time team captain
- Missed most of senior year due to injury
- BSN Denver All-Colorado (2018)
- Denver Post all-Colorado defensive line (2017)
- CHSAA all-state first team (2017)
- South Metro Athlete of the Year (2017)
- All-league first team (2016)
- 71 tackles (46 solo), three sacks and five hurries on defense, and 117 pancakes on offense, as a junior
- Also competed in track
- Two-time state champion in the shot put (2016-17)
- State runner-up in the discus (2018)

Personal

- Son of Amy and Terry Nugent
- Father played football at Colorado State
- Uncle, Brian Nugent, played football at Washington State
- Has two older siblings, Shane and Abbey



#19 • Joshua Pakola

Defensive End

6-3 • 282 • Sophomore

Newark, Calif. • St. Francis

Undeclared

As a Freshman (2019)

- Played in one game - eligible to retain year of eligibility via NCAA redshirt rules
- Made his debut at Washington State (Nov. 16), making one tackle in the game

Prior to Stanford

- Prepped at Saint Francis (Calif.) under head coach Greg Calcagno
- Four-star recruit by Rivals, ESPN, PrepStar and 247Sports
- Nation's 131st-best recruit by Rivals, 143rd by PrepStar, 251st by ESPN, 325th by 247Sports
- Nation's 12th-best outside linebacker by PrepStar
- Nation's 10th-best strong side defensive end by Rivals, 23rd by 247Sports
- Nation's 27th-best defensive end by ESPN
- California's 20th-best recruit by Rivals, 23rd by PrepStar, 27th by ESPN, 41st by 247Sports
- PrepStar Dream Team
- 2019 Polynesian Bowl
- 2018 The Opening Finals
- 2018 All-Bay Area Defensive Player of the Year
- 2018 WCAL Most Valuable Outside Linebacker
- 2018 all-USA California second team
- 2018 all-league first team
- 2018 league champions
- 12 sacks, one interception, three forced fumbles and one fumble recovery as a senior
- 2017 all-Bay Area second team
- 2017 state champions
- Also competed in baseball



STANFORD FOOTBALL



Personal

- Son of Epenesa and Lee Pakola
- Father played football at Fresno State
- Has three sisters, Lita, Lagi and MJ



#4 • J.J. Parson

Free Safety

5-10 • 178 • Fifth Year

Chandler, Ariz. • Hamilton
Aeronautics and Astronautics

Career Accolades

- Pac-12 All-Academic Honor Roll (2019)

As a Senior (2019)

- Pac-12 All-Academic Honor Roll
- Played in 10 games
- Finished with 11 tackles and one interception
- Recorded first career interception at Colorado

As a Junior (2018)

- Played in six games, including each of the last four
- Finished with four tackles (two solo)

As a Sophomore (2017)

- Two games played
- As a Freshman (2016)
- Did not see action

Prior to Stanford

- Played at Chandler (Ariz.) under head coach Steve Belles
- 2015 all-state all-academic defensive back
- 2015 all-section first team
- 2015 all-division first team
- 2014 Arizona all-academic first team
- Two-time all-district
- 125 career tackles and seven interceptions
- Finished prep career with fourth-most career interceptions in school history
- Led team to state title game in 2013 and 2014
- National Honor Society
- AP Scholar With Honor

Personal

- Full name is Jaelon Joshua James Parson
- Born in Mesa, Ariz.
- Son of Rachel and Thomas Parson
- Father played football at Washington
- Has three siblings, Taelon, Laeren, Raenon
- Brother, Taelon, played football at Washington
- Cousin, Lloyd Mumphord, played for the Miami Dolphins
- Cousin, Michael Bates, played for the Carolina Panthers and Seattle Seahawks
- Cousin, Mario Bates, played for the Arizona Cardinals



#42 • Bailey Parsons

Long Snapper

6-2 • 220 • Freshman

Watson, Ala. • Gardendale
Undeclared

Prior to Stanford

- Played at Gardendale High School for head coach Chad Eads
- Ranked as the No. 4 long snapper by 247Sports and No. 6 by PrepStar
- Rubio Snapping Preseason All-American
- Finished with 67 receptions for 597 yards and also had nine tackles on punt coverage as a

senior in 2019

- Had 47 catches for 402 yards and eight tackles on punt coverage in 2018 as a junior
- Recorded 31 catches for 284 yards and five tackles on punt coverage as a sophomore in 2017
- Caught 22 passes for 198 yards and had seven tackles on punt coverage in 2016 as a freshman
- Also competed in baseball, basketball and track
- Finished prep career as school record-holder in the javelin
- Member of National Honor Society and Class Valedictorian

Personal

- Son of Todd and Lori Parsons
- Has one brother, Triston



#8 • Nathaniel Peat

Running Back

5-10 • 194 • Sophomore

Columbia, Mo. • Rock Bridge
Undeclared

As a Freshman (2019)

- Played in all 12 games
- 9 rushes for 57 yards
- 5 catches for 43 yards
- 3 kick returns for 65 yards

Prior to Stanford

- Prepped at Rock Bridge (Mo.) under head coach Van Vanatta
- Nation's fifth-best running back by 247Sports, ninth by Rivals, 22nd by PrepStar, 48th by ESPN
- Missouri's ninth-best recruit by PrepStar, 11th by 247Sports, 14th by Rivals, 18th by ESPN
- 2018 all-state first team
- 2017 all-state second team
- Two-time all-conference (2016-17)
- Three-time all-district (2016-18)
- Left high school as program's all-time leading rusher (4,448)
- 1,582 yards and 16 touchdowns on 229 rushes (6.9 yards per carry) as a junior
- Set school records with 2,529 rushing yards and 24 touchdowns on 267 rushes (9.5 yards per carry), plus one receiving touchdown as a senior
- Posted a school-record 379 rushing yards in a game
- Also competed in track
- Three-time all-state in track (2016-18)
- 2018 state champion in the 100 meters
- 2017 academic all-state

Personal

- Son of Nicole and Arnulfo Peat
- Both parents ran track at University of Wisconsin
- Has an older brother, Elisha, and younger sister, Valerie
- Built houses on mission trip to Harmon, Jamaica



#49 • Kyle Petrucci

Long Snapper

6-6 • 240 • Junior

Newport Coast, Calif. • Corona del Mar
Science, Technology and Society

Career Accolades

- Pac-12 All-Academic Honor Roll (2019)

As a Sophomore (2019)

- Pac-12 All-Academic Honor Roll
- Did not see action

As a Freshman (2018)

- Did not see action



STANFORD FOOTBALL



Prior to Stanford

- Four-year letterwinner
- All-league first team (2017)
- 2017 Daily Pilot Dream Team

Personal

- Son of Jennifer and Dominic Petrucci
- Has a twin sister, Haley
- High school teammate of current Stanford teammates John Humphreys and TaeVeon Le



#42 • Caleb Phillips

Outside Linebacker

6-5 • 229 • Senior

Encinitas, Calif. • Santa Fe Christian
Science, Technology and Society

Career Accolades

- Pac-12 All-Academic Honor Roll (2019)

As a Junior (2019)

- Pac-12 All-Academic Honor Roll
- Played in all 12 games on special teams
- Finished with four tackles

As a Sophomore (2018)

- Played in three games
- Made collegiate debut vs. UC Davis (Sept. 15)

As a Freshman (2017)

- Did not see action

Prior to Stanford

- Prepped at Solana Beach (Calif.) under head coach Jon Wallace
- 110 tackles (63 solo), two interceptions, 514 yards receiving as a senior
- 136 tackles (76 solo), two interceptions, 732 receiving yards as a junior
- 75 tackles (51 solo), one interception, 291 receiving yards as a sophomore
- Three-time all-league first team
- Two-time team MVP
- San Diego Prep Insider All-San Diego first team (2016)
- Coastal League Defensive Player of the Year (2015)
- 2016 National Football Foundation scholarship recipient
- Also competed in volleyball
- National Honor Society
- California Scholastic Federation
- Eagle Scholarship recipient

Personal

- Full name is Caleb Stephen Phillips
- Born in San Diego, Calif.
- Son of Paul and Jennifer Phillips
- Has three siblings, Abby, Kate and Sadie
- Uncle, Jeff Ellis, played baseball at UC Davis
- Cousin, Sarah McCandless, played volleyball at San Francisco State
- Oldest of 21 cousins



#40 • Tobin Phillips

Defensive Tackle

6-4 • 285 • Freshman

Fresno, Calif. • San Joaquin Memorial
Undeclared

Prior to Stanford

- Played at San Joaquin Memorial High School for head coach Anthony Goston
- A four-star recruit ranked No. 350 by PrepStar and No. 366 by 247Sports

- Ranked No. 36 in California by 247Sports, No. 38 by ESPN, No. 39 by PrepStar and No. 41 by Rivals
- Top-rated defensive tackle ranked No. 27 by PrepStar, No. 29 by 247Sports, No. 30 by ESPN and No. 39 by Rivals
- All-state (2019)
- Two-time all-section first team (2018-19)
- Three-time all-league (2017-19)
- All-state third team (2018)
- Finished his senior season with 90 tackles and 14 sacks in 2019
- Totaled 70 tackles with eight sacks as a junior in 2018
- Registered 54 tackles with seven sacks in 2017 as a sophomore
- Also competed in track & field
- Finished in the top 10 in the state in the shot put
- Member of the Principal's Honor Roll and California Scholarship Federation

Personal

- Son of David and Jennifer Phillips
- Father played football at Long Beach State
- Has one sister, Georgia
- Sister plays water polo at UCLA
- Uncle, Larry Curtis, played football at Cal Poly



#17 • Dylan Plautz

Quarterback

6-2 • 204 • Junior

Omaha, Neb. • Westside
Philosophy

Career Accolades

- Greg Piers Award for Most Outstanding Offensive Scout Team player (2019)
- Pac-12 All-Academic Honor Roll (2019)

As a Sophomore (2019)

- Greg Piers Award for Most Outstanding Offensive Scout Team player
- Pac-12 All-Academic Honor Roll
- Did not see action

As a Freshman (2018)

- Played in one game - eligible to retain year of eligibility via NCAA redshirt rules
- Made collegiate debut in Sun Bowl against Pitt (Dec. 31)

Prior to Stanford

- 2018 Nebraska Shrine Bowl
- 2017 Omaha Sports Committee Scholar Athlete of the Year
- 2017 First-Team All-Nebraska (Huskerland Preps)
- 2017 Second-Team Super-State (Lincoln Journal Star)
- 2016 Honorable Mention All-State
- Two-time academic all-state
- Served as team captain as a senior
- Finished career 366 for 612 with 5,112 passing yards, 46 Passing TD's and six rushing TD's
- Set eight school records, including single-game (33), season (203) and career (366) completions, single-game (446), season (2,822) and career (5,112) passing yards, and season (28) and career (46) passing touchdowns
- Quarterback for the winning team in the highest-scoring game in Nebraska 11-man football history - a 73-62 win over defending state champion Bellevue West, snapping a 21-game winning streak
- Also lettered two years in basketball

Personal

- Son of Gerri and Darrin Plautz
- Father played basketball at Creighton
- Has one younger sibling, J.J.



STANFORD FOOTBALL



#74 • James Pogorelc

Offensive Tackle

6-8 • 275 • Freshman
Centreville, Va. • Chantilly
Undeclared

Prior to Stanford

- Played at Chantilly High School for head coach Sean Curry
- A four-star recruit ranked No. 247 by 247Sports and No. 334 by PrepStar
- Unanimous top 15 recruit in Virginia – ranked No. 6 by 247Sports, No. 8 by PrepStar, No. 13 by Rivals and No. 14 by ESPN
- Consensus top 40 offensive tackle in the class, highlighted by a No. 19 ranking at the position by 247Sports
- 2019 all-conference first team
- 2019 all-region
- 2019 all-NOVA
- 2018 all-conference honorable mention
- Switched positions from tight end to offensive tackle before his junior season
- Also competed in basketball
- Member of the National Honor Society
- An AP Scholar with Distinction and Academic Letterwinner

Personal

- Son of Scott and Patricia Pogorelc
- Father played football at Occidental College
- Parents met while working at Stanford Telecom, an engineering company founded by Stanford alum James Spilker
- Father did a summer internship at the Stanford Linear Accelerator (SLAC)
- Has one brother, Sean
- Brother played football at Carnegie Mellon
- Cousin Richie Shaffer played baseball at Clemson and played for the Tampa Bay Rays
- Cousin Chris Shaffer played football at Lenoir-Rhyne
- Cousin, Michael Kosar, played football at Virginia
- Cousin, Caroline Bates, played soccer at Johns Hopkins
- Nickname is Pogo



#27 • Omari Porter

Cornerback

6-2 • 183 • Freshman
Auburn, Ala. • Auburn
Undeclared

Prior to Stanford

- Played at Auburn High School for head coach Adam Winegarden
- A consensus Top 25 recruit from Alabama – No. 17 by PrepStar, No. 19 by Rivals, No. 21 by ESPN and No. 22 by 247Sports
- At cornerback, ranked No. 32 by PrepStar, No. 35 by ESPN, No. 45 by Rivals and No. 58 by 247Sports
- Team captain (2019)
- 2019 Alabama-Mississippi All-Star Game participant
- All-area second team (2018)
- Finished his senior season with 37 tackles, 20 pass breakups and two interceptions in 2019
- Totaled 30 tackles, 12 pass breakups and two interceptions in 2018
- Had 10 tackles and three pass breakups in 2017 as a sophomore
- Registered 12 tackles, two pass breakups and one interception as a freshman in 2016
- Also competed in track & field
- Boys State Class of 2019
- Member of the National Honor Society and the National Technical Honor Society

Personal

- Son of Larry and Sharmane Porter
- Father played football at Memphis and is the Special Teams Coordinator and coaches halfbacks at Auburn
- Has two siblings, Brandon and Olivia
- Has lived in eight states growing up and was born in Jonesboro, Arkansas



#41 • Diego Preciado

Kicker

5-11 • 165 • Sophomore
Escondido, Calif. • Classical Academy
Undeclared

As a Freshman (2019)

- Did not see action

Prior to Stanford

- Prepped at Classical Academy (Calif.) under head coach Jon Goodman
- Nation's 334th-best cornerback by 247Sports
- All-league first team wide receiver (2018)
- All-league first team defensive back (2017)
- 2018 The Opening Regionals in Los Angeles and Dallas
- Alex Spanos All-Star Classic
- Helped lead team to 2017 league championship
- First freshman to start on varsity in school history
- Two-way starter as a sophomore as well as the kicker, punter and returner
- Led the team in receptions, receiving yards and interceptions (8) as a junior
- Scored a touchdown six different ways as senior (pass, rush, catch, interception, kick return and punt return), and kicked a 45-yard field goal
- Also competed in soccer
- Two-time All-Academic team (2017-18)

Personal

- Son of Tracey and Marcus Preciado
- Has three younger siblings, Macey, Kayla and Marco
- Last name means "valued" in Spanish
- Created graphic design work for his local news station



#33 • Anson Pulsipher

Inside Linebacker

6-0 • 210 • Freshman
Temecula, Calif. • Temecula Valley
Undeclared

Prior to Stanford

- Played at Temecula Valley High School for head coach Bert Esposito
- Ranked No. 86 in California by PrepStar
- Ranked as the No. 55 athlete by PrepStar
- Finished prep career as school's all-time leader in tackles with 350
- 2020 NFF Team of Distinction
- 2019 CIF-SS Champions and Southwestern League Champions
- All-league first team (2018)
- All-CIF first team (2018)
- Finished with 150 tackles, two sacks, seven interceptions, two fumble recoveries and six touchdowns as a senior in 2019
- Totaled 123 tackles, two sacks, three interceptions, one fumble recovery and three touchdowns as a junior in 2018
- Made 77 tackles and a sack in 2017 as a sophomore
- Also competed in track & field and basketball
- Two-time Riverside County Academic Award honoree
- 2018 CIF-SS Academic Award
- Principal's Honor Roll

Personal

- Son of Allen and Ann Pulsipher
- Father played football at BYU
- Has five siblings, Austin, Andrew, Adam, Addison and Aubrey
- Brother, Austin, played football at Yale
- Brothers, Andrew, Adam and Addison, played football at BYU
- Uncle, Daniel Pulsipher, played football at Utah and for the Detroit Lions
- Uncles, Lynn Zwahlen and Brad Zwahlen, played football at BYU



STANFORD FOOTBALL



#90 • Gabe Reid

Outside Linebacker

6-2 • 236 • Senior

American Fork, Utah • Timpview
Management Science and Engineering

Career Accolades

- Pac-12 All-Academic honorable mention (2018)

As a Junior (2019)

- Played in all 12 games and started the final seven
- Finished with 43 tackles, nine tackles for loss and two sacks
- Added five quarterback hurries and two pass breakups
- Made his first start of the season and totaled six tackles, including a career-best 18-yard sack, vs. No. 15 Washington
- Contributed four tackles, two pass breakups and a quarterback hurry vs. UCLA
- Career-high tying six tackles and two QB hurries in the victory over Arizona

As a Sophomore (2018)

- Pac-12 All-Academic honorable mention
- Played in 13 games and started four
- Led team and finished fourth in Pac-12 with 5.5 sacks
- Second on the team with 7.5 tackles for loss
- Finished with 35 tackles (19 solo)
- One tackle in collegiate debut vs. San Diego State (Aug. 31)
- Five tackles (four solo) and first career sack (1.0) at Notre Dame (Sept. 29)
- Five tackles (two solo), 1.5 sacks and 2.5 tackles for loss in win at Cal (Dec. 1)

As a Freshman (2017)

- Did not see action

Prior to Stanford

- Served two-year LDS mission in American Samoa
- Played football at Timpview (Utah) under head coach Cary Whittingham
- Nation's 33rd-best defensive end by PrepStar, 51st by ESPN, 58th by Scout
- Nation's 43rd-best weak side defensive end by 247Sports
- Utah's fifth-best recruit by PrepStar, sixth by Scout, ninth by ESPN, 12th by 247Sports, 13th by Rivals
- 251 career tackles and 41 sacks
- 100 tackles, 17 sacks as a senior
- Led team to three state titles
- 2014 MaxPreps All-America second team
- 2014 All-Scout Mountain/Island first team
- 2014 Region 8 Defensive MVP
- Two-time all-state
- Three-time all-region

Personal

- Full name is Gabe Simi Reid
- Born in Provo, Utah
- Son of Spencer and Marieta Reid
- Father played football at BYU and professionally for the Carolina Panthers and Indianapolis Colts
- Has three siblings, Karene, Mana and Matlena
- Uncle, Gabe Reid, played football at BYU and professionally for the New York Jets and Chicago Bears
- Uncle, Jared Reid, played football at Utah State
- Uncle, Gordon Reid, played football at Southern Utah
- Uncle, Adney Reid, played football at BYU
- Cousin, Toloa'i HoChing, played football at BYU
- Cousin, Beaver HoChing, played football at Utah
- Eagle Scout



#29 • Caleb Robinson

Running Back

5-11 • 180 • Freshman

Silver Springs, Md. • Bullis School
Undeclared

Prior to Stanford

- Played at Bullis School for head coach Pat Cilento
- All-Interstate Athletic Conference (2019)
- Team captain (2019)
- Washington Post High School Player of the Week
- Brandon Burlsworth Character Award (2019)
- Matched school record for most rushing touchdowns in a single game with four vs. St. Albans
- Carried 75 times for 454 yards and seven touchdowns as a senior
- Also competed in wrestling and track & field
- Member of the National Honor Society
- AP Scholar with Honors
- Earned Global Seal of Biliteracy

Personal

- Born in Washington, D.C.
- Son of Alonford and Lisa Robinson
- Father is a 1994 graduate of Stanford and played football for the Cardinal
- Has one sister, Anna Rose, and a brother, Ethan



#2 • Curtis Robinson

Inside Linebacker

6-3 • 235 • Fifth Year

Irvine, Calif. • Mater Dei
Political Science

Career Accolades

- All-Pac-12 Honorable Mention (2019)
- Jack Huston Award (2019)

As a Fifth-Year (2020)

- Team Captain

As a Senior (2019)

- All-Pac-12 honorable mention
- Jack Huston Award, given to the player exemplifying aggressiveness, exceptional performance and unheralded efforts
- Played in and started 11 games
- Second on team with 64 tackles
- Also had three tackles for loss, two sacks, three pass breakups, two quarterback hurries and one forced fumble
- Forced a fumble to accompany five tackles and a half sack vs. Northwestern
- Matched a then-career high with six tackles at UCF
- Totaled seven tackles at Oregon State
- Registered a then-career-best eight tackles to accompany a pass breakup and one QB hurry vs. No. 15 Washington
- Recorded a career-best nine tackles vs. UCLA

As a Junior (2018)

- Played in two games -- eligible to retain year of eligibility due to NCAA redshirt rules
- Missed first eight games and saw time at Washington (Nov. 3) and against Oregon State (Nov. 10)

As a Sophomore (2017)

- 12 games played
- 23 tackles (10 solo), 1.5 tackles for loss, one interception, one pass breakup
- Six tackles, blocked punt vs. Oregon
- One tackle, one interception vs. Notre Dame



STANFORD FOOTBALL



As a Freshman (2016)

- 13 games played
- 13 tackles (six solo), 1.0 sack

Prior to Stanford

- Played at Mater Dei High School (Calif.) under head coach Bruce Rollinson
- Earned three varsity letters in football
- Five-star recruit by Rivals, 247Sports and PrepStar
- Four-star recruit by Scout and ESPN
- Nation's third-best outside linebacker by 247Sports, fifth by Scout and Rivals, sixth by PrepStar
- California's fifth-best recruit by 247Sports, sixth by Rivals, eighth by Scout, ninth by PrepStar
- 71 tackles (18.5 for loss) and 10 sacks as a senior
- 54 tackles, four sacks, 500 receiving yards and one touchdown as a junior
- 2016 U.S. Army All-America Bowl
- Glenn Davis Award finalist
- 2015 Los Angeles Times all-area first team
- 2015 all-state first team
- 2015 all-county first team
- 2015 all-league first team
- 2015 all-area first team
- 2014 all-league second team
- Led team to 2013 CIF finals
- Three-time Letterman Scholar Award winner
- National Football Foundation Scholar Athlete

Personal

- Son of Juliet Falce-Robinson and Curtis Robinson
- Father played football at Chapman
- Has a younger sister, Ciera
- High school teammate of current Stanford teammate Osiris St. Brown



#57 • Levi Rogers

Offensive Guard/Tackle

6-4 • 270 • Freshman

Woodinville, Wash. • Woodinville

Undeclared

Prior to Stanford

- Played at Boston College (Mass.) High School his sophomore year for head coach Jon Bartlett before playing at Woodinville (Wash.) High School for head coach Wayne Maxwell his junior and senior seasons
- A four-star recruit ranked No. 203 nationally by 247Sports and No. 346 by PrepStar
- Unanimous top 10 recruit in the state of Washington - No. 3 by 247Sports, No. 5 by Rivals, No. 6 by ESPN and No. 7 by PrepStar
- Consensus top 20 offensive guard ranked No. 5 at the position by 247Sports, No. 12 by PrepStar and No. 17 by ESPN
- Played in the 2020 Pro Football Hall of Fame World Bowl and Polynesian Bowl
- Two-time all-state (2018-19)
- Two-time all-area (2018-19)
- Two-time Kingco Lineman of the Year (2018-19)
- Two-time All-Kingco first team (2018-19)
- Led team to a pair of 4A semifinals (2018-19)
- 2018 Kingco Champions
- Competed in basketball and track and field and participated on the weightlifting team
- Was a member of the National Honor Society and All-Academic team

Personal

- Son of Daniel and Michelle Rogers
- Father played football at Georgia
- Mother was a member of the crew team at USC
- Has four siblings, Jessica, Luke, Sam and Hope
- Grandfather, John Moffitt, played basketball at Seattle Pacific University



#75 • Walter Rouse

Offensive Tackle

6-6 • 312 • Sophomore

Silver Spring, Md. • Sidwell Friends School (D.C.)

Undeclared

Career Accolades

- Freshman All-America second team (*The Athletic*, 2019)

As a Freshman (2019)

- Freshman All-America second team (*The Athletic*)
- Played in all 12 games and started the final 11 at left tackle
- Made first career start at left tackle in week two at USC
- Stanford's second true freshman to start at left tackle since 2000 (Kirk Chambers, Walker Little)

Prior to Stanford

- Prepped at Sidwell Friends (D.C.) under head coach John Simon
- Four-star recruit by Rivals
- Nation's 34th-best tackle by Rivals, 36th by PrepStar, 44th by ESPN and 53rd by 247Sports
- State's second-best recruit by PrepStar, fourth by 247Sports, fifth by ESPN and fifth by Rivals
- Two-time team captain
- 2018 DCSAA all-state offensive line
- 2018 all-Met honorable mention
- Two-time all-league first team offensive tackle (2017-18)
- 2018 all-USA Today D.C. first team
- 2018 Sidwell Friends Coaches Award
- 2017 DCSAA all-state offensive line
- 2017 all-USA Today D.C. second team
- 2015 football state champions
- Nominated for 2019 Big 33 Game
- Nominated for 2019 Gatorade Player of the Year
- 2018 Pro Football Hall of Fame World Bowl in Mexico City, Mexico
- 60 tackles, three sacks and 18 pancakes as a senior
- 97 tackles (nine for loss), seven sacks, 10 pancakes and two touchdowns as a junior
- Also competed in basketball and track
- Two-time team captain of basketball team
- 2017 basketball league champions

Personal

- Son of Hillary Lucas and Victor Rouse
- Grandfather, Walter V. Rouse, was a basketball All-American at Loyola University of Chicago
- Grandfather hit the game-winning shot in overtime of the 1963 NCAA Championship game
- Eagle Scout
- Pescatarian
- Attended Perelman School of Medicine Medical and Surgical program at University of Pennsylvania
- Attended Physician Scientist Training program: Biomedical Research Training at SMU



#11 • Ryan Sanborn

Punter

6-3 • 198 • Sophomore

San Diego, Calif. • Francis W. Parker School

Undeclared

Career Accolades

- Phil Moffatt Award (2019)

As a Sophomore (2020)

- Preseason All-Pac-12 third team (*Phil Steele*)
- Preseason All-Pac-12 fourth team (*Athlon*)

As a Freshman (2019)

- Phil Moffatt Award, given to the Most Outstanding Special Teams player
- Only true freshman specialist in country to handle punting duties full-time, kickoff at least 20



STANFORD FOOTBALL



- times (27) and make 7-or-more field goals
- Punted 52 times for 2,106 yards (40.5 avg) with 18 inside the 20
- Kicked off 27 times for 1,694 yards (62.7 avg) with 14 touchbacks
- Made 7-of-9 field goals with a long of 48 yards
- Punted six times for 256 yards (42.7 avg), including a 57-yard punt, vs. Oregon (Sept. 21)
- Punted three times for 151 yards (50.3 avg), including a career-best 68-yard punt in the fourth quarter, at Oregon State (Sept. 28)
- Punted eight times for 324 yards (40.2 average) and was good on his first career PAT attempt vs UCLA (Oct. 17)
- Handled all three phases of kicking game vs. Arizona (Oct. 26) ... 2-for-2 on field goals (33, 21) ... made first career field goal attempt - a 33-yard kick to close Stanford's final drive of the first half ... punted five times and averaged 43.8 yards per punt with a long of 52 ... kicked off eight times with six touchbacks
- Connected on a 40-yard field goal at Colorado (Nov. 9)
- Connected on a career-best 48-yard field goal and also made a 44-yarder vs. California (Nov. 23)

Prior to Stanford

- Prepped at Francis W. Parker School (Calif.) under head coach Matt Morrison
- Nation's second-best kicker by PrepStar, third by Rivals, third by 247Sports, eighth by ESPN
- Nation's third-best punter by 247Sports
- California's 100th-best recruit by ESPN
- Set 14 single-season and nine single-game school records
- 2019 All-American Bowl
- 2018 all-USA California first team
- 2018 CIF San Diego Section Kicker of the Year
- 2018 League Offensive Player of the Year
- 2018 League Kicker of the Year
- 2018 preseason all-state first team punter
- 2018 Spanos All-Star Classic Bowl
- 2018 Makasi All-Star Bowl
- 2018 USA-American Football Worldwide Elite U19 team
- 2017 MaxPreps Preseason First-Team All-American punter
- 2017 all-league first team quarterback
- 2017 all-league kicker/punter of the Year
- 2017 all-state second team small school punter
- 2016 special teams and defensive team MVP
- 2015 U.S. Army Youth All-American Bowl
- 2015 Elite Sports All-Star Bowl
- 2014 U.S. Army Youth All-American Bowl
- Two-time team captain
- Two-time Team MVP (2017-18)
- Also competed in baseball and lacrosse
- Two-time league champion in lacrosse (2016-17)
- 2017 all-league first team in lacrosse
- 2016 all-league second team in lacrosse
- 2015 league champion in baseball
- Two-time all-league all-academic in football and lacrosse
- 2017 all-league all-academic in baseball

Personal

- Son of Susan and Richard Sanborn
- Father was on the ski team and played rugby at Lyndon State College (Vt.)
- Father also played lacrosse at Bentley University (Mass.)
- Has an older sister, Caroline



#0 • Isaiah Sanders

Quarterback

6-2 • 215 • Fifth Year

Aurora, Colo. • Palmer Ridge • Air Force

Mgmt. Science and Engineering (MS) • Systems Engineering

Career Accolades

- Allstate AFCA Good Works Team (2019)
- Wuerffel Trophy finalist (2019)
- Jason Witten Man of the Year finalist (2019)
- William V. Campbell Trophy semifinalist (2019)

- National Football Foundation's Hampshire Honor Society (2020)

As a Fifth-Year (2020)

- Wuerffel Trophy watch list

Prior to Stanford

- 2019 Allstate AFCA Good Works Team
- 2019 Finalist for Wuerffel Trophy
- 2019 Finalist for Jason Witten Man of the Year
- 2019 Semifinalist for William V. Campbell Trophy
- Member of the National Football Foundation's Hampshire Honor Society
- AFCA Academic Achievement Award
- Graduate transfer from Air Force where he played from 2016-19 for head coach Troy Calhoun
- Graduated with a degree in Systems Engineering with a Human Factors Focus from Air Force and a minor in Spanish
- Played in 16 games with six starts as a Falcon
- Totaled 1,709 yards (953 passing, 756 rushing) with 13 touchdowns (nine rushing, four passing)
- Mountain West Conference Scholar-Athlete
- Hampshire Honor Society
- Completed Operations Air Force and was on the cadet cadre for survival training in the summer of 2018
- Completed a summer research program and was on the cadet leadership cadre for Basic Cadet Training in 2019
- Lettered three years in football and basketball and one year in track at Palmer Ridge
- High school coach was Tom Pulford
- All-state first team honoree as a senior in football
- All-conference second team in football as a junior
- All-conference third team honors in basketball as a senior
- Academic all-state honors multiple times

Personal

- Son of Joseph and Lourdes Sanders
- Father played football at Central Washington and the Rocky Mountain Thunder (indoor professional football team)
- Father also served in the Air Force for 20 years and taught at the Academy
- Mother played racquetball at University of Northern Colorado and was on the Mexican National Team
- Mother medaled in the Pan-American Games for racquetball in 1995
- Has two younger siblings, Jasmine and Josiah
- Uncle, Jomaine Sanders, played football at Northwestern State
- Involved with non-profit organization Undivided, a non-profit focused on strengthening communities and helping community members create positive change in their spheres of influence
- Served as a volunteer at several Fellowship of Christian Athletes summer camps and led a bible study at the Academy for classmates
- Has flown in the backseat of a fighter jet in Misawa, Japan as part of an Air Force Academy program



#79 • Foster Sarell

Offensive Tackle

6-7 • 330 • Senior

Graham, Wash. • Graham-Kapowsin

Political Science

Career Accolades

- All-Pac-12 honorable mention (2019)

As a Senior (2020)

- Preseason All-Pac-12 third team (Phil Steele)
- Preseason All-Pac-12 fourth team (Athlon)

As a Junior (2019)

- All-Pac-12 honorable mention
- Played in and started 11 games at right tackle

As a Sophomore (2018)

- Played in three games - eligible to retain year of eligibility via NCAA redshirt rules



STANFORD FOOTBALL



- Suffered injury in second game of season
- Returned to action in win at Cal (Dec. 1)

As a Freshman (2017)

- 14 games played

Prior to Stanford

- Prepped at Graham-Kapowsin (Wash.) under head coach Eric Kurle
- Five-star recruit by Scout, Rivals, 247Sports, ESPN and PrepStar
- Nation's second-best recruit by Scout, third by PrepStar, eighth by 247Sports, 14th by Rivals and ESPN
- Nation's top-ranked offensive tackle by Scout, second by PrepStar, third by Rivals, fourth by 247Sports and ESPN
- Washington's top-ranked recruit by Scout, Rivals, 247Sports, ESPN and PrepStar
- Two-time team captain
- 2017 Parade All-America first team
- 2017 U.S. Army All-America
- 2016 USA Today All-USA first team
- 2016 MaxPreps All-America first team
- Three-time All-America
- Three-time all-state
- Three-time all-league
- Three-time all-area
- Three-time South Puget Sound League Offensive Lineman of the Year
- 2016 South Puget Sound League MVP
- 2016 The Opening MVP and Anthony Munoz Award
- Three-time team lineman of the year
- Also competed in track and basketball
- Four-time High GPA Achievement Award

Personal

- Full name is Foster Dane Sarell
- Born in Tacoma, Wash.
- Son of Ryan and Pam Sarell
- Has one sibling, Naomi
- Korean roots
- Wrote in time capsule letter that Stanford was his "dream school"
- Hails from the same area as former Cardinal All-Americans David DeCastro (Bellevue) and Joshua Garnett (Puyallup)



#91 • Thomas Schaffer

Defensive End

6-7 • 296 • Fifth Year

Vienna, Austria • Lake Forest Academy (Ill.)

Media Studies (MA) • Economics • Science, Technology and Society

As a Senior (2019)

- Played in all 12 games
- Finished with 13 tackles, five tackles for loss, one sack and one forced fumble
- Recorded three tackles, including two for loss, at UCF (Sept. 14)
- Managed first career sack and forced a fumble vs. Oregon (Sept. 21)

As a Junior (2018)

- Played in five games
- Finished with three tackles (two solo) and one pass breakup

As a Sophomore (2017)

- Three games played
- First career tackle vs. Oregon

As a Freshman (2016)

- Did not see action

International Experience

- First Austrian ever to play FBS football
- Team Austria's youngest player ever
- First at 2015 U19 European Championship with Team Austria

- Fourth at 2014 U19 World Championship with Team Austria
- Fourth at 2012 U19 World Championship with Team Austria

Prior to Stanford

- Played at Lake Forest Academy (Ill.) under head coach Robin Bowkett
- Nation's 21st-best strong-side defensive end by 247Sports
- Illinois' ninth-best recruit by ESPN, 11th by 247Sports, 13th by PrepStar
- 62 tackles, 4.5 sacks, three pass breakups, two forced fumbles as a senior
- Three-time all-conference
- Two-time all-area
- Also competed in volleyball

Personal

- Full name is Thomas Schaffer
- Born in Vienna, Austria
- Son of Andreas Schaffer and Ingrid Hopfner
- Has one sibling, Simon



#36 • Tristan Sinclair

Inside Linebacker

6-2 • 209 • Sophomore

Alamo, Calif. • San Ramon Valley

Undeclared

As a Freshman (2019)

- Played in four games - eligible to retain year of eligibility per NCAA redshirt rules
- Made his career debut at UCF (Sept. 14)
- Finished with seven tackles, one tackle for loss and one pass breakup

Prior to Stanford

- Prepped at San Ramon Valley (Calif.) under head coach Andrew Becker
- Four-star recruit by 247Sports, ESPN and PrepStar
- Nation's 105th-best recruit by 247Sports and 256th by PrepStar
- Nation's eighth-best outside linebacker by 247Sports, 19th by PrepStar, 29th by ESPN, 35th by Rivals
- California's 19th-best recruit by 247Sports, 33rd by PrepStar, 43rd by ESPN, 56th by Rivals
- PrepStar All-American
- 2019 All-American Bowl
- First All-American in school history
- 2019 Polynesian Bowl
- 2018 The Opening Finals
- All-USA California second team (2018)
- All-league running back first team (2018)
- All-league linebacker first team (2018)
- All-league defensive back first team (2017)
- All-Bay Area (2017)
- 1,024 yards and 11 touchdowns on 138 rushes; 179 yards and four touchdowns on 10 receptions as a senior
- 290 yards and six touchdowns on 28 carries as a junior

Personal

- Son of Julie and Andrew Sinclair
- Father played football at Stanford
- Has two older siblings, Alina and Connor
- Brother, Connor, plays football at Claremont McKenna
- Mother, sister and both aunts went to Cal
- Attended numerous Stanford games as a kid
- Told Richard Sherman after a game that it was his dream to play at Stanford
- Built his first computer in sixth grade



STANFORD FOOTBALL



#22 • E.J. Smith

Running Back

6-0 • 192 • Freshman

Dallas, Texas • Jesuit College Prep
Undeclared

Prior to Stanford

- Prepped at Dallas Jesuit High School for head coach Brandon Hickman
- Lettered three seasons in football
- Unanimous four-star recruit ranked No. 48 by ESPN, No. 74 by Rivals, No. 87 by PrepStar and No. 339 by 247Sports
- Ranked No. 7 in Texas by Rivals, No. 9 by ESPN, No. 13 by PrepStar and No. 43 by 247Sports
- Rated the No. 3 all-purpose back by Rivals and PrepStar, the No. 5 all-purpose back by 247Sports and the No. 5 athlete by ESPN
- 2020 Under Armour All-America Game participant
- 2019 District 9-6A Offensive Player of the Year
- 2019 Unanimous all-district first team
- 2018 all-district second team
- 2018 Team Most Valuable Player
- 2017 MaxPreps Sophomore All-American
- 2017 all-state
- 2017 Dallas Morning News Area Newcomer of the Year
- 2017 District 9-6A Newcomer of the Year
- Finished with 167 rushes for 902 yards and 22 touchdowns while adding 32 catches for 502 yards and seven touchdowns as a senior in 2019, despite missing the first two games of the season
- Rushed for 872 yards and 12 touchdowns with 39 receptions for 498 yards and five touchdowns as a junior in 2018
- Finished with 1,303 rushing yards and 26 touchdowns while adding 43 catches for 613 yards and seven scores as a sophomore in 2017

Personal

- Full name is Emmitt James Smith IV
- Son of Emmitt and Pat Smith
- Father is a Pro Football Hall of Famer who rushed for 18,355 yards and 164 touchdowns in 15 NFL seasons
- Has four siblings, Jasmin, Rheagen, Skylar and Elijah
- Sister, Rheagen, plays soccer at Texas A&M



#9 • Osiris St. Brown

Wide Receiver

6-2 • 191 • Senior

Brea, Calif. • Mater Dei
Science, Technology and Society

As a Junior (2019)

- Played in 12 games and made six starts
- Finished with 27 catches for 263 yards
- Added two rushes for 12 yards
- Made first career start and had three catches for 28 yards vs. Oregon
- Season-long 31-yard catch at Colorado
- Career-high five receptions for 41 yards vs. California

As a Sophomore (2018)

- Played in all 13 games
- Finished with eight catches for 204 yards and one touchdown
- Four of his eight catches went for 45 or more yards
- One catch for 52-yard touchdown in win at UCLA (Nov. 24)

As a Freshman (2017)

- Did not see action

Prior to Stanford

- Prepped at Mater Dei (Calif.) under head coach Bruce Rollinson

- Four-star recruit by Scout, Rivals, 247Sports, ESPN and PrepStar
- Nation's 108th-best recruit by Scout, 111th by PrepStar, 144th by Rivals, 176th by 247Sports
- Nation's 13th-best wide receiver by PrepStar, 17th by Scout, 21st by Rivals, 27th by 247Sports, 31st by ESPN
- California's 12th-best recruit by Scout, 17th by PrepStar, 18th by PrepStar, 21st by Rivals, 23rd by ESPN
- 1,127 yards receiving on 62 receptions and 19 touchdowns as a senior
- 884 yards receiving on 43 receptions for 12 touchdowns as a junior
- Two-time all-county
- 2016 all-league
- 2016 Trinity League MVP
- Led team to 2016 league title
- Also lettered in track

Personal

- Full name is Osiris Adrian St. Brown
- Born in Placentia, Calif.
- Son of John and Miriam Brown
- Mother was born in Germany
- Father was two-time Mr. Universe and three-time Mr. World
- Has two brothers, Equanimeous and Amon-Ra
- Brother, Equanimeous, played football at Notre Dame and is a member of the Green Bay Packers
- Brother, Amon-Ra, plays football at USC
- Speaks French, German and English
- Same first name as Egyptian god of the underworld
- High school teammate of current Stanford teammate Curtis Robinson



#19 • Silas Starr

Wide Receiver

6-3 • 220 • Freshman

Portland, Ore. • Central Catholic
Undeclared

Prior to Stanford

- Played at Central Catholic for head coach Steve Pyne
- Unanimous Top-10 recruit from the state of Oregon – ranked No. 2 by Rivals, No. 3 by PrepStar, No. 4 by ESPN and No. 8 by 247Sports
- Left high school as Central Catholic's all-time receiving leader with 3,410 yards
- Totaled 180 receptions and 42 touchdowns in his career
- Guided team to 2019 state championship
- 2018 all-state first team
- Two-time all-conference first team (2017-18)
- Two-time Mount Hood Conference Champions (2016, 2019)
- Also competed in track and field

Personal

- Son of Ian and LaReina Starr
- Has one sister, Mia
- Uncle, LaMont Woods, played football and ran track at Oregon
- Uncle, Marcus Woods, played football at Oregon
- Attended same high school as former Cardinal Brennan and Cameron Scarlett



#24 • Jay Symonds

Fullback

6-3 • 249 • Junior

Melrose, Mass. • Buckingham Browne & Nichols
Human Biology

As a Sophomore (2019)

- Played in all 12 games
- Had four catches for 11 yards



STANFORD FOOTBALL



As a Freshman (2018)

- Played in each of the last four games - eligible to retain year of eligibility via NCAA redshirt year
- Made collegiate debut in win over Oregon St. (Nov. 10)
- Stanford went 4-0 in games in which he played

Prior to Stanford

- Prepped at Buckingham Browne & Nichols (Mass.) under head coach Mike Wiley
- First true eighth grader to start on high school's varsity football team
- Five-year varsity starter
- Nation's second-best fullback by 247Sports and PrepStar
- Nation's 24th-best Y-tight end by ESPN
- Massachusetts's third-best recruit by Rivals, ESPN and PrepStar, fifth by 247Sports
- 96 career receptions for 1,438 yards and 16 touchdowns
- 2017 Mass Prep Stars Preseason Super Team
- 2017 BB&N team captain
- 2017 Hugh Caldera Bowl finalist
- 2016 ITHMA all-state
- 2016 Mass Prep Stars All-State Super Team
- 2016 Rivals/Under Armour Select Camp
- 2016 ISL champion
- 2016 Ken O'Keefe Bowl champion
- Two-time all-conference first team
- Also competed in basketball

Personal

- Full name is Jay Patrick Symonds Jr.
- Son of Jay and Lisa Symonds
- Father played football at Bentley
- Mother played volleyball at Salem State
- Has one sibling, Holden
- Uncle, Jon Symonds, played football at Massachusetts
- Uncle, Jeff Murray, played baseball at Merrimack
- Maternal 11th great-grandfather was a passenger on the Mayflower
- Maternal great-grandfather was Purple Heart recipient, survived Normandy beach storming
- Maternal grandfather was drafter on design team for original Stealth Bomber
- Played over three quarters of a football game with a collapsed lung



#39 • Alexander Thorpe

Punter/Kicker

6-0 • 179 • Sophomore
New York, N.Y. • Fieldston
Undeclared

As a Freshman (2019)

- Did not see action

Prior to Stanford

- Prepped at Fieldston (Bronx, N.Y.) under head coach Gus Ornstein
- Two-time all-league first team (2016-17)
- Served as team captain as a senior
- Also competed in soccer and golf

Personal

- Son of Meghan Mackay and Allen Thorpe
- Mother was a member of the Stanford Dollies (No. 2) in 1989-90
- Has three siblings, Cormac, Riley and Liam
- Cormac is twin brother



#26 • Jet Toner

Kicker

6-4 • 199 • Fifth Year
Honolulu, Hawaii • Punahou
Media Studies (MA) • Science, Technology and Society

Career Accolades

- Pac-12 Special Teams Player of the Week (Sept. 30, 2019)
- Two-time All-Pac-12 (2017-18)
- Two-time Lou Groza Award Star of the Week (2017)
- Pac-12 All-Academic Honor Roll (2019)
- CoSIDA Academic All-District First Team (2018)
- Two-time Pac-12 All-Academic (2017-18)

As a Fifth-Year (2020)

- Preseason All-Pac-12 third team (Athlon)
- Preseason All-Pac-12 fourth team (Phil Steele)

As a Senior (2019)

- Pac-12 Special Teams Player of the Week (Sept. 30)
- Pac-12 All-Academic Honor Roll
- Played in seven games before an injury caused him to miss the rest of the season
- Was 12-of-16 on field goals with a long of 51
- Was 13-for-13 on point after tries
- Kicked off 30 times with 12 touchbacks
- Career-best 51-yard field goal to close the first half vs. Northwestern (Aug. 31)
- 2-for-2 on field goal attempts vs. Oregon (Sept. 21)
- Captured Pac-12 Special Teams Player of the Week on September 30 after connecting for game-winning 39-yard field goal with one second left to hand Stanford a 31-28 victory at Oregon State (Sept. 28)
- 3-for-3 on field goals (20, 20, 36) vs. No. 15 Washington (Oct. 5)
- Converted a 42-yard field goal vs. UCLA (Oct. 17) to record his 47th career field goal making moving him into a tie with Michael Sgroi (2002-05) for fifth on Stanford's career record list

As a Junior (2018)

- All-Pac-12 Second Team
- CoSIDA Academic All-District First Team
- Pac-12 All-Academic Second Team
- Played and started 11 games
- Set school record with .933 field goal percentage (14-of-15)
- No. 2 in the nation and No. 1 in the Pac-12
- Tied for third among kickers in the Pac-12 with 14 field goals and 6.9 points per game
- Made all 34 extra point attempts
- Made all three field goals (31, 33, 46) and all three extra points vs. UC Davis
- Made all five extra points and game-tying 32-yard field goal as time expired at Oregon
- Made 46-yard field goal and both extra points at Notre Dame
- Made both field goal attempts (21, 31) and both extra points at Arizona State
- Made 40-yard field goal and all five extra points vs. Washington State
- Made both field goal attempts (30, 20) and all five extra points at UCLA
- Made all three field goals (26, 19, 21) and both extra points at Cal

As a Sophomore (2017)

- All-Pac-12 Honorable Mention
- Pac-12 All-Academic Honorable Mention
- Lou Groza Award Star of the Week (Nov. 13)
- Lou Groza Award Star of the Week (Oct. 30)
- 14 games played
- 21 of 26 field goals (long of 46 yards)
- 54 of 54 extra points
- .808 field goal pct. ranked fourth among Pac-12 players and 37th nationally
- 1.50 field goals made/game ranked fifth among Pac-12 players and 21st nationally
- 117 points (8.4 points/game)
- Made first 34 career kicks (10 of 10 field goals, 24 of 24 extra points)
- Made both field goal attempts (40, 34) and 8-for-8 on extra points in collegiate debut vs. Rice
- Made 36-yard field goal and 3-for-3 on extra points at USC
- Made 20-yard field goal and 2-for-2 on extra points at San Diego State
- Made all three field goals (34, 32, 39) and all seven extra points vs. UCLA
- Made both field goals (21, 22) and all four extra points vs. Arizona State
- Made three field goals (21, 46, 29) and both extra points at Utah
- Made all seven extra points vs. Oregon
- Made three field goal attempts (40, 33, 40) at Oregon State
- Made three field goal attempts (38, 32, 31) and all three extra points vs. Washington
- Made 42-yard field goal and both extra points vs. Cal
- Made only field goal attempt (24 yards) and all five extra points vs. Notre Dame
- Made 27-yard field goal and all four extra points vs. TCU (Alamo Bowl)



STANFORD FOOTBALL



As a Freshman (2016)

- Did not see action

Prior to Stanford

- Played at Punahou (Hawaii) under head coach Kale Ane
- Nation's fifth-best punter by 247Sports, eighth by Scout
- Nation's 26th-best kicker by ESPN
- Hawaii's third-best recruit by Scout, sixth by ESPN
- Hit six of eight field goal attempts (long of 50 yards), 47 of 48 PATs in 2015
- Hit seven of eight field goal attempts (long of 54 yards), 52 of 54 PATs in 2014
- Two-time all-state first team (2014-15)
- Two-time all-conference first team (2014-15)
- Two-time Punahou Special Teams Player of the Year
- Led team to 2013 state title
- Led team to pair of league titles
- Also competed in soccer
- All-state first team in soccer (2014)

Personal

- Full name is John Edward Toner V
- Born in Honolulu, Hawaii
- Son of John and Aundrea Toner
- Has five siblings, Teana, Jocelyn, Janelle, Jensen and Leo
- Sister, Jensen, played soccer at USC
- Brother, Leo, played soccer at UC Irvine
- Grandfather, Walter Benjamin Reinhold, graduated from Stanford in 1950
- Attended same high school as Stanford teammate Alaka'i Gilman



#24 • Nicolas Toomer

Cornerback
6-2 • 194 • Sophomore
Tyrone, Ga. • Sandy Creek
Undeclared

As a Freshman (2019)

- Played in one game - eligible to retain year of eligibility via NCAA transfer rules
- Made his career debut at Washington State (Nov. 16)

Prior to Stanford

- Prepped at Sandy Creek (Ga.) under head coaches Wayne Brantley and Brett Garvin
- Nation's 45th-best safety by PrepStar
- Nation's 62nd-best cornerback by ESPN, 84th by Rivals and 105th by 247Sports
- Georgia's 45th-best recruit by PrepStar, 62nd by ESPN, 84th by Rivals and 105th by 247Sports
- Two-time all-region defense first team (2016, 2018)
- 2018 all-county defense first team
- 2017 all-region defense second team
- One interception as a freshman cornerback
- Seven interceptions and 30+ tackles as a sophomore cornerback
- Three interceptions and 50+ tackles as a junior safety
- Five interceptions and 36 tackles as a senior cornerback
- Also competed in track
- 2018 highest point scorer at Class 4A track and field state championships
- 2018 state champion in the 400 meters (Class 4A)
- 2018 Class 4A state champion in the 4x400-meter relay
- 2017 Class A state champion in the 4x400-meter relay
- 2016 Class A triple jump state champion
- 2015 Class A state championship team
- Landmark Christian school record holder in the 400 meters (49.67)

Personal

- Son of Natalie and La'Mont Toomer
- Father played football at West Georgia
- Has an older sister, Lauren
- Sister, Lauren, ran track at Georgia Southern



#81 • Brycen Tremayne

Wide Receiver
6-4 • 200 • Junior
Los Angeles, Calif. • Venice
Economics

Career Accolades

- Pac-12 Fall Academic Honor Roll (2019)

As a Sophomore (2019)

- Member of Pac-12 Fall Academic Honor Roll
- Played in all 12 games
- Three catches for 22 yards and three touchdowns
- Recorded four total touchdowns on the season (3 receptions and 1 blocked punt return)
- Made his first career catch, a three-yard touchdown reception from Davis Mills, at Oregon State (Sept. 28)
- Recovered a Spencer Jorgensen blocked punt in the end zone for a Stanford touchdown vs. UCLA (Oct. 17) - his second career TD
- Caught one pass for 14 yards and a touchdown vs. Arizona (Oct. 26) ... touchdown was the third of his career, including his second touchdown reception on his second career catch
- Managed touchdown catch on Stanford's opening drive vs. Notre Dame (Nov. 30) - his third career touchdown reception on his third career reception

As a Freshman (2018)

- Did not see action

Prior to Stanford

- Prepped at Venice (Calif.) under head coach Angelo Gasca as a senior
- Quarterback/safety for Windward High School for three years before transferring to Venice
- 44 receptions, 827 receiving yards, 1,073 total yards, 14 receiving touchdowns, 18.8 yards per catch and one passing touchdown as a senior
- Also competed in baseball and track and field

Personal

- Son of Lexine Wong and Cuyler Tremayne
- Has a younger sister, Sydney



#28 • Salim Turner-Muhammad

Cornerback
6-0 • 185 • Sophomore
Corona, N.Y. • Episcopal
Undeclared

As a Freshman (2019)

- Did not see action

Prior to Stanford

- Prepped at Episcopal (Va.) under head coach Mark Moroz and Panos Voulgaris
- Also competed in track
- Four-star recruit by ESPN, PrepStar and 247Sports
- Nation's 189th-best recruit by ESPN, 210th by PrepStar, 223rd by 247Sports
- Nation's 14th-best cornerback by PrepStar, 16th by ESPN, 21st by 247Sports, 48th by Rivals
- Virginia's fourth-best recruit by ESPN, sixth by PrepStar, seventh by 247Sports, 10th by Rivals
- No. 1-rated cornerback in Virginia by 247Sports
- PrepStar All-American
- 2018 The Opening Finals
- All-Met honorable mention (2018)
- Two-time all-league first team (2017-18)
- All-state first team (2017)
- 2016 league champions
- 10 career interceptions (three as a senior, five as a junior, two as a sophomore)
- Six passing touchdowns, 11 rushing touchdowns and one receiving touchdown as a freshman
- High school teammate of current Cardinal Ricky Miezan
- Served as sports media camera operator and broadcaster in high school
- Attended four different high schools



STANFORD FOOTBALL



Personal

- Son of Rita Bridgewater Turner and David Turner
- Has six siblings, Khairi, Aisha, David, Jabril, Niya and Khalil



#35 • Tobe Umerah

Outside Linebacker

6-4 • 249 • Junior

Macon, Ga. • Stratford

Human Biology

As a Sophomore (2019)

- Played in six games
- Had four tackles with one sack, one quarterback hurry and one fumble recovery
- Collected first career sack and an additional QB hurry vs. No. 15 Washington (Oct. 5)

As a Freshman (2018)

- Played in one game - eligible to retain year of eligibility via NCAA redshirt rules
- Made collegiate debut in Sun Bowl win over Pitt (Dec. 31)

Prior to Stanford

- Prepped at Stratford (Ga.) under head coach Mark Farriba
- Four-star recruit by ESPN and PrepStar
- Nation's 287th-best recruit by ESPN, 335th by PrepStar
- Nation's 20th-best weak-side defensive end by Rivals, 44th by 247Sports
- Nation's 27th-best defensive end by PrepStar, 29th by ESPN
- Georgia's 33rd-best recruit by PrepStar, 36th by ESPN, 46th by Rivals, 84th by 247Sports
- 343 tackles, 43 tackles for loss, 16 sacks during prep career
- 91 tackles, 15 tackles for loss, two sacks as a senior
- 86 tackles, 12 tackles for loss, eight sacks as a junior
- 128 tackles, 11 tackles for loss, six sacks as a sophomore
- Two-time Middle Georgia Defensive Player of the Year
- Two-time Atlanta Journal Constitution Class A all-state first team
- Two-time Georgia Athletic Coaches Association Class A North all-state first team
- Two-time Georgia 7A Defensive Player of the Year
- U.S. Army All-American National Combine defensive MVP (2017)
- Georgia Sports Writers Association Class A all-state first team (2017)
- Macon Telegraph All-Middle Georgia Player of the Year (2017)
- Macon Telegraph All-Middle Georgia (2016)
- All-region (2015)
- Also competed in basketball and track

Personal

- Full name is Tobe Chuka Umerah
- Born in Philadelphia, Pa.
- Son of Dr. Emeka and Dr. Anayo Umerah
- Two siblings, Kosi and Oge
- Family is of Igbo heritage



#89 • Lukas Ungar

Tight End

6-4 • 220 • Freshman

Mendham, N.J. • Delbarton School

Undeclared

Prior to Stanford

- Played at Delbarton School for head coach Brian Bowers
- Four-star recruit by Rivals and PrepStar, who ranked him No. 296
- Consensus top 10 recruit in New Jersey - ranked No. 7 by PrepStar, No. 8 by Rivals, No. 9 by 247Sports and No. 11 by ESPN
- Unanimous top 20 tight end - ranked No. 6 by ESPN and PrepStar, No. 11 by Rivals and No. 20 by 247Sports
- Pro Football Hall of Fame World Bowl participant
- 2019 team captain
- Did not play football in 2019 due to injury

- Awarded John Kowalik Coaches Cup in 2019 for football leadership
- Played in just three games as a junior in 2018, totaling 18 receptions for 232 yards and three touchdowns
- 2016 Under Armour Underclassmen All-American
- 2016 all-conference second team
- Had 25 catches for 442 yards and four touchdowns as a sophomore in 2017
- Also competed in basketball and lacrosse
- Led basketball team to the Morris County Championship in 2018
- Lacrosse team was ranked No. 1 in 2018, won the New Jersey Tournament of Champions and was Morris County Champions
- Earned highest academic honors during the fall term of his senior year
- Also earned academic honors each of his first three years

Personal

- Son of Mark and Katherine Ungar
- Has three siblings, Matthew, Kolina and Kendall
- Brother, Matthew, played football at Georgetown
- Sister, Kolina, is a member of Vermont's lacrosse program
- Great-grandfather, David Munson, was a 1904 Olympic Gold Medalist in track & field and was a collegiate national champion at Cornell in both 1904 and 1905
- Great-grandfather, Harvey Benjamin Blanton, was a captain of the University of Texas' track & field program in the mid-1920s



#50 • Dalyn Wade-Perry

Defensive Tackle

6-4 • 324 • Senior

Englewood, N.J. • Pope John XXIII

Product Design

Career Accolades

- Pac-12 All-Academic honorable mention (2018)

As a Junior (2019)

- Played in all 12 games
- Finished with 12 tackles, five tackles for loss and one sack

As a Sophomore (2018)

- Pac-12 All-Academic honorable mention
- Played in 12 games
- Finished with 13 tackles (five solo) and 2.0 tackles for loss
- Made collegiate debut in season opener vs. San Diego State (Aug. 31)
- Two solo tackles and 2.0 tackles for loss in win over Oregon State (Nov. 10)

As a Freshman (2017)

- Did not see action

Prior to Stanford

- Prepped at Pope John XXIII (N.J.) under head coach Brian Carlson
- Consensus four-star recruit
- Nation's 128th-best recruit by ESPN, 199th by 247Sports, 204th by PrepStar
- Nation's 10th-best defensive tackle by ESPN, 12th by PrepStar, 14th by 247Sports
- New Jersey's second-best recruit by ESPN, fourth by 247Sports and PrepStar, 11th by Scout, 19th by Rivals
- 65 tackles, seven sacks, four forced fumbles, one interception (returned for 40 yards) as a senior
- 50 tackles, four sacks, one forced fumble as a junior
- 28 tackles, three sacks in five games as a sophomore
- 40 tackles, four sacks as a freshman
- USA Football International Bowl U-19 selection
- Two-time all-state
- Four-time all-conference
- All-metro first team (2016)
- USA Football U-19 game selection
- Led team to pair of conference titles
- Also competed in basketball



STANFORD FOOTBALL



Personal

- Born in Teaneck, N.J.
- Son of Douglas Perry and Antoinette Wade
- Has one brother, Douglas



#5 • Connor Wedington

Wide Receiver

6-0 • 198 • Senior

Lake Tapps, Wash. • Sumner
Science, Technology and Society

Career Accolades

- AFCA Good Works Team (2019)
- All-Pac-12 Honorable Mention (2019)
- Phil Moffatt Award for Most Outstanding Special Teams player (2019)
- The Bill Anderson Commitment to Community Outreach Award (2019)
- Pac-12 All-Academic Honor Roll (2019)

As a Senior (2020)

- Paul Hornung Award watch list
- Wuerffel Trophy watch list
- Preseason All-Pac-12 first team kick returner (Phil Steele)
- Preseason All-Pac-12 first team kick returner (Athlon)
- Team Captain

As a Junior (2019)

- AFCA Good Works Team selection for service to the community through the organization Hope Given By
- All-Pac-12 Honorable Mention
- Pac-12 All-Academic Honor Roll
- Phil Moffatt Award for Most Outstanding Special Teams player
- The Bill Anderson Commitment to Community Outreach Award
- Played in 11 games, starting the first 10
- Suffered an injury on the opening kickoff against Cal (Game No. 11) and did not return
- 51 receptions for 506 yards and one touchdown
- 21 kick returns for 590 yards ... 28.1 yards per return average was best in the conference and eighth nationally
- Career-best 187 all-purpose yards at USC (67 receiving, 103 return, 17 rushing)
- Scored first career touchdown on a 15-yard screen pass and added a 60-yard kick return at USC (Sept. 7)
- Finished with 178 all-purpose yards at Oregon State (Sept. 28) (31 receiving, 147 kick return)
- Registered a career-high eight catches for 71 yards vs. Arizona (Oct. 26) ... finished with 150 all-purpose yards (71 receiving, 79 kick return)
- Matched a career high with eight catches for a career-best 119 yards at Washington State (Nov. 9) to record his first career 100-yard receiving game ... 43 of his receiving yards came on career-long reception from Davis Mills

As a Sophomore (2018)

- Played in four games and started one - eligible to retain year of eligibility via NCAA redshirt rules
- Injured in season opener, missed a total of nine games
- Finished with nine receptions for 65 yards and two punt returns for 18 yards

As a Freshman (2017)

- 13 games played
- 306 all-purpose yards
- Three rushes for 57 yards
- 31 receptions for 243 yards
- Team-high six catches for 82 yards in collegiate debut vs. Rice

Prior to Stanford

- Prepped at Sumner (Wash.) under head coach Keith Ross
- Consensus four-star recruit
- Nation's 77th-best recruit by Scout, 155th by Rivals
- Nation's fourth-best athlete by Scout, 10th by Rivals, 12th by 247Sports
- Nation's 30th-best running back by PrepStar, 40th by ESPN
- Washington's third-best recruit by Scout and Rivals, fifth by 247Sports, sixth by ESPN and PrepStar

- Finished prep career with a school-record 4,035 career rushing yards and record 69 career touchdowns
- 1,522 rushing yards (11.4 yards/carry), 2,140 all-purpose yards, 25 touchdowns and 23 tackles as a senior
- 1,713 rushing yards (9.8 yards/carry), 2,366 all-purpose yards, 26 touchdowns and five interceptions as a junior
- 1,330 rushing yards (7.7 yards/carry) and 17 touchdowns as a sophomore
- 2017 Polynesian Bowl Offensive MVP
- 2017 Watkins Award finalist
- 2016 The News Tribune Player of the Year
- 2016 Ford Sports Performance Player of the Year
- Two-time all-state
- Two-time all-area
- Two-time league MVP
- Three-time all-league first team
- Two-time team captain
- Led team to two league titles
- Also competed in track
- Honor Society

Personal

- Full name is Connor Bryce Wedington
- Born in Tacoma, Wash.
- Son of Donovan Wedington and Jenny Carter
- Has three siblings, Triston, Payton and Baylee
- Brother, Triston, played football at Central Washington
- Cousin, Jordan Greene, played baseball at Clemson



#10 • Jack West

Quarterback

6-4 • 211 • Junior

Saraland, Ala. • Saraland
American Studies

Career Accolades

- Pac-12 All-Academic Honor Roll (2019)

As a Sophomore (2019)

- Pac-12 All-Academic Honor Roll
- Played in two games with one start
- Finished 15-of-32 for 143 yards
- Made first career start vs. UCLA (Oct. 17)

As a Freshman (2018)

- Played in two games - eligible to retain year of eligibility via NCAA redshirt rules
- Finished 1-for-5 with four passing yards and two rushing yards
- Made collegiate debut and threw one pass (0-for-1) in win over UC Davis (Sept. 15)
- First career completion for four yards on 1-for-4 passing, and two yards rushing in win over Oregon State (Nov. 10)

Prior to Stanford

- Prepped at Saraland (Ala.) under head coach Jeff Kelly
- Four-year letterwinner in football
- Four-star recruit by ESPN and PrepStar
- Nation's 96th-best recruit by PrepStar, 100th by ESPN
- Nation's fifth-best pocket passer by PrepStar, seventh by ESPN
- Nation's 12th-best pro-style quarterback by 247Sports, 16th by Rivals
- Alabama's second-best overall recruit by ESPN and PrepStar, 12th by 247Sports, 19th by Rivals
- 4,879 passing yards and 56 touchdowns during prep career
- 1,907 yards passing and 22 touchdowns as a senior
- 1,225 yards passing and 15 touchdowns as a junior
- 1,575 yards passing and 16 touchdowns as a sophomore
- WKRG Player of the Year
- 2018 Under Armour All America
- 2017 Crichton Optimist Club Scholar-Athlete of the Year
- Alabama/Mississippi All-Star
- National Honor Society
- Montgomery Rotary Club Service Above Self Award



Personal

- Full name is Jack Mason West
- Born in Montgomery, Ala.
- Son of Ann and Dr. Jason West
- Has one sibling, Mechaley



#9 • Noah Williams

Free Safety
6-0 • 191 • Senior
Phoenix, Ariz. • Brophy
Product Design

Career Accolades

- Pac-12 All-Academic Honor Roll (2019)
- Pac-12 All-Academic First Team (2018)

As a Junior (2019)

- Pac-12 All-Academic Honor Roll
- Played in 10 games
- Finished with five tackles

As a Sophomore (2018)

- Pac-12 All-Academic First Team
- Played in 12 games
- Finished with three tackles (one solo), one pass breakup and a forced fumble
- Made collegiate debut in season opener vs. San Diego State (Aug. 31)
- Received scholarship in week leading up to game against UC Davis (Sept. 15)

As a Freshman (2017)

- Did not see action

Prior to Stanford

- Prepped at Brophy (Ariz.) under head coach Scooter Molander
- Team captain
- 47 tackles, one interception, three blocked kicks in 10 games as a senior
- 27 tackles in six games as a junior
- 2016 all-region honorable mention
- Also competed in track and was a team captain
- Brophy College Prep Scholar Athlete Award
- National Honor Society
- AP Scholar with Honor
- National Merit Commended Scholar
- National Football Foundation Scholar Athlete Award
- National Alliance of African American Athletes Scholar Athlete

Personal

- Born in Taunton, Mass.
- Son of Noel and Maria Williams
- Father played football at St. Lawrence
- Brother, Isaiah, swam at St. Louis
- State champion swimmer at age 12



#21 • Kendall Williamson

Strong Safety
6-1 • 200 • Junior
Snellville, Ga. • Brookwood
Product Design

Career Accolades

- Pac-12 All-Academic Honor Roll (2019)

As a Sophomore (2019)

- Pac-12 Fall Academic Honor Roll
- Played in 11 games with nine starts
- Totaled 47 tackles with one tackle for loss, one pass breakup and one fumble recovery

- Recovered a fumble vs. Northwestern
- Matched a career high with seven tackles vs. Oregon

As a Freshman (2018)

- Played in 10 games and started one
- Finished with 16 tackles (14 solo), 2.0 tackles for loss and two pass breakups
- Made collegiate debut in win at No. 20 Oregon (Sept. 22)
- One tackle and one pass breakup in win over Oregon State (Nov. 10)
- Led team with season-high seven tackles (all solo) and 2.0 tackles for loss, and one pass breakup in win at UCLA (Nov. 24)

Prior to Stanford

- Prepped at Brookwood (Ga.) under head coach Phillips Jones
- Four-star recruit by Rivals, 247Sports and PrepStar
- Nation's 261st-best recruit by PrepStar, 342nd by 247Sports
- Nation's 26th-best cornerback by PrepStar, 32nd by 247Sports, 34th by Rivals, 89th by ESPN
- Georgia's 25th-best recruit by PrepStar, 31st by 247Sports, 35th by Rivals, 105th by ESPN
- 94 tackles, four interceptions (two returned for touchdowns), six pass breakups as a senior
- Team captain
- 2017 Georgia Sports Writers Association all-state second team
- 2017 Gwinnett Daily Post all-county first team
- 2017 all-county second team
- 2017 all-region first team
- Led team to 2017 regional title
- Also competed in track
- 4.0 grade-point average
- 2016 all-state academic
- Georgia Certificate of Merit Scholar
- Three-time Brookwood Scholar Athlete

Personal

- Full name is Kendall Tyler Williamson
- Son of Bethel and Ursula Williamson
- Has one brother, Chris
- Brother, Chris, played football at Florida and Minnesota



#4 • Michael Wilson

Wide Receiver
6-2 • 211 • Junior
Simi Valley, Calif. • Chaminade
Management Science and Engineering

Career Accolades

- Frank Rehm Award (2019)
- Pac-12 All-Academic Honor Roll (2019)

As a Junior (2020)

- Biletnikoff Award watch list
- Preseason All-Pac-12 second team wide receiver (Athlon)
- Preseason All-Pac-12 fourth team punt returner (Athlon)
- Preseason All-Pac-12 fourth team wide receiver (Phil Steele)

As a Sophomore (2019)

- Pac-12 All-Academic Honor Roll
- Frank Rehm Award, given to the Most Outstanding Players in the Big Game
- Started all 12 games for the Cardinal
- Led team with 56 catches for 672 yards and added five touchdowns, second most on the team
- Returned 12 punts for 72 yards
- 47 yards receiving and a touchdown on six catches vs. Northwestern (Aug. 31)
- Registered five receptions for 71 yards and a touchdown at UCF (Sept. 14)
- Caught three passes for a career-best 87 yards and a touchdown while also registering 27 punt return yards to finish with a career-best 114 all-purpose yards at Oregon State (Sept. 28)
- Caught five passes for a career-best 114 yards and one touchdown at Washington State (Nov. 16) ... touchdown was his fourth of the season and fifth of his career, while the 100-yard game was the first of his career ... receiving yards were highlighted by a career-best 47-yard reception from Davis Mills
- Caught a career-best 10 passes for 96 yards and a touchdown vs. Notre Dame (Nov. 30)



STANFORD FOOTBALL



As a Freshman (2018)

- Played in all 13 games and started two
- Finished with 14 receptions for 126 yards and one touchdown ... also returned eight punts for 65 yards (8.1 yards/return), and rushed twice for nine yards
- Had at least one catch in nine games, including each of the last eight
- Made collegiate debut in season opener against San Diego State (Aug. 31)
- First career reception for one yard, two punt returns for 37 yards in win over UC Davis (Sept. 15)
- One catch, 26-yard touchdown vs. Utah (Oct. 6)

Prior to Stanford

- Prepped at Chaminade (Calif.) under head coach Ed Croson
- Four-star recruit by Rivals, ESPN, 247Sports and PrepStar
- Nation's 210th-best recruit by PrepStar, 219th by ESPN, 238th by 247Sports
- Nation's 34th-best wide receiver by ESPN, 36th by PrepStar, 40th by 247Sports, 47th by Rivals
- California's 27th-best overall recruit by ESPN, 31st by PrepStar, 34th by 247Sports, 42nd by Rivals
- 56 receptions for 1,157 yards and 12 touchdowns as a senior
- 70 receptions for 1,280 yards and 12 touchdowns as a junior
- 36 receptions for 463 yards and four touchdowns as a sophomore
- 2018 Polynesian Bowl participant
- 2017 Mission League MVP
- 2017 Chaminade football MVP
- Two-time Chaminade Male Athlete of the Year
- Two-time first-team all-league (2016-17)
- 2016 all-state wide receiver
- Two-time all-section
- Led section in receiving yards in 2016
- 2016 Chaminade Football Offensive Player of the Year
- Left high school as school's all-time leading receiver (2,900 yards)
- Led team to 2017 Mission League title
- Also competed in basketball

Personal

- Full name is Michael George Wilson
- Son of Ngaire and Orville Wilson
- Has three siblings, Davon, Marcus and Miles
- Aunt, Maureen Jacobson, played soccer for the New Zealand World Cup team and was the first women's player inducted into the Wellington Football Hall of Fame
- Uncle, Craighton McFarlane, played football at Prairie View A&M
- Cousin, Craighton Rafael McFarlane, ran track at Sacramento State



#21 • Justus Woods

Running Back

6-1 • 221 • Junior

Weddington, N.C. • Charlotte Christian
Management Science and Engineering

Career Accolades

- Pac-12 All-Academic Honor Roll (2019)

As a Sophomore (2019)

- Pac-12 Fall Academic Honor Roll
- Did not see action

As a Freshman (2018)

- Played in two games - eligible to retain year of eligibility via NCAA redshirt rules
- Finished with four carries for 15 yards
- One carry for three yards in collegiate debut vs. UC Davis (Sept. 15)

Prior to Stanford

- Prepped at Charlotte Christian (N.C.) under head coach Jason Estep
- Four-star recruit by PrepStar
- Nation's 315th-best recruit by PrepStar
- Nation's 15th-best all-purpose running back by Rivals
- Nation's 21st-best running back by PrepStar, 68th by 247Sports, 84th by ESPN
- North Carolina's 16th-best recruit by PrepStar, 21st by Rivals, 34th by 247Sports, 42nd by ESPN
- 176 carries for 1,279 rushing yards (7.3 yards/rush) and 20 rushing touchdowns as a senior

- 22 receptions, 305 receiving yards and four receiving touchdowns as a senior
- Set single-season school touchdown record (24)
- 2017 Big 22 Player to Watch
- 2017 all-state second team
- Two-time all-conference
- Led team to two state titles
- Led team to three conference titles
- Also competed in track
- National Honor Society

Personal

- Full name is Justus Brandon Woods
- Born in Hackensack, N.J.
- Son of Belinda and Dion Woods
- Has one sibling, Brittney
- Great aunt was jazz singer Ella Fitzgerald
- Uncle, Christopher Williams, is a recording artist
- Suffered from severe asthma as a child



#84 • Benjamin Yurosek

Tight End

6-5 • 225 • Freshman

Bakersfield, Calif. • Bakersfield Christian
Undeclared

Prior to Stanford

- Played at Bakersfield Christian for head coach Darren Carr
- Four-star recruit ranked No. 283 by 247Sports
- Ranked No. 26 in the state of California by 247Sports, No. 41 by PrepStar, No. 43 by Rivals and No. 58 by ESPN
- Consensus top 15 tight end ranked No. 12 by ESPN, No. 13 by 247Sports and PrepStar
- Ranked as the No. 24 athlete by Rivals
- Two-time all-state first team (2017-18)
- Two-time County Defensive Player of the Year (2018-19)
- Three-time all-league first team (2017-19)
- 2019 CIF Division 3-A State Champions, the first in school history
- Caught three touchdowns in his final high school game to secure the win in the State Championship
- Three-time League Champion
- Totaled 49 catches for 741 yards and 11 touchdowns offensively and made 81 tackles (24 for loss), 22 sacks, five forced fumbles and one interception as a senior in 2019
- Had 27 catches for 329 yards and four touchdowns as a sophomore in 2018 and added 82 tackles (15.5 for loss) and 15.5 sacks
- Registered 35 catches for 346 yards and three touchdowns offensively with 64 tackles (20 for loss) and 13 sacks as a sophomore in 2017
- Also competed in basketball
- Member of the National Honor Society

Personal

- Son of Derek and Kellie Yurosek
- Father played football at Colorado State
- Mother played volleyball at Colorado State
- Has four siblings, Sophia, Calvin, Owen and Vivian
- Great-grandfather, Mike Yurosek, is credited with inventing the baby carrot
- Family owns horses, cows and chickens



STANFORD FOOTBALL



DAVID SHAW

BRADFORD M. FREEMAN DIRECTOR OF FOOTBALL

10TH SEASON

14TH YEAR AT STANFORD (26TH SEASON OVERALL)

Honors and Awards

- 2017 Bobby Dodd Coach of the Year
- 2017 Pac-12 Conference Coach of the Year
- 2015 Pac-12 Conference Coach of the Year
- 2015 AFCA Regional Coach of the Year
- 2015 Eddie Robinson Coach of the Year Award finalist
- 2015 Paul "Bear" Bryant Coach of the Year finalist
- 2013 AFCA Regional Coach of the Year
- 2013 Eddie Robinson Coach of the Year Award finalist
- 2013 Paul "Bear" Bryant Coach of the Year finalist
- 2012 Pac-12 Conference Coach of the Year
- 2012 Paul "Bear" Bryant Coach of the Year finalist
- 2011 Pac-12 Conference Coach of the Year
- 2011 AFCA Regional Coach of the Year
- 2011 Paul "Bear" Bryant Coach of the Year finalist

The 2020 season marks David Shaw's 10th as Stanford's Bradford M. Freeman Director of Football.

A 1995 Stanford graduate who is the fifth alum to hold the position of head football coach, Shaw is the 34th head coach in Stanford history, and the winningest coach in program history.

Shaw enters the 2020 season with an 86-34 (.717) career record, including 58-23 (.716) in Pac-12 play. He has led the Cardinal to three Pac-12 titles and a pair of Rose Bowl wins in three trips to The Granddaddy of Them All.

Under Shaw, Stanford's 86 victories since 2011 marks the winningest stretch in program history. Stanford has won at least 11 games four times under Shaw, and has appeared in a bowl game in eight of nine seasons.

Shaw, who oversaw the final nine years of the 2010s, was instrumental in Stanford's most successful decade in school history. The Cardinal totaled 98 wins, 42 NFL Draft picks, 28 wins vs. AP Top 25 teams, 24 AP All-Americans, nine Academic All-Americans, five unanimous All-Americans and had a 93.5 average graduation success rate. Each of those categories either led the Pac-12 or was second, while also in the Top 10 nationally.

Shaw was named recipient of the Dodd Trophy following the 2017 season. It was Stanford's third all-time national coach of the year award, following Chuck Taylor (1951) and Clark Shaughnessy (1940) winning the AFCA Coach of the Year Award. The Dodd Trophy, college football's most coveted coaching award, honors the head football coach whose program embodies the award's three pillars of scholarship, leadership and integrity, while also having success on the playing field throughout the season.

The 2017 Pac-12 Coach of the Year's involvement reaches far beyond the football field. In the classroom, his student-athletes maintain a high level of academic excellence, including six Academic All-Americans in his first nine seasons.

In 2019, Stanford endured many injuries to starters and key players throughout the season. The Cardinal played 21 true freshmen, including 12 who used a year of eligibility by playing in more than four games, and eight who combined for 43 starts throughout the season. The Cardinal started three true freshmen on the offensive line for half the year, while four true freshmen started at least one game along the offensive line.

Off the field, Stanford student-athletes continued to shine. The Cardinal had a league-best 33 named to the Pac-12 Honor Roll, which honors any student-athlete who boasts at least a 3.3 cumulative grade-point average, excluding freshmen. In addition, two Cardinal earned recognition for arguably the biggest off-field accolades in college football. Fifth-year OLB Casey Toohill was named one of 12 finalist for the William V. Campbell Trophy and a member of the NFF Scholar-Athlete Class, while junior WR Connor Wedington was a member of the AFCA Allstate Good Works Team, given to 11 FBS players who stand out both on the field and in the community.

Five Cardinal were selected in the 2019 NFL Draft, highlighted by JJ Arcega-Whiteside's second round selection to the Philadelphia Eagles. Inside linebacker Bobby Okereke was selected in the third round by the Indianapolis Colts, running back Bryce Love in the fourth round by the Washington Redskins, punter Jake Bailey in the fifth round by the New England Patriots and tight end Kaden Smith in the sixth round by the San Francisco 49ers. Seven other Cardinal

were given NFL opportunities following the draft, including five who signed as undrafted free agents.

In 2018, Shaw led Stanford to its 10th straight bowl game, extending the longest active streak in the Pac-12. The Cardinal defeated Pitt in the 2018 Sun Bowl for their fifth bowl game victory in eight seasons under Shaw. Quarterback K.J. Costello finished with the second-most passing yards and third-most touchdowns in a season in school history, while wideout JJ Arcega-Whiteside tied a 41-year-old school record with 14 receiving touchdowns.

A season prior, Stanford did most of its damage on the ground as its 5.9 rushing yards/attempt ranked first in program history, and its 2,833 rushing yards ranked fourth. Running back Bryce Love set the school's single-season (2,118) and single-game (301) rushing records while being named the 2017 Doak Walker Award winner. Love, also the Lombardi Award winner and Heisman Trophy runner-up, set Stanford's career records for yards/rush (7.76) and consecutive 100-yard rushing games (9). The unanimous All-American combined with Cameron Scarlett to form the top rushing tandem in program history.

Love was the Pac-12 Offensive Player of the Year and winner of the Touchdown Club of Columbus Jim Brown Award. He ranked first among Power 5 conference running backs in over a dozen categories, including FBS records for 50-yard rushes (13), consecutive games with a 30-yard rush (13) and consecutive games with a 50-yard rush (11).

Four Cardinal student-athletes were selected in the 2018 NFL Draft -- Justin Reid (third), Harrison Phillips (third), Dalton Schultz (fourth) and Peter Kalambay (sixth).

Shaw led the Cardinal to the 2016 Sun Bowl where the 25-23 win over the Tar Heels marked the fourth bowl victory for Shaw, the most in program history, to cap a 10-3 season in which the Cardinal ranked 12th in the final AP and USA Today polls. The Cardinal also won at least 10 games for the fifth time in six seasons under Shaw. From 1891-2010, the program recorded four 10-win seasons.

Even more, the program posted a graduation success rate of 99 percent for the third consecutive year, a total that led all FBS institutions and ranked 11 points higher than the next Pac-12 school. Stanford joined Clemson, Duke, Northwestern and Wisconsin as the only FBS football teams to earn APR Public Recognition Awards from the NCAA in each of the previous four years.

Stanford in 2016 ranked eighth nationally in defensive touchdowns (4), 12th in winning percentage (.769), 17th in time of possession (32:46), 22nd in team sacks (2.85), 18th in scoring defense (20.4) and 25th in team passing efficiency defense (117.8). All-America running back Christian McCaffrey ranked first in all-purpose yards per game (211.6), fourth in rushing yards (145.7) and 20th in rushing yards per carry (6.34). Conrad Ukropina ranked fifth in field goals per game (1.83). Dallas Lloyd ranked 13th in total interceptions (5) and 18th in interceptions per game (0.4). Jake Bailey ranked 24th in punting (43.5).

The Cardinal set single-season school records for top rushing tandem (2,386 -- McCaffrey and Bryce Love), and, at the time, the individual single-game school record for rushing yards (284 -- McCaffrey at Cal).

Stanford had two top-10 NFL Draft picks for only the fifth time, following the 2016 season. Solomon Thomas was the third overall pick by the San Francisco 49ers, and was the highest drafted defensive player in program history. Thomas also won the Pac-12's Morris Trophy, given to the league's top lineman. McCaffrey, the CoSIDA Academic All-American of the Year, was selected by the Carolina Panthers with the eighth overall pick. He was Stanford's highest running back draft pick since 1982.

Following the 2015 season, Stanford became the only school ever ranked in the top four by U.S. News and World Report (4th) and the Associated Press (3rd) in the same year.

Stanford was 12-2 overall and 8-1 in Pac-12 play in 2015, going on to win the Pac-12 and Rose Bowl crowns and improving Shaw's postseason record to 6-2. The Cardinal toppled five ranked opponents, including top-10 foes in No. 6 USC, No. 4 Notre Dame and No. 6 Iowa. Stanford was one of four teams in 2015 to record five or more wins over AP Top 25 opponents and one of four teams with three or more wins over AP top-10 foes.

THE SHAW FILE

PERSONAL

Hometown..... SAN DIEGO, CALIF.
 College..... STANFORD (1994)
 Wife..... KORI
 Children.....KEEGAN, CARTER, GAVIN

SHAW YEAR-BY-YEAR

AS HEAD COACH

YEAR	OVERALL	PAC-12 (FINISH)	POSTSEASON
2019.....	4-8.....	3-6 (6TH NORTH)
2018.....	9-4.....	6-3 (3RD NORTH)SUN (W)
2017.....	9-5.....	7-2 (T-1ST NORTH)ALAMO (L)
.....PAC-12 CHAMP (L)
2016.....	10-3.....	6-3 (3RD NORTH)SUN (W)
2015.....	12-2.....	8-1 (1ST NORTH)ROSE (W)
.....PAC-12 CHAMP (W)
2014.....	8-5.....	5-4 (2ND NORTH)FOSTER FARMS (W)
2013.....	11-3.....	7-2 (T-1ST NORTH)ROSE (L)
.....PAC-12 CHAMP (W)
2012.....	12-2.....	8-1 (T-1ST NORTH)ROSE (W)
.....PAC-12 CHAMP (W)
2011.....	11-2.....	8-1 (T-1ST NORTH)FIESTA (L)
CAREER RECORD (9 seasons)			86-34 (.717)
CONFERENCE RECORD			58-23 (.716)
BOWL RECORD			5-3 (.625)
PAC-12 CHAMPIONSHIPS GAME RECORD			3-1 (.750)

AS ASSISTANT COACH

YEAR	SCHOOL	POSITION
2010.....	STANFORDOFFENSIVE COORDINATOR/RB
2007-09	STANFORDOFFENSIVE COORDINATOR/WR
2006.....	SAN DIEGOPASS GAME COORDINATOR/WR
2005.....	BALTIMORE RAVENSWR
2002-04	BALTIMORE RAVENSQB/WR
2001.....	OAKLAND RAIDERSQB
1998-00	OAKLAND RAIDERSQUALITY CONTROL
1997.....	PHILADELPHIA EAGLESQUALITY CONTROL
1996.....	WESTERN WASHINGTONTIGHT ENDS
1995.....	WESTERN WASHINGTONOUTSIDE LINEBACKERS





STANFORD FOOTBALL



McCaffrey was named AP Player of the Year and won the Paul Hornung Award and Johnny "Jet" Rodgers Award. McCaffrey, also a Heisman Trophy finalist, set the NCAA record for all-purpose yards (3,864) and earned Academic All-America honors. McCaffrey earned consensus All-America first team nods and Outland Trophy winner Joshua Garnett received unanimous All-America distinction. Blake Martinez and Austin Hooper were named All-America third-teamers. Fifteen Cardinal were lauded with All-Pac-12 honors and 22 received All-Pac-12 academic distinction.

McCaffrey posted the top four FBS individual all-purpose single-game performances in 2015 and his 461 all-purpose yards vs. USC in the Pac-12 Championship Game was fifth-most in FBS history. He owned three of the top five 100-yard receiving and rushing games by an FBS player and became the only FBS player ever with 200 rushing, 100 receiving and 100 kickoff return yards vs. USC.

For the third time in five seasons, Shaw was named Pac-12 Coach of the Year and McCaffrey earned Pac-12 Offensive Player of the Year honors. Shaw was the AFCA Regional Coach of the Year and a finalist for the Eddie Robinson Coach of the Year Award and Paul "Bear" Bryant Coach of the Year.

Shaw is the quickest to earn three Pac-12 Coach of the Year honors.

Five Cardinal heard their names called during the draft: Garnett (first round - San Francisco 49ers), Hooper (third round - Atlanta Falcons), Martinez (fourth round - Green Bay Packers), Kevin Hogan (fifth round - Kansas City Chiefs) and Kyle Murphy (sixth round - Green Bay Packers).

Stanford received an NCAA GSR of 99 percent for the second consecutive year in 2015, a total that led all FBS and FCS institutions.

Shaw was instrumental in the maturation of Hogan during his Cardinal career. Hogan appeared in more than 50 contests and posted a school-best 36-10 record as a starter. He ranked first in career total offense (10,634), second in completion percentage (.659) and passing efficiency (154.6), and third in passing yards (9,385) and passing touchdowns (75). His 171.0 passing efficiency clip in 2015 was the best single-season mark ever by a Cardinal signal caller. Hogan also set school records for career rushing yards (1,249) and touchdowns (15) by a quarterback.

Stanford's West Coast offense led the nation with 13 consecutive games scoring at least 30 points. Stanford amassed a school-record 3,131 rushing yards on 610 attempts in 2015, the most ever by a Cardinal program. The offensive unit's 529 points ranked second-most in a season and its 33 rushing touchdowns, 223.7 rushing yards/game, 30 passing touchdowns, 37.8 points/game and 6,097 total yards of offense ranked third.

He notched 30 wins in his first 35 games, which was the third-fastest among active coaches, and was one of only three coaches to guide his team to BCS bowls in his first three years as a head coach.

Shaw won 40 games in his first 52 outings at Stanford, tying with Pop Warner for the fastest to 40 wins by any Cardinal head coach.

With a win in the 2014 Foster Farms Bowl, Shaw became the first Stanford head coach with at least eight wins in each of his first four seasons.

Stanford won eight games in 2014 and closed the season on a three-game winning streak. The Cardinal scored at least 30 points in seven of 13 games.

While facing six nationally ranked opponents in 2014, including four on the road, the Cardinal defensive unit helped Stanford rank second nationally in scoring defense (16.4 points/game), third in total defense (282.4 yards/game), seventh in rushing defense (104.5 yards/game) and eighth in passing defense (177.9 yards/game). The Cardinal joined Penn State and Clemson as the only three teams to finish in the top-10 nationally in all four categories. The team was also among the best nationally in getting to the quarterback, ranking sixth with 46 sacks. Stanford also led the nation in punt return average and strong safety Jordan Richards garnered the 2014 National Football Foundation's Scholar-Athlete Award.

In 2013, Shaw led Stanford to a second straight Pac-12 title and the program's 14th trip to the Rose Bowl. Stanford became the only team to earn four consecutive BCS bowl bids during the Bowl Championship Series era.

After leading the team to a landmark 2013 regular season, Shaw received AFCA Regional Coach of the Year honors and was named a finalist for the Eddie Robinson Award and Paul "Bear" Bryant Coach of the Year.

Under Shaw's tutelage in 2013, Stanford was one of 13 FBS football schools and the only Pac-12 football program to earn a Division I Academic Progress Rate Public Recognition Award for posting multi-year APR scores in the top 10 percent of all squads.

Stanford defeated five nationally-ranked opponents at home in 2013 while winning 11 games despite playing the fifth-toughest schedule nationally in the Sagarin ratings. Stanford was among just three schools (Alabama and Oregon) with 10 or more wins in each season from 2010-13.

Stanford finished the 2013 campaign ranked fifth in the BCS standings, the fourth straight top 10 BCS ranking for the Cardinal. The team ranked sixth in the final 2012 BCS Standings, following back-to-back No. 4 rankings at the end of the 2010 and 2011 seasons.

The 2013 team ranked among the nation's best in kickoff return average (1st), rushing defense (3rd), tackles for loss allowed (4th), sacks (7th), scoring defense (10th), kickoff coverage (10th), total defense (14th), sacks allowed (16th), red zone offense (16th), passing efficiency (17th) and red zone defense (19th).

Stanford had six players receive All-Pac-12 first-team honors with 19 all-conference selections in 2013. There were also eight different national awards that listed Stanford players as semifinalists and finalists. There were 25 players chosen to the Pac-12 All-Academic team and four were placed on the Capital One Academic All-District list, including Jordan Richards who was a second team All-America selection.

For the fifth straight year, Stanford had three or more players selected in the NFL Draft when Trent Murphy (second round - Washington), Cameron Fleming (fourth round - New England), David Yankey (fifth round - Minnesota), Ed Reynolds (fifth round - Philadelphia), Tyler Gaffney (sixth round - Carolina) and Ben Gardner (seventh round - Dallas) signed professional contracts after the 2013 season. The six draft picks in 2014 matched a program-best.

Shaw guided the Cardinal to a 12-2 record in 2012 and its first Pac-12 championship in 13 years. The campaign culminated with Stanford's first Rose Bowl victory in over 40 years, a 20-14 win over Wisconsin in 2013.

Shaw was named the 2012 Pac-12 Conference Coach of the Year, becoming the second to earn the honor outright in consecutive seasons since the award's inception in 1975. Stanford became the first school to defeat programs ranked No. 1 (Oregon) and 2 (USC) in the AP poll during the regular season and the Cardinal closed its season with five straight wins over as many ranked opponents.

Stanford's historic defensive output in 2012 broke the single-season sacks record (57) and led the Pac-12 in scoring defense (17.21), total defense (336.21), rushing defense (97.0), sacks (4.07) and tackles for loss (9.00). The Cardinal ranked first nationally in sacks, second in tackles for loss, fifth in rushing defense and 11th in scoring defense.

Stanford became the first program to win both the AFCA Academic Achievement Award and a BCS bowl game in the same season.

Three Stanford players were selected in the 2013 draft -- Zach Ertz (second round - Philadelphia), Levine Toilolo (fourth round - Atlanta) and Stepan Taylor (fifth round - Arizona). Taylor, a Doak Walker Award semifinalist, set the Stanford record with 4,300 rushing yards and Ertz led Stanford pass catchers and all FBS tight ends in receiving yards (898) and total receptions (69), both school records for a tight end. Ertz was a John Mackey Award finalist and the seventh unanimous All-American in program history.

Stanford was one of five schools to have four or more players selected to the 2012 AP All-America teams, with Ertz earning the honor along with David Yankey (second team), Trent Murphy (third team) and Ed Reynolds (third team). Yankey was a consensus All-American.

In Shaw's first season as head coach, the 2011 edition of the Cardinal posted an 11-2 record and made its second consecutive BCS appearance, falling to Oklahoma State in the Fiesta Bowl. Shaw became just the ninth major college head coach in history to post 11 or more wins in his first season, and the first since Chris Peterson (13-0) of Boise State and Bret Bielema (12-1) of Wisconsin in 2006.

Shaw was named the 2011 Pac-12 Coach of the Year, becoming just the third in Stanford history to earn the award, following Bill Walsh (1977) and Tyrone Willingham (1995, 1999). He was named AFCA Regional Coach of the Year and a Paul "Bear" Bryant Coach of the Year finalist.

The Cardinal was ranked in the top 10 of both major polls for all 16 weeks of the season, peaking at No. 3 in the AP poll and No. 2 in the USA Today Coaches poll on Nov. 6.

Behind 2011 Heisman Trophy finalist Andrew Luck, Stanford averaged 43.2 points/game and established a school-record with 561 points. Stanford's 11 victories in 2011 came by an average of 27.4 points.

Stanford's 2011 defense was ranked first or second in the Pac-12 in six categories, including rushing defense (1st - 84.4), third-down conversion defense (1st - 31.1), scoring defense (2nd - 21.9), total defense (2nd - 337.6), sacks/game (2nd - 3.00) and opponent first downs (2nd - 17.5).

Luck was named Walter Camp Football Foundation National Player of the Year along with receiving the Maxwell Award as the nation's top player. He finished second in the balloting for the Heisman Trophy and was the Pac-12's Offensive Player of the Year for a second straight season.

Right guard David DeCastro was a unanimous All-America selection; left tackle Jonathan Martin landed spots on the Walter Camp and AFCA All-America squads; tight end Coby Fleener and outside linebacker Chase Thomas were named All-Americans by Sporting News.

In all, 21 players earned All-Pac-12 honors in 2011, including six first-teamers. Twelve earned Pac-12 All-Academic honors, including first-team selections Luck and Brent Etiz. Luck was also named the Capital One Academic All-American of the Year by the College Sports Information Directors of America.

Prior to his appointment as head coach, Shaw served as Stanford's offensive coordinator for four seasons, playing an instrumental role in the resurgence of the Cardinal program which established school scoring records in 2009 and 2010 before setting another scoring mark in his first year as head coach.

During Shaw's tenure as offensive coordinator, the Cardinal scored 40 or more points in 11 games from 2007-10.

Stanford's balanced offense amassed a school-record 6,142 yards during the 2010 season, averaging 213.8 on the ground and 258.7 yards through the air.

In addition, Shaw's play calling in the red zone helped Stanford convert on a national-best 88.6 percent of its scoring opportunities inside the 20-yard line.

Prior to Stanford, Shaw served as the wide receivers and passing game coordinator at the University of San Diego during the 2006 season, winning the Division I-AA Mid-Major national title and the Pioneer League championship with the nation's top offense.

The Toreros led all NCAA Division I-AA teams in passing offense (293.3 yards/game), total offense (494.25) and scoring offense (42.83). Quarterback Josh Johnson was one of four offensive All-Americans on the team and led all NCAA Division I-AA quarterbacks in passing efficiency (169.0 quarterback rating), touchdown passes (34), passing yards (3,320) and total offense (336.7).

Shaw's coaching resume also includes nine years of NFL experience with the Philadelphia Eagles (1997), Oakland Raiders (1998-2001) and Baltimore Ravens (2002-05).

Shaw's last coaching job in the NFL with Baltimore included a stint as the quarterbacks and wide receivers coach from 2002-04 before working solely with the wide receivers in 2005. His tenure included an AFC North title in 2003. Derrick Mason set a franchise record with 86 receptions for 1,073 yards under Shaw's tutelage in 2005. Mark Clayton set a franchise rookie record for receptions in 2005 when he caught 44 balls for 471 yards.

After three seasons of quality control with the Oakland Raiders from 1998-2000, Shaw moved into the role of quarterbacks coach in 2001 as the Raiders won a second straight AFC West title. Quarterback Rich Gannon made the Pro Bowl for the second straight season and was the game's MVP.

Shaw began his NFL coaching career as the quality control coach with the Philadelphia Eagles in 1997.

He launched his coaching career at Western Washington, where he coached outside linebackers in 1995 and the tight ends in 1996.

A four-year letterwinner at Stanford from 1991-94 as a receiver, Shaw was a member of Stanford's 1991 Aloha Bowl team coached by Dennis Green that finished the season 8-4 and was the third-highest scoring team in school history at the time. He was also on the Cardinal team that went 10-3 and won the 1993 Blockbuster Bowl under Bill Walsh. Shaw finished his Stanford career with 57 catches for 664 yards and five touchdowns.

He also competed in a varsity track meet and a varsity basketball game before graduating in 1995 with a bachelor's degree in sociology.

Shaw's father, Willie, had two coaching stints at Stanford (1974-76, 1989-91) during his 33-year coaching career, which also included time with the Detroit Lions, Kansas City Chiefs, Minnesota Vikings, New Orleans Saints, Oakland Raiders, San Diego Chargers and St. Louis Rams. Stanford announced in 2013 that its defensive coordinator position had been endowed by a gift from an anonymous donor, named in honor of Willie Shaw.

Shaw is Chair of the NCAA Football rules committee and is on the Board of Trustees for the AFCA. He also represents the Pac-12 on the AFCA Ethics Committee and is on USA Football's Football Advisory Committee. He is a member of the NCAA Commission on Combat Campus Sexual Violence. In addition to his work with the commission, Shaw has been a leading advocate of the Set The Expectation program, aimed at working to end the culture of sexual assault and domestic violence among college and high school athletes. Stanford players became the first university in the country to sign the Set The Expectation student pledge, stating they would use their platforms to speak out against sexual assault and violence against women.

Born in San Diego, Shaw and his wife, Kori, are the parents of three children -- Keegan, Carter and Gavin.



STANFORD FOOTBALL



LANCE ANDERSON

WILLIE SHAW DIRECTOR OF DEFENSE
ASSOCIATE HEAD COACH (OUTSIDE LINEBACKERS)
14TH SEASON AT STANFORD
24TH SEASON OVERALL

Lance Anderson is in his 14th season on the Stanford staff in 2020 and seventh as the Willie Shaw Director of Defense. He is in his 11th campaign working with the outside linebackers. Anderson previously worked with the defensive tackles from 2007-09.

Prior to the 2018 season, Anderson was promoted to associate head coach.

One of the architects of Stanford's vaunted defense, Anderson also has received considerable praise for his work as the program's liaison to the Stanford admissions office.

Anderson's players have played key roles in guiding the Cardinal to three Rose Bowl appearances and three Pac-12 titles with one of the nation's top defensive units.

In 2019, Anderson mentored fifth-year senior Casey Toohill at outside linebacker. Toohill, who finished with 60 tackles, 11.5 tackles for loss, eight sacks and 10 quarterback hurries, was named All-Pac-12 second team. A team captain, Toohill was also a finalist for the prestigious William V. Campbell Trophy and a member of the National Football Foundation's Scholar-Athlete Class.

Anderson has continually produced NFL talent from the defensive side of the ball, most recently instructing Philadelphia Eagles draft pick Casey Toohill and two-time All-Pac-12 selection Bobby Okereke, who was drafted in the third round by the Indianapolis Colts in 2019, and two-time team captain Peter Kalambayi, who was selected by the Houston Texans in the sixth round of the 2018 NFL Draft. Okereke finished with 240 tackles (114 solo), 19.0 tackles for loss, 10.5 sacks and nine passes defended in 51 career games, while Kalambayi accounted for 190 tackles, 18.5 sacks and seven passes defended throughout his career.

Anderson also helped mentor defensive tackle Harrison Phillips, as the All-American was selected 96th overall by the Buffalo Bills in the third round of the 2018 NFL Draft. Phillips was the fifth Stanford defensive lineman in as many seasons to be drafted. Phillips led Stanford in tackles with 103, the most of any defensive lineman in the nation. Among those 103 tackles were a team-best 17 for loss and 7.5 sacks, as well as two forced fumbles. He was a second-team All-America choice by the Football Writers Association of America, and the Associated Press voted him third-team All-America.

Joining Phillips in the NFL ranks, All-American safety Justin Reid was a third-round NFL Draft selection by the Houston Texans, and a pivotal part of a Cardinal defense in 2017 that ranked 12th nationally in passes intercepted (18) and ninth in turnovers gained (28). Reid was one of three All-Pac-12 defensive backs in 2017, joining Quenton Meeks and Brandon Simmons.

Anderson held the controls during the breakout season of defensive lineman and All-American Solomon Thomas, the third overall pick in the 2017 NFL Draft. Thomas, who was selected by the San Francisco 49ers, was the highest drafted defensive player in program history. Thomas also won the Pac-12's Morris Trophy, given to the league's top lineman, and was one of seven Cardinal defenders to earn All-Pac-12 honors.

The 2016 team finished ranked 12th by both the Associated Press and USA Today after earning a 25-23 win over North Carolina in the Sun Bowl.

Stanford ranked among the Pac-12's best defensive units in 2015: second in third-down conversion percentage (.363), third in total defense (368.3), third in first-down defense (267), third in scoring defense (22.6) and fourth in rushing defense (139.9). That unit was spearheaded by inside linebacker Blake Martinez, a fourth-round draft choice of the Green Bay Packers. Martinez, Stanford's 11th defensive player taken in the NFL Draft since 2010, was selected to the AP All-America third team, USA Today All-America second team and All-Pac-12 first team as a senior in 2015. A semifinalist for the Butkus Award, Martinez also was named to the Rotary Lombardi Award, Nagurski Trophy and Bednarik Award watch lists, and was a quarterfinalist for the Lott IMPACT Trophy. As a senior, Martinez led the Pac-12 with 141 tackles (75 solo) -- ranking seventh nationally -- and averaged a conference-best 10.1 per contest. In 14 games, he collected 10 or more tackles nine times.

The secondary was anchored by All-Pac-12 second team defensive back Ronnie Harris in 2015 when the Cardinal posted the league's fifth-best

passing efficiency defense (123.96) and third-best total defense (368.3). Stanford's secondary allowed only 6.76 yards/pass attempt while picking off eight balls, led by Quenton Meeks' team-best three interceptions. Meeks added a pick-six in the Rose Bowl Game win over Iowa. The Cardinal tied for fifth in the Pac-12 in pass breakups (51).

While facing six ranked opponents in 2014, including four on the road, Anderson helped Stanford rank second nationally in scoring defense (16.4 points/game), third in total defense (282.4 yards/game), seventh in rushing defense (104.5 yards/game) and eighth in passing defense (177.9 yards/game). The Cardinal joined Penn State and Clemson as the only three to finish in the top-10 nationally in all four categories. The team was also among the best nationally in getting to the quarterback, ranking sixth with 46 sacks.

Strong safety Jordan Richards was awarded the 2014 National Football Foundation's Scholar-Athlete Award. Richards was also a first team All-Pac-12 selection and finished his career with 233 tackles, nine interceptions and five forced fumbles.

While facing seven nationally-ranked opponents in 2013, Anderson helped Stanford rank third in the NCAA in rushing defense (89.4 yards/game), 10th in scoring defense (19.0 points/game) and 16th in total defense (343.1 yards/game). The Cardinal was one of only five teams to allow fewer than 100 rushing yards/game. The team was also among the best nationally in producing stops for negative yardage, ranking fifth with 44 sacks and seventh with 109 tackles for loss.

Linebacker Trent Murphy led the nation with 15 sacks and was a semifinalist for the Lombardi Award and Chuck Bednarik Award. Murphy was also a first team All-Pac-12 selection and finished his career as the NCAA's active leader in sacks with 32.5.

Anderson's work on the admissions front has been noteworthy. Stanford earned consecutive Academic Achievement Awards in 2015-16 from the American Football Coaches Association after posting a 100 percent graduation rate.

The 2012 defensive unit paved the way to a historic defensive output, breaking Stanford's single-season sacks record (57). The Cardinal went on to win the Pac-12 title and claimed its first Rose Bowl crown in over 40 years.

In 2011, outside linebacker Chase Thomas earned Sporting News All-America honors after leading the conference in tackles for loss and ranked second in sacks.

As Stanford's recruiting coordinator from 2007-11, Anderson played an instrumental role in landing four consecutive nationally acclaimed recruiting classes that were ranked in the top-25 by various scouting services.

Anderson came to Stanford from San Diego in 2007 after spending two seasons working with the Toreros under former Stanford head coach Jim Harbaugh.

Prior to joining Harbaugh in San Diego, Anderson had coached at Utah State, Saint Mary's, Bucknell and Idaho State.

In 1999, Anderson coached running backs for one season for the Mobile Admirals of the Regional Football League.

A native of Rupert, Idaho, Anderson began his coaching career in 1997 at his alma mater, Idaho State, where he spent two seasons.

He was a three-sport athlete at Idaho's Minico High School, participating in football, baseball and track. After serving a church mission, Anderson was a walk-on at Idaho State where he played linebacker in 1993 and 1994.

Anderson earned a bachelor's degree from Idaho State in 1996.

Lance and his wife, Sherri, have three children - Aubrey, Jaren and Braden.

THE ANDERSON FILE

PERSONAL

HOMETOWNRUPERT, IDAHO
 COLLEGE IDAHO STATE (1996)
 WIFESHERRI
 CHILDRENAUBREY, JAREN, BRADEN

ANDERSON YEAR-BY-YEAR

AS ASSISTANT COACH

YEAR	SCHOOL	POSITION
2018-PR	STANFORD	ASSOCIATE HEAD COACH
		DEFENSIVE COORDINATOR/OLB
2014-17	STANFORD	DEFENSIVE COORDINATOR/OLB
2010-13	STANFORD	RECRUITING COORDINATOR/OLB
2007-09	STANFORD	RECRUITING COORDINATOR/DT
2005-06	SAN DIEGO	RECRUITING COORDINATOR/DL
2004	UTAH STATE	OLB
2003	ST. MARY'S	CO-DEFENSIVE COORDINATOR/DL
2001-02	BUCKNELL	RECRUITING COORDINATOR/DL
1999	BUCKNELL	TE/ASST OL
1999	MOBILE ADMIRALS	RB
1998	IDAHO STATE	TE/ASST OL
1997	IDAHO STATE	RB





STANFORD FOOTBALL



TAVITA PRITCHARD

ANDREW LUCK DIRECTOR OF OFFENSE
KEVIN M. HOGAN QUARTERBACKS COACH
11TH SEASON AT STANFORD
11TH SEASON OVERALL



Former Stanford quarterback Tavita Pritchard is Stanford's Andrew Luck Director of Offense and Kevin M. Hogan Quarterbacks Coach. The 2020 season is his 11th on the Cardinal coaching staff, third as the Andrew Luck Director of Offense and seventh as the Kevin M. Hogan Quarterbacks Coach.

In 2013, his first season as an assistant coach, Pritchard worked with the running backs. He was also a defensive assistant for two years after serving as a volunteer assistant in 2010.

A former Cardinal quarterback, Pritchard has helped produce four NFL draft picks in his first three seasons at the helm of the Stanford offense. In 2018, wide out JJ Arcega-Whiteside was third in the nation and tied a school record with 14 touchdown receptions in addition to the fifth-most receiving yards (1,059) in a season in school history, while All-American running back finished his standout Cardinal career. Both earned multiple all-conference honors and were selected in the 2019 NFL Draft.

Despite starting three different quarterbacks for the first time since the 1974 season during 2019, Stanford's offense excelled under Pritchard's guidance. Cardinal quarterbacks passed for 3,149 yards (11th-most in school history) and 18 touchdowns. The 276 completions were the fourth-most in school history while the 444 passing attempts were third-most. Junior QB Davis Mills started six games for Stanford, while senior K.J. Costello started five and sophomore Jack West started one.

Against Washington State, Mills set a new school record passing for 504 yards on 33-of-50 passing.

Four offensive players earned All-Pac-12 recognition in 2019, with C Drew Dalman and TE Colby Parkinson earning second-team honors. RT Foster Sarell and WR Connor Wedington earned honorable mention. The Cardinal continued to excel in pillars of the program under Pritchard in 2019, as Stanford ranked amongst the nation's best in turnovers lost (14th - 13), time of possession (19th - 32:11), fewest penalty yards (29th - 585) and red zone offense (37th - .882).

In 2018, under Pritchard's tutelage, K.J. Costello led a lethal passing attack that ranked second in the Pac-12 Conference. Costello ranked among the top of the league in nearly every statistical category as he was second in the Pac-12 in completion percentage, passing yards and touchdowns. His 3,540 passing yards were second-most in school history as were his seven 300-yard games, and only Andrew Luck has thrown more touchdown passes at Stanford than Costello's 29 in 2018.

Against Arizona State on Sept. 30, 2017, Costello became the seventh straight Stanford quarterback to win his starting debut. Costello went on to lead Stanford to three more wins -- including victories over No. 9 Washington and No. 9 Notre Dame -- and guided the Cardinal during the Pac-12 Championship Game and Alamo Bowl.

Pritchard's quarterbacks played a significant role in Stanford's success throughout the 2016 season, as the team utilized the skill sets of both Ryan Burns and Keller Chryst.

Burns was efficient in his starting debut against Kansas State, finishing with 156 yards passing and one touchdown while controlling the offense. Burns became the first quarterback since Florida State's Jameis Winston (2013) to begin his first career start with 10 straight pass completions, and the first Pac-12 quarterback to do so since Cal's Aaron Rodgers in 2004.

In a comeback win at UCLA, Burns led the Cardinal's late fourth-quarter scoring drive, which spanned 1:41 and covered 70 yards in 10 plays. Burns was 5 of 8 passing for 66 yards, including the winning 8-yard touchdown completion to JJ Arcega-Whiteside. Arcega-Whiteside and Trent Irwin, the two wide receivers named to the 2015 Parade All-America first team, accounted for all five receptions.

When Chryst assumed the starting role midway through the season against Arizona, he earned the first of six straight wins in as many starts. Chryst was the sixth straight Stanford quarterback to win his starting debut, and against Cal

became the only Stanford quarterback in over two decades with both a rushing and passing touchdown in the Big Game.

Pritchard instructed Kevin Hogan, a fifth-round draft pick of the Kansas City Chiefs, during his monumental final season in a Cardinal uniform. Hogan led the Cardinal to the 2015 Pac-12 title and a Rose Bowl crown to cap a season in which he threw 27 touchdowns to eight interceptions and completed 67.8 percent of his throws.

Hogan appeared in more than 50 contests and posted a school-best 36-10 record as a starter. He ranked first in career total offense (10,634), second in completion percentage (.659) and passing efficiency (154.6), and third in passing yards (9,385) and passing touchdowns (75). His 171.0 passing efficiency clip in 2015 was the best single-season mark ever by a Cardinal signal caller.

Hogan also set school records for career rushing yards (1,249) and touchdowns (15) by a quarterback. But what Hogan boasted, based on four years' starting experience in the Pac-12, were intangibles: competitiveness, resilience, leadership and selflessness.

In Pritchard's first season coaching the quarterbacks and wide receivers in 2014, Stanford averaged 229.8 yards/game through the air. Hogan increased his completion percentage from 61.0 to 65.9 percent and reduced his interception total from 10 to eight, even though he threw almost 60 more passes in 2014 than 2013.

Ty Montgomery led Stanford with 61 receptions for 604 yards and also added three receiving touchdowns. Devon Cajuste led the Cardinal with six receiving scores and amassed 557 yards on 34 catches.

As the running backs coach in 2013, Pritchard nurtured Tyler Gaffney to second team All-Pac-12 honors. Gaffney, a Doak Walker Award semifinalist, rushed for over 100 yards in nine games and was selected as the team's most valuable player. Gaffney rushed for 1,709 yards and 21 touchdowns on the season and was named the Pac-12 Championship Game MVP after rushing for 133 yards and three touchdowns in a 38-20 win over Arizona State.

Gaffney was selected in the sixth round of the NFL Draft by the Carolina Panthers.

Behind Pritchard's efforts with the defense, the Cardinal finished with consecutive top-15 national standings in defensive efficiency in 2011 and 2012. In 2012, Stanford's defense broke the school's season sacks record (57) and led the Pac-12 in scoring defense (17.21), total defense (336.21), rushing defense (97.0), sacks (4.07) and tackles for loss (9.00).

Capped off by a Pac-12 title game victory and Rose Bowl crown, the 2012 Cardinal ranked first nationally in sacks, second in tackles for loss, fifth in rushing defense and 11th in scoring defense.

A four-year letterwinner for the Cardinal from 2006-09, Pritchard appeared in 31 career games and made 20 starts, throwing for 2,865 yards and 15 touchdowns.

Pritchard made his first career start against USC on Oct. 6, 2007, and engineered an epic 24-23 upset of the second-ranked Trojans in the Los Angeles Coliseum when the Cardinal was a 41-point underdog. His 10-yard game-winning touchdown pass to Mark Bradford on fourth down with 0:49 left in the game secured his spot in Stanford football lore.

Pritchard started all 12 games as a junior in 2008 and threw for 1,633 yards and 10 touchdowns, helping Stanford to a 5-7 record. He relinquished his starting duties to Andrew Luck in 2009. Pritchard saw action in five games that season, capped off by a start in the Sun Bowl for an injured Luck.

A native of Tacoma, Washington, Pritchard earned a communication degree from Stanford. He resides in Palo Alto with his wife, Caroline, and their sons, Afi and Manu.

THE PRITCHARD FILE

PERSONAL

HOMETOWN TACOMA, WASHINGTON
 COLLEGE STANFORD (2009)
 WIFE CAROLINE
 CHILDREN AFI, MANU

PRITCHARD YEAR-BY-YEAR

AS ASSISTANT COACH

YEAR	SCHOOL	POSITION
2018-PR	STANFORD	OFFENSIVE COORDINATOR/QB
2014-17	STANFORD	QB/WR
2013	STANFORD	RB
2011-12	STANFORD	DEFENSIVE ASSISTANT
2010	STANFORD	VOLUNTEER ASSISTANT





STANFORD FOOTBALL



PETE ALAMAR

SPECIAL TEAMS COORDINATOR
9TH SEASON AT STANFORD
36TH SEASON OVERALL

Pete Alamar joined the Stanford staff in 2012 after serving as special teams coordinator and tight ends coach at Fresno State. The 2020 season is his ninth on The Farm.

A veteran of the Pac-12 Conference, Alamar also served as special teams coordinator and tight ends coach at California for seven seasons, and had a six-year stay at Arizona where he worked primarily with special teams.

Alamar has coached on eight teams that won at least 10 games -- two at Arizona, two at Cal and four at Stanford -- and has been a part of 18 bowl teams.

Last season, Alamar's special teams rested on the leg of true freshman Ryan Sanborn for much of the year following senior kicker Jet Toner's season-ending injury in the seventh game of the season. Sanborn was the Cardinal's punter all season, but handled kickoff and placekicking duties in each of the final five games as well. Sanborn was the only true freshman specialist in the country to handle full-time punting duties, kickoff at least 20 times (28) and make seven-or-more field goals. Sanborn and Toner combined to make 19 field goals on the year, tied for third-most in the conference.

In addition to the kicking game, Alamar's return units were strong as Connor Wedington ranked eighth nationally averaging 28.1 yards per kickoff return. He was named honorable mention All-Pac-12 as a kick returner. The Cardinal ranked sixth nationally in 2019 with four blocked kicks, including one that went for a touchdown. Stanford's special teams units ranked third in the Pac-12 in kickoff coverage with a net average of 40.2 yards per kick.

In 2018, Stanford special teams was at the top of the Pac-12 conference, led by punter Jake Bailey and kicker Jet Toner. Bailey, who was drafted in the fifth round of the 2019 NFL Draft by the New England Patriots, finished as Stanford's all-time career leader in punting average (43.81). Toner led the league and was No. 2 in the nation in field goal percentage as he made 14-of-15 and all 34 extra-point attempts. Both specialists took second-team All-Pac-12 honors.

In 2017, the Cardinal ranked eighth nationally in kickoff returns (25.11) and 12th in net punting (41.04). Cameron Scarlett led the nation with 1,008 kickoff return yards and 12 returns of 30 or more yards.

In 2016, Alamar's work with Conrad Ukropina made him one of the most prolific kickers in Cardinal history. Ukropina and the Cardinal set single-season team records for field goals made (22) and extra point percentage (1.000). He set individual career school records for field goal percentage (.824) and consecutive extra points made (108), and individual single-season school records were set for field goals made (22), field goal percentage (.900), extra points made (67) and extra point percentage (1.000).

Ukropina also ranked fifth nationally in field goals per game (1.83) and was named to the National Football Foundation's Hampshire Honor Society, comprised of college football players from all divisions who each maintained a cumulative 3.2 grade-point average or better throughout their career.

Heading into the 2017 season, Alamar's kickers made 169 consecutive extra-point attempts, the third-longest streak in the nation (Michigan - 284, Memphis - 209). The streak dates to Stanford's matchup at Oregon State on Oct. 26, 2013.

Alamar's specialists came through big in 2015 while helping the Cardinal to a third Pac-12 title in four years and a win over Iowa in the Rose Bowl Game. Christian McCaffrey, who won the Jet Award as the nation's top kick returner, became the third Cardinal with more than 1,000 kickoff return yards (1,070) in a season. McCaffrey was second nationally in combined kick returns (1,200).

Ukropina's .900 (18-20) field goal percentage was a single-season school record and ranked third nationally. Ukropina also made each of his 67 extra-point attempts, tied for the most for Stanford in a season.

Punter Alex Robinson's 42.4 average was the eighth-best single-season clip by a Cardinal. Reed Miller was named to the National Football Foundation's Hampshire Honor Society. Miller, a four-year starting long snapper, graduated with a degree in science, technology and society.

In 2014, Alamar helped the Cardinal lead the nation in punt-return average. Ty Montgomery averaged 19.8 yards per return and had two touchdowns, and

freshman Christian McCaffrey averaged 17.1 yards per return.

Under Alamar's watch, fifth-year senior Jordan Williamson set a then-Stanford record with 77 consecutive extra points made and also passed John Hopkins for the most field goals in a career with 62.

The special teams units made a big impact for Stanford in 2013. Montgomery and the kickoff return unit ranked second nationally in return average at 27.4 yards/return. Montgomery returned two kickoffs for touchdowns, going 99 yards on the opening kickoff against Washington and a school-record 100 yards at Utah. The kickoff coverage unit was equally as good, allowing just 18.1 yards/return to rank 10th nationally.

Alamar was named Phil Steele's Special Teams Coach of the Year following the 2013 season.

Alamar steered Stanford's 2013 special teams to a trio of top 40 NCAA rankings, including net punting (33rd - 38.49 yards/punt), punt returns (21st - 11.96 yards/return) and kickoff returns (39th - 23.09).

Stanford also led the Pac-12 and ranked 10th nationally in kickoff coverage, allowing just 18.2 yards/return during the 2013 season. Williamson made 16 of his 20 field-goal attempts, including 13 of 14 inside 40 yards. Punter Ben Rhyne, the Pac-12 Scholar-Athlete of the Year, averaged 42.1 yards/punt with 10 kicks of 50 or more yards. He placed 15 punts inside the 20-yard line while notching just one touchback.

Alamar's specialists Daniel Zychlinski and Williamson posted banner years in 2012 with Zychlinski ranking among the nation's best punters at 43.12 yards/punt. Williamson delivered a series of clutch field goals at No. 1 Oregon, against UCLA in the Pac-12 Championship game and against Wisconsin in the Rose Bowl Game.

While at Fresno State, Alamar worked closely with punt returner Devon Wylie, who earned 2011 All-America honors from Yahoo (third team), Phil Steele (fourth team) and Sports Illustrated (honorable mention). Sophomore Isaiah Burse set NCAA FBS single-season records for most kickoff returns (75), most returns/game (5.8), kickoff return yardage (1,606) and most yards returned/game (123.5).

In 2010, Alamar worked with two-time all-WAC kicker Kevin Goessling, who led the team in scoring with 105 points, making 21 of 26 field goals and 42 of 44 of his extra-point attempts. Jalen Saunders and Burse averaged over 20 yards on kick returns during the 2010 season under Alamar.

During his two years at Fresno State, the Bulldogs blocked 18 kicks.

Throughout Alamar's seven seasons at Cal, the Golden Bears special teams were among the most electrifying units in the nation. Alamar coached All-America punt returner DeSean Jackson, who led the nation with an average of 18.2 yards/return and set a pair of Pac-10 records with four touchdown returns in 2006.

Sporting News rated Cal's special teams as the best in the Pac-10 in its 2007 preview issue.

In 2008, Alamar mentored punter Bryan Anger, who was a finalist for the Ray Guy Award after earning first-team freshman All-America honors and second team all-conference accolades.

Alamar earned three letters as an offensive lineman at Western Oregon (1) and Cal Lutheran (2), and played on two national playoff teams, one at each school.

A native of Thousand Oaks, California, Alamar earned his bachelor's degree in physical education from Cal Lutheran in 1983.

Alamar and his wife, Tina, have three daughters -- Alicia, Alexandra and Amanda.

THE ALAMAR FILE

PERSONAL

HOMETOWN THOUSAND OAKS, CALIF.
COLLEGE CAL LUTHERAN (1983)
WIFE TINA
CHILDREN ALICIA, ALEXANDRA, AMANDA

ALAMAR YEAR-BY-YEAR

AS ASSISTANT COACH

YEAR	SCHOOL	POSITION
2012-PR	STANFORD	SPECIAL TEAMS COORDINATOR
2010-11	FRESNO STATE	SPECIAL TEAMS COORDINATOR/TE
2003-09	CALIFORNIA	SPECIAL TEAMS COORDINATOR/TE
2001-02	EASTERN MICHIGAN	OFFENSIVE COORDINATOR/TE
2000	EASTERN MICHIGAN	OFFENSIVE COORDINATOR/OL
1998-99	ARIZONA	CO-SPECIAL TEAMS COORDINATOR/TE
1997	ARIZONA	SPECIAL TEAMS COORDINATOR/LB
1996	ARIZONA	SPECIAL TEAMS COORDINATOR/TE
1995	ARIZONA	TE
1994	UNIVERSIDAD AUTONOMA DE NUEVO LEON	HEAD COACH
1993	ARIZONA	GRADUATE ASSISTANT
1991-92	JAMES MADISON	TE/DEFENSIVE ASSISTANT
1987-88	CAL POLY	RB
1985-86	CAL LUTHERAN	OL
1984	LOUISIANA-LAFAYETTE	GRADUATE ASSISTANT
1983	CAL POLY	GRADUATE ASSISTANT






STANFORD FOOTBALL



DUANE AKINA

COUCH FAMILY DEFENSIVE BACKS COACH
7TH SEASON AT STANFORD
41ST SEASON OVERALL



A 40-year coaching veteran, Duane Akina joined the Stanford coaching staff in 2014. Akina is the program's first Couch Family Defensive Backs Coach after his position was endowed by a gift from George '69 and Debra Couch. The 2020 season marks his seventh on The Farm.

Akina has coached three Thorpe Award winners, six Thorpe finalists and 40 defensive backs who have played in the NFL -- including seven Pro Bowlers, nine Super Bowl participants and 12 All-Americans. Akina has coached in 26 bowl games.

For much of the 2019 season, Akina's group dealt with injuries, as eight different defensive backs each started at least three games, including freshmen CB Kyu Blu Kelly (nine starts) and NB Jonathan McGill (six starts). Preseason All-American and first team All-Pac-12 performer Paulson Adebo finished third nationally in passes defended per game (1.4), but missed the final three games of the season. Adebo's 38 passes defended over the last two seasons are the most by a single player in a two-year stretch in program history.

In 2018, Akina's secondary was led by the All-American Adebo, who led the nation with a school record 24 passes defended as a sophomore in 2018.

All-American safety Justin Reid was a third-round NFL Draft selection by the Houston Texans in 2018 and was a pivotal part of a Cardinal defense in 2017 that ranked 12th nationally in passes intercepted (18) and ninth in turnovers (28). Reid was one of three All-Pac-12 defensive backs, joining Quenton Meeks and Brandon Simmons.

In 2016, the secondary included two fifth-year senior safeties who provided the cornerstone of a deep and athletic unit. All-Pac-12 honorable mention safety Dallas Lloyd accounted for a team-high five of Stanford's 14 interceptions, including a pair to help secure Stanford's Sun Bowl win over North Carolina. Lloyd's total ranked 13th nationally and second among Pac-12 defenders. He was joined on the All-Pac-12 team by honorable mention selections Quenton Meeks and Justin Reid.

The Cardinal led the Pac-12 and ranked eighth nationally with four defensive touchdowns in 2016 and returned three picks for scores. Stanford also finished 25th nationally in team passing efficiency defense (117.75), a figure that was good for fourth among conference teams.

Anchored by All-Pac-12 second team defensive back Ronnie Harris, Akina's secondary in 2015 included starting safeties Kodi Whitfield and Lloyd, who each transitioned from offense. The Cardinal posted the league's fifth-best passing efficiency defense (123.96) and third-best total defense (368.3). Stanford's secondary allowed only 6.76 yards per pass attempt while picking off eight, led by Meeks' team-best three interceptions. Meeks added a pick-six in the Rose Bowl win over Iowa.

The Cardinal tied for fifth in the Pac-12 in pass breakups (51).

In Akina's first season in 2014, Stanford finished second nationally in scoring defense and eighth in passing defense. The Cardinal allowed only one passing score in nine games, including a stretch of five with zero. Stanford forced the same number of interceptions as passing touchdowns allowed (12).

Strong safety Jordan Richards led the Cardinal with three interceptions and forced three fumbles, and was awarded the 2014 National Football Foundation's Scholar-Athlete Award. Richards was a first team All-Pac-12 selection and finished his career with nine interceptions.

Akina came to Stanford from Texas, where he spent 13 seasons on defense while developing an impressive number of NFL defensive backs.

Akina's secondary helped Texas rank among the nation's top 10 in pass defense six times and featured consecutive Thorpe Award winners Michael Huff (2005) and Aaron Ross (2006) to go along with finalists in Earl Thomas (2009) and Quentin Jammer (2001) and 14 first team All-Big 12 picks.

Akina earned titles of assistant head coach and co-defensive coordinator in Austin.

Prior to Texas, Akina spent 14 years at Arizona (1987-2000). He started as the defensive backs coach and was named associate head coach before spending four years as the offensive coordinator. He resumed defensive coordinator duties shortly before his departure.

Akina helped guide Arizona's famed "Desert Swarm" defense, one of the nation's most aggressive and productive groups. He coached 1990 Jim Thorpe Award winner Darryll Lewis and finalist Chris McAlister. Lewis went on to a 10-year NFL career and was a Pro Bowler for the San Diego Chargers. McAlister earned a spot in the 2004 Pro Bowl and was a member of the 2000 Super Bowl champion Baltimore Ravens.

Akina also spent five years at Hawaii (1981-85) following a graduate assistant role at his alma mater, Washington (1979-80).

His one season at the professional level came in 1986 when he served as the defensive backs coach for Calgary in the Canadian Football League.

A native of Hawaii, Akina graduated from Washington in 1979. He earned three letters as a quarterback for the Huskies.

Akina and his wife, Donna, have five children -- Kainoa, Keoni, Dionicia, Alli and Kamalii.

THE AKINA FILE

PERSONAL

HOMETOWN HONOLULU, HAWAII
COLLEGE WASHINGTON (1979)
WIFE DONNA
CHILDREN KAINOA, KEONI, DIONICIA, ALLI, KAMALII

AKINA YEAR-BY-YEAR


AS ASSISTANT COACH

YEAR	SCHOOL	POSITION
2014-PR	STANFORD	DB
2008-13	TEXAS	ASSISTANT HEAD COACH/DB
2004-07	TEXAS	CO-DEFENSIVE COORDINATOR/DB
2003	TEXAS	ASSISTANT HEAD COACH/DB
2001-02	TEXAS	DB
1996-00	ARIZONA	DEFENSIVE COORDINATOR/DB
1992-95	ARIZONA	OFFENSIVE COORDINATOR
1989-91	ARIZONA	ASSOCIATE HEAD COACH/DB
1987-88	ARIZONA	DB
1986	CALGARY STAMPEDERS	DB
1984-85	HAWAII	DB
1983	HAWAII	OLB
1981-82	HAWAII	DB
1979-80	WASHINGTON	GRADUATE ASSISTANT





STANFORD FOOTBALL



KEVIN CARBERRY

RUN GAME COORDINATOR (OFFENSIVE LINE)

3RD SEASON AT STANFORD

14TH SEASON OVERALL

Kevin Carberry enters his third season on The Farm in 2020 as Stanford's offensive line coach and running game coordinator.

In his second season, Stanford started six different offensive line combinations, losing three week one starters to season-ending injuries. Four true freshmen started at least one game, including three for each of the final six games of the season. C Drew Dalman led the group in starting all 12 games to earn All-Pac-12 second team honors, while RT Foster Sarell earned honorable mention after starting 11 games.

Freshman LT Walter Rouse played in all 12 games and started the final 11 after All-American Walker Little was injured in the season opener. Barrett Miller started the final eight games of the season at left guard and Jake Hornibrook the final six at right guard. Branson Bragg also started a game at right tackle before suffering a season-ending injury.

In his first season at Stanford, the Cardinal boasted two All-Conference performers on the offensive line, as Walker Little took first-team All-Pac 12 honors while Nate Herbig was a second team selection. Herbig signed with the Philadelphia Eagles as an undrafted free agent following the season and was on the Eagles 53-man roster for much of the 2019 season.

The Cardinal offensive line was riddled with injuries throughout the season, as Carberry was forced to employ eight different starting combinations throughout the season.

Carberry spent the 2016-17 seasons as the assistant offensive line coach with the Washington Redskins and the 2014-15 seasons as an offensive assistant with the Dallas Cowboys.

While with the Redskins, Carberry and offensive line coach Bill Callahan presided over one of the league's top units, producing two Pro Bowlers (tackle Trent Williams and guard Brandon Scherff) for the Redskins for the first time since 1991. The unit helped power the Redskins to the third-ranked offense in the NFL, allowing the team to average more than 400 yards per game for the first time in team history, while allowing only 23 sacks -- fourth in the NFL.

The tutelage and guidance of Carberry and Callahan were paramount in helping the Redskins offense overcome a season-long rash of injuries and still average nearly 325 yards/game in 2017. The Redskins used 36 unique groups of offensive linemen (including seven different combinations of six-lineman groupings), as well as eight different starting lineups along the offensive line. Members of the unit were once again honored for their excellence, as Scherff earned his second Pro Bowl selection and Williams earned his sixth consecutive Pro Bowl nod despite battling a year-long knee injury. Together, Scherff and Williams

became the first Redskins offensive line duo collectively named to the Pro Bowl in consecutive seasons since the 1983-86 seasons.

Carberry was key in the development of sixth-round draft pick Chase Roullier in Washington. As a rookie, Roullier played in 13 games while making seven starts.

In Dallas, Carberry assisted Mike Pope in coaching the tight ends in 2015, when Jason Witten led the team in receptions with 77 and finished second with 713 receiving yards. Carberry also aided in the development of rookie Geoff Swaim. The Cowboys finished fifth in the NFL in rushing yards/attempt (4.6).

In 2014, Carberry assisted Callahan with the offensive line. The Cowboys won their first NFC East title since 2009 and finished second in the NFL in rushing (147.1) with running back DeMarco Murray leading the league in rushing and setting a franchise record with 1,845 yards.

Carberry spent the first five seasons of his coaching career at the collegiate level, serving as a defensive graduate assistant at Kansas (2009-11) and coaching defensive ends at Stephen F. Austin (2012-13). He helped the Lumberjacks defense lead the Southland Conference with 31.0 sacks in 2012 and he also assisted coaching special teams. At Kansas, he coached with the defensive line and outside linebackers.

Prior to entering the coaching ranks, Carberry attended training camps of the Cleveland Browns (2005) and Carolina Panthers (2006) and spent the 2005 season on the practice squad of the Detroit Lions. He also played for the Berlin Thunder of NFL Europe in the spring of 2006. From 2007-08, he played in the Arena Football League for the New York Dragons and Philadelphia Soul and was a member of the Soul's 2008 Arena Bowl Championship squad.

Carberry also coached during his playing career, serving as the defensive coordinator, defensive line and inside linebackers coach at St. Ignatius College Prep (Ill.), during his AFL years in 2007-08. In 2006, he was a varsity assistant for Illinois state champion St. Rita High School, his alma mater.

Carberry, a four-year letterman at Ohio, earned All-MAC honors as senior team captain. The defensive lineman graduated from Ohio in 2005 with a bachelor's degree in marketing and earned his master's in sports administration from Kansas in 2010.

Carberry is married to his wife, Emily. The couple has one son, Frank, and one daughter, Elizabeth.

THE CARBERRY FILE

PERSONAL

HOMETOWN OAK LAWN, ILL.
COLLEGE OHIO (2005)
WIFE EMILY
CHILDREN FRANK, ELIZABETH

CARBERRY YEAR-BY-YEAR

AS ASSISTANT COACH

YEAR	SCHOOL	POSITION
2018-PR	STANFORD	RUN GAME COORDINATOR/OL
2016-17	WASHINGTON REDSKINS	ASSISTANT OL
2014-15	DALLAS COWBOYS	OFFENSIVE ASSISTANT
2012-13	STEPHEN F. AUSTIN	DE
2009-11	KANSAS	GRADUATE ASSISTANT
2007-08	ST. IGNATIUS COLLEGE PREP	DEFENSIVE COORDINATOR/SPECIAL TEAMS COORDINATOR





STANFORD FOOTBALL



RON GOULD

RUNNING BACKS

4TH SEASON AT STANFORD

31ST SEASON OVERALL

One of the most highly regarded running back coaches in the country, Ron Gould joined the Stanford staff in the spring of 2017. The 2020 season is his fourth on The Farm.

Gould spent the four seasons prior to his arrival at Stanford as head coach at UC Davis after a 16-year stint on Cal's coaching staff.

Five of the past eight Super Bowls have featured a running back whom Gould has coached.

Gould has made an immediate impact on the Cardinal during his first three seasons, as running back Bryce Love set the school's single-season (2,118) and single-game (301) rushing records while being named the 2017 Doak Walker Award winner. Love, also the Lombardi Award winner and Heisman Trophy runner-up as a junior, set Stanford's career records for yards/rush (6.79) and consecutive 100-yard rushing games (9). The unanimous All-American finished with the fourth-most rushing yards and fifth-most touchdowns in school history.

Love was drafted in the fourth round of the 2019 NFL Draft by the Washington Redskins.

In 2019, Gould helped fifth-year senior Cameron Scarlett rush for a career-high 840 yards and a team-best seven touchdowns. Scarlett also added 25 receptions for 240 yards. In addition to Scarlett, true freshmen backs Austin Jones and Nathaniel Peat combined for 54 carries, 284 yards and a touchdown on the ground while adding 19 catches for 151 yards.

In 2017, Love was the Pac-12 Offensive Player of the Year and winner of the Touchdown Club of Columbus Jim Brown Award. He ranked first among Power 5 conference running backs in over a dozen categories, including FBS records for 50-yard rushes (13), consecutive games with a 30-yard rush (13) and consecutive games with a 50-yard rush (11). Love's school-record 301 rushing yards on 25 carries (12.0 yards/rush) and three-touchdown performance against Arizona State was the eighth-best single-game rushing total in Pac-12 history. Love had 1,088 rushing yards through five games, fourth-most by any player in FBS history, and was the 11th running back in FBS history to gain 1,000 yards in his team's first five games. Love was the fastest Stanford running back to gain 1,000 yards rushing (fifth game, 87 carries) and the performance against the Sun Devils linked him with USC's Reggie Bush as the only Pac-12 players ever with 250 or more rushing yards in consecutive games.

Gould has mentored some of the top runners in the game, including Super Bowl champions C.J. Anderson (Denver Broncos), Shane Vereen (New England Patriots) and Marshawn Lynch (Seattle Seahawks). He also coached Jahvid Best, the former Detroit Lions back who showcased his speed while running the 100 meters for Saint Lucia in the 2016 Summer Olympics. The illustrious list of Gould-coached backs includes seven NFL Pro Bowl selections, three All-America first team choices -- including Love, Lynch and J.J. Arrington -- and six first-team all-conference performers.

His tenure with the Aggies was marked by notable recruiting classes, remarkable academic achievements by his team and three wins in the Causeway Classic against rival Sacramento State. Gould's emphasis on academic achievement yielded the Big Sky Conference's highest Academic Progress Rate from the NCAA for four straight years, and two consecutive Graduation Success Rates that paced the conference.

He didn't take long to place his stamp on the UC Davis running backs, helping guide Gabe Manzanares to the program's best rushing total (1,285 yards) in more than a decade in 2013. Manzanares went on to win Big Sky Newcomer of the Year honors while ranking among the conference and FCS leaders in several statistical categories. Manzanares was named to the All-Big Sky Sky third team in 2014 while finishing with 2,116 career yards in two seasons.

In 2015, UC Davis ranked second among FCS programs in time of possession (34:37) and tied for fifth in red-zone efficiency (.906). Gould's first season with the Aggies produced a tie for fourth in the Big Sky, a run of five victories over UC Davis' final eight games, and a convincing 34-7 win over Sacramento State in Gould's first Causeway Classic. He highlighted his second year by reclaiming the Golden Horseshoe with a 48-35 win over rival Cal Poly.

Gould joined the Aggies after an impressive career at Cal, where he developed several of college football's top tailbacks, a list that includes NFL players Lynch, Arrington, Best, Vereen, Adimchinobe Echemandu (Houston Texans), Justin Forsett (Houston Texans), Tarik Smith (Dallas Cowboys) and Will Ta'ufu'ou (Jacksonville Jaguars). Other players who got their start with Gould and later signed NFL contracts include Chris Manderino (Cincinnati Bengals) and Byron Storer (Tampa Bay Buccaneers).

Nine of the program's top 11 individual rushing seasons and six of Cal's all-time top rushers were coached by Gould. Lynch was the 2006 Pac-10 Offensive Player of the Year, Arrington was eighth in the 2006 Heisman Trophy voting after leading the country with 2,018 yards, and Best, who was a two-time All-Pac-10 first-team selection.

Lynch (2007) and Best (2010) were first-round picks in the NFL Draft, while Arrington and Vereen were second-round choices.

Cal enjoyed its best rushing season in more than a half century in 2004 when it averaged 256.8 rushing yards/game while scoring a school-record 30 touchdowns on the ground. The 2005 season brought much of the same with the Bears averaging 235.3 yards/game.

Gould played football at Oregon, where he graduated in 1988. He was a graduate assistant at Oregon before stops at Portland State (1992) and Boise State (1993-96) before landing at Cal.

From 1997-2007, he was the running backs coach for the Golden Bears before being elevated to associate head coach in 2008. He added running game coordinator duties beginning in 2011.

Gould was a candidate for the 2010 American Football Coaches Association Assistant Coach of the Year Award and served NFL internships with the Atlanta Falcons, Arizona Cardinals, Green Bay Packers, Los Angeles Rams, San Francisco 49ers and St. Louis Rams.

A native of Scottsdale, Arizona, Gould played defensive back at Scottsdale Community College from 1984-85, later to earn a scholarship to Wichita State. The Shockers discontinued their program, leading him to Oregon, where he played for the Ducks and earned his bachelor's degree in human services.

Gould and his wife, Teresa, have two sons -- Tevin and Trae.

THE GOULD FILE

PERSONAL

HOMETOWN SCOTTSDALE, ARIZ.
COLLEGE OREGON (1988)
WIFE TERESA
CHILDREN TEVIN, TRAE

GOULD YEAR-BY-YEAR

AS ASSISTANT COACH

YEAR	SCHOOL	POSITION
2017-PR	STANFORD	RB
2013-16	UC DAVIS	HEAD COACH
2011-12	CALIFORNIA	ASSOCIATE HEAD COACH
		RUN GAME COORDINATOR/RB
2008-10	CALIFORNIA	RUN GAME COORDINATOR/RB
1997-07	CALIFORNIA	RB
1993-96	BOISE STATE	DB
1992	PORTLAND STATE	DB
1990-91	OREGON	GRADUATE ASSISTANT





STANFORD FOOTBALL



BOBBY KENNEDY



WIDE RECEIVERS 3RD SEASON AT STANFORD 31ST SEASON OVERALL

The 2020 season is the third at Stanford for wide receivers coach Bobby Kennedy, who has coached in 17 bowl games, including four BCS contests (two BCS championship games, two Rose Bowls and one Fiesta Bowl).

Despite a young receiving group in 2019, Kennedy's group shined. Sophomore Michael Wilson led the team with 56 catches for 672 yards and five touchdowns, while sophomore Simi Fehoko finished with 24 catches for 566 yards and six scores. Fehoko's 23.58 yards per reception were the second-most in the country and set a new school record.

Additionally, junior WR Connor Wedington was second on the team with 51 catches for 506 yards and a touchdown, earning All-Pac-12 honorable mention for his prowess in kick returns, where he averaged 28.1 yards per return. Junior WR Osiris St. Brown had 27 catches for 263 yards and sophomore WR Brycen Tremayne, who earned a scholarship prior to the season, caught touchdowns on all three of his receptions.

Wedington was a member of the AFCA Allstate Good Works Team in 2019, given to 11 FBS players who exemplify outstanding community service.

In Kennedy's first season at Stanford, wide out JJ Arcega-Whiteside finished with the fifth-most receiving yards in a season in school history, tied a 14-year-old record with 14 touchdowns and was drafted in the second round of the 2019 NFL Draft by the Philadelphia Eagles.

Kennedy brought 26 years of collegiate coaching experience to The Farm. His most recent stops included four years as the wide receivers coach at Iowa (2013-16), and he held the same position at Colorado (2011-12).

The Hawkeyes reached a bowl game in all four years of Kennedy's tenure, including a perfect 12-0 regular season record in 2015, when Iowa won the West Division of the Big Ten Conference, participated in the 2016 Rose Bowl and ended the season in the top-10 of the national rankings.

In his first season at Colorado, he helped mold senior Toney Clemons into one of the nation's top receivers. Clemons was selected by Pittsburgh in the 2012 NFL Draft.

Kennedy joined the Colorado staff after spending time in Texas, where he spent seven seasons (2004-10) as wide receivers coach, the last six as the assistant recruiting coordinator. In his time at Texas, Kennedy

coached in two BCS National Championship games, the 2005 Rose Bowl victory over USC when the Longhorns won the national championship, and in 2009 against Alabama.

Kennedy's first season in Austin came immediately after the Longhorns had lost three wide receivers to the NFL. He proceeded to build a receiving corps that included three Biletnikoff Award candidates, including two semifinalists and one finalist.

Jordan Shipley and Quan Cosby both surpassed 85 receptions and 1,000 yards in 2008, becoming the 11th duo in NCAA history to each surpass 1,000 yards. In 2009, Shipley was a consensus All-American, setting Texas records for catches (116) and receiving yards (1,485), while matching the school record for receiving touchdowns (13).

Kennedy joined the Texas program from Washington, where he tutored wide receiver Reggie Williams to two All-America campaigns before he became the ninth overall pick in the 2004 NFL Draft. Williams set the Huskies' single-season marks for receptions (94) and receiving yards (1,454) in 2002. He finished his career as Washington's all-time leading receiver with 238 receptions and 3,536 yards.

Kennedy coached running backs at Arizona in 2001, and had a six-year tenure at Wake Forest, coaching the Demon Deacon running backs in 1999-2000 after four years (1995-98) as receivers coach.

Kennedy's first full-time coaching position came at Wyoming, where he coached wide receivers in 1993-94. He tutored two extremely talented receivers in Ryan Yarborough, who was second in the NCAA in receptions in 1993, and Marcus Harris, who led the nation in receiving yards in 1994. Both Harris and Yarborough earned All-America honors.

Kennedy began his coaching career in the Big Ten Conference with two graduate assistant positions, coaching at Illinois (1990-91) and Penn State (1992). At Penn State, he worked with the tight ends and coached two future All-Americans in Troy Drayton and Kyle Brady.

Kennedy earned a political science degree from Northern Colorado in 1989, after he played quarterback for four seasons (1985-88). He began his coaching career at Boulder High School (Colo.), his alma mater, where he lettered in football and track.

Kennedy was born in Denver and grew up in Boulder. He is married to the former LaShonda Lawrence.

THE KENNEDY FILE

PERSONAL

HOMETOWN BOULDER, COLO.
COLLEGE NORTHERN COLORADO (1989)
WIFE LASHONDA

KENNEDY YEAR-BY-YEAR

AS ASSISTANT COACH

YEAR	SCHOOL	POSITION
2018-PR	STANFORD	WR
2013-16	IOWA	WR
2011-12	COLORADO	WR
2004-10	TEXAS	WR
2002-03	WASHINGTON	WR
2001	ARIZONA	RB
1999-00	WAKE FOREST	RB
1995-98	WAKE FOREST	WR
1993-94	WYOMING	WR
1992	PENN STATE	GRADUATE ASSISTANT
1990-91	ILLINOIS	GRADUATE ASSISTANT





STANFORD FOOTBALL



DIRON REYNOLDS

DEFENSIVE LINE
5TH SEASON AT STANFORD
21ST SEASON OVERALL

Diron Reynolds first joined the Stanford coaching staff in 2014 as a defensive assistant, and rejoined the Cardinal as defensive line coach prior to the 2016 season. The 2020 season is his fifth as a full-time member of the Stanford staff.

Reynolds succeeded Randy Hart, and served as a defensive assistant while working with Hart during the 2014 season, when the Cardinal ranked third nationally in total defense and tied for fifth among FBS squads by registering 46.0 sacks.

Reynolds most recently instructed defensive tackle Harrison Phillips throughout his Cardinal career, and the All-American was selected 96th overall by the Buffalo Bills in the third round of the 2018 NFL Draft. Phillips was the fifth Stanford defensive lineman in as many seasons to be drafted. Phillips led Stanford in tackles with 103, the most of any defensive lineman in the nation. Among those 103 tackles were a team-best 17 for loss and 7.5 sacks, as well as two forced fumbles. He was a second-team All-America choice by the Football Writers Association of America, and the Associated Press voted him third-team All-America.

Phillips was also first-team all-conference and named a member of the America Football Coaches Association Good Works Team for his outstanding work in the community. He graduated two quarters early as a double major in science, technology and society, and sociology. Even more, he added a minor in education.

Reynolds also helped develop All-American Solomon Thomas into the third overall pick in the 2017 NFL Draft. Thomas, selected by the San Francisco 49ers, was the highest drafted Cardinal defensive player in program history. Thomas also won the Pac-12's Morris Trophy, given to the league's top lineman.

Reynolds' pedigree includes more than a decade of coaching in the NFL with Indianapolis, Miami and Minnesota. He was the defensive line coach at Oklahoma in 2015, helping lead the Sooners to a Big 12 Title, College Football Playoff berth and an 11-2 record.

Reynolds came to The Farm in 2014 following five seasons with the Minnesota Vikings, where he served as an assistant defensive line coach. Reynolds worked with Brendan Daly and Karl Dunbar on the unit, with Minnesota leading the NFL with 50 sacks and 15 fumble recoveries in 2011.

He spent the 2007 season with the Miami Dolphins as a defensive line coach and spent five seasons in Indianapolis as a member of Tony Dungy's coaching staff, where he served as a defensive quality control coach when the Colts won Super Bowl XLI. Reynolds worked alongside Colts defensive line coach John Teerlinck.

In 2001, Reynolds worked as a defensive tackles coach at Indiana. His first collegiate coaching experience came at his alma mater, Wake Forest, where he served as a graduate assistant in 1997-98 and outside linebackers coach from 1999-2000.

Reynolds began his coaching career in 1995 at Brookland-Cayce High School where he served as an assistant coach and strength and conditioning coach.

He earned four letters as a linebacker and special teams contributor at Wake Forest from 1990-93, graduating in 1994 with a degree in communication. He also earned a master's degree in liberal studies from Wake Forest in 1999.

Reynolds is married to Emon and the couple has four children.

THE REYNOLDS FILE

PERSONAL

HOMETOWN AIKEN, S.C.
COLLEGE WAKE FOREST (1994)
WIFE EMON

REYNOLDS YEAR-BY-YEAR

AS ASSISTANT COACH

YEAR	SCHOOL	POSITION
2016-PR	STANFORD	DL
2015	OKLAHOMA	DL
2014	STANFORD	DEFENSIVE ASSISTANT
2009-13	MINNESOTA VIKINGS	ASSISTANT DL
2007	MIAMI DOLPHINS	DL
2002-06	INDIANAPOLIS COLTS	DEFENSIVE QC
2001	INDIANA	DT
1999-00	WAKE FOREST	OLB
1997-98	WAKE FOREST	GRADUATE ASSISTANT
1995-96	BROOKLAND-CAYCE HS.	ASSISTANT COACH





STANFORD FOOTBALL



ERIC SANDERS



INSIDE LINEBACKERS
1ST SEASON AT STANFORD
14TH SEASON OVERALL

Eric Sanders begins his second stint on The Farm, and first as a full-time assistant coach in 2020 as he will work with the Cardinal inside linebackers. Sanders, who has nine years of coaching experience in the NFL, spent the 2015 season as a defensive assistant at Stanford.

Sanders spent the 2019 season as a defensive assistant with the New York Jets following three years in a similar capacity with the Cleveland Browns.

Sanders spent the 2015 season working with the Cardinal defensive line, helping Stanford to the Pac-12 and Rose Bowl titles. During that Rose Bowl campaign, Sanders mentored future NFL stars such as Harrison Phillips, Brennan Scarlett and Solomon Thomas.

Prior to his time at Stanford in 2015, he spent five seasons with the Oakland Raiders, first as an offensive quality control coach before making the switch to the defensive side of the ball. Sanders spent two seasons coaching linebackers at UC Davis before making his move to the NFL. He also spent the 2007 season as a graduate assistant at Utah State, working with the defensive line.

Sanders is a 2005 graduate of UC Davis, where he began his career as a student assistant coach and video coordinator in 2003. After graduation, he transitioned to a coaching role as assistant offensive line and tight ends coach for two seasons.

He and his wife, Maki Ishihara-Sanders, have one son, EJ.

THE SANDERS FILE

PERSONAL

HOMETOWN SAN FRANCISCO, CALIF.
COLLEGE UC DAVIS (2005)
WIFE MAKI
CHILDREN EJ

SANDERS YEAR-BY-YEAR

AS ASSISTANT COACH

YEAR	SCHOOL	POSITION
2020-PR	STANFORD	ILB
2019	NEW YORK JETS	DEFENSIVE ASSISTANT
2016-18	CLEVELAND BROWNS	DEFENSIVE ASSISTANT
2015	STANFORD	DEFENSIVE ASSISTANT
2010-14	OAKLAND RAIDERS	QUALITY CONTROL
2008-09	UC DAVIS	LINEBACKERS
2007	UTAH STATE	GRADUATE ASSISTANT





STANFORD FOOTBALL



MORGAN TURNER

TIGHT ENDS
8TH SEASON AT STANFORD
11TH SEASON OVERALL

Morgan Turner is in his eighth season as a full-time member of the coaching staff in 2020 and his 11th season overall with the program.

Turner has worked closely with the program's West Coast offense and helped define a physical style of play that has separated Stanford from other programs. Stanford has become especially well-known for its recent production of NFL tight ends with Turner helping to develop recent players Dalton Schultz, Austin Hooper, Konrad Reuland, Coby Fleener, Levine Toilolo and Zach Ertz, as well as Kaden Smith and Stanford's most recent draft pick, Colby Parkinson.

Parkinson, a fourth-round pick of the Seattle Seahawks in 2020, was a semifinalist for the Mackey Award and an All-Pac-12 second team honoree in 2019 finished the year with 48 receptions and 589 yards and one touchdown.

In fact, Super Bowl LI featured two Turner pupils: Atlanta's Toilolo and Hooper. Hooper, in his first NFL season, caught a 19-yard second-quarter touchdown to become the first rookie in 17 years to record a touchdown reception in the Super Bowl.

Turner's direction and guidance of Cardinal tight ends has played a significant role in Stanford's offensive production and the recent development of Schultz and Smith. A fourth-round selection by the Dallas Cowboys, Schultz was an All-Pac-12 first team selection in 2017. He was one of four standout tight ends to see significant time in 2017, as the unit accounted for over half of Stanford's receiving touchdowns (12 of 23). Smith was also a member of that unit and then led the Cardinal tight ends in 2018 with 635 receiving yards en route to all-conference second team honors.

Stanford's tight ends amassed 49 receptions for 625 yards and nine touchdowns in 2015, as the group was led by Hooper, an All-America performer and third-round draft pick.

The unit compiled 55 receptions for 763 yards and five touchdowns in 2014 and helped pave the way for the Cardinal rushing game, which averaged 158.8 yards/game and broke 200 yards in each of the last three games on the season.

Hooper led the way for Stanford in 2014, catching 40 passes for 499

yards and two touchdowns. Hooper was named to the All-Pac-12 second team and Scout Freshman All-America first team for his efforts.

In his first season as the tight ends coach, Turner helped continue the tradition of Stanford's power rushing offense. The 2013 tight ends corps played an integral part in Stanford rushing for 2,904 yards in 14 games.

In 2012, Ertz was named unanimous All-America. Ertz and Toilolo combined to catch 93 passes for 1,291 yards and 10 touchdowns in 2012 as Stanford led all schools nationally in tight end productivity. Toilolo led Stanford in yards/catch (16.4), while Ertz led the nation's tight ends in receptions and yards.

Turner served as an offensive assistant from 2011-12 after having served as a sports performance intern during the 2010 season.

Prior to his arrival at Stanford, Turner spent the 2009 season as the quarterbacks coach at Indiana State, where he worked under head coach Trent Miles and offensive coordinator Troy Walters, a former Stanford All-America flanker.

During the 2008 season, Turner served as the quarterbacks coach and scout team coordinator for Illinois' Central High School. Turner helped Central to a berth in the Illinois state playoffs.

A 2009 graduate of Illinois, Turner served as a student coach for the Fighting Illini during the 2004 season.

The Champaign, Illinois, native earned a bachelor's degree in finance from Illinois.

Turner lives in Palo Alto with his wife, Melissa, their son, Nicolas, and their daughter, Mia.

THE TURNER FILE

PERSONAL

HOMETOWN CHAMPAIGN, ILL.
COLLEGE ILLINOIS (2009)
WIFE MELISSA
CHILDREN NICOLAS, MIA

TURNER YEAR-BY-YEAR

AS ASSISTANT COACH

YEAR	SCHOOL	POSITION
2013-PR	STANFORD	TE
2011-12	STANFORD	OFFENSIVE ASSISTANT
2010	STANFORD	SPORTS PERFORMANCE INTERN
2009	INDIANA STATE	QB





STANFORD FOOTBALL




Tsuyoshi Kawata
Offensive Quality Control Analyst

Timot Lamarre
Offensive Quality Control Analyst

Greg Mangan
Offensive Quality Control Analyst

Steve Donatell
Defensive Quality Control Analyst

Matt Moran
Special Teams Quality Control Analyst



John Sikora
Offensive Graduate Assistant

Patrick Moynahan
Defensive Graduate Assistant

Bill Doane
Defensive Graduate Assistant

Jonathan McDonald
Defensive Graduate Assistant



STANFORD FOOTBALL




Matt Doyle
Senior Associate Athletics Director
Director of Football Operations and
Player Development

Mike Eubanks
Associate Athletics Director
Recruiting and Football Relations

Callie Dale
Assistant Athletics Director
Football Operations and Student-
Athlete Well-Being

Kate Dalman
Operations and Recruiting Assistant

Theresa Miraglia
Assistant Director
Finance & Administration



Cullen Carroll
Kissick Family Director of Sports
Performance

Darius Reese
Associate Football Sports
Performance Coach

James Perez
Associate Football Sports
Performance Coach

Sam Contorno
Assistant Sports Performance Coach

Matthew Gebert
Assistant Sports Performance Coach



Alexa Malone
Associate Director
Recruiting Operations

Ryan McGrady
Assistant Director
Recruiting Operations

Lauren Reid
Academic Advising

Melissa Stringer
Academic Advising

Nick Combo
Academic Advising



STANFORD FOOTBALL



Seth Sherman, MD
Team Physician



Gerald Keane, MD
Team Physician



Calvin Hwang, MD
Team Physician



Anthony Pass
Director of Athletic Training



Floyd Vitocruz
Head Physical Therapist



Nathan Peck
Head Football Athletic Trainer



Karmont Mak
Associate Athletic Trainer




Emily Wilder
Assistant Athletic Trainer



Wednesday Bienusa
Assistant Athletic Trainer



Kelli Moran-Miller
Sport Psychology



Sebastian Zorn
Nutrition



Gregory Valenzisi
Director, Football Equipment



Roy Abousamra
Assistant Equipment Manager



Mike Gleeson
Video Director



2019 TEAM STATISTICS



2019 SCHEDULE & RESULTS

RECORD: 4-8 (3-6 PAC-12)
HOME: 3-4 ROAD: 1-4 NEUTRAL: 0-0

DATE	STAN RANK	OPPONENT	W/L	SCORE	ATT
Aug. 31	25/23	NR/25 NORTHWESTERN	W	17-7	37,179
Sept. 7	23/23	at USC *	L	20-45	62,109
Sept. 14	NR/RV	at 17/16 UCF	L	27-45	45,008
Sept. 21		16/17 OREGON *	L	6-21	39,249
Sept. 28		at Oregon State *	W	31-28	32,326
Oct. 5		15/16 WASHINGTON *	W	23-13	33,225
Oct. 17		UCLA *	L	16-34	31,464
Oct. 26		ARIZONA *	W	41-31	31,711
Nov. 9		at Colorado *	L	13-16	49,224
Nov. 16		at Washington State *	L	22-49	32,952
Nov. 23		CALIFORNIA *	L	20-24	48,904
Nov. 30		15/15 NOTRE DAME	L	24-45	37,391

* Pac-12 Conference game

RUSHING

NAME	G	ATT	GAIN	LOST	NET	AVG	TD	LONG	AVG/G
Scarlett, Cameron	12	201	884	44	840	4.2	7	45	70.0
Jones, Austin	12	45	234	7	227	5.0	1	35	18.9
Maddox, Dorian	8	22	79	4	75	3.4	0	11	9.4
Peat, Nathaniel	12	9	57	0	57	6.3	0	14	4.8
Mills, Davis	8	32	115	71	44	1.4	0	17	5.5
Wedington, Connor	11	3	30	0	30	10.0	0	17	2.7
Costello, K.J.	5	18	62	38	24	1.3	0	14	4.8
St. Brown, Osiris	12	2	12	0	12	6.0	0	8	1.0
TEAM	6	2	0	15	-15	-7.5	0	0	-2.5
West, Jack	2	12	12	40	-28	-2.3	0	7	-14.0
Total.....	12	346	1485	219	1266	3.7	8	45	105.5
Opponents.....	12	406	2156	347	1809	4.5	17	73	150.8

PASSING

NAME	G	EFF	C-A-I	PCT	YDS	TD	LONG	YPG
Mills, Davis	8	144.79	158-241-5	65.6	1960	11	54	245.0
Costello, K.J.	5	121.55	102-167-3	61.1	1038	6	79	207.6
West, Jack	2	84.41	15-32-0	46.9	143	0	35	71.5
TEAM	6	0.00	0-3-0	0.0	0	0	0	0.0
Parkinson, Colby	12	497.20	1-1-0	100.0	8	1	8	0.7
Total.....	12	131.51	276-444-8	62.2	3149	18	79	262.4
Opponents.....	12	151.29	270-413-8	65.4	3354	27	45	279.5

TEAM TOTALS

	STANFORD	OPPONENTS
SCORING	260	358
Points Per Game	21.7	29.8
Points Off Turnovers	33	48
FIRST DOWNS	237	274
Rushing	70	102
Passing	143	153
Penalty	24	19
RUSHING YARDAGE	1266	1809
Yards gained rushing	1485	2156
Yards lost rushing	219	347
Rushing Attempts	346	406
Average Per Rush	3.7	4.5
Average Per Game	105.5	150.8
TDs Rushing	8	17
PASSING YARDAGE	3149	3354
Comp-Att-Int	276-444-8	270-413-8
Average Per Pass	7.1	8.1
Average Per Catch	11.4	12.4
Average Per Game	262.4	279.5
TDs Passing	18	27
TOTAL OFFENSE	4415	5163
Total Plays	790	819
Average Per Play	5.6	6.3
Average Per Game	367.9	430.2
KICK RETURNS: #-Yards	32-770	25-525
PUNT RETURNS: #-Yards	13-93	11-88
INT RETURNS: #-Yards	8-15	8-55
KICK RETURN AVERAGE	24.1	21.0
PUNT RETURN AVERAGE	7.2	8.0
INT RETURN AVERAGE	1.9	6.9
FUMBLES-LOST	7-5	7-4
PENALTIES-Yards	75-585	74-683
Average Per Game	48.8	56.9
PUNTS-Yards	56-2221	45-1885
Average Per Punt	39.7	41.9
Net punt average	37.4	38.5
KICKOFFS-Yards	58-3504	71-4396
Average Per Kick	60.4	61.9
Net kick average	40.2	39.5
TIME OF POSSESSION/Game	32:11	27:49
3RD-DOWN Conversions	65/166	71/157
3rd-Down Pct	39%	45%
4TH-DOWN Conversions	4/13	10/16
4th-Down Pct	31%	62%
SACKS BY-Yards	27-194	29-142
MISC YARDS	0	9
TOUCHDOWNS SCORED	29	45
FIELD GOALS-ATTEMPTS	19-25	15-21
ON-SIDE KICKS	0-1	0-0
RED-ZONE SCORES	(30-34) 88%	(41-48) 85%
RED-ZONE TOUCHDOWNS	(16-34) 47%	(32-48) 67%
PAT-ATTEMPTS	(27-27) 100%	(43-45) 96%
ATTENDANCE	259123	221619
Games/Avg Per Game	7/37018	5/44324
Neutral Site Games		0/0

SCORE BY QUARTER

	1st	2nd	3rd	4th	OT	TOTAL
STANFORD	64	91	39	66	0	260
OPPONENTS	103	91	47	117	0	358



2019 INDIVIDUAL STATISTICS



RECEIVING

NAME	G	NO	YDS	AVG	TD	LONG	AVG/G
Wilson, Michael	12	56	672	12.0	5	47	56.0
Wedington, Connor	11	51	506	9.9	1	43	46.0
Parkinson, Colby	12	48	589	12.3	1	36	49.1
St. Brown, Osiris	12	27	263	9.7	0	31	21.9
Scarlett, Cameron	12	25	240	9.6	0	26	20.0
Fehoko, Simi	12	24	566	23.6	6	79	47.2
Jones, Austin	12	14	108	7.7	0	24	9.0
Peat, Nathaniel	12	5	43	8.6	0	21	3.6
Maddox, Dorian	8	4	37	9.2	0	27	4.6
Fisk, Tucker	11	4	30	7.5	0	16	2.7
Harrington, Scooter	12	4	23	5.8	0	12	1.9
Symonds, Jay	12	4	11	2.8	0	8	0.9
Tremayne, Brycen	12	3	22	7.3	3	14	1.8
Heimuli, Houston	12	3	3	1.0	0	4	0.2
Stewart, Donald	5	1	40	40.0	1	40	8.0
Mills, Davis	8	1	8	8.0	1	8	1.0
Archer, Bradley	2	1	0	0.0	0	0	0.0
Costello, K.J.	5	1	-12	-12.0	0	0	-2.4
Total.....	12	276	3149	11.4	18	79	262.4
Opponents.....	12	270	3354	12.4	27	45	279.5

ALL-PURPOSE

NAME	G	RUSH	PUNT		IR	TOTAL	YPG	
			RET	KO				
Wedington, Connor	11	30	506	0	590	0	1126	102.4
Scarlett, Cameron	12	840	240	0	0	0	1080	90.0
Wilson, Michael	12	0	672	72	55	0	799	66.6
Parkinson, Colby	12	0	589	0	0	0	589	49.1
Fehoko, Simi	12	0	566	0	0	0	566	47.2
Jones, Austin	12	227	108	0	60	0	395	32.9
St. Brown, Osiris	12	12	263	0	0	0	275	22.9
Peat, Nathaniel	12	57	43	0	65	0	165	13.8
Maddox, Dorian	8	75	37	0	0	0	112	14.0
Mills, Davis	8	44	8	0	0	0	52	6.5
Stewart, Donald	5	0	40	0	0	0	40	8.0
Fisk, Tucker	11	0	30	0	0	0	30	2.7
Harrington, Scooter	12	0	23	0	0	0	23	1.9
Tremayne, Brycen	12	0	22	0	0	0	22	1.8
Jorgensen, Spencer	10	0	0	21	0	0	21	2.1
Costello, K.J.	5	24	-12	0	0	0	12	2.4
Parson, J.J.	10	0	0	0	0	11	11	1.1
Symonds, Jay	12	0	11	0	0	0	11	0.9
Adebo, Paulson	9	0	0	0	0	4	4	0.4
Heimuli, Houston	12	0	3	0	0	0	3	0.2
TEAM	6	-15	0	0	0	0	-15	-2.5
West, Jack	2	-28	0	0	0	0	-28	-14.0
Total.....	12	1266	3149	93	770	15	5293	441.1
Opponents.....	12	1809	3354	88	525	55	5831	485.9

TOTAL OFFENSE

NAME	G	PLAYS	RUSH	PASS	YDS	YPG
Mills, Davis	8	273	44	1960	2004	250.5
Costello, K.J.	5	185	24	1038	1062	212.4
Scarlett, Cameron	12	201	840	0	840	70.0
Jones, Austin	12	45	227	0	227	18.9
West, Jack	2	44	-28	143	115	57.5
Maddox, Dorian	8	22	75	0	75	9.4
Peat, Nathaniel	12	9	57	0	57	4.8
Wedington, Connor	11	3	30	0	30	2.7
St. Brown, Osiris	12	2	12	0	12	1.0
Parkinson, Colby	12	1	0	8	8	0.7
TEAM	6	5	-15	0	-15	-2.5
Total.....	12	790	1266	3149	4415	367.9
Opponents.....	12	819	1809	3354	5163	430.2

PUNTING

NAME	NO	YDS	AVG	LONG	TB	FC	I20	50+	BLK
Sanborn, Ryan	52	2106	40.5	68	2	19	18	9	1
Gracey, Alex	3	115	38.3	44	0	1	2	0	0
TEAM	1	0	0.0	0	0	0	0	0	0
Total.....	56	2221	39.7	68	2	20	20	9	1
Opponents.....	45	1885	41.9	59	3	17	18	8	1

KICK RETURNS

NAME	NO	YDS	AVG	TD	LONG
Wedington, Connor	21	590	28.1	0	60
Jones, Austin	4	60	15.0	0	22
Wilson, Michael	4	55	13.8	0	19
Peat, Nathaniel	3	65	21.7	0	27
Total.....	32	770	24.1	0	60
Opponents.....	25	525	21.0	0	83

PUNT RETURNS

NAME	NO	YDS	AVG	TD	LONG
Wilson, Michael	12	72	6.0	0	27
Jorgensen, Spencer	1	21	21.0	0	0
Tremayne, Brycen	0	0	0.0	1	0
Total.....	13	93	7.2	1	27
Opponents.....	11	88	8.0	0	20

INTERCEPTIONS

NAME	NO	YDS	AVG	TD	LONG
Adebo, Paulson	4	4	1.0	0	2
McGill, Jonathan	1	0	0.0	0	0
Pryts, Andrew	1	0	0.0	0	0
Kelly, Kyu Blu	1	0	0.0	0	0
Parson, J.J.	1	11	11.0	0	11
Total.....	8	15	1.9	0	11
Opponents.....	8	55	6.9	0	40

FUMBLE RETURNS

NAME	NO	YDS	AVG	TD	LONG
McGill, Jonathan	1	28	28.0	1	28
Fox, Jordan	0	0	0.0	1	0
Total.....	1	28	28.0	2	28
Opponents.....	1	18	18.0	1	18

KICKOFFS

NAME	NO	YDS	AVG	TB	OB	RETN	NET	YDLN
Toner, Jet	30	1761	58.7	12	3			
Sanborn, Ryan	27	1694	62.7	14	0			
Gracey, Alex	1	49	49.0	0	0			
Total.....	58	3504	60.4	26	3	525	40.2	24
Opponents.....	71	4396	61.9	33	4	770	39.5	25



2019 STANFORD SCORING DRIVES



Stanford Drives vs. Northwestern

Qtr	Time	Play	Plays-Yards	TOP	Score
2nd	3:12	Wilson 2 yd pass from Costello (Toner PAT)	15-90	8:22	STAN 7-NU 0
	0:00	Toner 51 yd field goal	5-33	:40	STAN 10-NU 0
4th	0:20	Fox fumble recovery in end zone (Toner PAT)	---	---	STAN 17-NU 7

Stanford Drives vs. USC

Qtr	Time	Play	Plays-Yards	TOP	Score
1st	5:39	Wedington 15 yd pass from Mills (Toner PAT)	7-35	4:11	STAN 7-USC 3
2nd	14:56	Scarlett 3 yd run (Toner PAT)	8-80	3:14	STAN 14-USC 3
	13:47	Toner 32 yd field goal	4-7	1:02	STAN 17-USC 3
	8:00	Toner 37 yd field goal	7-57	3:21	STAN 20-USC 10

Stanford Drives vs. UCF

Qtr	Time	Play	Plays-Yards	TOP	Score
1st	5:49	Jones 35 yd run (Toner PAT)	6-79	2:32	STAN 7-UCF 21
3rd	8:17	Toner 36 yd field goal	10-28	5:07	STAN 10-UCF 38
4th	14:54	Wilson 24 yd pass from Costello (TonerPAT)	13-75	5:20	STAN 17-UCF 38
	07:57	Toner 35 yd field goal	9-58	3:20	STAN 20-UCF 45
	01:41	McGill 28 yd fumble recovery (Toner PAT)	---	---	STAN 27-UCF 45

Stanford Drives vs. Oregon

Qtr	Time	Play	Plays-Yards	TOP	Score
1st	8:43	Toner 32 yd field goal	12-61	6:17	STAN 3-ORE 0
4th	7:32	Toner 38 yd field goal	7-39	3:08	STAN 6-ORE 21

Stanford Drives vs. Oregon State

Qtr	Time	Play	Plays-Yards	TOP	Score
1st	1:37	Wilson 26 yd pass from Mills (Toner PAT)	6-68	3:28	STAN 7-OSU 0
2nd	1:24	Parkinson 3 yd pass from Mills (Toner PAT)	10-80	5:06	STAN 14-OSU 0
3rd	6:14	Tremayne 3 yd pass from Mills (Toner PAT)	11-80	5:48	STAN 21-OSU 0
4th	9:31	Mills 8 yd pass from Parkinson (Toner PAT)	6-72	2:47	STAN 28-OSU 14
	0:01	Toner 39 yd field goal	7-29	1:44	STAN 31-OSU 28

Stanford Drives vs. Washington

Qtr	Time	Play	Plays-Yards	TOP	Score
1st	9:51	Toner 20 yd field goal	11-80	5:09	STAN 3-WASH 0
2nd	12:58	Toner 20 yd field goal	13-73	6:33	STAN 6-WASH 7
	10:00	Fehoko 42 yd pass from Mills (Toner PAT)	4-73	2:02	STAN 13-WASH 7
3rd	6:02	Scarlett 4 yd run (Toner PAT)	7-47	2:52	STAN 20-WASH 10
4th	8:04	Toner 36 yd field goal	5-22	2:42	STAN 23-WASH 13

Stanford Drives vs. UCLA

Qtr	Time	Play	Plays-Yards	TOP	Score
1st	11:45	Toner 42 yd field goal	8-51	3:15	STAN 3-UCLA 0
	1:29	Tremayne 0 yd blocked punt return (Sanborn PAT)	---	---	STAN 10-UCLA 14
4th	2:50	Scarlett 6 yd run (West pass failed)	7-75	4:05	STAN 16-UCLA 34

Stanford Drives vs. Arizona

Qtr	Time	Play	Plays-Yards	TOP	Score
1st	8:20	Scarlett 1 yd run (Sanborn PAT)	8-75	3:47	STAN 7-ARIZ 3
2nd	14:54	Tremayne 14 yd pass from Costello (Sanborn PAT)	7-49	2:50	STAN 14-ARIZ 10
	7:55	Scarlett 8 yd run (Sanborn PAT)	9-75	5:04	STAN 21-ARIZ 10
	4:36	Fehoko 44 yd pass from Costello (Sanborn PAT)	5-66	2:44	STAN 28-ARIZ 17
	0:07	Sanborn 33 yd field goal	10-60	1:34	STAN 31-ARIZ 24
3rd	5:11	Fehoko 14 yd pass from Costello (Sanborn PAT)	8-65	4:21	STAN 38-ARIZ 31
4th	6:18	Sanborn 21 yd field goal	10-60	5:59	STAN 41-ARIZ 31

Stanford Drives vs. Colorado

Qtr	Time	Play	Plays-Yards	TOP	Score
1st	5:58	Sanborn 40 yd field goal	11-53	5:16	STAN 3-COLO 7
2nd	9:09	Sanborn 36 yd field goal	8-47	3:28	STAN 6-COLO 7
4th	14:05	Fehoko 79 yd pass from Costello (Sanborn PAT)	4-74	1:50	STAN 13-COLO 10

Stanford Drives vs. Washington State

Qtr	Time	Play	Plays-Yards	TOP	Score
2nd	11:19	STAN - Fehoko 28 yd pass from Mills (Sanborn PAT)	2-75	0:48	STAN 7-WSU 19
	1:41	STAN - Wilson 23 yd pass from Mills (Sanborn PAT)	9-99	4:40	STAN 14-WSU 19
3rd	4:18	STAN - Fehoko 10 yd pass from Mills (Scarlett rush)	4-83	2:17	STAN 22-WSU 25

Stanford Drives vs. California

Qtr	Time	Play	Plays-Yards	TOP	Score
1st	13:00	Stewart 40 yd pass from Mills (Sanborn PAT)	4-60	2:00	STAN 7-CAL 0
2nd	11:45	Sanborn 48 yd field goal	8-45	3:59	STAN 10-CAL 7
3rd	2:09	Scarlett 1 yd run (Sanborn PAT)	6-30	2:59	STAN 17-CAL 10
4th	2:23	Sanborn 44 yd field goal	10-39	5:17	STAN 20-CAL 17

Stanford Drives vs. Notre Dame

Qtr	Time	Play	Plays-Yards	TOP	Score
1st	11:26	Tremayne 5 yd pass from Mills (Sanborn PAT)	7-75	3:34	STAN 7-ND 0
	1:35	Sanborn 24 yd field goal	16-82	8:15	STAN 10-ND 7
2nd	9:29	Wilson 27 yd pass from Mills (Sanborn PAT)	5-46	1:42	STAN 17-ND 7
4th	1:54	Scarlett 9 yd run (Sanborn PAT)	7-62	3:12	STAN 24-ND 38



2019 OPPONENT SCORING DRIVES



Northwestern Drives vs. Stanford

Qtr	Time	Play	Plays-Yards	TOP	Score
4th	7:49	Moten IV 1 yd run (Kuhbander PAT)	12-50	4:26	STAN 10-NU 7

USC Drives vs. Stanford

Qtr	Time	Play	Plays-Yards	TOP	Score
1st	10:03	McGrath 23 yd field goal	12-72	4:57	STAN 0-USC 3
2nd	11:29	St. Brown 39 yd pass from Slovis (McGrath PAT)	6-75	2:18	STAN 17-USC 10
	4:54	Carr 25 yd run (McGrath PAT)	7-75	2:59	STAN 20-USC 17
	0:31	St. Brown 7 yd pass from Slovis (McGrath PAT)	7-70	1:50	STAN 20-USC 24
3rd	0:44	Malepeai 4 yd run (McGrath PAT)	7-70	2:37	STAN 20-USC 31
4th	10:19	Malepeai 6 yd run (McGrath PAT)	7-39	3:02	STAN 20-USC 38
	6:01	Vaughns 16 yd pass from Slovis (McGrath PAT)	4-34	2:20	STAN 20-USC 45

UCF Drives vs. Stanford

Qtr	Time	Play	Plays-Yards	TOP	Score
1st	11:41	Williams 28 yd pass from Gabriel (Barnas PAT)	8-77	1:53	STAN 0-UCF 7
	10:44	McCrae 1 yd run (Barnas PAT)	1-1	0:02	STAN 0-UCF 14
	8:21	Nixon 38 yd pass from Gabriel (Barnas PAT)	6-62	1:28	STAN 0-UCF 21
	4:33	Davis 38 yd pass from Gabriel (Barnas PAT)	5-65	1:16	STAN 7-UCF 28
2nd	7:37	Barnas 21 yd field goal	11-72	3:38	STAN 7-UCF 31
4th	1:00	Anderson 1 yd run (Barnas PAT)	7-96	3:43	STAN 7-UCF 38
	11:17	Hescock 1 yd pass from Gabriel (Barnas PAT)	8-67	3:37	STAN 17-UCF 45

Oregon Drives vs. Stanford

Qtr	Time	Play	Plays-Yards	TOP	Score
1st	4:13	Redd 36 yd pass from Herbert (Lewis PAT)	2-55	0:35	STAN 3-ORE 7
2nd	5:58	Breeland 16 yd pass from Herbert (Lewis PAT)	10-80	4:12	STAN 3-ORE 14
4th	10:40	Breeland 24 yd pass from Herbert (Lewis PAT)	5-50	2:01	STAN 3-ORE 21

Oregon State Drives vs. Stanford

Qtr	Time	Play	Plays-Yards	TOP	Score
3rd	1:21	Hodgins 11 yd pass from Luton (Choukair PAT)	11-75	4:53	STAN 21-OSU 7
4th	12:23	Pierce 43 yd run (Choukair PAT)	8-95	2:21	STAN 21-OSU 14
	7:05	Baylor 1 yd run (Choukair PAT)	6-75	2:26	STAN 28-OSU 21
	1:55	Pierce 1 yd run (Choukair PAT)	10-77	2:34	STAN 28-OSU 28

Washington Drives vs. Stanford

Qtr	Time	Play	Plays-Yards	TOP	Score
1st	4:31	Otton 3 yd pass from Eason (Henry PAT)	10-75	5:20	STAN 3-WASH 7
2nd	5:59	Henry 25 yd field goal	11-92	4:01	STAN 13-WASH 10
3rd	3:16	Henry 38 yd field goal	7-79	2:46	STAN 20-WASH 13

UCLA Drives vs. Stanford

Qtr	Time	Play	Plays-Yards	TOP	Score
1st	8:16	Phillips 19 yd pass from Thompson-Robinson (Molson PAT)	9-69	3:20	STAN 3-UCLA 7
	4:48	Phillips 3 yd pass from Thompson-Robinson (Molson PAT)	5-50	1:43	STAN 3-UCLA 14
2nd	5:31	Thompson-Robinson 1 yd run (Molson PAT)	6-85	2:44	STAN 10-UCLA 21
3rd	11:02	Molson, JJ 43 yd field goal	11-50	3:58	STAN 10-UCLA 24
	3:12	Molson, JJ 49 yd field goal	5-29	2:06	STAN 10-UCLA 27
4th	6:55	Kelley 54 yd run (Molson PAT)	3-61	1:30	STAN 10-UCLA 34

Arizona Drives vs. Stanford

Qtr	Time	Play	Plays-Yards	TOP	Score
1st	12:07	Havrisik 29 yd field goal	9-64	2:53	STAN 0-ARIZ 3
	2:55	Johnson 8 yd pass from Gunnell (Havrisik PAT)	8-65	2:41	STAN 7-ARIZ 10
2nd	7:29	Tate 57 yd run (Havrisik PAT)	2-75	0:26	STAN 21-ARIZ 17
	1:41	Joiner 18 yd pass from Tate (Havrisik PAT)	8-75	2:55	STAN 28-ARIZ 24
3rd	9:32	Dixon 9 yd pass from Tate (Havrisik PAT)	8-73	2:37	STAN 31-ARIZ 31

Colorado Drives vs. Stanford

Qtr	Time	Play	Plays-Yards	TOP	Score
1st	11:14	Montez 13 yd run (Price PAT)	9-75	3:46	STAN 0-COLO 7
2nd	0:32	Price 34 yd field goal	13-63	3:10	STAN 6-COLO 10
4th	7:34	Price 23 yd field goal	14-69	6:31	STAN 13-COLO 13
	0:00	Price 37 yd field goal	13-61	6:00	STAN 13-COLO 16

Washington State Drives vs. Stanford

Qtr	Time	Play	Plays-Yards	TOP	Score
1st	11:02	WSU - Winston 29 yd pass from Gordon (Mazza PAT blockd)	11-72	3:58	STAN 0-WSU 6
	3:02	WSU - Martin 16 yd pass from Gordon (Mazza PAT)	11-96	5:17	STAN 0-WSU 13
2nd	12:07	WSU - Winston 15 yd pass from Gordon (Mazza PAT missed)	10-97	3:06	STAN 0-WSU 19
	0:25	WSU - Mazza 35 yd field goal	7-49	1:16	STAN 14-WSU 22
3rd	6:35	WSU - Mazza 38 yd field goal	8-58	3:59	STAN 14-WSU 25
	3:29	WSU - Arconado 5 yd pass from Gordon (Mazza PAT)	2-10	:49	STAN 22-WSU 32
4th	13:02	WSU - Mazza 35 yd field goal	7-52	2:11	STAN 22-WSU 35
	7:09	WSU - Borghi 2 yd pass from Gordon (Mazza PAT)	7-49	3:42	STAN 22-WSU 42
	3:14	WSU - Borghi 4 yd run (Mazza PAT)	5-80	2:31	STAN 22-WSU 49

California Drives vs. Stanford

Qtr	Time	Play	Plays-Yards	TOP	Score
1st	0:45	Brown Jr. 7 yd run (Thomas PAT)	13-90	6:02	STAN 7-CAL 7
2nd	7:37	Thomas 49 yd field goal	9-43	4:08	STAN 10-CAL 10
4th	7:44	Remigio 18 yd pass from Garbers (Thomas PAT)	5-84	2:15	STAN 17-CAL 17
	1:19	Garbers 16 yd run (Thomas PAT)	6-75	1:04	STAN 20-CAL 24

Notre Dame Drives vs. Stanford

Qtr	Time	Play	Plays-Yards	TOP	Score
1st	9:54	JONES 16 yd pass from BOOK (DOERER PAT)	5-80	1:27	STAN 7-ND 7
2nd	3:01	TREMBLE 6 yd pass from BOOK (DOERER PAT)	3-1	1:44	STAN 17-ND 14
	1:20	CLAYPOOL 41 yd pass from BOOK (DOERER PAT)	3-76	0:21	STAN 17-ND 21
3rd	3:10	CLAYPOOL 8 yd pass from BOOK (DOERER PAT)	8-86	3:59	STAN 17-ND 28
4th	13:36	DOERER 42 yd field goal	6-24	1:34	STAN 17-ND 31
	5:10	FLEMISTER 1 yd run (DOERER PAT)	10-72	5:55	STAN 17-ND 38
	0:41	KAREEM 0 yd fumble recovery (DOERER PAT)	---	---	STAN 24-ND 45



2019 SUPERLATIVES



INDIVIDUAL SINGLE-GAME SUPERLATIVES

CATEGORY	NO.	STANFORD
Rushes	33	Scarlett, Cameron vs Washington (10/05/19)
Yards Rushing	151	Scarlett, Cameron vs Washington (10/05/19)
TD Rushes	2	Scarlett, Cameron vs Arizona (10/26/19)
Long Rush	45	Scarlett, Cameron at Oregon State (09/28/19)
Pass attempts	50	Mills, Davis at Washington State (11/16/19)
Pass completions	33	Mills, Davis at Washington State (11/16/19)
Yards Passing	504	Mills, Davis at Washington State (11/16/19)
TD Passes	3	Mills, Davis at Oregon State (09/28/19)
		Costello, K.J. vs Arizona (10/26/19)
Long Pass	79	Mills, Davis at Washington State (11/16/19)
Receptions	10	Costello, K.J. at Colorado (11/09/19)
Yards Receiving	119	Wilson, Michael vs Notre Dame (11/30/19)
TD Receptions	2	Wedington, Connor at Washington State (11/16/19)
		Fehoko, Simi vs Arizona (10/26/19)
Long Reception	79	Fehoko, Simi at Washington State (11/16/19)
Field Goals	3	Fehoko, Simi at Colorado (11/09/19)
Long Field Goal	51	Toner, Jet vs Washington (10/05/19)
Punts	8	Toner, Jet vs Northwestern (08/31/19)
Punting Avg	50.3	Sanborn, Ryan vs UCLA (10/17/19)
Long Punt	68	Sanborn, Ryan at Oregon State (09/28/19)
Punts inside 20	3	Sanborn, Ryan at Oregon State (09/28/19)
		Sanborn, Ryan vs Washington (10/05/19)
Long Punt Return	27	Sanborn, Ryan vs Notre Dame (11/30/19)
Long Kickoff Return	60	Wilson, Michael at Oregon State (09/28/19)
Tackles	11	Wedington, Connor at USC (09/07/19)
Sacks	2.0	McGill, Jonathan at Oregon State (09/28/19)
		Toohill, Casey vs Oregon (09/21/19)
Tackles For Loss	3.0	Booker, Thomas at Oregon State (09/28/19)
Interceptions	2	Swann, Jovan vs California (11/23/19)
		Adebo, Paulson vs Arizona (10/26/19)

CATEGORY	NO.	OPPONENT
Rushes	24	Verdell, C.J. vs Oregon (09/21/19)
Yards Rushing	176	Kelley, Joshua, vs UCLA (10/17/19)
TD Rushes	2	Malepeai, Vavae, at USC (09/07/19)
		Pierce, Artavis, at Oregon State (09/28/19)
Long Rush	73	MCCRAE, Greg, at UCF (09/14/19)
Pass attempts	60	Gordon, Anthony, at Washington State (11/16/19)
Pass completions	44	Gordon, Anthony, at Washington State (11/16/19)
Yards Passing	520	Gordon, Anthony, at Washington State (11/16/19)
TD Passes	5	Gordon, Anthony, at Washington State (11/16/19)
Long Pass	45	Slovic, Kedon, at USC (09/07/19)
Receptions	11	Winston, Easop, at Washington State (11/16/19)
Yards Receiving	171	Fuller, Aaron, vs Washington (10/05/19)
TD Receptions	2	St. Brown, Amon, at USC (09/07/19)
		Breeland, Jacob, vs Oregon (09/21/19)
		Philips, Kyle, vs UCLA (10/17/19)
		Winston, Easop, at Washington State (11/16/19)
		C. CLAYPOOL, vs Notre Dame (11/30/19)
Long Reception	45	London, Drake, at USC (09/07/19)
Field Goals	3	Price, Evan, at Colorado (11/09/19)
Long Field Goal	49	Mazza, Blake, at Washington State (11/16/19)
Punts	6	Molson, JJ, vs UCLA (10/17/19)
		Thomas, Greg, vs California (11/23/19)
Punting Avg	50.0	Maimone, Blake, vs Oregon (09/21/19)
Long Punt	59	J. BRAMBLETT, vs Notre Dame (11/30/19)
Punts inside 20	5	Kinney, Alex, at Colorado (11/09/19)
Long Punt Return	20	Maimone, Blake, vs Oregon (09/21/19)
Long Kickoff Return	83	Lees, Riley, vs Northwestern (08/31/19)
Tackles	13	Harris, Travell, at Washington State (11/16/19)
Sacks	2.0	Weaver, Evan, vs California (11/23/19)
		Rashed, H., at Oregon State (09/28/19)
Tackles For Loss	2.0	Goode, Cameron, vs California (11/23/19)
		Miller, Alex, vs Northwestern (08/31/19)
		EVANS, Nate, at UCF (09/14/19)
		Rashed, H., at Oregon State (09/28/19)
		Hodgins, Isaac, at Oregon State (09/28/19)
		Woods, Josh, vs UCLA (10/17/19)
		Taylor, Davion, at Colorado (11/09/19)
		Goode, Cameron, vs California (11/23/19)
Interceptions	1	Johnson, Greg, at USC (09/07/19)
		ROBINSON, A., at UCF (09/14/19)
		Holland, Jevon, vs Oregon (09/21/19)
		Rakestraw, Derr, at Colorado (11/09/19)
		Woods, Jahad, at Washington State (11/16/19)
		Thomas, Skyler, at Washington State (11/16/19)
		Hawkins, Jaylin, vs California (11/23/19)
		Scott, Daniel, vs California (11/23/19)

TEAM SINGLE-GAME SUPERLATIVES

CATEGORY	NO.	STANFORD
Rushes	43	vs Washington (10/05/19)
Yards Rushing	189	vs Washington (10/05/19)
Yards Per Rush	5.1	at Colorado (11/09/19)
TD Rushes	2	vs Arizona (10/26/19)
Pass attempts	50	at Washington State (11/16/19)
Pass completions	33	at Washington State (11/16/19)
Yards Passing	504	at Washington State (11/16/19)
Yards Per Pass	10.1	at Washington State (11/16/19)
TD Passes	4	at Oregon State (09/28/19)
Total Plays	75	vs Notre Dame (11/30/19)
Total Offense	510	at Washington State (11/16/19)
Yards Per Play	8.5	at Washington State (11/16/19)
Points	41	vs Arizona (10/26/19)
Sacks By	4	vs Oregon (09/21/19)
		at Oregon State (09/28/19)
First Downs	26	vs Arizona (10/26/19)
		vs Notre Dame (11/30/19)
Penalties	9	vs Washington (10/05/19)
		at Washington State (11/16/19)
Penalty Yards	80	at Colorado (11/09/19)
Turnovers	2	vs Northwestern (08/31/19)
		at Washington State (11/16/19)
		vs California (11/23/19)
		vs Notre Dame (11/30/19)
Interceptions By	2	vs Northwestern (08/31/19)
		vs Arizona (10/26/19)
Punts	8	vs UCLA (10/17/19)
		vs Notre Dame (11/30/19)
Punting Avg	50.3	at Oregon State (09/28/19)
Long Punt	68	at Oregon State (09/28/19)
Punts inside 20	3	at UCF (09/14/19)
		vs Washington (10/05/19)
		vs Notre Dame (11/30/19)
Long Punt Return	27	at Oregon State (09/28/19)

CATEGORY	NO.	OPPONENT
Rushes	44	at UCF (09/14/19)
Yards Rushing	263	vs UCLA (10/17/19)
Yards Per Rush	6.1	vs UCLA (10/17/19)
TD Rushes	3	at USC (09/07/19)
		at Oregon State (09/28/19)
Pass attempts	60	at Washington State (11/16/19)
Pass completions	44	at Washington State (11/16/19)
Yards Passing	520	at Washington State (11/16/19)
Yards Per Pass	11.6	at UCF (09/14/19)
TD Passes	5	at Washington State (11/16/19)
Total Plays	81	at Washington State (11/16/19)
Total Offense	624	at Washington State (11/16/19)
Yards Per Play	8.1	at USC (09/07/19)
Points	49	at Washington State (11/16/19)
Sacks By	7	vs UCLA (10/17/19)
First Downs	33	at Washington State (11/16/19)
Penalties	11	vs Notre Dame (11/30/19)
Penalty Yards	95	vs Notre Dame (11/30/19)
Turnovers	4	vs Northwestern (08/31/19)
Interceptions By	2	at Washington State (11/16/19)
		vs California (11/23/19)
Punts	6	vs Oregon (09/21/19)
		vs Notre Dame (11/30/19)
Punting Avg	50.0	at Colorado (11/09/19)
Long Punt	59	at Colorado (11/09/19)
Punts inside 20	5	vs Oregon (09/21/19)
Long Punt Return	20	vs Northwestern (08/31/19)



2019 MISCELLANEOUS



SCORING

SCORING	TD	FGS	KICK	PAT RUSH	PAT RCV	PAT PASS	PAT DXP	SAF	POINTS
Toner, Jet	0	12-16	13-13	0-0	0	0-0	0	0	49
Scarlett, Cameron	7	0-0	0-0	1-1	0	0-0	0	0	44
Fehoko, Simi	6	0-0	0-0	0-0	0	0-0	0	0	36
Sanborn, Ryan	0	7-9	14-14	0-0	0	0-0	0	0	35
Wilson, Michael	5	0-0	0-0	0-0	0	0-0	0	0	30
Tremayne, Brycen	4	0-0	0-0	0-0	0	0-0	0	0	24
Stewart, Donald	1	0-0	0-0	0-0	0	0-0	0	0	6
Mills, Davis	1	0-0	0-0	0-0	0	0-0	0	0	6
Wedington, Connor	1	0-0	0-0	0-0	0	0-0	0	0	6
Fox, Jordan	1	0-0	0-0	0-0	0	0-0	0	0	6
Parkinson, Colby	1	0-0	0-0	0-0	0	0-0	0	0	6
Jones, Austin	1	0-0	0-0	0-0	0	0-0	0	0	6
McGill, Jonathan	1	0-0	0-0	0-0	0	0-0	0	0	6
West, Jack	0	0-0	0-0	0-0	0	0-1	0	0	0
Total.....	29	19-25	27-27	1-1	0	0-1	0	0	260
Opponents.....	45	15-21	43-45	0-0	0	0-0	0	0	358

FIELD GOAL ACCURACY

NAME	FGM-FGA	PCT	10-19	20-29	30-39	40-49	50+	LONG	BLK
Toner, Jet	12-16	75.0	0-0	2-3	8-9	1-2	1-2	51	1
Sanborn, Ryan	7-9	77.8	0-0	2-2	2-4	3-3	0-0	48	0

FG SEQUENCE	STANFORD	OPPONENTS
Northwestern	(51),29	38
USC	(32),(37),39,47	(23)
UCF	(36),(35)	(21)
Oregon	(32),(38)	27
Oregon State	53,(39)	50,38
Washington	(20),(20),(36)	(25),(38)
UCLA	(42)	(43),(49)
Arizona	(33),(21)	(29)
Colorado	(40),(36),32	(34),(23),(37)
Washington State	39	(35),(38),(35)
California	(48),(44)	(49),38
Notre Dame	(24)	43,(42)

Numbers in (parentheses) indicate field goal was made.

STANFORD IN THE RED ZONE

Possessions	34
Total scores	30
Percentage	88.2%
Points Scored	154
Touchdowns (rush/pass)	16 (7/9)
Field goals	14
Missed field goals	3
On downs	0
Turnovers	1
Clock	0

OPPONENTS IN THE RED ZONE

Possessions	48
Total scores	41
Percentage	85.4%
Points Scored	250
Touchdowns (rush/pass)	32 (13/19)
Field goals	9
Missed field goals	4
On downs	1
Turnovers	2
Clock	0

STANFORD NON-OFFENSIVE TOUCHDOWNS

YDS	PLAY	PLAYER	OPPONENT
0	Fumble Recovery in End Zone	Jordan Fox	vs. Northwestern, 8/31
28	Fumble Recovery	Jonathan McGill	at No. 17 UCF, 9/14
0	Blocked Punt Recovered in End Zone	Brycen Tremayne (Spencer Jorgensen Block)	vs. UCLA, 10/17

POINTS OFF TURNOVERS

OPPONENT	STAN TOs	OPP POINTS	OPP TOs	STAN POINTS
NORTHWESTERN	2	0	4	7
at USC	1	7	1	3
at UCF	1	7	1	7
OREGON	1	7	0	0
at Oregon State	0	0	0	0
WASHINGTON	0	0	1	3
UCLA	1	0	1	0
ARIZONA	0	0	2	3
at Colorado	1	3	1	3
at Washington State	2	14	1	7
CALIFORNIA	2	0	0	0
NOTRE DAME	2	10	0	0
Total	13	48	12	33



2019 GAME CAPSULES



GAME-BY-GAME CAPSULES

GAME	1ST DOWNS		RUSHING		PASSING		TOTAL PLAYS-YDS	3RD DOWN		TIME OF POSSESSION
	R-PS-PN		ATT-YDS	TD	C-ATT-INT	YDS		TD	CONV.	
Stanford	8-10-3		39-132	0	23-34-0	233	1	73-365	7-16	38:12
NORTHWESTERN	8-5-2		33-93	1	12-27-2	117	0	60-210	5-14	21:48
Stanford	4-13-6		30-98	1	22-36-1	237	1	66-335	4-11	33:29
at USC	7-15-1		28-115	3	28-33-0	377	3	61-492	5-9	26:31
Stanford	7-13-1		23-116	1	24-49-1	233	1	72-349	7-18	32:31
at UCF	8-15-1		44-198	2	22-30-0	347	4	74-545	8-14	27:29
Stanford	7-6-0		33-114	0	16-30-1	120	0	63-234	5-16	34:21
OREGON	3-14-0		30-61	0	19-24-0	259	3	54-320	5-12	25:39
Stanford	5-10-3		31-100	0	19-27-0	253	4	58-353	7-14	32:17
at Oregon State	8-19-1		33-164	3	27-39-0	337	1	72-501	9-13	27:43
Stanford	10-11-3		43-189	1	21-31-0	293	1	74-482	6-14	39:01
WASHINGTON	6-7-2		22-88	0	16-36-1	206	1	58-294	2-12	20:59
Stanford	2-7-2		30-55	1	15-32-0	143	0	62-198	5-16	28:20
UCLA	10-9-1		43-263	2	21-34-1	192	2	77-455	7-16	31:40
Stanford	8-18-0		30-150	2	31-44-0	322	3	74-472	6-13	34:31
ARIZONA	15-13-1		37-222	1	24-40-2	273	3	77-495	5-13	25:29
Stanford	6-8-1		25-127	0	18-29-1	245	1	54-372	3-10	27:53
at Colorado	11-11-2		41-172	1	20-30-1	186	0	71-358	6-14	32:07
Stanford	1-19-3		10-6	0	33-50-2	504	3	60-510	4-11	26:06
at Washington State	4-25-4		21-104	1	44-60-1	520	5	81-624	9-13	33:54
Stanford	3-13-0		24-61	1	26-35-2	290	1	59-351	7-13	29:30
CALIFORNIA	10-11-1		37-139	2	20-30-0	285	1	67-424	6-13	30:30
Stanford	9-15-2		28-118	1	28-47-0	276	2	75-394	4-14	30:03
NOTRE DAME	12-9-3		37-190	1	17-30-0	255	4	67-445	4-14	29:57

2019 CENTURY CLUB

RUSHING [2]

Yards	Attempts	Name, Opponent
151	33	Cameron Scarlett, 10/5 at No. 15 Washington
102	19	Cameron Scarlett, 10/26 vs. Arizona

RECEIVING [2]

Yards	Receptions	Name, Opponent
119	8	Connor Wedington, 11/16 at Washington State
114	5	Michael Wilson, 11/16 at Washington State



2019 QUARTERBACKS



#3 K.J. Costello

OPPONENT	COMP-ATT-INT	YDS	TD	LONG
NORTHWESTERN	16-20-0	152	1	27
at USC	---	---	---	---
at UCF	21-44-1	199	1	25
OREGON	16-30-1	120	0	25
at Oregon State	---	---	---	---
WASHINGTON	---	---	---	---
UCLA	---	---	---	---
ARIZONA	31-44-0	322	3	44
at Colorado	18-29-1	245	1	79
at Washington State	---	---	---	---
CALIFORNIA	---	---	---	---
NOTRE DAME	---	---	---	---
TOTALS	102-167-3	1038	6	79

CAREER HIGHS

Pass attempts	44, 2x (last: 10/26/19 vs. Arizona)
Pass completions	34, 10/27/18 vs. Washington State
Passing yards	381, 10/6/18 vs. Utah
Passing TDs	5, 11/24/18 at UCLA
Long	80, 8/31/18 vs. San Diego State
Total Offense	387, 11/10/18 vs. Oregon State

CAREER TOTALS

400-yard passing games	0
300-yard passing games	8, last: 10/26/19 vs. Arizona (322)
200-yard passing games	14, last: 11/9/19 at Colorado (245)
Multiple TD pass games	12, last: 10/26/19 vs. Arizona (3)
Record as a starter	15-10 (.600)

RUSHING

OPPONENT	ATT-YDS-TD	LONG
NORTHWESTERN	5-12-0	7
at USC	---	---
at UCF	2-16-0	8
OREGON	7-(-23)-0	3
at Oregon State	---	---
WASHINGTON	---	---
UCLA	---	---
ARIZONA	1-14-0	12
at Colorado	3-5-0	14
at Washington State	---	---
CALIFORNIA	---	---
NOTRE DAME	---	---
TOTALS	18-24-0	14

CAREER HIGHS

Rushing attempts	7, 2x (last: 9/21/19 vs. No. 16 Oregon)
Rushing yards	45, 11/10/18 vs. Oregon State
Long	45, 11/10/18 vs. Oregon State
Rushing TDs	1, 3x (last: 11/4/17 at Washington State)
100-yard rushing games	0

#15 Davis Mills

OPPONENT	COMP-ATT-INT	YDS	TD	LONG
NORTHWESTERN	7-14-0	81	0	26
at USC	22-36-1	237	1	25
at UCF	3-5-0	34	0	15
OREGON	---	---	---	---
at Oregon State	18-25-0	245	3	39
WASHINGTON	21-30-0	293	1	42
UCLA	---	---	---	---
ARIZONA	---	---	---	---
at Colorado	---	---	---	---
at Washington State	33-50-2	504	3	54
CALIFORNIA	26-35-2	290	1	43
NOTRE DAME	28-46-0	276	2	27
TOTALS	158-241-5	1960	11	54

CAREER HIGHS

Pass attempts	50, 11/16/19 at Washington State
Pass completions	33, 11/16/19 at Washington State
Passing yards	504, 11/16/19 at Washington State
Passing TDs	3, 2x (last: 11/16/19 at Washington State)
Long	54, 11/16/19 at Washington State
Total Offense	491, 11/16/19 at Washington State

CAREER TOTALS

500-yard passing games	1, 11/16/19 at Washington State (504)
400-yard passing games	1, 11/16/19 at Washington State (504)
300-yard passing games	1, 11/16/19 at Washington State (504)
200-yard passing games	6, last: 11/30/19 vs. No. 15 Notre Dame (276)
Multiple TD pass games	3, last: 11/30/19 vs. No. 15 Notre Dame (2)
Record as a starter	2-4 (.333)

RUSHING

OPPONENT	ATT-YDS-TD	LONG
NORTHWESTERN	5-(-2)-0	4
at USC	6-(-7)-0	4
at UCF	0-0-0	0
OREGON	---	---
at Oregon State	4-1-0	16
WASHINGTON	3-26-0	12
UCLA	---	---
ARIZONA	---	---
at Colorado	---	---
at Washington State	2-(-13)-0	0
CALIFORNIA	5-3-0	11
NOTRE DAME	7-36-0	17
TOTALS	32-44-0	17

CAREER HIGHS

Rushing attempts	7, 11/30/19 vs. No. 15 Notre Dame
Rushing yards	36, 11/30/19 vs. No. 15 Notre Dame
Long	17, 11/30/19 vs. No. 15 Notre Dame
Rushing TDs	0
100-yard rushing games	0

#10 Jack West

OPPONENT	COMP-ATT-INT	YDS	TD	LONG
NORTHWESTERN	---	---	---	---
at USC	---	---	---	---
at UCF	---	---	---	---
OREGON	---	---	---	---
at Oregon State	---	---	---	---
WASHINGTON	0-0-0	0	0	0
UCLA	15-32-0	143	0	35
ARIZONA	---	---	---	---
at Colorado	---	---	---	---
at Washington State	---	---	---	---
CALIFORNIA	---	---	---	---
NOTRE DAME	---	---	---	---
TOTALS	15-32-0	143	0	35

CAREER HIGHS

Pass attempts	32, 10/17/19 vs. UCLA
Pass completions	15, 10/17/19 vs. UCLA
Passing yards	143, 10/17/19 vs. UCLA
Passing TDs	0
Long	35, 10/17/19 vs. UCLA
Total Offense	120, 10/17/19 vs. UCLA

CAREER TOTALS

400-yard passing games	0
300-yard passing games	0
200-yard passing games	0
Multiple TD pass games	0
Record as a starter	0-1 (.000)

RUSHING

OPPONENT	ATT-YDS-TD	LONG
NORTHWESTERN	---	---
at USC	---	---
at UCF	---	---
OREGON	---	---
at Oregon State	---	---
WASHINGTON	1-(-5)-0	0
UCLA	11-(-23)-0	7
ARIZONA	---	---
at Colorado	---	---
at Washington State	---	---
CALIFORNIA	---	---
NOTRE DAME	---	---
TOTALS	12-(-28)-0	7

CAREER HIGHS

Rushing attempts	11, 10/17/19 vs. UCLA
Rushing yards	2, 11/10/18 vs. Oregon State
Long	7, 10/17/19 vs. UCLA
Rushing TDs	0
100-yard rushing games	0



2019 RUNNING BACKS



#20 Austin Jones

OPPONENT	RUSHING		RECEIVING	
	ATT-YDS-TD	LONG	REC-YDS-TD	LONG
NORTHWESTERN	1-1-0	1	0-0-0	0
at USC	1-(-2)-0	0	2-19-0	11
at UCF	7-65-1	35	1-4-0	4
OREGON	3-20-0	11	1-4-0	4
at Oregon State	2-2-0	2	0-0-0	0
WASHINGTON	2-0-0	0	1-5-0	5
UCLA	2-16-0	13	1-8-0	8
ARIZONA	7-32-0	13	1-11-0	11
at Colorado	5-30-0	13	1-4-0	4
at Washington State	2-7-0	4	5-29-0	17
CALIFORNIA	6-23-0	8	0-0-0	0
NOTRE DAME	7-33-0	10	1-24-0	24
TOTALS	45-227-1	35	14-108-0	24

CAREER HIGHS

Rushing attempts	7, 3x (last: 11/30/19 vs. No. 15 Notre Dame)
Rushing yards	65, 9/14/19 at No. 17 UCF
Long	35, 9/14/19 at No. 17 UCF
Rushing TDs	1, 9/14/19 at No. 17 UCF
100-yard games	0
Receptions	5, 11/16/19 at Washington State
Receiving yards	29, 11/16/19 at Washington State
Long	24, 11/30/19 vs. No. 15 Notre Dame
Receiving TDs	0
All-purpose yards	117, 11/30/19 vs. No. 15 Notre Dame

#22 Cameron Scarlett

OPPONENT	RUSHING		RECEIVING	
	ATT-YDS-TD	LONG	REC-YDS-TD	LONG
NORTHWESTERN	22-97-0	17	3-27-0	17
at USC	17-82-1	44	2-27-0	16
at UCF	12-45-0	14	5-34-0	18
OREGON	19-97-0	23	0-0-0	0
at Oregon State	24-92-0	45	1-18-0	18
WASHINGTON	33-151-1	18	2-32-0	26
UCLA	13-34-1	10	1-9-0	9
ARIZONA	19-102-2	22	2-12-0	11
at Colorado	13-63-0	14	0-0-0	0
at Washington State	4-3-0	3	3-40-0	20
CALIFORNIA	12-31-1	6	3-16-0	11
NOTRE DAME	13-43-1	16	3-25-0	13
TOTALS	201-840-7	45	25-240-0	26

CAREER HIGHS

Rushing attempts	33, 10/5/19 vs. No. 15 Washington
Rushing yards	151, 10/5/19 vs. No. 15 Washington
Long	62, 9/23/17 vs. UCLA
Rushing TDs	3, 2x (last: 9/23/17 vs. UCLA)
100-yard games	2, last: 10/26/19 vs. Arizona
Receptions	5, 9/14/19 at No. 17 UCF
Receiving yards	85, 12/28/17 vs. TCU
Long	56, 8/27/17 vs. Rice
Receiving TDs	1, 12/1/18 at California
All-purpose yards	262, 9/23/17 vs. UCLA

#28 Dorian Maddox

OPPONENT	RUSHING		RECEIVING	
	ATT-YDS-TD	LONG	REC-YDS-TD	LONG
NORTHWESTERN	6-24-0	8	1-27-0	27
at USC	5-8-0	7	1-(-2)-0	0
at UCF	1-3-0	3	0-0-0	0
OREGON	2-7-0	4	0-0-0	0
at Oregon State	0-0-0	0	0-0-0	0
WASHINGTON	4-17-0	11	1-1-0	1
UCLA	3-14-0	5	1-11-0	11
ARIZONA	1-2-0	2	0-0-0	0
at Colorado	---	---	---	---
at Washington State	---	---	---	---
CALIFORNIA	---	---	---	---
NOTRE DAME	---	---	---	---
TOTALS	22-75-0	11	4-37-0	27

CAREER HIGHS

Rushing attempts	9, 11/10/18 vs. Oregon State
Rushing yards	39, 11/10/18 vs. Oregon State
Long	16, 11/10/18 vs. Oregon State
Rushing TDs	1, 11/10/18 vs. Oregon State
100-yard games	0
Receptions	1, 5x (last: 10/17/19 vs. UCLA)
Receiving yards	27, 8/31/19 vs. Northwestern
Long	27, 8/31/19 vs. Northwestern
Receiving TDs	0
All-purpose yards	51, 2x (last: 8/31/19 vs. Northwestern)

#32 Nathaniel Peat

OPPONENT	RUSHING		RECEIVING	
	ATT-YDS-TD	LONG	REC-YDS-TD	LONG
NORTHWESTERN	0-0-0	0	0-0-0	0
at USC	0-0-0	0	1-11-0	11
at UCF	0-0-0	0	1-(-4)-0	0
OREGON	0-0-0	0	0-0-0	0
at Oregon State	1-5-0	5	0-0-0	0
WASHINGTON	0-0-0	0	0-0-0	0
UCLA	1-14-0	14	0-0-0	0
ARIZONA	1-2-0	2	1-9-0	9
at Colorado	4-29-0	11	0-0-0	0
at Washington State	1-1-0	1	1-21-0	21
CALIFORNIA	0-0-0	0	1-6-0	6
NOTRE DAME	1-6-0	6	0-0-0	0
TOTALS	9-57-0	14	5-43-0	21

CAREER HIGHS

Rushing attempts	4, 11/9/19 at Colorado
Rushing yards	29, 11/9/19 at Colorado
Long	14, 10/17/19 vs. UCLA
Rushing TDs	0
100-yard games	0
Receptions	1, 5x (last: 11/23/19 vs. California)
Receiving yards	21, 11/16/19 at Washington State
Long	21, 11/16/19 at Washington State
Receiving TDs	0
All-purpose yards	29, 11/9/19 at Colorado



2019 RECEIVERS



#4 Michael Wilson, WR

OPPONENT	REC-YDS-TD	LONG
NORTHWESTERN	6-47-1	13
at USC	0-0-0	0
at UCF	5-71-1	24
OREGON	5-61-0	25
at Oregon State	3-87-1	39
WASHINGTON	6-51-0	18
UCLA	1-3-0	3
ARIZONA	6-45-0	13
at Colorado	3-34-0	18
at Washington State	5-114-1	47
CALIFORNIA	6-63-0	21
NOTRE DAME	10-96-1	27
TOTALS	56-672-5	47

CAREER HIGHS

Receptions	10, 11/30/19 vs. No. 15 Notre Dame
Yards	114, 11/16/19 at Washington State
Long	47, 11/16/19 at Washington State
TDs	1, 6x (last: 11/30/19 vs. No. 15 Notre Dame)
100-yard games	1, 11/16/19 at Washington State
All-purpose yards	114, 2x (last: 11/16/19 at Washington State)

#5 Connor Wedington, WR

OPPONENT	REC-YDS-TD	LONG
NORTHWESTERN	7-69-0	26
at USC	5-67-1	25
at UCF	3-26-0	15
OREGON	5-21-0	16
at Oregon State	5-31-0	12
WASHINGTON	4-38-0	15
UCLA	3-48-0	30
ARIZONA	8-71-0	21
at Colorado	3-16-0	15
at Washington State	8-119-0	43
CALIFORNIA	0-0-0	0
NOTRE DAME	---	---
TOTALS	51-506-1	43

CAREER HIGHS

Receptions	8, 2x (last: 11/16/19 at Washington State)
Yards	119, 11/16/19 at Washington State
Long	43, 11/16/19 at Washington State
TDs	1, 9/7/19 at USC
100-yard games	1, 11/16/19 at Washington State
All-purpose yards	187, 9/7/19 at USC

#9 Osiris St. Brown, WR

OPPONENT	REC-YDS-TD	LONG
NORTHWESTERN	0-0-0	0
at USC	2-19-0	10
at UCF	3-51-0	25
OREGON	3-28-0	13
at Oregon State	4-46-0	18
WASHINGTON	1-17-0	17
UCLA	2-3-0	5
ARIZONA	1-10-0	10
at Colorado	2-30-0	31
at Washington State	1-4-0	4
CALIFORNIA	5-41-0	14
NOTRE DAME	3-14-0	6
TOTALS	27-263-0	31

CAREER HIGHS

Receptions	5, 11/23/19 vs. California
Yards	53, 9/15/18 vs. UC Davis
Long	53, 9/15/18 vs. UC Davis
TDs	1, 11/24/18 at UCLA
100-yard games	0
All-purpose yards	53, 9/15/18 vs. UC Davis

#13 Simi Fehoko, WR

OPPONENT	REC-YDS-TD	LONG
NORTHWESTERN	1-21-0	21
at USC	0-0-0	0
at UCF	0-0-0	0
OREGON	0-0-0	0
at Oregon State	1-16-0	16
WASHINGTON	3-91-1	42
UCLA	2-35-0	35
ARIZONA	3-97-2	44
at Colorado	2-96-1	79
at Washington State	3-92-2	54
CALIFORNIA	3-55-0	43
NOTRE DAME	6-63-0	13
TOTALS	24-566-6	79

CAREER HIGHS

Receptions	6, 11/30/19 vs. No. 15 Notre Dame
Yards	97, 10/26/19 vs. Arizona
Long	79, 11/9/19 at Colorado
TDs	2, 2x (last: 11/16/19 at Washington State)
100-yard games	0
All-purpose yards	97, 10/26/19 vs. Arizona

#80 Scooter Harrington, TE

OPPONENT	REC-YDS-TD	LONG
NORTHWESTERN	0-0-0	0
at USC	1-5-0	5
at UCF	0-0-0	0
OREGON	0-0-0	0
at Oregon State	0-0-0	0
WASHINGTON	0-0-0	0
UCLA	0-0-0	0
ARIZONA	0-0-0	0
at Colorado	0-0-0	0
at Washington State	1-5-0	5
CALIFORNIA	1-1-0	1
NOTRE DAME	1-12-0	12
TOTALS	4-23-0	12

CAREER HIGHS

Receptions	1, 9x (last: 11/30/19 vs. No. 15 Notre Dame)
Yards	12, 11/30/19 vs. No. 15 Notre Dame
Long	12, 11/30/19 vs. No. 15 Notre Dame
TDs	0
100-yard games	0
All-purpose yards	12, 11/30/19 vs. No. 15 Notre Dame

#81 Brycen Tremayne, WR

OPPONENT	REC-YDS-TD	LONG
NORTHWESTERN	0-0-0	0
at USC	0-0-0	0
at UCF	0-0-0	0
OREGON	0-0-0	0
at Oregon State	1-3-1	3
WASHINGTON	0-0-0	0
UCLA	0-0-0	0
ARIZONA	1-14-1	14
at Colorado	0-0-0	0
at Washington State	0-0-0	0
CALIFORNIA	0-0-0	0
NOTRE DAME	1-5-1	5
TOTALS	3-22-3	14

CAREER HIGHS

Receptions	1, 3x (last: 11/30/19 vs. No. 15 Notre Dame)
Yards	14, 10/26/19 vs. Arizona
Long	14, 10/26/19 vs. Arizona
TDs	1, 3x (last: 11/30/19 vs. No. 15 Notre Dame)
100-yard games	0
All-purpose yards	14, 10/26/19 vs. Arizona

#84 Colby Parkinson, TE

OPPONENT	REC-YDS-TD	LONG
NORTHWESTERN	4-38-0	26
at USC	7-89-0	21
at UCF	6-51-0	14
OREGON	0-0-0	0
at Oregon State	3-44-1	36
WASHINGTON	2-42-0	22
UCLA	4-26-0	8
ARIZONA	5-68-0	19
at Colorado	5-54-0	20
at Washington State	5-80-0	23
CALIFORNIA	4-60-0	19
NOTRE DAME	3-37-0	20
TOTALS	48-589-1	36

CAREER HIGHS

Receptions	7, 9/7/19 at USC
Yards	166, 11/10/18 vs. Oregon State
Long	75, 11/10/18 vs. Oregon State
TDs	4, 11/10/18 vs. Oregon State
100-yard games	1, 11/10/18 vs. Oregon State
All-purpose yards	166, 11/10/18 vs. Oregon State

#88 Tucker Fisk, TE

OPPONENT	REC-YDS-TD	LONG
NORTHWESTERN	0-0-0	0
at USC	0-0-0	0
at UCF	0-0-0	0
OREGON	1-8-0	8
at Oregon State	0-0-0	0
WASHINGTON	1-16-0	16
UCLA	0-0-0	0
ARIZONA	1-0-0	0
at Colorado	1-6-0	6
at Washington State	---	---
CALIFORNIA	0-0-0	0
NOTRE DAME	0-0-0	0
TOTALS	4-30-0	16

CAREER HIGHS

Receptions	1, 4x (last: 11/9/19 at Colorado)
Yards	16, 10/5/19 vs. No. 15 Washington
Long	16, 10/5/19 vs. No. 15 Washington
TDs	0
100-yard games	0
All-purpose yards	16, 10/5/19 vs. No. 15 Washington



2019 SPECIALISTS



PLACEKICKERS

#26 Jet Toner

OPPONENT	FG-FGA	PAT-A	POINTS	LONG
NORTHWESTERN	1-2	2-2	5	51
at USC	2-4	2-2	8	37
at UCF	2-2	3-3	9	36
OREGON	2-2	0-0	6	38
at Oregon State	1-2	4-4	7	39
WASHINGTON	3-3	2-2	11	36
UCLA	1-1	0-0	3	42
ARIZONA	---	---	---	---
at Colorado	---	---	---	---
at Washington State	---	---	---	---
CALIFORNIA	---	---	---	---
NOTRE DAME	---	---	---	---
TOTALS	12-16	13-13	49	51

CAREER HIGHS

Field goal attempts _____ 4, 4x (last: 9/7/19 at USC)
 Field goals made _____ 3, 7x (last: 10/5/19 vs. No. 15 Washington)
 Long _____ 51, 8/31/19 vs. Northwestern

#27 Ryan Sanborn

OPPONENT	FG-FGA	PAT-A	POINTS	LONG
NORTHWESTERN	0-0	0-0	0	---
at USC	0-0	0-0	0	---
at UCF	0-0	0-0	0	---
OREGON	0-0	0-0	0	---
at Oregon State	0-0	0-0	0	---
WASHINGTON	0-0	0-0	0	---
UCLA	0-0	1-1	1	---
ARIZONA	2-2	5-5	11	33
at Colorado	2-3	1-1	7	40
at Washington State	0-1	2-2	2	--
CALIFORNIA	2-2	2-2	8	48
NOTRE DAME	1-1	3-3	6	24
TOTALS	7-9	14-14	35	48

CAREER HIGHS

Field goal attempts _____ 3, 11/9/19 at Colorado
 Field goals made _____ 2, 3x (last: 11/23/19 vs. California)
 Long _____ 48, 11/23/19 vs. California

PUNTERS

#27 Ryan Sanborn

OPPONENT	NO.	YDS	AVG.	LONG	TB	FC	I20	50+
NORTHWESTERN	5	163	32.6	39	1	1	1	0
at USC	1	46	46.0	46	0	0	0	0
at UCF	7	290	41.4	51	0	2	3	1
OREGON	6	256	42.7	57	0	4	1	1
at Oregon State	3	151	50.3	68	0	1	2	1
WASHINGTON	4	146	36.5	54	1	1	3	1
UCLA	8	324	40.5	52	0	6	1	1
ARIZONA	5	219	43.8	52	0	0	1	3
at Colorado	3	130	43.3	46	0	2	1	0
at Washington State	0	0	0	0	0	0	0	0
CALIFORNIA	3	98	32.7	39	0	1	2	0
NOTRE DAME	7	283	40.4	60	0	1	3	1
TOTALS	52	2106	40.5	68	2	19	18	9

CAREER HIGHS

Punt attempts _____ 8, 10/17/19 vs. UCLA
 Punt Yards _____ 324, 10/17/19 vs. UCLA
 Long _____ 68, 9/28/19 at Oregon State

#33 Alex Gracey

OPPONENT	NO.	YDS	AVG.	LONG	TB	FC	I20	50+
NORTHWESTERN	0	0	0	0	0	0	0	0
at USC	0	0	0	0	0	0	0	0
at UCF	0	0	0	0	0	0	0	0
OREGON	0	0	0	0	0	0	0	0
at Oregon State	0	0	0	0	0	0	0	0
WASHINGTON	0	0	0	0	0	0	0	0
UCLA	0	0	0	0	0	0	0	0
ARIZONA	0	0	0	0	0	0	0	0
at Colorado	0	0	0	0	0	0	0	0
at Washington State	3	115	38.3	44	0	1	2	0
CALIFORNIA	0	0	0	0	0	0	0	0
NOTRE DAME	0	0	0	0	0	0	0	0
TOTALS	3	115	38.3	44	0	1	2	0

CAREER HIGHS

Punt attempts _____ 3, 11/16/19 at Washington State
 Punt Yards _____ 115, 11/16/19 at Washington State
 Long _____ 44, 11/16/19 at Washington State



2019 DEFENSE



DEFENSE

DEFENSIVE LEADERS	SOLO	AST	TOTAL	TFL-YDS	SACKS-YDS	INT-YDS	BRUP	QBH	FR-YDS	FF	KICK	SAF
25 Pryts, Andrew	40	31	71	1.0-1		1-0		1				
2 Robinson, Curtis	37	27	64	3.0-9	2.0-8		3	2		2		
52 Toohill, Casey	38	22	60	11.5-68	8.0-62		1	10		1	1	
34 Booker, Thomas	32	18	50	8.5-51	4.0-41		3	2		1		
21 Williamson, Kendall	36	12	48	1.5-1	0.5-0		1		1-0			
90 Reid, Gabe	27	16	43	9.0-41	2.0-23		2	5				
18 Head, Stuart	30	9	39	1.0-1			2	1				
17 Kelly, Kyu Blu	29	6	35	1.5-16	1.0-15	1-0	5	1				
3B McGill, Jonathan	27	8	35	3.0-7		1-0	3		1-28			
11 Adebo, Paulson	23	10	33			4-4	10					
3 Antoine, Malik	17	14	31	0.5-1			4					
51 Swann, Jovan	21	10	31	7.5-19	4.0-13		1	2			1	
57 Williams, Michael	12	12	24	6.0-21	1.0-8			2				
22 Eboh,Obi	20	3	23				1				1	
10 Fox, Jordan	9	13	22	3.5-13	1.0-9		1	1	1-0			
43 Beecher, Ryan	13	3	16				1	1				
91 Schaffer, Thomas	6	7	13	5.0-13	1.0-2					1		
50 Wade-Perry, Dalyn	7	5	12	5.0-18	1.0-9							
4Z Parson, J.J.	6	5	11			1-11						
36 Sinclair, Tristan	5	2	7	1.0-1			1					
2F Jones, Brock	2	4	6									
47 Kaufusi, Tangaloa	2	3	5	1.0-1								
45 Miezan, Ricky	1	4	5					1				
9 Williams, Noah	4	1	5									
42 Phillips, Caleb	3	1	4									
35 Umerah, Tobe	1	3	4	1.0-3	1.0-3			1	1-0			
77 Keck, Thunder	3		3							1		
14 Mangum-Farrar, Jacob		2	2									
32 Peat, Nathaniel	2		2									
20 Jones, Austin	1	1	2									
40 Trinh, Anthony	1	1	2									
1E Herron, Stephen		2	2	0.5-1	0.5-1							
84 Parkinson, Colby	2		2									
31 Manley, Zahran	1	1	2									
81 Tremayne, Brycen	1	1	2									
1I Pakola, Joshua	1		1									
8Z Butler, Treyjohn	1		1									
56 Lynch, Jake		1	1									
3J Damuni, Levani	1		1									
19 Higgins, Elijah		1	1									
23 Johnson, Ryan		1	1									
69 McNitzky, Richard	1		1									
28 Maddox, Dorian	1		1									
4 Wilson, Michael	1		1									
5 Wedington, Connor	1		1									
29 Jorgensen, Spencer												1
Total.....	466	260	726	71-286	27-194	8-15	39	30	4-28	6	4	
Opponents.....	-	-	-	-	29-142	8-55	54	22	5-18	4	3	

SOLO - unassisted tackles • AST - assisted tackles • TOTAL - total tackles • TFL - tackles for loss • INT - interception

GAME-BY-GAME DEFENSIVE STATISTICS (TEAM)

Opponent	Sacks	TFL	FF	FR	INT	PBU	P_BLK	FG_BLK	XP_BLK	QBH
NORTHWESTERN	3	5	3	2	2	3	0	0	0	5
at USC	1	5	1	1	0	2	0	0	0	0
at UCF	0	5	0	1	0	1	0	0	0	1
OREGON	4	7	1	0	0	1	0	0	0	2
at Oregon State	4	6	0	0	0	3	0	1	0	2
WASHINGTON	2	3	0	0	1	8	0	0	0	6
UCLA	3	9	0	0	1	6	1	0	0	4
ARIZONA	3	7	1	0	2	5	0	0	0	6
at Colorado	1	5	0	0	1	0	0	0	0	2
at Washington State	2	2	0	0	1	3	0	0	1	0
CALIFORNIA	3	9	0	0	0	3	0	1	0	1
NOTRE DAME	1	8	0	0	0	4	0	0	0	1
Total	27	71	6	4	8	39	1	2	1	30



2019 DEFENSE



GAME-BY-GAME TACKLES (INDIVIDUAL)

TOTAL TACKLES	UA-A	TOT	NU	USC	UCF	ORE	OSU	WASH	UCLA	ARIZ	COLO	WSU	CAL	ND
Pryts,A LB	40-31	71	2-2	3-4	1-1	6-2	3-3	0-3	1-5	6-2	6-1	5-0	6-4	1-4
Robinson,C LB	37-27	64	3-2	1-2	4-2	1-3	4-3	4-4	4-5	1-0	-	6-3	5-0	4-3
Toohill,C LB	38-22	60	4-3	1-4	5-3	6-2	1-0	1-1	4-4	5-1	6-0	2-0	2-0	1-4
Booker,T DE	32-18	50	2-0	0-2	4-3	2-0	5-3	0-2	3-6	4-1	5-0	1-1	3-0	3-0
Williamson,K SS	36-12	48	0-2	6-1	3-1	4-3	4-0	1-0	DNP	4-0	3-0	6-1	2-0	3-4
Reid,G LB	27-16	43	1-0	1-1	2-1	1-4	2-0	3-3	1-3	5-1	2-0	2-1	2-1	5-1
Head,S SS	30-9	39	DNP	DNP	DNP	DNP	1-0	-	8-0	6-1	2-2	4-3	2-2	7-1
Kelly,KB CB	29-6	35	1-0	2-1	3-0	2-2	4-0	-	2-0	3-1	4-0	5-1	1-1	2-0
McGill,J	27-8	35	1-0	-	2-1	-	7-4	1-0	3-1	3-1	3-0	5-0	2-0	0-1
Adebo,P CB	23-10	33	4-1	5-3	1-3	1-0	1-0	4-1	1-2	1-0	5-0	DNP	DNP	DNP
Swann,J DE	21-10	31	2-2	3-1	1-0	0-1	4-2	2-1	-	1-0	2-1	-	4-1	2-1
Antoine,M	17-14	31	1-1	3-3	1-4	0-1	3-1	2-3	1-1	3-0	3-0	DNP	DNP	DNP
Williams,M DT	12-12	24	2-3	-	1-1	2-3	0-1	3-0	1-2	-	1-0	-	2-1	0-1
Eboh,O CB	20-3	23	4-0	3-1	1-1	-	2-1	-	-	-	-	6-0	2-0	2-0
Fox,J LB	9-13	22	0-2	1-3	2-1	4-4	2-3	DNP	DNP	DNP	DNP	DNP	DNP	DNP
Beecher,R LB	13-3	16	-	1-0	3-1	-	-	-	2-1	3-0	4-1	-	-	-
Schaffer,T DE	6-7	13	0-1	0-1	3-0	1-1	-	0-1	1-0	-	1-0	-	0-3	-
Wade-Perry,D DT	7-5	12	1-0	0-2	2-2	-	-	0-1	-	2-0	1-0	-	-	1-0
Parson,JJ	6-5	11	1-1	1-0	-	DNP	DNP	-	-	1-1	-	1-0	2-1	0-2
Sinclair,T LB	5-2	7	DNP	DNP	2-2	DNP	DNP	DNP	DNP	DNP	2-0	1-0	DNP	-
Jones,B	2-4	6	DNP	0-2	-	1-0	-	-	1-0	-	-	DNP	0-1	0-1
Williams,N	4-1	5	DNP	2-0	-	-	DNP	-	1-0	-	-	-	-	1-1
Kaufusi,T LB	2-3	5	DNP	DNP	DNP	DNP	DNP	-	0-2	1-0	0-1	-	-	1-0
Miezan,R LB	1-4	5	1-2	0-2	DNP	DNP	DNP	DNP	DNP	DNP	DNP	DNP	DNP	DNP
Phillips,C LB	3-1	4	-	-	-	-	-	-	1-0	1-0	-	-	1-0	0-1
Umerah,T LB	1-3	4	-	0-1	-	-	0-1	1-1	DNP	DNP	DNP	DNP	DNP	DNP
Keck, Thunder LB	3-0	3	-	1-0	1-0	-	1-0	DNP	-	DNP	-	-	-	-
Trinh,A LB	1-1	2	DNP	1-0	0-1	-	-	-	-	-	-	-	DNP	DNP
Peat,N	2-0	2	-	-	-	-	-	-	-	1-0	-	1-0	-	-
Herron,S LB	0-2	2	DNP	DNP	DNP	DNP	DNP	DNP	0-1	-	DNP	0-1	DNP	DNP
Jones,A	1-1	2	-	-	-	-	-	-	-	-	-	-	1-1	-
Tremayne,B	1-1	2	-	-	-	-	-	-	-	-	-	-	1-0	0-1
Manley,Z CB	1-1	2	DNP	-	-	DNP	DNP	DNP	-	-	-	1-1	-	-
Mangum-Farrar LB	0-2	2	0-2	-	DNP	DNP	DNP	DNP	DNP	DNP	DNP	DNP	DNP	DNP
Parkinson,C	2-0	2	-	1-0	-	1-0	-	-	-	-	-	-	-	-
Damuni,L LB	1-0	1	DNP	DNP	DNP	DNP	DNP	DNP	DNP	DNP	DNP	DNP	DNP	1-0
McNitzky,R	1-0	1	-	-	-	1-0	-	-	-	-	-	-	-	-
Johnson,R DE	0-1	1	DNP	-	-	DNP	-	0-1	-	DNP	DNP	-	DNP	DNP
Higgins,E	0-1	1	-	-	-	-	-	-	0-1	-	-	-	-	-
Lynch,J LB	0-1	1	DNP	DNP	DNP	-	DNP	DNP	0-1	DNP	DNP	DNP	DNP	DNP
Butler, T CB	1-0	1	DNP	DNP	DNP	DNP	DNP	DNP	-	-	DNP	1-0	DNP	-
Maddox,D	1-0	1	-	-	1-0	-	-	-	-	-	DNP	DNP	DNP	DNP
Pakola,J DE	1-0	1	DNP	DNP	DNP	DNP	DNP	DNP	DNP	DNP	DNP	1-0	DNP	DNP
Wilson,M	1-0	1	1-0	-	-	-	-	-	-	-	-	-	-	-
Wedington,C	1-0	1	-	-	-	-	-	-	-	-	1-0	-	-	DNP

2019 OFFICIATING CREWS

1 - NORTHWESTERN

R: Jeff Servinski
 U: Tim Owens
 HL: Michael Dolce
 LJ: Ryan MacDonald
 BJ: Dominique Pender
 FJ: Matt Kukar
 SJ: Todd Ransom
 CJ: Jason Nickleby

3 - AT UCF

R: Chris Coyte
 U: Bryan Hay
 HL: Darryl Johnson
 LJ: Jeff Robinson
 BJ: Steve Steichen
 FJ: Steve Currie
 SJ: Jeff Dahle
 CJ: Jim Wharrie

5 - AT OREGON STATE

R: Matt Richards
 U: Matt Jordan
 HL: Bob Day
 LJ: Dale Keller
 BJ: Justin Nelson
 FJ: Brad Glenn
 SJ: Shane Anderson
 CJ: John Love

7 - UCLA

R: Steve Strimling
 U: Frank Villar
 HL: Jon Stabile
 LJ: Michael Feldman
 BJ: John Morton
 FJ: Jeffery Yock
 SJ: Antony Little
 CJ: Jay Edwards

9 - AT COLORADO

R: Michael Mothershed
 U: Roscoe Meisenheimer
 HL: Kirk Mattson
 LJ: Matt Dornan
 BJ: Steve Hudson
 FJ: Michael Hall
 SJ: Bernie Hulscher
 CJ: John Love

11 - CALIFORNIA

R: Chris Coyte
 U: Bryan Hay
 HL: Darryl Johnson
 LJ: Jeff Robinson
 BJ: Steven Steichen
 FJ: Steve Currie
 SJ: Jeff Dahle
 CJ: James Wharrie

2 - AT USC

R: Steve Strimling
 U: Frank Villar
 HL: Jon Stabile
 LJ: Michael Feldman
 BJ: Clay Reynard
 FJ: Jeff Yock
 SJ: John Morton
 CJ: Matt Richards

4 - OREGON

R: Michael Mothershed
 U: Roscoe Meisenheimer
 HL: Kirk Mattson
 LJ: Matt Dornan
 BJ: Steve Hudson
 FJ: Michael Hall
 SJ: Michael Weseloh
 CJ: James Wharrie

6 - WASHINGTON

R: Kevin Mar
 U: Rick DiBernardo
 HL: Harold Mitchell
 LJ: Rich Troyer
 BJ: Joe Johnston
 FJ: Todd Migchelbrink
 SJ: Bernie Hulscher
 CJ: Randy Campbell

8 - ARIZONA

R: Mark Duddy
 U: Tim Schroeder
 HL: Cravonne Barrett
 LJ: Steven Kovac
 BJ: David Ross
 FJ: Kevin Kieser
 SJ: Antony Little
 CJ: Chris Wiggins

10 - AT WASHINGTON STATE

R: Steve Strimling
 U: Tim Schroeder
 HL: Jonathan Stabile
 LJ: Michael Feldman
 BJ: John Morton
 FJ: Jeffery Yock
 SJ: Clay Reynard
 CJ: Javarro Edwards

12 - NOTRE DAME

R: Gary Patterson
 U: Terrence Ramsey
 HL: Brian Perry
 LJ: Brian Sakowski
 BJ: Pat Ryan
 FJ: Harry Tyson
 SJ: Jamal Shears
 CJ: Scott Held



GAME 1 AUG. 31, 2019



STANFORD STADIUM (STANFORD, CALIF.)

KICKOFF: 1:05 P.M. PT • ATTENDANCE: 37,179 • GAME DURATION: 3:30

	NORTHWESTERN	7	0	0	0	7	-
	#25 STANFORD	17	0	10	0	7	-

Qtr	Time	Team - Scoring Play	Plays-Yards	TOP	Score
2nd	3:12	STAN - Wilson 2 yd pass from Costello (Toner PAT)	15-90	8:22	STAN 7-NU 0
	0:00	STAN - Toner 51 yd field goal	5-33	:40	STAN 10-NU 0
4th	7:49	NW - Moten IV 1 yd run (Kuhbander PAT)	12-50	4:26	STAN 10-NU 7
	0:20	STAN - Fox fumble recovery in end zone (Toner PAT)	--	--	STAN 17-NU 7

	Northwestern	Stanford
FIRST DOWNS	15	21
RUSHES-YARDS (NET)	33-93	39-132
PASSING YDS (NET)	117	233
Passes Att-Comp-Int	27-12-2	34-23-0
TOTAL OFFENSE PLAYS-YARDS	60-210	73-365
Fumble Returns-Yards	1-18	0-0
Punt Returns-Yards	1-20	2-1
Kickoff Returns-Yards	1-28	2-41
Interception Returns-Yards	0-0	2-0
Punts (Number-Avg)	4-45.0	5-32.6
Fumbles-Lost	3-2	3-2
Penalties-Yards	8-67	8-78
Possession Time	21:48	38:12
Third-Down Conversions	5 of 14	7 of 16
Fourth-Down Conversions	1 of 2	0 of 1
Red-Zone Scores-Chances	1-3	1-2
Sacks By: Number-Yards	1-3	3-27

RUSHING
 Northwestern-Bowser, Isaiah 10-54; Johnson, Hunter 11-13; Green, TJ 3-10; Brown, Jesse 2-6; Moten IV, John 5-5; Anderson, Drake 2-5.
 Stanford-Scarlett, Cameron 22-97; Maddox, Dorian 6-24; Costello, K.J. 5-12; Jones, Austin 1-1; Mills, Davis 5-minus 2.

PASSING
 Northwestern-Johnson, Hunter 6-17-2-55; Green, TJ 6-10-0-62.
 Stanford-Costello, K.J. 16-20-0-152; Mills, Davis 7-14-0-81.

RECEIVING
 Northwestern-Skowronek, B 5-53; Lees, Riley 2-11; Brown, Jesse 1-23; Moten IV, John 1-13; Jefferson, JJ 1-8; Mangieri, C 1-7; McGowan, Kyric 1-2.
 Stanford-Wedington, Connor 7-69; Wilson, Michael 6-47; Parkinson, Colby 4-38; Scarlett, Cameron 3-27; Maddox, Dorian 1-27; Fehoko, Simi 1-21; Heimuli, Houston 1-4.

INTERCEPTIONS
 Stanford-Adebo, Paulson 1-0; Pryts, Andrew 1-0.

FUMBLES
 Northwestern-Johnson, Hunter 2-1; Green, TJ 1-1.
 Stanford-Mills, Davis 2-2; Wedington, Connor 1-0.

SACKS (UA-A)
 Northwestern-Brown IV, E 0-1; Leota, Eku 0-1.
 Stanford-Toohill, Casey 1-0; Williamson, Kendall 0-1; Wade-Perry, Dalyn 1-0; Robinson, Curtis 0-1.

TACKLES (UA-A)
 Northwestern-Whillock, Travi 6-4; Bergin, Chris 3-7; Brown IV, E 4-2; Gallagher, Bl 3-3; Pace, JR 3-3; Fisher, Paddy 3-3; Smith, Aidan 3-1; Newsome, Greg 3-1; Gaziano, Joe 2-2; Miller, Alex 1-3; Miller, Samdup 2-1; Bergin, Joe 1-1; Kent, Trevor 1-0; Jackson, Bryce 1-0; Chiaokhiao-Bowm 1-0; Skowronek, B 1-0; Genyk, Jake 1-0; Goens, Trent 0-1; Leota, Eku 0-1; Williams, Trae 0-1.
 Stanford-Toohill, Casey 3-3; Adebo, Paulson 4-1; Robinson, Curtis 3-2; Pryts, Andrew 3-2; Williams, Michael 2-3; Eboh,Obi 4-0; Swann, Jovan 2-2; Reid, Gabe 2-0; Booker, Thomas 2-0; Parson, J.J. 1-1; Antoine, Malik 1-1; Fox, Jordan 0-2; Miezan, Ricky 0-2; Williamson, Kendall 0-2; Mangum-Farrar, Jacob 0-2; McGill, Jonathan 1-0; Wilson, Michael 1-0; Wade-Perry, Dalyn 1-0; Kelly, Kyu Blu 1-0; Schaffer, Thomas 0-1.

Defense Flexes Muscle in Season-Opening Win

STANFORD, Calif. (AP) - No. 25 Stanford turned in an impressive defensive performance in its season opener, defeating Northwestern, 17-7, on Saturday at Stanford Stadium to win its 12th straight opener.

K.J. Costello completed 16 of 20 passes for 152 yards and the touchdown pass to Michael Wilson that capped a 90-yard drive in the second quarter for the Cardinal (1-0). Costello took a forearm to the facemask while sliding on a scramble by Earnest Brown IV with just two seconds remaining in the first half.

Brown was called for a late hit that set up Jet Toner's 51-yard field goal. Costello did not return to the game.

Northwestern also lost a quarterback with TJ Green leaving with an injury in the third quarter after being sacked and losing a fumble on a play in the red zone. Green had replaced the ineffective former Clemson five-star recruit Hunter Johnson late in the first half.

Johnson came back in to finish and went 6-for-17 for 55 yards and two interceptions. He also lost a fumble that Stanford's Jordan Fox recovered in the end zone for a touchdown that sealed the game with 20 seconds remaining.

The Wildcats failed to score after Stanford backup quarterback Davis Mills lost a fumble that Greg Newsome II returned to the 21. Northwestern gained one yard on three plays before Charlie Kuhbander missed wide right on a 38-yard field goal try.

The Wildcats got on the board on a 1-yard run by John Moten IV midway through the fourth quarter.

The Cardinal has won 22 consecutive home nonconference games under David Shaw.

Stanford next travels to USC on Saturday, Sept. 7 at 7:30 p.m.



GAME 2 SEPT. 7, 2019



MEMORIAL COLISEUM (LOS ANGELES, CALIF.)

KICKOFF: 7:35 P.M. PT • ATTENDANCE: 62,109 • GAME DURATION: 3:10



#23 STANFORD

20

7

13

0

0

-



USC

45

3

21

7

14

-

Qtr	Time	Team - Scoring Play	Plays-Yards	TOP	Score
1st	10:03	USC - McGrath 23 yd field goal	12-72	4:57	STAN 0-USC 3
	5:39	STAN - Wedington 15 yd pass from Mills (Toner PAT)	7-35	4:11	STAN 7-USC 3
2nd	14:56	STAN - Scarlett 3 yd run (Toner PAT)	8-80	3:14	STAN 14-USC 3
	13:47	STAN - Toner 32 yd field goal	4-7	1:02	STAN 17-USC 3
	11:29	USC - St. Brown 39 yd pass from Slovis (McGrath PAT)	6-75	2:18	STAN 17-USC 10
	8:00	STAN - Toner 37 yd field goal	7-57	3:21	STAN 20-USC 10
	4:54	USC - Carr 25 yd run (McGrath PAT)	7-75	2:59	STAN 20-USC 17
	0:31	USC - St. Brown 7 yd pass from Slovis (McGrath PAT)	7-70	1:50	STAN 20-USC 24
3rd	0:44	USC - Malepeai 4 yd run (McGrath PAT)	7-70	2:37	STAN 20-USC 31
4th	10:19	USC - Malepeai 6 yd run (McGrath PAT)	7-39	3:02	STAN 20-USC 38
	6:01	USC - Vaughns 16 yd pass from Slovis (McGrath PAT)	4-34	2:20	STAN 20-USC 45

	Stanford	USC
FIRST DOWNS	23	23
RUSHES-YARDS (NET)	30-98	28-115
PASSING YDS (NET)	237	377
Passes Att-Comp-Int	36-22-1	33-28-0
TOTAL OFFENSE PLAYS-YARDS	66-335	61-492
Fumble Returns-Yards	0-0	0-0
Punt Returns-Yards	1-15	1-14
Kickoff Returns-Yards	5-138	4-79
Interception Returns-Yards	0-0	1-0
Punts (Number-Avg)	1-46.0	2-42.0
Fumbles-Lost	0-0	1-1
Penalties-Yards	7-60	8-93
Possession Time	33:29	26:31
Third-Down Conversions	4 of 11	5 of 9
Fourth-Down Conversions	0 of 2	1 of 1
Red-Zone Scores-Chances	4-5	5-5
Sacks By: Number-Yards	1-4	3-15

RUSHING

Stanford-Scarlett, Cameron 17-82; Wedington, Connor 1-17; Maddox, Dorian 5-8; Jones, Austin 1-minus 2; Mills, Davis 6-minus 7.
 USC-Malepeai, Vavae 12-42; Carr, Stephen 6-33; Stepp, Markese 3-33; Slovis, Kedon 6-12; TEAM 1-minus 5.

PASSING

Stanford-Mills, Davis 22-36-1-237.
 USC-Slovis, Kedon 28-33-0-377.

RECEIVING

Stanford-Parkinson, Colby 7-89; Wedington, Connor 5-67; Scarlett, Cameron 2-27; Jones, Austin 2-19; St. Brown, Osiris 2-19; Peat, Nathaniel 1-11; Harrington, Scooter 1-5; Heimuli, Houston 1-2; Maddox, Dorian 1-minus 2.
 USC-St. Brown, Amon 8-97; Pittman, Michae 6-82; Vaughns, Tyler 5-106; London, Drake 3-62; McClain, Munir 2-10; Malepeai, Vavae 2-6; Williams, Devon 1-11; Carr, Stephen 1-3.

INTERCEPTIONS

USC-Johnson, Greg 1-0.

FUMBLES

USC-Jones, Velus 1-1.

SACKS (UA-A)

Stanford-Toohill, Casey 1-0.
 USC-Tufele, Jay 1-0; Murphy, Connor 1-0; Tremblay, Caleb 0-1; Echols, Hunter 0-1.

TACKLES (UA-A)

Stanford-Adebo, Paulson 5-3; Williamson, Kendall 6-1; Pryts, Andrew 3-4; Antoine, Malik 3-3; Toohill, Casey 1-4; Eboh,Obi 3-1; Swann, Jovan 3-1; Fox, Jordan 1-3; Kelly, Kyu Blu 2-1; Robinson, Curtis 1-2; Williams, Noah 2-0; Reid, Gabe 1-1; Miezan, Ricky 0-2; Jones, Brock 0-2; Booker, Thomas 0-2; Wade-Perry, Dalyn 0-2; Beecher, Ryan 1-0; Trinh, Anthony 1-0; Keck, Thunder 1-0; Parson, J.J. 1-0; Parkinson, Colby 1-0; Schaffer, Thomas 0-1; Umerah, Tobe 0-1.
 USC-Hufanga, Talano 7-3; Johnson, Greg 4-2; Tufele, Jay 3-3; Houston, John 4-1; Tuipulotu, Marl 3-1; Griffin, Olajia 3-1; Pola-Mao, Isaia 3-1; Mauga, Kana'i 2-2; Williams, Chase 3-0; Jackson, Drake 1-2; Gaoteote, Palai 0-3; Murphy, Connor 2-0; Taylor-Stuart, 1-1; Echols, Hunter 1-1; Jones, Velus 1-1; Falaniko, Julia 0-2; Rector, Christi 1-0; Tremblay, Caleb 0-1; Allen, Briton 0-1; Figueroa, Nick 0-1; Goforth, Ralen 0-1.

Trojans Prevail

LOS ANGELES - Freshman Kedon Slovis passed for 377 yards and three touchdowns, and USC rolled to a 45-20 victory over No. 23 Stanford on Saturday night.

Slovis went 28 of 33 and set a school record for yards passing by a freshman in his first start as the Trojans (2-0, 1-0 Pac-12) rallied from an early 14-point deficit to beat the Cardinal (1-1, 0-1 Pac-12), which entered Saturday's game having won eight of the previous 12 meetings.

Slovis, the unheralded 18-year-old recruit from Arizona whose high school position coach was Kurt Warner, won his duel with fellow first-time starter Davis Mills, who went 22 of 36 for 237 yards for Stanford.

Cameron Scarlett rushed for 82 yards and a touchdown, but the Cardinal was outscored 42-3 in the final 43 minutes.

Both quarterbacks got into the spotlight because of injuries to the schools' chosen starters last week. USC's J.T. Daniels is out for the season after injuring his knee while being tackled on a blitz, while Stanford's K.J. Costello was ruled out for this week after a head hit.

Both passers got off to strong starts at the Coliseum, but only Slovis sustained it.

Mills completed his first four passes while the Cardinal opened with two long touchdown drives, capping the opener with his first career TD pass to Connor Wedington. Stanford jumped out to a 17-3 lead with a field goal after USC's Velus Jones fumbled a kickoff return, but the Trojans soon got rolling.

Colby Parkinson hauled in seven catches for 89 yards while Wedington added five receptions for 67 yards.

The Trojans went up 31-20 when Vavae Malepeai punched it in after Slovis hit Michael Pittman Jr. with a pinpoint 30-yard pass. After USC's Greg Johnson grabbed the game's first interception, Slovis marched the Trojans on another resilient TD drive capped by Malepeai again.



GAME 3 SEPT. 14, 2019



SPECTRUM STADIUM (ORLANDO, FLA.)

KICKOFF: 3:30 P.M. ET • ATTENDANCE: 45,008 • GAME DURATION: 3:40

STANFORD	27	7	0	3	17	-
#17 UCF	45	28	10	0	7	-

Qtr	Time	Team - Scoring Play	Plays-Yards	TOP	Score
1st	11:41	UCF - Williams 28 yd pass from Gabriel (Barnas PAT)	8-77	1:53	STAN 0-UCF 7
	10:44	UCF - McCrae 1 yd run (Barnas PAT)	1-1	0:02	STAN 0-UCF 14
	8:21	UCF - Nixon 38 yd pass from Gabriel (Barnas PAT)	6-62	1:28	STAN 0-UCF 21
	5:49	STAN - Jones 35 yd run (Toner PAT)	6-79	2:32	STAN 7-UCF 21
	4:33	UCF - Davis 38 yd pass from Gabriel (Barnas PAT)	5-65	1:16	STAN 7-UCF 28
2nd	7:37	UCF - Barnas 21 yd field goal	11-72	3:38	STAN 7-UCF 31
	1:00	UCF - Anderson 1 yd run (Barnas PAT)	7-96	3:43	STAN 7-UCF 38
3rd	8:17	STAN - Toner 36 yd field goal	10-28	5:07	STAN 10-UCF 38
4th	14:54	STAN - Wilson 24 yd pass from Costello (TonerPAT)	13-75	5:20	STAN 17-UCF 38
	11:17	UCF - Hescock 1 yd pass from Gabriel (Barnas PAT)	8-67	3:37	STAN 17-UCF 45
	07:57	STAN - Toner 35 yd field goal	9-58	3:20	STAN 20-UCF 45
	01:41	STAN - McGill 28 yd fumble recovery (Toner PAT)	--	--	STAN 27-UCF 45

	Stanford	UCF
FIRST DOWNS	21	24
RUSHES-YARDS (NET)	23-116	44-198
PASSING YDS (NET)	233	347
Passes Att-Comp-Int	49-24-1	30-22-0
TOTAL OFFENSE PLAYS-YARDS	72-349	74-545
Fumble Returns-Yards	1-28	0-0
Punt Returns-Yards	1-21	2-4
Kickoff Returns-Yards	1-21	1-22
Interception Returns-Yards	0-0	1-40
Punts (Number-Avg)	7-41.4	3-43.0
Fumbles-Lost	0-0	1-1
Penalties-Yards	6-48	8-72
Possession Time	32:31	27:29
Third-Down Conversions	7 of 18	8 of 14
Fourth-Down Conversions	1 of 1	0 of 1
Red-Zone Scores-Chances	2-2	4-4
Sacks By: Number-Yards	0-0	0-0

RUSHING

Stanford-Jones, Austin 7-65; Scarlett, Cameron 12-45; Costello, K.J. 2-16; Maddox, Dorian 1-3; TEAM 1-minus 13.
UCF-MCCRAE, Greg 11-109; KILLINS, Adrian 8-44; THOMPSON, Ben. 7-38; ANDERSON, O. 10-31; GABRIEL, Dillon 3-9; WIMBUSH, B. 1-minus 2; Team 3-minus 7; JONES, Quadry 1-minus 24.

PASSING

Stanford-Costello, K.J. 21-44-1-199; Mills, Davis 3-5-0-34.
UCF-GABRIEL, Dillon 22-30-0-347.

RECEIVING

Stanford-Parkinson, Colby 6-51; Wilson, Michael 5-71; Scarlett, Cameron 5-34; St. Brown, Osiris 3-51; Wedington, Connor 3-26; Jones, Austin 1-4; Peat, Nathaniel 1-minus 4.
UCF-NIXON, Tre 5-88; DAVIS, Gabriel 4-63; HESCOCK, Jake 4-47; KILLINS, Adrian 4-28; WILLIAMS, Mar. 3-73; HARRIS, Jacob 1-40; ANDERSON, O. 1-8.

INTERCEPTIONS

UCF-ROBINSON, A. 1-40.

FUMBLES

UCF-JONES, Quadry 1-1.

SACKS (UA-A)

None

TACKLES (UA-A)

Stanford-Toohill, Casey 5-3; Booker, Thomas 4-3; Robinson, Curtis 4-2; Antoine, Malik 1-4; Williamson, Kendall 3-1; Beecher, Ryan 3-1; Wade-Perry, Dalyn 2-2; Sinclair, Tristan 2-2; Adebo, Paulson 1-3; Kelly, Kyu Blu 3-0; Schaffer, Thomas 3-0; Fox, Jordan 2-1; Reid, Gabe 2-1; McGill, Jonathan 2-1; Pryts, Andrew 1-1; Williams, Michael 1-1; Eboh,Obi 1-1; Swann, Jovan 1-0; Keck, Thunder 1-0; Maddox, Dorian 1-0; Trinh, Anthony 0-1.
UCF-GRANT, Richie 4-4; COLLIER, A. 3-4; GILYARD, Eriq 3-4; BETHUNE, Tatum 4-1; EVANS, Nate 4-1; GOWAN, Tay 2-2; CHARLTON, Randy 1-3; MITCHELL, Eric 2-1; ROBINSON, A. 2-1; LESTER, Dyllon 1-1; GAINOUS, Derek 1-1; HAYES, Brendon 1-0; TURNIER, Kenny 1-0; WOODSON, Landon 1-0; CLARKE, Nevelle 1-0; HANCOCK, Noah 1-0; GOODE, Cam 0-1; POWELL, Jon 0-1; HAYES, Jordan 0-1; BURGESS-BECKER 0-1; MCMILLIAN, J. 0-1.

Cardinal Falls at UCF

ORLANDO, Fla. - Stanford fell behind early and dropped its second straight game, falling to No. 17 UCF 45-27 on Saturday afternoon.

Freshman Dillon Gabriel threw for 347 yards and four touchdowns in his second college start, and UCF scored at least 30 points for the 29th consecutive game -- the longest streak in the Football Bowl Subdivision since 1936.

The Cardinal (1-2, 0-1 Pac-12) trailed 38-7 at halftime and struggled offensively against the Knights (3-0, 0-0 American), which scored on six of their first seven possessions.

Gabriel completed 22 of 30 passes, including TD throws of 28 yards to Marlon Williams, 38 yards to Tre Nixon, 38 yards to Gabriel Davis and 1-yard to Jake Hescock.

Greg McCrae rushed for 109 yards and one touchdown for UCF, which has won 25 consecutive regular-season games and 28 of 29 overall since the start of 2017.

K.J. Costello returned to Stanford's lineup after sitting out against USC with a head injury and completed 21 of 44 passes for 199 yards, one touchdown and an interception that led to one UCF score.

Austin Jones had a 35-yard TD run and finished with 65 yards rushing on seven carries for the Cardinal, while Costello's 24-yard TD pass to Michael Wilson trimmed the Cardinal's halftime deficit to 38-17 early in the fourth quarter.

Stanford, which outscored the Knights 20-7 in the second half, rounded out its scoring with a 35-yard field goal from Jet Toner and Jonathan McGill's 28-yard fumble return for a touchdown with 1:41 remaining.

Stanford played a regular season game in Florida for the first time. It was the fourth appearance in the Sunshine State all-time. The Cardinal played Clemson in the 1986 Gator Bowl, Penn State in the 1993 Blockbuster Bowl and Virginia Tech in the 2011 Orange Bowl.



GAME 4 SEPT. 21, 2019



STANFORD STADIUM (STANFORD, CALIF.)

KICKOFF: 7:35 P.M. PT • ATTENDANCE: 50,420 • GAME DURATION: 3:30



#16 OREGON

21

7

7

0

7

-



STANFORD

6

3

0

0

3

-

Qtr	Time	Team - Scoring Play	Plays-Yards	TOP	Score
1st	8:43	STAN - Toner 32 yd field goal	12-61	6:17	STAN 3-ORE 0
	4:13	ORE - Redd 36 yd pass from Herbert (Lewis PAT)	2-55	0:35	STAN 3-ORE 7
2nd	5:58	ORE - Breeland 16 yd pass from Herbert (Lewis PAT)	10-80	4:12	STAN 3-ORE 14
4th	10:40	ORE - Breeland 24 yd pass from Herbert (Lewis PAT)	5-50	2:01	STAN 3-ORE 21
	7:32	STAN - Toner 38 yd field goal	7-39	3:08	STAN 6-ORE 21

	Oregon	Stanford
FIRST DOWNS	17	13
RUSHES-YARDS (NET)	30-61	33-114
PASSING YDS (NET)	259	120
Passes Att-Comp-Int	24-19-0	30-16-1
TOTAL OFFENSE PLAYS-YARDS	54-320	63-234
Fumble Returns-Yards	0-0	0-0
Punt Returns-Yards	1-0	2-9
Kickoff Returns-Yards	1-22	2-64
Interception Returns-Yards	1-3	0-0
Punts (Number-Avg)	6-45.7	6-42.7
Fumbles-Lost	1-0	0-0
Penalties-Yards	2-30	6-45
Possession Time	25:39	34:21
Third-Down Conversions	5 of 12	5 of 16
Fourth-Down Conversions	0 of 0	0 of 2
Red-Zone Scores-Chances	1-2	2-2
Sacks By: Number-Yards	5-26	4-25

RUSHING

Oregon-Verdell, CJ 24-82; Dye, Travis 1-1; Herbert, Justin 5-minus 22.
Stanford-Scarlett, Cameron 19-97; Jones, Austin 3-20; Wedington, Connor 2-13; Maddox, Dorian 2-7; Costello, K.J. 7-minus 23.

PASSING

Oregon-Herbert, Justin 19-24-0-259.
Stanford-Costello, K.J. 16-30-1-120.

RECEIVING

Oregon-Breeland, Jacob 5-78; Addison, Bryan 4-42; Redd, Jaylon 3-54; Johnson III, J. 3-41; Webb, Spencer 2-12; Dye, Travis 1-24; Delgado, Josh 1-8.
Stanford-Wilson, Michael 5-61; Wedington, Connor 5-21; St. Brown, Osiris 3-28; Fisk, Tucker 1-8; Jones, Austin 1-4; Symonds, Jay 1-minus 2.

INTERCEPTIONS

Oregon-Holland, Jevon 1-3.

FUMBLES

Oregon-Herbert, Justin 1-0.

SACKS (UA-A)

Oregon-Cumberlander 1-1; Carlberg, D. 1-0; Faoliu, Andrew 1-0; Thibodeaux, K. 0-1; Winston Jr., L. 1-0.
Stanford-Toohill, Casey 2-0; Fox, Jordan 1-0; Schaffer, Thomas 1-0.

TACKLES (UA-A)

Oregon-Graham Jr., T. 6-3; Holland, Jevon 5-3; Pickett, Nick 4-1; Dye, Troy 3-1; Slade-Matautia 3-0; Young, Bryson 2-1; Carlberg, D. 2-1; McKinley III, V 2-1; Cumberlander 1-2; Funa, Mase 2-0; Lenoir, D. 2-0; Woods Jr., Haki 1-1; Aumavae, Popo 1-1; Thibodeaux, K. 1-1; Baker, Gary 0-2; Cunningham, MJ 1-0; Scott, Jordan 1-0; Winston Jr., L. 1-0; Stephens, Steve 1-0; Dorlus, Brandon 1-0; Faoliu, Andrew 1-0; Hill, Jamal 1-0; Davis, Daewood 0-1; Faoliu, Austin 0-1; Niu, Sampson 0-1; James, DJ 0-1.
Stanford-Pryts, Andrew 6-2; Toohill, Casey 6-2; Fox, Jordan 4-4; Williamson, Kendall 4-3; Williams, Michael 2-3; Reid, Gabe 1-4; Kelly, Kyu Blu 2-2; Robinson, Curtis 1-3; Booker, Thomas 2-0; Schaffer, Thomas 1-1; McNitzky, Richard 1-0; Parkinson, Colby 1-0; Jones, Brock 1-0; Adebo, Paulson 1-0; Antoine, Malik 0-1; Swann, Jovan 0-1.

Cardinal Falls to Ducks

STANFORD, Calif. (AP) - Stanford's defense applied the pressure on No. 16 Oregon all game long, but fell to the Ducks Saturday evening at Stanford Stadium, 21-6.

The Ducks (3-1, 1-0) used an efficient day from quarterback Justin Herbert and another strong defensive performance to end a three-game losing streak to the Cardinal (1-3, 0-2).

Herbert finished 19 for 24 for 259 yards. He connected with Jaylon Redd and Breeland on scoring strikes in the first half and put the game away with a 24-yard pass to Breeland that made it 21-3 five plays after K.J. Costello was intercepted by Jevon Holland.

Costello completed 16 of 30 passes for 120 yards with an interception.

Stanford started the game well, holding the ball for more than six minutes before settling for a field goal on the opening drive. But two straight three-and-outs and two more drives that failed to get inside the Oregon 40 followed and Oregon's big-play offense led by Herbert took control.

The Cardinal defense registered four sacks on the night, led by Casey Toohill's two.

A two-play, 55-yard drive gave the Ducks the lead when Herbert found Redd alone in the middle of the field for a 36-yard catch and run. The Ducks added a 10-play drive in the second quarter that featured two conversions on third and long and a perfectly executed back-shoulder throw to Breeland for a 16-yard TD that made it 14-3.

Next, the Cardinal visit Oregon State in Corvallis on Saturday, September 28.



GAME 5 SEPT. 28, 2019



RESER STADIUM (CORVALLIS, ORE.)

KICKOFF: 4:25 P.M. PT • ATTENDANCE: 32,326 • GAME DURATION: 3:18

	STANFORD	31	7	7	7	10	-
	OREGON STATE	28	0	0	7	21	-

Qtr	Time	Team - Scoring Play	Plays-Yards	TOP	Score
1st	1:37	STAN - Wilson 26 yd pass from Mills (Toner PAT)	6-68	3:28	STAN 7-OSU 0
2nd	1:24	STAN - Parkinson 3 yd pass from Mills (Toner PAT)	10-80	5:06	STAN 14-OSU 0
3rd	6:14	STAN - Tremayne 3 yd pass from Mills (Toner PAT)	11-80	5:48	STAN 21-OSU 0
	1:21	OSU - Hodgins 11 yd pass from Luton (Choukair PAT)	11-75	4:53	STAN 21-OSU 7
4th	12:23	OSU - Pierce 43 yd run (Choukair PAT)	8-95	2:21	STAN 21-OSU 14
	9:31	STAN - Mills 8 yd pass from Parkinson (Toner PAT)	6-72	2:47	STAN 28-OSU 14
	7:05	OSU - Baylor 1 yd run (Choukair PAT)	6-75	2:26	STAN 28-OSU 21
	1:55	OSU - Pierce 1 yd run (Choukair PAT)	10-77	2:34	STAN 28-OSU 28
	0:01	STAN - Toner 39 yd field goal	7-29	1:44	STAN 31-OSU 28

	Stanford	Oregon State
FIRST DOWNS	18	28
RUSHES-YARDS (NET)	31-100	33-164
PASSING YDS (NET)	253	337
Passes Att-Comp-Int	27-19-0	39-27-0
TOTAL OFFENSE PLAYS-YARDS	58-353	72-501
Fumble Returns-Yards	0-0	0-0
Punt Returns-Yards	1-27	0-0
Kickoff Returns-Yards	5-147	4-45
Interception Returns-Yards	0-0	0-0
Punts (Number-Avg)	3-50.3	2-45.0
Fumbles-Lost	0-0	0-0
Penalties-Yards	7-38	7-56
Possession Time	32:17	27:43
Third-Down Conversions	7 of 14	9 of 13
Fourth-Down Conversions	1 of 1	0 of 0
Red-Zone Scores-Chances	4-4	3-4
Sacks By: Number-Yards	4-28	2-19

RUSHING

Stanford-Scarlett, Cameron 24-92; Peat, Nathaniel 1-5; Jones, Austin 2-2; Mills, Davis 4-1.
Oregon State-Pierce, Artavis 16-141; Jefferson, J. 4-17; Baylor, B.J. 3-10; Colletto, Jack 2-9; Lindsey, Tyjon 1-5; Luton, Jake 7-minus 18.

PASSING

Stanford-Mills, Davis 18-25-0-245; TEAM 0-1-0-0; Parkinson, Colby 1-1-0-8.
Oregon State-Luton, Jake 27-39-0-337.

RECEIVING

Stanford-Wedington, Connor 5-31; St. Brown, Osiris 4-46; Wilson, Michael 3-87; Parkinson, Colby 3-44; Scarlett, Cameron 1-18; Fehoko, Simi 1-16; Mills, Davis 1-8; Tremayne, Brycen 1-3.
Oregon State-Hodgins, Isaiah 10-162; Flemings, Champ 5-64; Pierce, Artavis 4-46; Togia, Noah 4-29; Taylor, Kolby 3-29; Lindsey, Tyjon 1-7.

INTERCEPTIONS

None

FUMBLES

None

SACKS (UA-A)

Stanford-Booker, Thomas 2-0; Swann, Jovan 1-0; Reid, Gabe 1-0.
Oregon State-Rashed, H. 2-0.

TACKLES (UA-A)

Stanford-McGill, Jonathan 7-4; Booker, Thomas 5-3; Robinson, Curtis 4-3; Swann, Jovan 4-2; Pryts, Andrew 3-3; Fox, Jordan 2-3; Williamson, Kendall 4-0; Kelly, Kyu Blu 4-0; Antoine, Malik 3-1; Eboh, Obi 2-1; Reid, Gabe 2-0; Keck, Thunder 1-0; Toohill, Casey 1-0; Head, Stuart 1-0; Adebo, Paulson 1-0; Umerah, Tobe 0-1; Williams, Michael 0-1.
Oregon State-Rashed, H. 5-3; Dunn, Isaiah 5-0; Smith, Shemar 4-1; Hicks, Onu, Omar 3-2; Roberts, Avery 3-2; Wilson, Shawn 4-0; Taumoelau, Doug 2-1; Aydon, Elu 2-1; Wright, Nahshon 1-2; Hodgins, Isaac 2-0; Baylor, B.J. 2-0; Manning, J. 2-0; Sharp, Riley 1-1; McCartan, John 1-1; Morris, David 0-2; Choukair, J. 1-0; Colletto, Jack 1-0; Whittley, J. 1-0; Hayes, Kaleb 1-0; Forest, Jojo 1-0; Leonnig, Luke 0-1; Skelton, A. 0-1.

Stanford Special

CORVALLIS, Ore. - Jet Toner kicked a game-winning 39-yard field goal with six seconds left and Stanford overcame Oregon State's late rally for a 31-28 victory Saturday night that snapped a three-game losing streak.

The Beavers tied the game at 28-28 on Artavis Pierce's 1-yard touchdown run with 1:55 left in the game. But Connor Wedington returned the kickoff 43 yards and Davis Mills passed for a first down and ran for another on a final drive that ended with Toner's field goal.

Mills, starting in place of injured quarterback K.J. Costello, threw for 245 yards and three touchdowns for the Cardinal (2-3, 1-2 Pac-12), which extended its winning streak over the Beavers to 10 games. Costello sat out of the game after injuring his thumb in Stanford's loss to No. 13 Oregon last Saturday.

The game, which was delayed for 15 minutes because of lightning in the area, was the Pac-12 opener for the Beavers (1-3, 0-1).

Jake Luton threw for 337 yards and a touchdown for the Beavers. Isaiah Hodgins had 10 catches for 162 yards and a TD. Hodgins went into the game ranked eighth nationally with an average of 115.7 receiving yards a game.

The Cardinal led 28-14 in the fourth quarter, but B.J. Baylor's 1-yard touchdown run closed the gap with 7:01 left and gave the Beavers momentum.

Stanford's opening drive ended when Toner missed a 53-yard field goal attempt. Oregon State's ensuing drive ended with Jordan Choukair's missed 50-yard try. The Cardinal took over and capped its drive with Mills' 22-yard touchdown pass to Michael Wilson.

Choukair's 33-yard field goal attempt was blocked by Stanford midway through the second quarter.

Mills found Colby Parkinson with a 2-yard touchdown pass late in the half to take a 14-0 lead. The 6-foot-7 Parkinson was key to Stanford's victory over Oregon State last year with four touchdown receptions. In total, Parkinson caught six passes for 166 yards in the 48-17 win in Palo Alto.

The Beavers got to the Stanford 25 before the break, but Luton was sacked twice, once for 15 yards and again for 5 yards, before time ran out.

Mills connected with Brycen Tremayne on a 3-yard touchdown to extend the lead midway through the third quarter before Luton's 11-yard scoring pass to Hodgins, who barely got a hand on the ball while swarmed by three defenders. Pierce made it interesting with a 43-yard touchdown run for Oregon State with 12:23 left in the game, closing within 21-14.

Stanford appeared to get a 46-yard field goal from Toner, but the Beavers were penalized on the play, negating the kick and giving the Cardinal a first down. A roughing the passer foul on Oregon State gave Stanford another first down and Parkinson found a leaping Mills, who made an athletic catch to haul in an 8-yard scoring pass.



GAME 6 OCT. 5, 2019



STANFORD STADIUM (STANFORD, CALIF.)

KICKOFF: 7:40 P.M. PT • ATTENDANCE: 33,225 • GAME DURATION: 3:08



#15 WASHINGTON

13

7

3

3

0

-



STANFORD

23

3

10

7

3

-

Qtr	Time	Team - Scoring Play	Plays-Yards	TOP	Score
1st	9:51	STAN - Toner 20 yd field goal	11-80	5:09	STAN 3-WASH 0
	4:31	WASH - Otton 3 yd pass from Eason (Henry PAT)	10-75	5:20	STAN 3-WASH 7
2nd	12:58	STAN - Toner 20 yd field goal	13-73	6:33	STAN 6-WASH 7
	10:00	STAN - Fehoko 42 yd pass from Mills (Toner PAT)	4-73	2:02	STAN 13-WASH 7
	5:59	WASH - Henry 25 yd field goal	11-92	4:01	STAN 13-WASH 10
3rd	6:02	STAN - Scarlett 4 yd run (Toner PAT)	7-47	2:52	STAN 20-WASH 10
	3:16	WASH - Henry 38 yd field goal	7-79	2:46	STAN 20-WASH 13
4th	8:04	STAN - Toner 36 yd field goal	5-22	2:42	STAN 23-WASH 13

TACKLES (UA-A)

Washington-Onwuzurike, L. 5-4; Molden, Elijah 4-5; Bryant, Myles 4-4; Tryon, Joe 6-1; Manu, Kyler 4-2; McDuffie, Trent 4-1; Bowman, Ryan 3-2; Wellington, B. 2-3; Letuligasenoa, T. 1-4; Potoa'e, Benning 3-1; Turner, Asa 2-1; Bronson, Josiah 2-1; Taylor, Keith 0-2; Taimani, Sam 0-2; Sirmon, Jackson 1-0; Cook, Alex 1-0; Williams, C. 1-0; Gordon, Kyle 1-0; McKinney, B. 0-1.

Stanford-Robinson, Curtis 4-4; Reid, Gabe 3-3; Adebo, Paulson 4-1; Antoine, Malik 2-3; Williams, Michael 3-0; Swann, Jovan 2-1; Pryts, Andrew 0-3; Umerah, Tobe 1-1; Toohill, Casey 1-1; Booker, Thomas 0-2; McGill, Jonathan 1-0; Williamson, Kendall 1-0; Wade-Perry, Dalyn 0-1; Schaffer, Thomas 0-1; Johnson, Ryan 0-1.

	Washington	Stanford
FIRST DOWNS	15	24
RUSHES-YARDS (NET)	22-88	43-189
PASSING YDS (NET)	206	293
Passes Att-Comp-Int	36-16-1	31-21-0
TOTAL OFFENSE PLAYS-YARDS	58-294	74-482
Fumble Returns-Yards	0-0	0-0
Punt Returns-Yards	0-0	1-3
Kickoff Returns-Yards	0-0	2-35
Interception Returns-Yards	0-0	1-0
Punts (Number-Avg)	4-44.0	4-36.5
Fumbles-Lost	0-0	1-0
Penalties-Yards	4-34	9-70
Possession Time	20:59	39:01
Third-Down Conversions	2 of 12	6 of 14
Fourth-Down Conversions	2 of 3	1 of 1
Red-Zone Scores-Chances	2-3	4-4
Sacks By: Number-Yards	1-5	2-21

A Scarlett Saturday

STANFORD, Calif. - Cameron Scarlett rushed for a career-high 151 yards and a touchdown, quarterback Davis Mills had another impressive game in place of injured starter K.J. Costello, and Stanford pulled off its biggest win of the season, defeating No. 15 Washington 23-13 on Saturday night.

The Cardinal (3-3, 2-2 Pac-12) extended their home winning streak to six games, dating to 2007, against the Huskies with a plodding, methodical offense that kept Washington quarterback Jacob Eason on the sidelines for long chunks of the game.

Stanford dominated Washington (4-2, 1-2 Pac-12) in nearly every offensive category and held an 18-minute edge in time of possession.

Jet Toner added three field goals to help the Cardinal, who have won back-to-back games following a three-game losing streak.

Mills was crisp until coming out of the game in the middle of a scoring drive in the fourth quarter. Mills was 21-of-30 passing for 293 yards and a touchdown, but spent the final 9 minutes on the sidelines. Jack West ran the offense down the stretch.

Stanford got a big lift from its defense, which harassed Eason into an interception and forced a punt on Washington's first two drives in the fourth quarter.

Eason was 15 of 35 for 181 yards, one touchdown and one interception.

RUSHING

Washington-Newton, Richard 10-64; Ahmed, Salvon 6-28; McGrew, Sean 3-12; Eason, Jacob 3-minus 16. Stanford-Scarlett, Cameron 33-151; Mills, Davis 3-26; Maddox, Dorian 4-17; Jones, Austin 2-0; West, Jack 1-minus 5.

PASSING

Washington-Eason, Jacob 16-36-1-206
Stanford-Mills, Davis 21-30-0-293; TEAM 0-1-0-0; West, Jack 0-0-0-0.

RECEIVING

Washington-Fuller, Aaron 9-171; Otton, Cade 2-16; Bynum, Terrell 1-9; Bryant, Hunter 1-8; McGrew, Sean 1-3; Baccellia, A. 1-1; Ahmed, Salvon 1-minus 2.
Stanford-Wilson, Michael 6-51; Wedington, Connor 4-38; Fehoko, Simi 3-91; Parkinson, Colby 2-42; Scarlett, Cameron 2-32; St. Brown, Osiris 1-17; Fisk, Tucker 1-16; Jones, Austin 1-5; Maddox, Dorian 1-1.

INTERCEPTIONS

Stanford-Kelly, Kyu Blu 1-0.

FUMBLES

Stanford-Scarlett, Cameron 1-0.

SACKS (UA-A)

Washington-Bowman, Ryan 1-0.
Stanford-Reid, Gabe 1-0; Umerah, Tobe 1-0.



GAME 7 OCT. 17, 2019



STANFORD STADIUM (STANFORD, CALIF.)

KICKOFF: 6:02 P.M. PT • ATTENDANCE: 31,464 • GAME DURATION: 3:18

UCLA

34

14

7

6

7

-



STANFORD

16

10

0

0

6

-

Qtr	Time	Team - Scoring Play	Plays-Yards	TOP	Score
1st	11:45	STAN - Toner 42 yd field goal	8-51	3:15	STAN 3-UCLA 0
	8:16	UCLA - Philips 19 yd pass from Thompson-Robinson (Molson PAT)	9-69	3:20	STAN 3-UCLA 7
	4:48	UCLA - Philips 3 yd pass from Thompson-Robinson (Molson PAT)	5-50	1:43	STAN 3-UCLA 14
	1:29	STAN - Tremayne 0 yd blocked punt return (Sanborn PAT)	---	---	STAN 10-UCLA 14
2nd	5:31	UCLA - Thompson-Robinson 1 yd run (Molson PAT)	6-85	2:44	STAN 10-UCLA 21
3rd	11:02	UCLA - Molson, JJ 43 yd field goal	11-50	3:58	STAN 10-UCLA 24
	3:12	UCLA - Molson, JJ 49 yd field goal	5-29	2:06	STAN 10-UCLA 27
4th	6:55	UCLA - Kelley 54 yd run (Molson PAT)	3-61	1:30	STAN 10-UCLA 34
	2:50	STAN - Scarlett 6 yd run (West pass failed)	7-75	4:05	STAN 16-UCLA 34

	UCLA	Stanford
FIRST DOWNS	20	11
RUSHES-YARDS (NET)	43-263	30-55
PASSING YDS (NET)	192	143
Passes Att-Comp-Int	34-21-1	32-15-0
TOTAL OFFENSE PLAYS-YARDS	77-455	62-198
Fumble Returns-Yards	0-0	0-0
Punt Returns-Yards	1-4	3-21
Kickoff Returns-Yards	1-27	2-38
Interception Returns-Yards	0-0	1-2
Punts (Number-Avg)	5-33.6	8-40.5
Fumbles-Lost	0-0	1-1
Penalties-Yards	8-72	3-14
Possession Time	31:40	28:20
Third-Down Conversions	7 of 16	5 of 16
Fourth-Down Conversions	0 of 2	0 of 2
Red-Zone Scores-Chances	3-3	1-1
Sacks By: Number-Yards	7-34	3-26

RUSHING

UCLA-Kelley, Joshua 18-176; Thmpsn-Robinson 13-66; Kinder, Cole 4-33; Team 1-minus 3; Felton, D 7-minus 9.
 Stanford-Scarlett, Cameron 13-34; Jones, Austin 2-16; Peat, Nathaniel 1-14; Maddox, Dorian 3-14; West, Jack 11-minus 23.

PASSING

UCLA-Thmpsn-Robinson 21-34-1-192.
 Stanford-West, Jack 15-32-0-143.

RECEIVING

UCLA-Philips, Kyle 10-100; Asiasi, Devin 4-41; Felton, D 3-23; Erwin, Jaylen 2-15; Kelley, Joshua 2-13.
 Stanford-Parkinson, Colby 4-26; Wedington, Connor 3-48; Fehoko, Simi 2-35; St. Brown, Osiris 2-3;
 Maddox, Dorian 1-11; Scarlett, Cameron 1-9; Jones, Austin 1-8; Wilson, Michael 1-3.

INTERCEPTIONS

Stanford-Adebo, Paulson 1-2.

FUMBLES

Stanford-Scarlett, Cameron 1-1.

SACKS (UA-A)

UCLA-Isibor, Odua 1-1; Woods, Josh 1-1; Harris, Jason 1-0; Odighizuwa, Osa 0-1; Toailoa, Leni 0-1; Barnes, Krys 0-1; Jones, Carl 1-0; Lucier-South, K 0-1.
 Stanford-Herron, Stephen 0-1; Williams, Michael 1-0; Kelly, Kyu Blu 1-0; Robinson, Curtis 0-1.

TACKLES (UA-A)

UCLA-Blaylock, S 7-2; Barnes, Krys 3-2; Guidry, Elisha 3-1; Odighizuwa, Osa 1-3; Toailoa, Lokeni 1-3; Shaw, Jay 3-0; Jones, Carl 2-1; Woods, Josh 1-2; Norwood, Josiah 1-1; Pitts, Shea 1-1; Toailoa, Leni 1-1; Isibor, Odua 1-1; Lucier-South, K 1-1; Fernea, Ethan 0-2; Holmes, Darnay 1-0; Churchwell, K 1-0; Williams, R 1-0; Gates, Elijah 1-0; Harris, Jason 1-0; Felton, D 1-0; Mafi, Atonio 1-0; Jackson, Datona 1-0; Kelley, Joshua 0-1; Jolly, Patrick 0-1; Philips, Kyle 0-1.
 Stanford-Robinson, Curtis 4-5; Booker, Thomas 3-6; Head, Stuart 8-0; Toohill, Casey 4-4; Pryts, Andrew 1-5; McGill, Jonathan 3-1; Reid, Gabe 1-3; Beecher, Ryan 2-1; Adebo, Paulson 1-2; Williams, Michael 1-2; Kelly, Kyu Blu 2-0; Antoine, Malik 1-1; Kaufusi, Tangaloo 0-2; Williams, Noah 1-0; Phillips, Caleb 1-0; Schaffer, Thomas 1-0; Jones, Brock 1-0; Lynch, Jake 0-1; Herron, Stephen 0-1.

Stanford Falls to UCLA

STANFORD, Calif. (AP) - Stanford fell to UCLA 34-16 on Thursday night at Stanford Stadium, suffering its first loss to the Bruins since 2008.

The Cardinal (3-4, 2-3 Pac-12) produced a successful opening drive behind sophomore Jack West, who became Stanford's third different starting quarterback of the season, the first time that's happened since 1974.

Stanford took the opening kickoff and drove 51 yards before Jet Toner connected on a 42-yard field goal. Toner suffered an apparent injury on the ensuing kickoff and did not return. Punter Ryan Sanborn took over the kicking duties.

Trailing 14-3, Stanford's Brycen Tremayne fell on a blocked punt in the end zone to make it 14-10 and allow the Cardinal to stay within striking distance. Spencer Jorgensen got his left hand on the punt.

UCLA (2-5, 2-2 Pac-12) increased its halftime lead to 21-10 after Dorian Thompson-Robinson, who passed for 192 yards and rushed for 66, scored from one yard out.

The Bruins were balanced on offense as Joshua Kelley rushed for 176 yards, including a 54-yard touchdown run and a 53-yard gain.

Stanford's Cameron Scarlett rushed for 34 yards, including a 6-yard touchdown run. West was 15 of 32 for 143 yards. He passed for 38 yards on Stanford's first drive.

JJ Molson added field goals of 43 and 49 yards in the third quarter. UCLA outgained the Cardinal by a 455-198 margin.



GAME 8 OCT. 26, 2019



STANFORD STADIUM (STANFORD, CALIF.)

KICKOFF: 12:41 P.M. PT • ATTENDANCE: 31,711 • GAME DURATION: 3:19



ARIZONA

31

10

14

7

0

-



STANFORD

41

7

24

7

3

-

Qtr	Time	Team - Scoring Play	Plays-Yards	TOP	Score
1st	12:07	ARIZ - Havrisik 29 yd field goal	9-64	2:53	STAN 0-ARIZ 3
	8:20	STAN - Scarlett 1 yd run (Sanborn PAT)	8-75	3:47	STAN 7-ARIZ 3
	2:55	ARIZ - Johnson 8 yd pass from Gunnell (Havrisik PAT)	8-65	2:41	STAN 7-ARIZ 10
2nd	14:54	STAN - Tremayne 14 yd pass from Costello (Sanborn PAT)	7-49	2:50	STAN 14-ARIZ 10
	7:55	STAN - Scarlett 8 yd run (Sanborn PAT)	9-75	5:04	STAN 21-ARIZ 10
	7:29	ARIZ - Tate 57 yd run (Havrisik PAT)	2-75	0:26	STAN 21-ARIZ 17
	4:36	STAN - Fehoko 44 yd pass from Costello (Sanborn PAT)	5-66	2:44	STAN 28-ARIZ 17
	1:41	ARIZ - Joiner 18 yd pass from Tate (Havrisik PAT)	8-75	2:55	STAN 28-ARIZ 24
	0:07	STAN - Sanborn 33 yd field goal	10-60	1:34	STAN 31-ARIZ 24
3rd	9:32	ARIZ - Dixon 9 yd pass from Tate (Havrisik PAT)	8-73	2:37	STAN 31-ARIZ 31
	5:11	STAN - Fehoko 14 yd pass from Costello (Sanborn PAT)	8-65	4:21	STAN 38-ARIZ 31
4th	6:18	STAN - Sanborn 21 yd field goal	10-60	5:59	STAN 41-ARIZ 31

	Arizona	Stanford
FIRST DOWNS	29	26
RUSHES-YARDS (NET)	37-222	30-150
PASSING YDS (NET)	273	322
Passes Att-Comp-Int	40-24-2	44-31-0
TOTAL OFFENSE PLAYS-YARDS	77-495	74-472
Fumble Returns-Yards	0-0	0-0
Punt Returns-Yards	3-23	1-1
Kickoff Returns-Yards	2-31	2-79
Interception Returns-Yards	0-0	2-2
Punts (Number-Avg)	4-46.2	5-43.8
Fumbles-Lost	1-0	0-0
Penalties-Yards	4-22	2-20
Possession Time	25:29	34:31
Third-Down Conversions	5 of 13	6 of 13
Fourth-Down Conversions	2 of 3	0 of 0
Red-Zone Scores-Chances	4-4	6-6
Sacks By: Number-Yards	0-0	3-22

RUSHING

Arizona-Taylor, J.J. 16-107; Tate, K. 9-103; Tilford, N. 3-15; Smith, D. 4-11; Brightwell, G. 2-3; Gunnell, G. 3-minus 17.
 Stanford-Scarlett, Cameron 19-102; Jones, Austin 7-32; Costello, K.J. 1-14; Peat, Nathaniel 1-2; Maddox, Dorian 1-2; TEAM 1-minus 2.

PASSING

Arizona-Tate, K. 17-33-2-205; Gunnell, G. 7-7-0-68.
 Stanford-Costello, K.J. 31-44-0-322.

RECEIVING

Arizona-Taylor, J.J. 5-53; Cunningham, T. 4-61; Casteel, B. 4-42; Johnson, J. 2-30; Joiner, J. 2-25; Smith, D. 2-8; Peterson, C. 1-19; Berryhill III 1-12; Curry, B. 1-11; Dixon, D. 1-9; Wolma, B. 1-3.
 Stanford-Wedington, Connor 8-71; Wilson, Michael 6-45; Parkinson, Colby 5-68; Fehoko, Simi 3-97; Scarlett, Cameron 2-12; Tremayne, Brycen 1-14; Jones, Austin 1-11; St. Brown, Osiris 1-10; Peat, Nathaniel 1-9; Fisk, Tucker 1-0; Heimuli, Houston 1-minus 3; Costello, K.J. 1-minus 12.

INTERCEPTIONS

Stanford-Adebo, Paulson 2-2.

FUMBLES

Arizona-Gunnell, G. 1-0.

SACKS (UA-A)

Stanford-Swann, Jovan 1-0; Toohill, Casey 1-0; Booker, Thomas 1-0.

TACKLES (UA-A)

Arizona-Whittaker, J. 7-2; Schooler, C. 5-4; Young Jr., S. 5-2; Roland-Wallace 6-0; Cooper, T. 5-0; Fields II, T. 2-3; Wallace, J. 2-3; Pandey, A. 1-2; Burns, L. 1-2; Young, C. 1-1; Bell, X. 1-1; Brown, JB 1-1; Curry, B. 1-0; Tapusoa, M. 1-0; Wilborn, K. 1-0; Barnes, M. 1-0; Mason, T. 1-0; Harris, J. 0-1.
 Stanford-Pryts, Andrew 6-2; Head, Stuart 6-1; Reid, Gabe 5-1; Toohill, Casey 5-1; Booker, Thomas 4-1; Williamson, Kendall 4-0; Kelly, Kyu Blu 3-1; McGill, Jonathan 3-1; Beecher, Ryan 3-0; Antoine, Malik 3-0; Wade-Perry, Dalyn 2-0; Parson, J.J. 1-1; Adebo, Paulson 1-0; Phillips, Caleb 1-0; Peat, Nathaniel 1-0; Kaufusi, Tangaloo 1-0; Robinson, Curtis 1-0; Swann, Jovan 1-0; Higgins, Elijah 0-1.

Successful Stanford Reunion

STANFORD, Calif. (AP) - K.J. Costello returned to Stanford's starting lineup and led the Cardinal to a 41-31 victory over visiting Arizona on Saturday.

The senior quarterback threw for 322 yards and three touchdowns after missing three games with a thumb injury.

The Wildcats went with two quarterbacks, starting the athletic Kahlil Tate, who passed for 205 yards and a pair of touchdowns and rushed for 103 yards and a touchdown.

Showing no signs of discomfort, Costello rifled passes to 12 different receivers, including a pair of touchdown passes to Simi Fehoko and one to Brycen Tremayne, whose only two receptions have both gone for touchdowns.

Connor Wedington caught eight passes for 71 yards for Stanford and Michael Wilson had six for 45 yards.

Cameron Scarlett rushed for 102 yards and scored twice. Freshman Ryan Sanborn added a pair of field goals.

J.J. Taylor rushed for 107 yards for the Wildcats, surpassing 3,000 for his career.

Jamarye Joiner and Drew Dixon caught TD passes from Tate, who moved into eighth-place on Arizona's all-time passing yards list.

Freshman Grant Gunnell played two consecutive series in the first half, leading the Wildcats on an efficient eight-play, 65-yard scoring drive in which he completed all three passes attempted for 34 yards including an 8-yard scoring toss to Jalen Johnson.

Tate returned to the lineup after Stanford took a 21-10 lead and needed two plays to go 75 yards. Tate raced 57 yards for the score. He tucked the ball in after faking a pass and ran untouched.



GAME 9 NOV. 9, 2019



FOLSOM FIELD (BOULDER, COLO.)

KICKOFF: 1:10 P.M. MT • ATTENDANCE: 49,224 • GAME DURATION: 2:59

	STANFORD	13	3	3	0	7	-
	COLORADO	16	7	3	0	6	-

Qtr	Time	Team - Scoring Play	Plays-Yards	TOP	Score
1st	11:14	COLO - Montez 13 yd run (Price PAT)	9-75	3:46	STAN 0-COLO 7
	5:58	STAN - Sanborn 40 yd field goal	11-53	5:16	STAN 3-COLO 7
2nd	9:09	STAN - Sanborn 36 yd field goal	8-47	3:28	STAN 6-COLO 7
	0:32	COLO - Price 34 yd field goal	13-63	3:10	STAN 6-COLO 10
4th	14:05	STAN - Fehoko 79 yd pass from Costello (Sanborn PAT)	4-74	1:50	STAN 13-COLO 10
	7:34	COLO - Price 23 yd field goal	14-69	6:31	STAN 13-COLO 13
	0:00	COLO - Price 37 yd field goal	13-61	6:00	STAN 13-COLO 16

	Stanford	Colorado
FIRST DOWNS	15	24
RUSHES-YARDS (NET)	25-127	41-172
PASSING YDS (NET)	245	186
Passes Att-Comp-Int	29-18-1	30-20-1
TOTAL OFFENSE PLAYS-YARDS	54-372	71-358
Fumble Returns-Yards	0-0	0-0
Punt Returns-Yards	0-0	0-0
Kickoff Returns-Yards	1-4	0-0
Interception Returns-Yards	1-11	1-1
Punts (Number-Avg)	3-43.3	4-50.0
Fumbles-Lost	0-0	0-0
Penalties-Yards	8-80	5-45
Possession Time	27:53	32:07
Third-Down Conversions	3 of 10	6 of 14
Fourth-Down Conversions	0 of 0	2 of 2
Red-Zone Scores-Chances	1-2	4-4
Sacks By: Number-Yards	1-9	2-9

RUSHING
Stanford-Scarlett, Cameron 13-63; Jones, Austin 5-30; Peat, Nathaniel 4-29; Costello, K.J. 3-5.
Colorado-Fontenot, Alex 18-95; Montez, Steven 8-40; Mangham, Jaren 11-18; Nixon, K.D. 2-14; Shenault, Lavis 1-5; Brown, Tony 1-0.

PASSING
Stanford-Costello, K.J. 18-29-1-245.
Colorado-Montez, Steven 20-30-1-186.

RECEIVING
Stanford-Parkinson, Colby 5-54; Wilson, Michael 3-34; Wedington, Connor 3-16; Fehoko, Simi 2-96; St. Brown, Osiris 2-30; Fisk, Tucker 1-6; Symonds, Jay 1-5; Jones, Austin 1-4.
Colorado-Shenault, Lavis 8-91; Brown, Tony 3-32; Nixon, K.D. 3-32; Stanley, Dimitr 2-12; Bell, Maurice 1-8; Russell, Brady 1-7; Jackson, Jaylon 1-4; Mangham, Jaren 1-0.

INTERCEPTIONS
Stanford-Parson, J.J. 1-11.
Colorado-Rakestraw, Derr 1-1.

FUMBLES
None

SACKS (UA-A)
Stanford-Toohill, Casey 1-0.
Colorado-Johnson, Mustaf 1-0; Lang, Terrance 1-0.

TACKLES (UA-A)

Stanford-Pryts, Andrew 6-1; Toohill, Casey 6-0; Booker, Thomas 5-0; Adebo, Paulson 5-0; Beecher, Ryan 4-1; Kelly, Kyu Blu 4-0; Head, Stuart 2-2; McGill, Jonathan 3-0; Antoine, Malik 3-0; Williamson, Kendall 3-0; Swann, Jovan 2-1; Sinclair, Tristan 2-0; Reid, Gabe 2-0; Williams, Michael 1-0; Wade-Perry, Dalyn 1-0; Wedington, Connor 1-0; Schaffer, Thomas 1-0; Kaufusi, Tangaloa 0-1.
Colorado-Taylor, Davion 8-0; Onu, Mikial 5-0; Landman, Nate 5-0; Wells, Carson 4-0; Rakestraw, Derr 4-0; Jones, Akil 3-1; Trujillo, K.J. 3-0; Lang, Terrance 2-0; Sami, Jalen 2-0; Johnson, Mustaf 1-1; Luckett, Tarik 1-0; Williams, Austi 1-0; Fontenot, Alex 1-0.

Stopped in Boulder

BOULDER, Colo. - Freshman kicker Evan Price converted a 37-yard field goal with no time remaining as Colorado beat Stanford 16-13 on Saturday to snap a five-game skid and keep its flickering bowl hopes afloat.

Price was promoted this week with James Stefanou dealing with an injury. Price was instantly mobbed by teammates, falling to the ground and losing his helmet. It was Colorado's first game-winning field goal as time expired since Sept. 29, 2007, against Oklahoma.

The Buffaloes (4-6, 2-5 Pac-12) need to win their final two games to become bowl eligible.

Stanford (4-5, 3-4) must win two of its final three contests to extend its bowl streak to 11 straight seasons.

Colorado quarterback Steven Montez methodically drove the Buffaloes down the field to set up the winning score. The drive was aided by a pass interference call on Stanford's Kyu Blu Kelly, who reached out to slow down Tony Brown on a deep pass. Colorado also went for it on fourth-and-short at the Stanford 34, with Laviska Shenault Jr. -- banged up knee and all -- churning for the yardage.

K.J. Costello gave Stanford its first lead of the game early in the fourth quarter when on third-and-15 he found wide receiver Simi Fehoko down the middle. Fehoko took it from there, splitting several defenders and bursting to the end zone for a 75-yard score.

Midway through the fourth, Montez tossed a short pass to wide out K.D. Nixon standing at the goal line, but the pass fell incomplete. The Buffaloes settled for a 23-yard field goal from Price to tie the game at 13.

In the second quarter, Stanford defensive back J.J. Parson thwarted a drive by picking off his first career pass. Stanford turned it into a field goal with 9:09 remaining before halftime. Moments before, the Cardinal had a touchdown reversed on review, when it was ruled Fehoko had a foot out of bounds in the back of the end zone.

Costello, starting for the second consecutive game, completed 18 of 29 passes for 245 yards and one touchdown. Cameron Scarlett led Stanford in rushing with 13 carries for 63 yards, while tight end Colby Parkinson caught five for 54 yards.



GAME 10 NOV. 16, 2019



MARTIN STADIUM (PULLMAN, WASH.)

KICKOFF: 1:40 P.M. PT • ATTENDANCE: 32,952 • GAME DURATION: 3:22

	STANFORD	22	0	14	8	0	-
	WASHINGTON STATE	49	13	9	10	17	-

Qtr	Time	Team - Scoring Play	Plays-Yards	TOP	Score
1st	11:02	WSU - Winston 29 yd pass from Gordon (Mazza PAT blockd)	11-72	3:58	STAN 0-WSU 6
	3:02	WSU - Martin 16 yd pass from Gordon (Mazza PAT)	11-96	5:17	STAN 0-WSU 13
2nd	12:07	WSU - Winston 15 yd pass from Gordon (Mazza PAT missed)	10-97	3:06	STAN 0-WSU 19
	11:19	STAN - Fehoko 28 yd pass from Mills (Sanborn PAT)	2-75	0:48	STAN 7-WSU 19
	1:41	STAN - Wilson 23 yd pass from Mills (Sanborn PAT)	9-99	4:40	STAN 14-WSU 19
	0:25	WSU - Mazza 35 yd field goal	7-49	1:16	STAN 14-WSU 22
3rd	6:35	WSU - Mazza 38 yd field goal	8-58	3:59	STAN 14-WSU 25
	4:18	STAN - Fehoko 10 yd pass from Mills (Scarlett rush)	4-83	2:17	STAN 22-WSU 25
	3:29	WSU - Arconado 5 yd pass from Gordon (Mazza PAT)	2-10	:49	STAN 22-WSU 32
4th	13:02	WSU - Mazza 35 yd field goal	7-52	2:11	STAN 22-WSU 35
	7:09	WSU - Borghi 2 yd pass from Gordon (Mazza PAT)	7-49	3:42	STAN 22-WSU 42
	3:14	WSU - Borghi 4 yd run (Mazza PAT)	5-80	2:31	STAN 22-WSU 49

SACKS (UA-A)

Stanford-Booker, Thomas 1-0; Toohill, Casey 1-0.
Washington State-Aiolopotea-Pei 1-0; Woods, Jahad 1-0.

TACKLES (UA-A)

Stanford-Robinson, Curtis 6-3; Williamson, Kendall 6-1; Head, Stuart 4-3; Eboh,Obi 6-0; Kelly, Kyu Blu 5-1; McGill, Jonathan 5-0; Pryts, Andrew 5-0; Reid, Gabe 2-1; Toohill, Casey 2-0; Manley, Zahran 1-1; Booker, Thomas 1-1; Parson, J.J. 1-0; Sinclair, Tristan 1-0; Butler, Treyjohn 1-0; Pakola, Joshua 1-0; Peat, Nathaniel 1-0; Herron, Stephen 0-1.
Washington State-Woods, Jahad 5-4; Thomas, Skyler 3-3; Strong, Marcus 4-1; Stone, Ron 2-3; Rogers, Justus 3-1; Langford, Derr. 3-1; Beekman, Bryce 2-2; Marsh, Armani 2-1; Rodgers, Will 1-2; Ross, Tyrese 2-0; Block, Karson 2-0; Brown, Travion 1-1; Aiolopotea-Pei 1-0; McDougal, L. 0-1.

Cougars Best Cardinal

PULLMAN, Wash. (AP) - Anthony Gordon threw for 520 yards and five touchdowns as Washington State beat Stanford 49-22 on Saturday.

Easop Winston Jr. caught a pair of touchdown passes for Washington State (5-5, 2-5 Pac-12), which has a four-game winning streak against the Cardinal. Max Borghi rushed for 111 yards and scored a pair of touchdowns.

Gordon set a team record by throwing for 39 touchdown passes this season.

Davis Mills, starting in place of injured K.J. Costello, threw for a single-season team record of 504 yards for Stanford (4-6, 3-5), eclipsing the previous mark of 450 set by Todd Husak in 1998. Mills completed 33 of 50 passes and three went for touchdowns.

In the opening series, Winston caught a short pass from Gordon, the nation's leading passer, and turned it into a 29-yard touchdown reception. After a Stanford punt, Washington State drove 96 yards, with Gordon hitting Tay Martin for a 16-yard touchdown pass and a 13-0 lead.

Washington State drove 97 yards for its third touchdown. Gordon fired a 15-yard scoring pass to Winston, who split three defenders in the end zone and made a diving catch. Mazza's kick failed and the Cougars led 19-0.

Stanford replied with a 28-yard touchdown pass from Mills to sophomore wide receiver Simi Fehoko.

Gordon was intercepted at the Stanford goal line on the next series by freshman safety Jonathan McGill. Davis drove the Cardinal 99 yards, culminating in a 23-yard touchdown pass to sophomore wide receiver Michael Wilson that cut WSU's lead to 19-14.

Mazza kicked a 35-yard field goal to give WSU a 22-14 lead at halftime.

In the third quarter, Stanford pulled closer on a 10-yard touchdown pass from Mills to Fehoko, and fifth-year senior running back Cameron Scarlett converted a 2-point conversion to bring the Cardinal within 25-22.

But the Cougars blew the game open, scoring three touchdowns and a field goal in the final 18 minutes.

Cardinal receivers had a big day. Wilson caught five passes for 114 yards; junior wide receiver Connor Wedington caught eight for 119; Fehoko caught three for 92; and junior tight end Colby Parkinson caught five for 80.

Playing from behind the entire way, Stanford was forced to throw most of the contest and finished with six yards rushing on 10 attempts.

	Stanford	Washington State
FIRST DOWNS	23	33
RUSHES-YARDS (NET)	10-6	21-104
PASSING YDS (NET)	504	520
Passes Att-Comp-Int	50-33-2	60-44-1
TOTAL OFFENSE PLAYS-YARDS	60-510	81-624
Fumble Returns-Yards	0-0	0-0
Punt Returns-Yards	0-0	0-0
Kickoff Returns-Yards	2-41	4-152
Interception Returns-Yards	1-0	2-11
Punts (Number-Avg)	3-38.3	0-0-0
Fumbles-Lost	0-0	0-0
Penalties-Yards	9-46	5-62
Possession Time	26:06	33:54
Third-Down Conversions	4 of 11	9 of 13
Fourth-Down Conversions	0 of 1	0 of 0
Red-Zone Scores-Chances	1-2	7-8
Sacks By: Number-Yards	2-15	2-13

RUSHING

Stanford-St. Brown, Osiris 1-8; Jones, Austin 2-7; Scarlett, Cameron 4-3; Peat, Nathaniel 1-1; Mills, Davis 2-minus 13.

Washington State-Borghi, Max 15-111; Gordon, Anthony 4-minus 1; TEAM 2-minus 6.

PASSING

Stanford-Mills, Davis 33-50-2-504.

Washington State-Gordon, Anthony 44-60-1-520.

RECEIVING

Stanford-Wedington, Connor 8-119; Wilson, Michael 5-114; Parkinson, Colby 5-80; Jones, Austin 5-29; Fehoko, Simi 3-92; Scarlett, Cameron 3-40; Peat, Nathaniel 1-21; Harrington, Scooter 1-5; St. Brown, Osiris 1-4; Symonds, Jay 1-0.

Washington State-Winston, Easop 11-107; Arconado, B, 9-148; Borghi, Max 8-34; Harris, Travell 5-58; Patmon, Dezmon 5-54; Martin, Tay 4-76; Bell, Renard 1-37; Jackson, Calvin 1-6.

INTERCEPTIONS

Stanford-McGill, Jonathan 1-0.

Washington State-Thomas, Skyler 1-11; Woods, Jahad 1-0.

FUMBLES

None



GAME 11 NOV. 23, 2019



STANFORD STADIUM (STANFORD, CALIF.)

KICKOFF: 1:10 P.M. PT • ATTENDANCE: 48,904 • GAME DURATION: 3:00



CALIFORNIA

24

7

3

0

14

-



STANFORD

20

7

3

7

3

-

Qtr	Time	Team - Scoring Play	Plays-Yards	TOP	Score
1st	13:00	STAN - Stewart 40 yd pass from Mills (Sanborn PAT)	4-60	2:00	STAN 7-CAL 0
	0:45	CAL - Brown Jr. 7 yd run (Thomas PAT)	13-90	6:02	STAN 7-CAL 7
2nd	11:45	STAN - Sanborn 48 yd field goal	8-52	3:59	STAN 10-CAL 7
	7:37	CAL - Thomas 49 yd field goal	9-43	4:08	STAN 10-CAL 10
3rd	2:09	STAN - Scarlett 1 yd run (Sanborn PAT)	6-30	2:59	STAN 17-CAL 10
4th	7:44	CAL - Remigio 18 yd pass from Garbers (Thomas PAT)	5-84	2:15	STAN 17-CAL 17
	2:23	STAN - Sanborn 44 yd field goal	10-39	5:17	STAN 20-CAL 17
	1:19	CAL - Garbers 16 yd run (Thomas PAT)	6-75	1:04	STAN 20-CAL 24

	California	Stanford
FIRST DOWNS	22	16
RUSHES-YARDS (NET)	37-139	24-61
PASSING YDS (NET)	285	290
Passes Att-Comp-Int	30-20-0	35-26-2
TOTAL OFFENSE PLAYS-YARDS	67-424	59-351
Fumble Returns-Yards	0-0	0-0
Punt Returns-Yards	1-0	0-0
Kickoff Returns-Yards	3-41	2-54
Interception Returns-Yards	2-0	0-0
Punts (Number-Avg)	5-35.2	3-32.7
Fumbles-Lost	0-0	0-0
Penalties-Yards	4-35	4-30
Possession Time	30:30	29:30
Third-Down Conversions	6 of 13	7 of 13
Fourth-Down Conversions	0 of 0	0 of 1
Red-Zone Scores-Chances	3-4	1-1
Sacks By: Number-Yards	3-9	3-12

RUSHING

California-Garbers, Chase 13-72; Brown Jr., Chri 18-55; Remigio, Nikko 1-8; Collins, DeShaw 4-4; TEAM 1-0. Stanford-Scarlett, Cameron 12-31; Jones, Austin 6-23; St. Brown, Osiris 1-4; Mills, Davis 5-3.

PASSING

California-Garbers, Chase 20-30-0-285. Stanford-Mills, Davis 26-35-2-290.

RECEIVING

California-Remigio, Nikko 9-157; Clark, Trevon 3-46; Duncan, Jordan 2-29; Reinwald, Gavin 2-19; Polk, Makai 2-10; Brown Jr., Chri 1-19; Tonges, Jake 1-5. Stanford-Wilson, Michael 6-63; St. Brown, Osiris 5-41; Parkinson, Colby 4-60; Fehoko, Simi 3-55; Scarlett, Cameron 3-16; Stewart, Donald 1-40; Symonds, Jay 1-8; Peat, Nathaniel 1-6; Harrington, Scooter 1-1; Archer, Bradley 1-0.

INTERCEPTIONS

California-Scott, Daniel 1-0; Hawkins, Jaylin 1-0.

FUMBLES

None

SACKS (UA-A)

California-Goode, Cameron 2-0; Hawkins, Jaylin 1-0. Stanford-Toohill, Casey 1-0; Robinson, Curtis 1-0; Swann, Jovan 1-0.

TACKLES (UA-A)

California-Weaver, Evan 7-6; Bynum, Camryn 7-5; Deng, Kuony 2-4; Johnson, Brett 0-5; Hawkins, Jaylin 4-0; Schrider, Ben H 1-3; Johnson, Zeanda 1-3; Goode, Cameron 2-1; Hicks, Elijah 2-1; Scott, Daniel 1-1; Paul, Tevin 1-0; Bequette, Luc 1-0; Tonges, Jake 1-0; Anusiem, Chigoz 1-0; Beck, Traveon 0-1; Puskas, Ryan 0-1; Turner, Trey II 0-1; Netherda, Alex 0-1. Stanford-Pryts, Andrew 6-4; Robinson, Curtis 5-0; Swann, Jovan 4-1; Head, Stuart 2-2; Booker, Thomas 3-0; Williams, Michael 2-1; Parson, J.J. 2-1; Reid, Gabe 2-1; Schaffer, Thomas 0-3; Williamson, Kendall 2-0; McGill, Jonathan 2-0; Eboh,Obi 2-0; Toohill, Casey 2-0; Kelly, Kyu Blu 1-1; Jones, Austin 1-1; Tremayne, Brycen 1-0; Phillips, Caleb 1-0; Jones, Brock 0-1.

Cardinal Falls to Cal

STANFORD, Calif. - Chase Garbers scored on a 16-yard scramble with 1:19 remaining in the fourth quarter, lifting California to a 24-20 win over Stanford in the 122nd annual Big Game on Saturday.

Garbers, who was knocked out of last week's loss to USC, passed for 285 yards and a touchdown and ran for 72 yards on 13 carries. Garber's final run came after he overthrew Nikko Remigio in the end zone and helped the Golden Bears (6-5, 3-5 Pac-12) end a nine-game losing streak to their rivals.

Stanford (4-7, 3-6 Pac-12) had its 10-game bowl winning streak snapped for the first time since 2008. The Cardinal's streak was the longest in school history and longest active streak in the Pac-12.

Despite having 25 players unavailable due to injury, Stanford took a 20-17 lead with 2:23 remaining in the fourth quarter following Ryan Sanborn's 44-yard field goal.

After throwing for a school-record 504 yards last week against Washington State, Mills completed 26 of 35 passes for 290 yards and one touchdown for the Cardinal. Mills threw passes to 10 different receivers, including Michael Wilson, who hauled in six receptions for a team-high 63 yards.

Stanford led 7-0 with 13:00 left in the first quarter, after Mills connected on a 40-yard pass to Donald Stewart, who found the end zone for his first career touchdown.

Tied 7-7, Sanborn converted a career-best 48-yard field goal before Greg Thomas' 49-yard field goal made it 10-10 at halftime.

Stanford moved in front 17-10 when Scarlett scored a touchdown despite his feet never landing in the end zone. Scarlett dove over the goal line from a yard out and landed in the arms of several of his teammates who carried him while celebrating the score. Scarlett finished with 31 yards on 12 carries.

With 7:44 remaining in the fourth quarter, Garbers hooked up with Remigio for an 18-yard score to even the game at 17-17. Remigio repeatedly came up big for the Bears and finished with nine catches for 157 yards and a touchdown.

Garbers had an up-and-down afternoon against a Stanford defense that was credited with three official sacks but danced away from the pressure to keep plays alive.

Stanford hosts No. 15 Notre Dame on Nov. 30. The Cardinal has won three of the last four games between the two teams, although the Irish picked up a 38-17 victory last year in South Bend, Indiana.



GAME 12 NOV. 30, 2019



STANFORD STADIUM (STANFORD, CALIF.)

KICKOFF: 1:04 P.M. PT • ATTENDANCE: 37,391 • GAME DURATION: 3:29



#15 NOTRE DAME

45

7

14

7

17

-



STANFORD

24

10

7

0

7

-

Qtr	Time	Team - Scoring Play	Plays-Yards	TOP	Score
1st	11:26	STAN - Tremayne 5 yd pass from Mills (Sanborn PAT)	7-75	3:34	STAN 7-ND 0
	9:54	ND - JONES 16 yd pass from BOOK (DOERER PAT)	5-80	1:27	STAN 7-ND 7
	1:35	STAN - Sanborn 24 yd field goal	16-82	8:15	STAN 10-ND 7
2nd	9:29	STAN - Wilson 27 yd pass from Mills (Sanborn PAT)	5-46	1:42	STAN 17-ND 7
	3:01	ND - TREMBLE 6 yd pass from BOOK (DOERER PAT)	3-1	1:44	STAN 17-ND 14
	1:20	ND - CLAYPOOL 41 yd pass from BOOK (DOERER PAT)	3-76	0:21	STAN 17-ND 21
3rd	3:10	ND - CLAYPOOL 8 yd pass from BOOK (DOERER PAT)	8-86	3:59	STAN 17-ND 28
4th	13:36	ND - DOERER 42 yd field goal	6-24	1:34	STAN 17-ND 31
	5:10	ND - FLEMISTER 1 yd run (DOERER PAT)	10-72	5:55	STAN 17-ND 38
	1:54	STAN - Scarlett 9 yd run (Sanborn PAT)	7-62	3:12	STAN 24-ND 38
	0:41	ND - KAREEM 0 yd fumble recovery (DOERER PAT)	---	---	STAN 24-ND 45

TACKLES (UA-A)

Notre Dame-OWUSU-KORAMOA 6-3; A. OGUUNDEJI 3-3; K. KAREEM 3-2; K. HAMILTON 2-2; JA. JONES 1-3; D. WHITE 3-0; T. PRIDE 3-0; J. ELLIOTT 2-1; A. BILAL 2-1; T. BRACY 2-1; JUST. ADEMILOLA 1-2; A. GILMAN 1-2; S. CRAWFORD 2-0; C. CLAYPOOL 1-1; I. FOSKEY 1-1; J. LACEY 0-2; C. FLEMISTER 1-0; B. BAUER 1-0; D. VAUGHN 0-1; J.GENMARK HEATH 0-1.

Stanford-Head, Stuart 7-1; Robinson, Curtis 4-3; Williamson, Kendall 3-4; Reid, Gabe 5-1; Toohill, Casey 1-4; Pryts, Andrew 1-4; Booker, Thomas 3-0; Swann, Jovan 2-1; Eboh,Obi 2-0; Kelly, Kyu Blu 2-0; Williams, Noah 1-1; Parson, J.J. 0-2; Damuni, Levani 1-0; Kaufusi, Tangaloo 1-0; Wade-Perry, Dalyn 1-0; McGill, Jonathan 0-1; Phillips, Caleb 0-1; Jones, Brock 0-1; Williams, Michael 0-1; Tremayne, Brycen 0-1.

Cardinal Drops Season Finale

STANFORD, Calif. - Ian Book threw for 255 yards and four touchdowns and No. 15 Notre Dame reached double-digit wins for the third straight season by beating Stanford 45-24 on Saturday afternoon.

Book threw two touchdown passes to Chase Claypool and also connected with Tony Jones Jr. and Tommy Tremble to help the Fighting Irish (10-2, No. 16 CFP) snap a five-game losing streak at Stanford Stadium. Notre Dame also put together three straight seasons of at least 10 wins for the second time in school history, having previously done it under Lou Holtz from 1991-93.

Davis Mills threw two touchdown passes for the Cardinal (4-8), which finished with a losing record for the first time since 2008.

Despite having 27 players unavailable due to injury, Stanford started fast and led 17-7 midway through the second quarter. The Cardinal opened the scoring with 11:26 remaining in the first quarter, as Mills hooked up with Brycen Tremayne on a five-yard touchdown for a 7-0 lead. It was third reception of the season for Tremayne - all of which have resulted in touchdowns.

After Notre Dame countered two minutes later to make it 7-7, Ryan Sanborn converted a 24-yard field goal to put Stanford back in front 10-7.

The Cardinal seized its largest lead at 17-7 when Mills connected with Michael Wilson on a 27-yard score. Wilson led all receivers with 10 catches for 96 yards, becoming the first Cardinal player with 10 catches since JJ Arcega-Whiteside hauled in 10 against Washington State on Oct. 27, 2018.

Notre Dame responded with 31 unanswered points, capped by C'Bo Flemister's 1-yard run with 5:10 left in the fourth quarter.

Cameron Scarlett's nine-yard touchdown run with 1:54 remaining closed out the Cardinal's scoring. Scarlett ended with 43 yards on 13 carries.

	Notre Dame	Stanford
FIRST DOWNS	24	26
RUSHES-YARDS (NET)	37-190	28-118
PASSING YDS (NET)	255	276
Passes Att-Comp-Int	30-17-0	47-28-0
TOTAL OFFENSE PLAYS-YARDS	67-445	75-394
Fumble Returns-Yards	0-0	0-0
Punt Returns-Yards	1-23	1-1
Kickoff Returns-Yards	4-78	6-108
Interception Returns-Yards	0-0	0-0
Punts (Number-Avg)	6-37.2	8-35.4
Fumbles-Lost	0-0	2-2
Penalties-Yards	11-95	6-56
Possession Time	29:57	30:03
Third-Down Conversions	4 of 14	4 of 14
Fourth-Down Conversions	2 of 2	1 of 1
Red-Zone Scores-Chances	4-4	3-3
Sacks By: Number-Yards	2-8	1-5

RUSHING

Notre Dame-T. JONES 14-50; B. LENZY 4-48; J. ARMSTRONG 3-44; I. BOOK 8-29; C. FLEMISTER 5-21; JA. SMITH 3-minus 2.
Stanford-Scarlett, Cameron 13-43; Mills, Davis 7-36; Jones, Austin 7-33; Peat, Nathaniel 1-6.

PASSING

Notre Dame-I. BOOK 17-30-0-255.
Stanford-Mills, Davis 28-46-0-276; TEAM 0-1-0-0.

RECEIVING

Notre Dame-C. KMET 5-77; C. CLAYPOOL 3-63; B. LENZY 2-48; T. JONES 2-40; T. TREMBLE 2-16; J. ARMSTRONG 2-3; L. KEYS III 1-8.
Stanford-Wilson, Michael 10-96; Fehoko, Simi 6-63; Parkinson, Colby 3-37; Scarlett, Cameron 3-25; St. Brown, Osiris 3-14; Jones, Austin 1-24; Harrington, Scooter 1-12; Tremayne, Brycen 1-5.

INTERCEPTIONS

None

FUMBLES

Stanford-Wilson, Michael 1-1; Mills, Davis 1-1.

SACKS (UA-A)

Notre Dame-A. OGUUNDEJI 1-1; JA. JONES 0-1.
Stanford-Swann, Jovan 1-0.



STANFORD YEAR-BY-YEAR RECORDS



Season	Coach	Overall			Pac-12			Conference		Points	
		W	L	T	W	L	T	Finish	Stanford	Opp.	
1891	--	3	1	0	-	-	-	-	52	26	
1892	Walter Camp	1	0	2	-	-	-	-	44	29	
1893	C.D. "Pop" Bliss	8	0	1	-	-	-	-	284	17	
1894	Walter Camp	6	3	0	-	-	-	-	100	52	
1895	Walter Camp	4	0	1	-	-	-	-	34	8	
1896	H.P. Cross	2	1	1	-	-	-	-	30	4	
1897	G.H. Brooke	4	1	0	-	-	-	-	54	26	
1898	H.P. Cross	5	3	1	-	-	-	-	93	62	
1899	Burr Chamberlain	2	5	2	-	-	-	-	61	78	
1900	Fielding H. Yost	7	2	1	-	-	-	-	154	20	
1901	C.M. Fickert	3	2	2	-	-	-	-	34	57	
1902	C.L. Clemans	6	1	0	-	-	-	-	111	37	
1903	James F. Lanagan	8	0	3	-	-	-	-	199	6	
1904	James F. Lanagan	7	2	1	-	-	-	-	206	10	
1905	James F. Lanagan	8	0	0	-	-	-	-	138	13	
1906	James F. Lanagan	6	2	1	-	-	-	-	87	29	
1907	James F. Lanagan	8	4	0	-	-	-	-	138	93	
1908	James F. Lanagan	12	2	0	-	-	-	-	220	39	
1909	George Presley	8	1	0	-	-	-	-	233	22	
1910	George Presley	7	1	0	-	-	-	-	179	25	
1911	George Presley	10	3	0	-	-	-	-	235	60	
1912	George Presley	5	3	1	-	-	-	-	88	42	
1913	Floyd C. Brown	8	3	0	-	-	-	-	214	149	
1914	Floyd C. Brown	10	0	0	-	-	-	-	288	43	
1915	Floyd C. Brown	10	0	1	-	-	-	-	370	64	
1916	Floyd C. Brown	9	1	0	-	-	-	-	256	109	
1917	Jim Wylie	1	0	0	-	-	-	-	15	11	
1918	--	-	-	-	-	-	-	-	-	-	
1919	Bob Evans	4	3	0	1	1	0	5th	130	46	
1920	Walter Powell	4	3	0	2	1	0	2nd	82	65	
1921	C.E. Van Gent	4	2	2	1	1	1	3rd	100	97	
1922	Andrew Kerr	4	5	0	1	3	0	t-5th	63	96	
1923	Andrew Kerr	7	2	0	2	2	0	t-4th	284	46	
1924	Glenn "Pop" Warner	7	1	1	3	0	1	1st	179	69	
1925	Glenn "Pop" Warner	7	2	0	4	1	0	2nd	231	71	
1926	Glenn "Pop" Warner	10	0	1	4	0	0	1st	268	73	
1927	Glenn "Pop" Warner	8	2	1	4	0	1	t-1st	162	82	
1928	Glenn "Pop" Warner	8	3	1	4	1	1	3rd	274	69	
1929	Glenn "Pop" Warner	9	2	0	5	1	0	2nd	288	53	
1930	Glenn "Pop" Warner	9	1	1	4	1	0	3rd	252	69	
1931	Glenn "Pop" Warner	7	2	2	2	2	1	6th	160	44	
1932	Glenn "Pop" Warner	6	4	1	1	3	1	7th	171	58	
1933	C.E. Thornhill	8	2	1	4	1	0	1st	131	43	
1934	C.E. Thornhill	9	1	1	5	0	0	1st	224	43	
1935	C.E. Thornhill	8	1	0	4	1	0	t-1st	121	13	
1936	C.E. Thornhill	2	5	2	2	3	2	5th	80	109	
1937	C.E. Thornhill	4	3	2	4	2	1	2nd	68	53	
1938	C.E. Thornhill	3	6	0	2	5	0	8th	67	92	
1939	C.E. Thornhill	1	7	1	0	6	1	9th	54	146	
1940	Clark Shaughnessy	10	0	0	7	0	0	1st	196	85	
1941	Clark Shaughnessy	6	3	0	4	3	0	4th	160	95	
1942	Marchmont Schwartz	6	4	0	5	2	0	3rd	204	121	
1943	--	-	-	-	-	-	-	-	-	-	
1944	--	-	-	-	-	-	-	-	-	-	
1945	--	-	-	-	-	-	-	-	-	-	
1946	Marchmont Schwartz	6	3	1	3	3	1	5th	222	148	
1947	Marchmont Schwartz	0	9	0	0	7	0	10th	72	214	
1948	Marchmont Schwartz	4	6	0	3	4	0	5th	164	159	
1949	Marchmont Schwartz	7	3	1	4	2	0	t-3rd	366	121	
1950	Marchmont Schwartz	5	3	2	2	2	2	4th	188	123	
1951	Charles A. Taylor	9	2	0	6	1	0	1st	229	181	
1952	Charles A. Taylor	5	5	0	2	5	0	t-6th	187	226	
1953	Charles A. Taylor	6	3	1	5	1	1	2nd	246	148	
1954	Charles A. Taylor	4	6	0	2	4	0	4th	123	229	
1955	Charles A. Taylor	6	3	1	3	2	1	3rd	198	135	
1956	Charles A. Taylor	4	6	0	3	4	0	6th	218	213	

Season	Coach	Overall			Pac-12			Conference		Points	
		W	L	T	W	L	T	Finish	Stanford	Opp.	
1957	Charles A. Taylor	6	4	0	4	3	0	5th	227	158	
1958	Jack C. Curtice	2	8	0	2	5	0	7th	93	226	
1959	Jack C. Curtice	3	7	0	0	4	0	5th	232	261	
1960	Jack C. Curtice	0	10	0	0	4	0	5th	111	254	
1961	Jack C. Curtice	4	6	0	1	3	0	t-4th	105	163	
1962	Jack C. Curtice	5	5	0	2	3	0	4th	124	174	
1963	John Ralston	3	7	0	1	4	0	6th	154	199	
1964	John Ralston	5	5	0	3	4	0	5th	150	138	
1965	John Ralston	6	3	1	2	3	0	t-5th	144	149	
1966	John Ralston	5	5	0	1	4	0	8th	149	146	
1967	John Ralston	5	5	0	3	4	0	t-4th	157	179	
1968	John Ralston	6	3	1	3	3	1	3rd	268	162	
1969	John Ralston	7	2	1	5	1	1	t-2nd	349	172	
1970	John Ralston	9	3	0	6	1	0	1st	343	206	
1971	John Ralston	9	3	0	6	1	0	1st	261	135	
1972	Jack Christiansen	6	5	0	2	5	0	t-6th	266	183	
1973	Jack Christiansen	7	4	0	5	2	0	3rd	244	240	
1974	Jack Christiansen	5	4	2	5	1	1	2nd	197	228	
1975	Jack Christiansen	6	4	1	5	2	0	t-3rd	322	279	
1976	Jack Christiansen	6	5	0	5	2	0	3rd	239	284	
1977	Bill Walsh	9	3	0	5	2	0	t-2nd	285	279	
1978	Bill Walsh	8	4	0	4	3	0	t-4th	326	221	
1979	Rod Dowhower	5	5	1	3	3	1	6th	259	239	
1980	Paul Wiggin	6	5	0	3	4	0	t-6th	312	275	
1981	Paul Wiggin	4	7	0	4	4	0	t-6th	314	281	
1982	Paul Wiggin	5	6	0	3	5	0	7th	328	297	
1983	Paul Wiggin	1	10	0	1	7	0	10th	159	293	
1984	Jack Elway	5	6	0	3	5	0	t-7th	239	279	
1985	Jack Elway	4	7	0	3	5	0	t-7th	245	313	
1986	Jack Elway	8	4	0	5	3	0	t-4th	279	191	
1987	Jack Elway	5	6	0	4	4	0	t-6th	262	268	
1988	Jack Elway	3	6	2	1	5	2	9th	238	216	
1989	Dennis Green	3	8	0	3	5	0	t-7th	187	258	
1990	Dennis Green	5	6	0	4	4	0	t-6th	263	284	
1991	Dennis Green	8	4	0	6	2	0	t-2nd	368	246	
1992	Bill Walsh	10	3	0	6	2	0	t-1st	320	196	
1993	Bill Walsh	4	7	0	2	6	0	t-8th	291	389	
1994	Bill Walsh	3	7	1	2	6	0	t-8th	327	359	
1995	Tyrone Willingham	7	4	1	5	3	0	4th	344	307	
1996	Tyrone Willingham	7	5	0	5	3	0	3rd	247	229	
1997	Tyrone Willingham	5	6	0	3	5	0	t-7th	276	317	
1998	Tyrone Willingham	3	8	0	2	6	0	t-8th	261	365	
1999	Tyrone Willingham	8	4	0	7	1	0	1st	418	364	
2000	Tyrone Willingham	5	6	0	4	4	0	4th	261	294	
2001	Tyrone Willingham	9	3	0	6	2	0	t-2nd	422	339	
2002	Buddy Teevens	2	9	0	1	7	0	t-9th	225	377	
2003	Buddy Teevens	4	7	0	2	6	0	t-8th	186	324	
2004	Buddy Teevens	4	7	0	2	6	0	t-8th	242	233	
2005	Walt Harris	5	6	0	4	4	0	t-4th	269	337	
2006	Walt Harris	1	11	0	1	8	0	10th	127	377	
2007	Jim Harbaugh	4	8	0	3	6	0	t-7th	235	339	
2008	Jim Harbaugh	5	7	0	4	5	0	t-6th	315	329	
2009	Jim Harbaugh	8	5	0	6	3	0	t-2nd	461	345	
2010	Jim Harbaugh	12	1	0	8	1	0	2nd	524	226	
2011	David Shaw	11	2	0	8	1	0	t-1st*	561	285	
2012	David Shaw	12	2	0	8	1	0	1st*	390	241	
2013	David Shaw	11	3	0	7	2	0	1st*	452	266	
2014	David Shaw	8	5	0	5	4	0	2nd*	353	213	
2015	David Shaw	12	2	0	8	1	0	1st*	529	316	
2016	David Shaw	10	3	0	6	3	0	3rd*	342	265	
2017	David Shaw	9	5	0	7	2	0	t-1st*	453	318	
2018	David Shaw	9	4	0	6	3	0	3rd*	369	298	
2019	David Shaw	4	8	0	3	6	0	6th*	260	358	
Totals	125 seasons	751	487	52	352	302	21		27,738	21,248	

* Rugby seasons

* Pac-12 Conference North Division finish



COACHING RECORDS & TOP SEASONS



Coach	Seasons	Years	Won	Lost	Tied	Pct.
No Coach	1891	1	3	1	0	.750
Walter Camp	1892, '94-95	3	11	3	3	.735
Pop Bliss	1893	1	8	0	1	.944
H.P. Cross	1896, '98	2	7	4	2	.615
G.H. Brooke	1897	1	4	1	0	.800
Burr Chamberlain	1899	1	2	5	2	.333
Fielding H. Yost	1900	1	7	2	1	.750
C.M. Fickert	1901	1	3	2	2	.571
C.L. Clemens	1902	1	6	1	0	.857
James F. Lanagan	1903-08	6	49	10	5	.804
George Presley	1909-12	4	30	8	1	.782
Floyd C. Brown	1913-16	4	37	4	1	.892
Jim Wylie	1917	1	1	0	0	1.000
Bob Evans	1919	1	4	3	0	.571
Walter Powell	1920	1	4	3	0	.571
C.E. Van Gent	1921	1	4	2	2	.625
Andrew Kerr	1922-23	2	11	7	0	.611
Glenn "Pop" Warner	1924-32	9	71	17	8	.781
C.E. Thornhill	1933-39	7	35	25	7	.574
Clark Shaughnessy	1940-41	2	16	3	0	.842
Marchmont Schwartz	1942, '46-50	6	28	28	4	.500
Charles A. Taylor	1951-57	7	40	29	2	.577
Jack C. Curtice	1958-62	5	14	36	0	.280
John Ralston	1963-71	9	55	36	3	.601
Jack Christiansen	1972-76	5	30	22	3	.573
Rod Dowhower	1979	1	5	5	1	.500
Paul Wiggins	1980-83	4	16	28	0	.364
Jack Elway	1984-88	5	25	29	2	.463
Dennis Green	1989-91	3	16	18	0	.471
Bill Walsh	1977-78, '92-94	5	34	24	1	.585
Tyrone Willingham	1995-2001	7	44	36	1	.549
Buddy Teevens	2002-04	3	10	23	0	.303
Walt Harris	2005-06	2	6	17	0	.261
Jim Harbaugh	2007-10	4	29	21	0	.580
David Shaw	2011-present	9	86	34	0	.717
Totals		125	751	487	52	.602

National Championships

Season	Coach	Overall	League	Bowl
1926	Pop Warner	10-0-1	4-0-0	Rose
1940	Clark Shaughnessy	10-0-0	7-0-0	Rose

• The 1926 team was declared national champions by the Dickinson System, Helms Athletic Foundation, National Championship Foundation and Sagarin Ratings. Although Minnesota was declared national champions in the final 1940 Associated Press Poll, which was the best-known and most widely circulated poll of sportswriters and broadcasters in determining the national champion, Stanford was recognized as national champions by the Billingsley Report, Helms Athletic Foundation and Poling System.

Conference Championships

Season	Conference	Coach	Overall	League	Bowl
1924	Pacific Coast	Pop Warner	7-1-1	3-0-1	Rose
1926	Pacific Coast	Pop Warner	10-0-1	4-0-0	Rose
1927	Pacific Coast	Pop Warner	8-2-1	4-0-1 (tie)	Rose
1933	Pacific Coast	C.E. Thornhill	8-2-1	4-1-0 (tie)	Rose
1934	Pacific Coast	C.E. Thornhill	9-1-1	5-0-0	Rose
1935	Pacific Coast	C.E. Thornhill	8-1-0	4-1-0 (tie)	Rose
1940	Pacific Coast	Clark Shaughnessy	10-0-0	7-0-0	Rose
1951	Pacific Coast	Charles Taylor	9-2-0	6-1-0	Rose
1970	Pacific-8	John Ralston	9-3-0	6-1-0	Rose
1971	Pacific-8	John Ralston	9-3-0	6-1-0	Rose
1992	Pacific-10	Bill Walsh	10-3-0	6-2-0 (tie)	Blockbuster
1999	Pacific-10	Tyrone Willingham	8-4-0	7-1-0	Rose
2012	Pacific-12	David Shaw	12-2-0	8-1-0	Rose
2013	Pacific-12	David Shaw	11-3-0	7-2-0	Rose
2015	Pacific-12	David Shaw	12-2-0	8-1-0	Rose

Unbeaten • Untied

Season	Record	Coach	Final AP Ranking
1905	8-0-0	James F. Lanagan	--
1940	10-0-0	Clark Shaughnessy	2

Unbeaten

1892	1-0-2	Walter Camp	--
1893	8-0-1	Pop Bliss	--
1895	4-0-1	Walter Camp	--
1903	8-0-3	James F. Lanagan	--
1926	10-0-1	Pop Warner	--

12-Win Seasons

2010	12-1-0	Jim Harbaugh	4
2012	12-2-0	David Shaw	7
2015	12-2-0	David Shaw	3

11-Win Seasons

2011	11-2-0	David Shaw	7
2013	11-3-0	David Shaw	11

10-Win Seasons

1926	10-0-1	Pop Warner	--
1940	10-0-0	Clark Shaughnessy	2
1992	10-3-0	Bill Walsh	9
2016	10-3-0	David Shaw	12

Nine-Win Seasons

1929	9-2-0	Pop Warner	--
1930	9-1-1	Pop Warner	--
1934	9-1-1	C.E. Thornhill	--
1951	9-2-0	Chuck Taylor	7
1970	9-3-0	John Ralston	8
1971	9-3-0	John Ralston	10
1977	9-3-0	Bill Walsh	15
2001	9-3-0	Tyrone Willingham	16
2017	9-5-0	David Shaw	20
2018	9-4-0	David Shaw	--

One-Loss Seasons

1891	3-1-0	None	--
1896	2-1-1	H.P. Cross	--
1897	4-1-0	G.H. Brooke	--
1902	6-1-0	C.L. Clemens	--
1924	7-1-1	Pop Warner	--
1930	9-1-1	Pop Warner	--
1934	9-1-1	C.E. Thornhill	--
1935	8-1-0	C.E. Thornhill	--
2010	12-1-0	Jim Harbaugh	4

• Figures do not include rugby years from 1906-17.



STANFORD INDIVIDUAL RECORDS



Rushing Attempts

Game	Rank	Name	Record
1.	45	Tyler Gaffney	vs. Oregon • 2013
2.	39	Tommy Vardell	vs. California • 1991
3.	38	Brad Muster	at UCLA • 1986
3.	38	Toby Gerhart	vs. Oregon • 2009
5.	37	Brad Muster	vs. Washington State • 1986
6.	36	Tyler Gaffney	vs. UCLA • 2013
7.	35	Stepfan Taylor	vs. Oklahoma State • 2012
8.	34	Ernie Nevers	vs. Notre Dame • 1925
34	34	Brad Muster	at California • 1984
34	34	J.R. Lemon	vs. Arizona State • 2003

Season

1.	343	Toby Gerhart	2009
2.	337	Christian McCaffrey	2015
3.	330	Tyler Gaffney	2013
4.	322	Stepfan Taylor	2012
5.	263	Bryce Love	2017
6.	260	Brad Muster	1986
7.	253	Christian McCaffrey	2016
8.	247	Tommy Vardell	1991
9.	242	Stepfan Taylor	2011
10.	228	Jon Volpe	1988

Career

1.	843	Stepfan Taylor	2009-12
2.	730	Darrin Nelson	1977-78, 80-81
3.	703	Brad Muster	1984-87
4.	671	Toby Gerhart	2006-09
5.	632	Christian McCaffrey	2014-16
6.	569	Bryce Love	2015-18
7.	559	Mike Mitchell	1993-97
7.	555	Kerry Carter	1999-02
9.	540	Anthony Bookman	1994-97
10.	498	Brian Allen	1998-01

Rushing Yards

Game	Rank	Name	Record
1.	301	Bryce Love	vs. Arizona State • 2017
2.	284	Christian McCaffrey	at Cal • 2016
3.	263	Bryce Love	vs. UCLA • 2017
4.	243	Christian McCaffrey	vs. UCLA • 2015
5.	223	Toby Gerhart	vs. Oregon • 2009
6.	220	Jon Volpe	at Washington • 1988
7.	211	Darrin Nelson	vs. San Jose State • 1977
8.	209	Lou Valli	at California • 1956
9.	207	Christian McCaffrey	vs. USC • 2015
10.	206	Christian McCaffrey	at Oregon State • 2015
11.	205	Toby Gerhart	vs. Notre Dame • 2009
12.	204	Brad Muster	at California • 1984
204	204	Christian McCaffrey	vs. Rice • 2016
14.	202	Darrin Nelson	at Washington State • 1980
15.	201	Ernie Caddell	vs. Dartmouth • 1930
16.	200	Darrin Nelson	vs. Tulane • 1978
200	200	Toby Gerhart	vs. Washington • 2009

Season

1.	2,118	Bryce Love	2017
2.	2,019	Christian McCaffrey	2015
3.	1,871	Toby Gerhart	2009
4.	1,709	Tyler Gaffney	2013
5.	1,603	Christian McCaffrey	2016
6.	1,530	Stepfan Taylor	2012
7.	1,330	Stepfan Taylor	2011
8.	1,188	Tommy Vardell	1991
9.	1,161	Darrin Nelson	1978
10.	1,137	Stepfan Taylor	2010

Career

1.	4,300	Stepfan Taylor	2009-12
2.	4,169	Darrin Nelson	1977-78, 80-81
3.	3,922	Christian McCaffrey	2014-16
4.	3,866	Bryce Love	2015-18
5.	3,522	Toby Gerhart	2006-09
6.	3,010	Brad Muster	1984-87
7.	2,672	Anthony Bookman	1994-97
8.	2,550	Mike Mitchell	1993-97
9.	2,500	Tyler Gaffney	2009-11, 13
10.	2,253	Glyn Milburn	1990-92
11.	2,162	Brian Allen	1998-01
12.	2,079	Kerry Carter	1999-02
13.	1,940	Anthony Kimble	2005-08
14.	1,893	Tommy Vardell	1988-91
15.	1,786	Bobby Grayson	1933-35
16.	1,768	Ray Handley	1963-65
17.	1,689	Vincent White	1979-82
18.	1,676	Cameron Scarlett	2016-19
19.	1,674	Jon Volpe	1987-90
20.	1,636	Kenneth Tolon	2001-04

Rushing Yards Per Attempt

Game	Rank	Name	Record
1.	22.5	Ethan Allen (4-90)	vs. Arizona State • 1993

Season (minimum 400 yards)

1.	11.50	Dick Hyland (38-437)	1926
2.	8.24	Andrew Luck (55-453)	2010
3.	8.05	Bryce Love (263-2,118)	2017
4.	7.05	Bryce Love (111-783)	2016
5.	6.56	Anthony Bookman (122-800)	1997
6.	6.41	Pete Kmetovic (95-609)	1940
7.	6.344	Darrin Nelson (183-1,161)	1978
8.	6.335	Christian McCaffrey (253-1,603)	2016
9.	6.07	Tyler Gaffney (74-449)	2011
10.	5.99	Christian McCaffrey (337-2,019)	2015

Career (minimum 1,000 yards)

1.	6.79	Bryce Love (569-3,866)	2015-18
2.	6.21	Christian McCaffrey (632-3,922)	2014-16
3.	5.90	Phil Moffatt (193-1,139)	1929-31
4.	5.71	Darrin Nelson (730-4,169)	1977-81
5.	5.26	Vincent White (321-1,689)	1979-82
6.	5.25	Toby Gerhart (671-3,522)	2006-09
7.	5.18	Bob White (234-1,211)	1948-50
8.	5.14	Tyler Gaffney (486-2,500)	2009-11, 13
9.	5.10	Stepfan Taylor (843-4,300)	2009-12
10.	5.02	Bubba Brown (215-1,080)	1968-69

Rushing Touchdowns

Game	Rank	Name	Record
1.	4	Darrin Nelson	at Oregon State • 1981
4	4	Tommy Vardell	at Notre Dame • 1990
4	4	Kerry Carter	vs. USC • 2000
4	4	Kerry Carter	at Oregon • 2001
4	4	Toby Gerhart	vs. Washington State • 2008
4	4	Toby Gerhart	vs. California • 2009
4	4	Stepfan Taylor	vs. Arizona • 2010
4	4	Remound Wright	at California • 2014
4	4	Christian McCaffrey	vs. UCLA • 2015

Season

1.	28	Toby Gerhart	2009
2.	22	Tommy Vardell	1991
3.	21	Tyler Gaffney	2013
4.	19	Bryce Love	2017
5.	15	Toby Gerhart	2008
15	15	Stepfan Taylor	2010
7.	14	Tommy Vardell	1990
8.	13	Brad Muster	1986
13	13	Stepfan Taylor	2012
13	13	Remound Wright	2015
13	13	Christian McCaffrey	2016

Career

1.	44	Toby Gerhart	2006-09
2.	40	Stepfan Taylor	2009-12
3.	39	Tommy Vardell	1988-91
4.	33	Tyler Gaffney	2009-11, 13
5.	30	Bryce Love	2015-18
6.	28	Brad Muster	1984-87
7.	26	Remound Wright	2012-15
8.	24	Cameron Scarlett	2016-19
24	24	Darrin Nelson	1977-81
24	24	Kerry Carter	1999-02
11.	21	Mike Mitchell	1993-97
21	21	Christian McCaffrey	2014-16



STANFORD INDIVIDUAL RECORDS



100-yard Rushing Games

Season		
1.	12	Bryce Love..... 2017
2.	11	Toby Gerhart..... 2009
	11	Christian McCaffrey..... 2015
4.	9	Tyler Gaffney..... 2013
5.	8	Tommy Vardell..... 1991
	8	Toby Gerhart..... 2008
	8	Stepfan Taylor..... 2012
	8	Christian McCaffrey..... 2016
9.	7	Stepfan Taylor..... 2010
10.	6	Stepfan Taylor..... 2011

Career

1.	21	Stepfan Taylor..... 2009-12
2.	20	Toby Gerhart..... 2006-09
3.	19	Christian McCaffrey..... 2014-16
4.	16	Darrin Nelson..... 1977-78, 80-81
	16	Bryce Love..... 2015-18
6.	11	Anthony Bookman..... 1994-97
7.	10	Brad Muster..... 1984-87
	10	Tyler Gaffney..... 2009-11, 13
9.	9	Mike Mitchell..... 1993-97
10.	8	Tommy Vardell..... 1988-91
	8	Glyn Milburn..... 1990-92

Consecutive 100-yard Rushing Games

1.	9	Christian McCaffrey..... 2015
	9	Bryce Love..... 2016-17
3.	7	Toby Gerhart..... 2009
4.	5	Stepfan Taylor..... 2010
	5	Tyler Gaffney..... 2013
	5	Christian McCaffrey..... 2016
7.	4	Darrin Nelson..... 1980
	4	Tommy Vardell (twice)..... 1991
	4	Toby Gerhart..... 2008

Longest Rush

Game		
1.	96	Bill Rogers..... vs. Oregon State • 1952

Top Rushing Tandems

Season		
1.	2,507	Bryce Love (2,118)..... 2017 Cameron Scarlett (389)
2.	2,386	Christian McCaffrey (1,603)..... 2016 Bryce Love (783)
3.	2,355	Christian McCaffrey (2,019)..... 2015 Kevin Hogan (336)
4.	2,225	Toby Gerhart (1,871)..... 2009 Andrew Luck (354)
5.	2,064	Tyler Gaffney (1,709)..... 2013 Kevin Hogan (355)
6.	1,853	Toby Gerhart (1,136)..... 2008 Anthony Kimble (717)
7.	1,842	Tommy Vardell (1,188)..... 1991 Glyn Milburn (654)
8.	1,793	Stepfan Taylor (1,530)..... 2012 Kevin Hogan (263)
9.	1,779	Stepfan Taylor (1,330)..... 2011 Tyler Gaffney (449)
10.	1,683	Darrin Nelson (1,161)..... 1978 Phil Francis (522)

Rushing Yards by a Quarterback

Game		
1.	129	Don Bunce..... vs. Washington State • 1969
2.	112	Kevin Hogan..... at Washington State • 2015

Season

1.	453	Andrew Luck..... 2010
2.	362	Gene Washington..... 1966
3.	355	Kevin Hogan..... 2013
4.	354	Andrew Luck..... 2009
5.	336	Kevin Hogan..... 2015
6.	295	Kevin Hogan..... 2014
7.	263	Kevin Hogan..... 2012
8.	250	Don Bunce..... 1971
9.	209	Jim Plunkett..... 1970
10.	205	Randy Fasani..... 2001

Career

1.	1,249	Kevin Hogan..... 2012-15
2.	957	Andrew Luck..... 2009-11
3.	481	Don Bunce..... 1968-69, 71
4.	369	Jim Plunkett..... 1968-70
5.	362	Gene Washington..... 1966-68
6.	348	Randy Fasani..... 1998-2001
7.	336	Alex Loukas..... 2007-10
8.	299	Dave Lewis..... 1964-66
9.	256	Scott Frost..... 1993-94
10.	199	Trent Edwards..... 2003-06
	199	Joe Borchard..... 1998-99

Rushing Touchdowns by a Quarterback

Game		
1.	3	Josh Nunes..... vs. Arizona • 2012

Season

1.	6	Jim Plunkett..... 1968
	6	Kevin Hogan..... 2015
3.	5	John Paye..... 1985
	5	Kevin Hogan..... 2014

Career

1.	15	Kevin Hogan..... 2012-15
2.	10	Jim Plunkett..... 1968-70
3.	9	John Brodie..... 1954-56
	9	John Paye..... 1983-86

Pass Attempts

Game		
1.	68	Steve Smith..... vs. Notre Dame • 1989
2.	63	John Elway..... at Ohio State • 1982
3.	59	Steve Stenstrom..... at Notre Dame • 1994
	59	T.C. Ostrander..... vs. UCLA • 2007
5.	56	John Paye..... at San Diego State • 1985
6.	55	Mike Boryla..... at Oregon • 1972
7.	54	Todd Husak..... vs. San Jose State • 1998
8.	53	Guy Benjamin..... at UCLA • 1976
9.	52	Steve Smith..... vs. San Jose State • 1989
10.	51	Mike Cordova..... at Penn State • 1974
	51	Steve Dils..... at Washington State • 1978
	51	John Elway..... at Washington • 1981
	51	Steve Stenstrom..... vs. California • 1993

Season

1.	455	Steve Stenstrom..... 1993
2.	447	Todd Husak..... 1998
3.	419	Steve Dils..... 1978
4.	413	K.J. Costello..... 2018
5.	405	John Elway..... 1982
	405	John Paye..... 1985
7.	404	Andrew Luck..... 2011
8.	388	Jim Plunkett..... 1970
9.	379	John Elway..... 1980
10.	372	Andrew Luck..... 2010

Career

1.	1,380	Steve Stenstrom..... 1991-94
2.	1,246	John Elway..... 1979-82
3.	1,198	John Paye..... 1983-86
4.	1,103	Kevin Hogan..... 2012-15
5.	1,064	Andrew Luck..... 2009-11
6.	992	Jim Plunkett..... 1968-70
7.	908	Todd Husak..... 1996-99
8.	867	Trent Edwards..... 2003-06
9.	844	Guy Benjamin..... 1974-77
10.	791	K.J. Costello..... 2017-19



STANFORD INDIVIDUAL RECORDS



Pass Completions

Game		
1.	40	John Paye..... at San Diego State • 1985
2.	39	Steve Smith..... vs. Notre Dame • 1989
3.	37	Steve Stenstrom at Notre Dame • 1994
4.	35	Guy Benjamin..... at UCLA • 1976
	35	John Elway..... at Ohio State • 1982
6.	34	Dick Norman vs. California • 1959
	34	K.J. Costello vs. Washington State • 2018
8.	33	John Elway..... at Purdue • 1981
	33	Andrew Luck at Arizona State • 2010
10.	32	Steve Dils..... at Washington State • 1978
	32	Steve Dils..... vs. Oklahoma • 1978

Season

1.	300	Steve Stenstrom 1993
2.	288	Andrew Luck 2011
3.	271	John Paye..... 1985
4.	269	K.J. Costello 2018
5.	264	Steve Dils..... 1978
6.	263	Andrew Luck 2010
7.	262	John Elway..... 1982
8.	248	John Elway..... 1980
9.	234	Jason Palumbis 1990
10.	233	Todd Husak..... 1998

Career

1.	866	Steve Stenstrom 1991-94
2.	774	John Elway..... 1979-82
3.	727	Kevin Hogan..... 2012-15
4.	715	John Paye..... 1983-86
5.	713	Andrew Luck 2009-11
6.	550	Jim Plunkett..... 1968-70
7.	511	Guy Benjamin..... 1974-77
8.	495	K.J. Costello 2017-19
9.	488	Trent Edwards..... 2003-06
10.	483	Todd Husak..... 1996-99

Passing Yards

Game		
1.	504	Davis Mills at Washington State • 2019
2.	450	Todd Husak..... vs. Oregon State • 1998
3.	430	Steve Dils..... at Washington State • 1978
4.	423	Andrew Luck at Arizona • 2009
5.	419	Todd Husak at UCLA • 1998
6.	418	John Elway..... at Purdue • 1981
7.	408	John Paye..... at Oregon • 1985
	408	Steve Stenstrom at UCLA • 1994
9.	407	John Elway..... at Ohio State • 1982
	407	Steve Stenstrom at Oregon • 1993
	407	Steve Stenstrom vs. Oregon State • 1993

Season

1.	3,627	Steve Stenstrom 1993
2.	3,540	K.J. Costello 2018
3.	3,517	Andrew Luck 2011
4.	3,338	Andrew Luck 2010
5.	3,242	John Elway..... 1982
6.	3,153	Steve Dils..... 1978
7.	3,092	Todd Husak..... 1998
8.	2,980	Jim Plunkett..... 1970
9.	2,946	Todd Husak..... 1999
10.	2,889	John Elway..... 1980

Career

1.	10,911	Steve Stenstrom 1991-94
2.	9,430	Andrew Luck 2009-11
3.	9,385	Kevin Hogan..... 2012-15
4.	9,349	John Elway..... 1979-82
5.	7,809	Jim Plunkett..... 1968-70
6.	7,669	John Paye..... 1983-86
7.	6,834	Todd Husak..... 1996-99
8.	6,215	Guy Benjamin..... 1974-77
9.	6,151	K.J. Costello 2017-19
10.	5,443	Trent Edwards..... 2003-06
11.	4,954	Jason Palumbis 1988-91
12.	4,461	Chad Hutchinson 1996-97
13.	4,456	Chris Lewis 2000-03
14.	4,082	Mike Boryla 1970-73
15.	3,783	T.C. Ostrander 2004-07
16.	3,737	Dick Norman 1958-60
17.	3,594	John Brodie..... 1954-56
18.	3,556	Mike Cordova 1973-76
19.	3,488	Steve Dils..... 1977-78
20.	3,340	Gary Kerkorian 1949-51

Completion Percentage

Season (minimum 200 attempts)		
1.	.7129	Andrew Luck (288-404) 2011
2.	.7070	Andrew Luck (263-372) 2010
3.	.6862	Jason Palumbis (234-341) 1990
4.	.6776	Kevin Hogan (206-304) 2015
5.	.6700	Turk Schonert (148-221) 1979
6.	.6691	John Paye (271-405) 1985
7.	.6593	Steve Stenstrom (300-455) 1993
8.	.6591	Kevin Hogan (232-352) 2014
9.	.6556	Davis Mills (158-241) 2019
10.	.6544	John Elway (248-379) 1980
11.	.6517	Steve Stenstrom (217-333) 1994

Career (minimum 350 attempts)

1.	.670	Andrew Luck (713-1,064) 2009-11
2.	.659	Kevin Hogan (727-1,103) 2012-15
3.	.631	Steve Dils (291-461) 1977-78
4.	.628	Steve Stenstrom (866-1,380) 1991-94
5.	.626	K.J. Costello (393-624) 2017-19
6.	.624	Jason Palumbis (442-708) 1988-91
7.	.621	John Elway (774-1,246) 1979-82
8.	.612	Chad Hutchinson (401-655) 1996-97
9.	.605	Guy Benjamin (511-844) 1974-77
10.	.597	John Paye (715-1,198) 1983-86
11.	.569	Mark Butterfield (234-411) 1992-95



STANFORD INDIVIDUAL RECORDS



Passing Efficiency

Season (minimum 200 attempts)

1.	171.0	Kevin Hogan	2015
		(206-304, 2,867 yards, 8 INT, 27 TD)	
2.	170.2	Andrew Luck	2010
		(263-372, 3,338 yards, 8 INT, 32 TD)	
3.	169.7	Andrew Luck	2011
		(288-404, 3,517 yards, 10 INT, 37 TD)	
4.	163.2	Turk Schonert	1979
		(148-221, 1,927 yards, 6 INT, 19 TD)	
5.	155.0	K.J. Costello	2018
		(269-413, 3,540 yards, 11 INT, 29 TD)	
6.	151.5	Kevin Hogan	2013
		(180-295, 2,630 yards, 10 INT, 20 TD)	
7.	148.6	Steve Stenstrom	1994
		(217-333, 2,822 yards, 6 INT, 16 TD)	
8.	147.2	John Elway	1980
		(248-379, 2,889 yards, 11 INT, 27 TD)	
9.	146.3	Steve Stenstrom	1993
		(300-455, 3,627 yards, 14 INT, 27 TD)	
10.	145.8	Kevin Hogan	2014
		(232-352, 2,792 yards, 8 INT, 19 TD)	

Career (minimum 350 attempts)

1.	162.8	Andrew Luck	2009-11
		(713-1,064, 9,430 yards, 22 INT, 82 TD)	
2.	154.6	Kevin Hogan	2012-15
		(727-1,103, 9,385 yards, 29 INT, 75 TD)	
3.	143.8	K.J. Costello	2017-19
		(495-791, 6,151 yards, 18 INT, 49 TD)	
4.	141.4	Steve Stenstrom	1991-94
		(866-1,380, 10,911 yards, 38 INT, 74 TD)	
5.	139.3	John Elway	1979-82
		(774-1,246, 9,349 yards, 39 INT, 77 TD)	
6.	138.8	Steve Dils	1977-78
		(291-461, 3,488 yards, 15 INT, 26 TD)	
7.	133.0	Randy Fasani	1999-01
		(199-390, 3,088 yards, 11 INT, 25 TD)	
8.	131.0	Guy Benjamin	1974-77
		(511-844, 6,215 yards, 43 INT, 48 TD)	
9.	129.5	Jim Plunkett	1968-70
		(550-992, 7,809 yards, 48 INT, 53 TD)	
10.	127.6	Mark Butterfield	1992-95
		(234-411, 2,997 yards, 12 INT, 19 TD)	
11.	126.0	Todd Husak	1996-99
		(483-908, 6,834 yards, 24 INT, 41 TD)	

Touchdown Passes

Game

1.	6	John Elway	vs. Oregon State • 1980
2.	5	Mike Boryla	vs. Washington State • 1973
	5	Steve Dils	at Washington State • 1978
	5	John Elway	at Washington State • 1980
	5	John Elway	vs. Oregon State • 1982
	5	Steve Stenstrom	vs. Colorado • 1993
	5	Joe Borchard	vs. UCLA • 1999
	5	Kevin Hogan	vs. California • 2013
	5	K.J. Costello	at UCLA • 2018
10.	4	Jim Plunkett	vs. San Jose State • 1968
	4	Jim Plunkett	at Purdue • 1969
	4	Jim Plunkett	at Washington • 1969
	4	Mike Cordova	vs. Army • 1975
	4	John Elway	at Purdue • 1982
	4	Steve Stenstrom	vs. San Jose State • 1994
	4	Mark Butterfield	vs. UCLA • 1995
	4	Chad Hutchinson	vs. Oregon • 1997
	4	Todd Husak	at Arizona State • 1999
	4	Randy Fasani	vs. San Jose State • 2000
	4	Randy Fasani	vs. Boston College • 2001
	4	Randy Fasani	vs. Arizona State • 2001
	4	Chris Lewis	vs. California • 2001
	4	Trent Edwards	at San Jose State • 2006
	4	Andrew Luck	vs. Sacramento State • 2010
	4	Andrew Luck	vs. Wake Forest • 2010
	4	Andrew Luck	vs. Oregon State • 2010
	4	Andrew Luck	vs. Virginia Tech • 2011
	4	Andrew Luck	at Duke • 2011
	4	Andrew Luck	at Washington State • 2011
	4	Andrew Luck	vs. Notre Dame • 2011
	4	Kevin Hogan	vs. Army • 2014
	4	Kevin Hogan	vs. Notre Dame • 2015
	4	K.J. Costello	vs. Notre Dame • 2017
	4	K.J. Costello	vs. San Diego State • 2018
	4	K.J. Costello	vs. Washington State • 2018
	4	K.J. Costello	vs. Oregon State • 2018

Season

1.	37	Andrew Luck	2011
2.	32	Andrew Luck	2010
3.	29	K.J. Costello	2018
4.	27	John Elway	1980
	27	Steve Stenstrom	1993
	27	Kevin Hogan	2015
7.	25	Steve Dils	1978
8.	24	John Elway	1982
9.	22	Guy Benjamin	1977
10.	20	Jim Plunkett	1969
	20	John Elway	1981
	20	Kevin Hogan	2013

Career

1.	82	Andrew Luck	2009-11
2.	77	John Elway	1979-82
3.	75	Kevin Hogan	2012-15
4.	74	Steve Stenstrom	1991-94
5.	53	Jim Plunkett	1968-70
6.	49	K.J. Costello	2017-19
7.	48	Guy Benjamin	1974-77
8.	41	Todd Husak	1996-99
9.	38	John Paye	1983-86
10.	36	Trent Edwards	2003-06

300-yard Passing Games

Season

1.	9	Steve Stenstrom	1993
2.	7	K.J. Costello	2018
	7	John Elway	1982
4.	6	Steve Stenstrom	1994
5.	5	Todd Husak	1999
	5	Andrew Luck	2011
7.	4	Todd Husak	1998
8.	3	Jim Plunkett	1969
	3	John Paye	1985
	3	Jason Palumbis	1990
	3	Mark Butterfield	1995
	3	Andrew Luck	2010

Career

1.	17	Steve Stenstrom	1991-94
2.	11	John Elway	1979-82
3.	9	Todd Husak	1996-99
	9	Andrew Luck	2009-11
5.	8	K.J. Costello	2017-19
6.	6	John Paye	1983-86
7.	4	Jim Plunkett	1968-70
8.	3	Guy Benjamin	1974-77
	3	Jason Palumbis	1988-91
	3	Mark Butterfield	1992-95
	3	Kevin Hogan	2012-15

Interceptions

Game

1.	5	Jim Plunkett	vs. Purdue • 1970
	5	John Elway	vs. San Jose State • 1981

Season

1.	20	Mike Boryla	1972
----	----	-------------	------

Career

1.	48	Jim Plunkett	1968-70
----	----	--------------	---------

Longest Pass Play

Game

1.	98	Joe Borchard to Troy Walters (TD)	vs. UCLA • 1999
----	----	-----------------------------------	-----------------



STANFORD INDIVIDUAL RECORDS



Receptions

Game	
1.	14 Eric Crossat Hawaii • 1972
	14 Vincent White..... at UCLA • 1982
	14 Brad Musterat Oregon • 1985
	14 Jim Priceat Notre Dame • 1989
5.	13 Gene Washington at UCLA • 1968
	13 Darrin Nelson..... vs. Ohio State • 1981
	13 Troy Walters.....vs. Oregon • 1997
	13 DeRonnie Pitts..... vs. USC • 2000
9.	12 Chris Burfordvs. California • 1959
	12 James Lofton at Washington • 1977
	12 Vincent White..... at Purdue • 1981
	12 Brad Muster vs. Oregon State • 1985
	12 Brad Muster at Arizona State • 1985
	12 Brian Morris vs. UCLA • 1985
	12 Mark Harrisat Oregon • 1993
	12 Luke Powell vs. San Jose State • 2003
	12 Mark Bradford.....at Washington State • 2007

Season

1.	86 Troy Walters..... 1997
2.	78 Brad Muster 1985
3.	77 Troy Walters 1999
	77 DeRonnie Pitts..... 2000
5.	74 DeRonnie Pitts..... 1998
6.	71 Gene Washington 1968
	71 Chris Walsh 1991
8.	69 Zach Ertz 2012
9.	68 Vincent White..... 1982
10.	67 Darrin Nelson..... 1981
	67 Justin Armour..... 1994

Career

1.	248 Troy Walters..... 1996-99
2.	228 DeRonnie Pitts..... 1997-00
3.	223 Darrin Nelson..... 1977-78, 80-81
4.	198 Brad Muster 1984-87
5.	172 Ty Montgomery 2011-14
6.	169 Mark Bradford..... 2003-07
7.	162 Vincent White..... 1979-82
8.	158 Jeff James 1984-87
9.	156 Justin Armour..... 1991-94
10.	152 Trenton Irwin 2015-18
11.	146 Ken Margerum 1977-80
	146 Ed McCaffrey 1986-87, 89-90
	146 Chris Walsh 1988-91
	146 Glyn Milburn 1990-92
	146 Brian Manning 1993-96
16.	140 Tony Hill 1973-76
	140 Ryan Whalen 2007-10
18.	135 JJ Arcega-Whiteside 2016-18
19.	133 Luke Powell 2000-03
20.	124 Mike Tolliver 1979-83

Receiving Yards

Game	
1.	278 Troy Walters..... UCLA • 1999
2.	237 Darrin Nelson..... Arizona State • 1981
3.	226 JJ Arcega-Whiteside San Diego State • 2018
4.	220 Justin Armour at UCLA • 1994
5.	209 Troy Walters..... at USC • 1997
6.	192 Troy Walters..... at UCLA • 1998
	192 James Lofton at Washington • 1977
8.	189 Mark Harris at Oregon • 1993
9.	187 Mark Harris at USC • 1995
10.	186 Troy Walters..... San Jose State • 1999

Season

1.	1,508 Troy Walters..... 1999
2.	1,206 Troy Walters..... 1997
3.	1,117 Gene Washington 1968
4.	1,092 Justin Armour 1994
5.	1,059 JJ Arcega-Whiteside 2018
6.	1,029 Ken Margerum 1978
7.	1,021 Mark Harris 1995
8.	1,012 DeRonnie Pitts..... 1998
9.	1,010 James Lofton 1977
10.	995 Chris Walsh 1991

Career

1.	4,047 Troy Walters..... 1996-99
2.	3,023 DeRonnie Pitts..... 1997-00
3.	2,517 Ken Margerum 1977-80
4.	2,491 Justin Armour 1991-94
5.	2,469 Darrin Nelson 1977-78, 80-81
6.	2,431 Mark Bradford..... 2003-07
7.	2,365 Brian Manning 1993-96
8.	2,333 Ed McCaffrey 1986-87, 89-90
9.	2,306 Jeff James 1984-87
10.	2,270 Emile Harry 1981-84
11.	2,225 Tony Hill 1973-76
12.	2,219 JJ Arcega-Whiteside 2016-18
13.	2,174 Luke Powell 2000-03
14.	2,125 Ty Montgomery 2011-14
15.	1,898 Chris Walsh 1988-91
16.	1,884 Ryan Whalen 2007-10
17.	1,825 Mike Tolliver 1979-83
18.	1,785 Gene Washington 1966-68
19.	1,783 Mark Harris 1993-95
20.	1,738 Trenton Irwin 2015-18

Yards Per Catch

Game	
1.	67.50 Bryce Love (2-135) vs. UCF • 2015

Season (minimum 20 receptions)

1.	23.58 Simi Fehoko (24-566)..... 2019
2.	22.93 Devon Cajuste (28-642) 2013
3.	21.17 Miles Moore (41-868) 1971
4.	19.74 Randy Vataha (35-691) 1969
5.	19.64 Luke Powell (45-884) 2001
6.	19.62 Coby Fleener (34-667) 2011
7.	19.58 Troy Walters (77-1,508) 1999
8.	19.54 Brian Manning (46-899) 1994
9.	19.36 Mike Tolliver (33-639) 1981
10.	19.28 Emile Harry (25-482) 1984

Career (minimum 35 receptions)

1.	21.09 Bob Blunt (35-738)..... 1964-66
2.	18.90 Miles Moore (68-1,285) 1971-72
3.	18.46 Emile Harry (123-2,270) 1981-84
4.	18.22 Eric Mullins (41-747) 1980-83
5.	18.00 James Lofton (72-1,295) 1975-77
6.	17.82 Randy Vataha (89-1,586) 1969-70
7.	17.66 Devon Cajuste (90-1,589) 2012-15
8.	17.24 Ken Margerum (146-2,517) 1977-80
9.	17.07 Jack Lasater (67-1,144) 1968-70
10.	16.86 Walter Batson (50-843) 1987-90

Touchdown Receptions

Game	
1.	4 Ken Margerum vs. Oregon State • 1980
	4 Ty Montgomery vs. California • 2013
	4 Colby Parkinson..... vs. Oregon State • 2018

Season

1.	14 James Lofton 1977
	14 JJ Arcega-Whiteside 2018
3.	11 Ken Margerum 1978
	11 Ken Margerum 1980
5.	10 Ken Margerum 1979
	10 Troy Walters..... 1999
	10 Coby Fleener..... 2011
	10 Ty Montgomery 2013
9.	9 Eric Cross 1972
	9 Doug Baldwin 2010
	9 JJ Arcega-Whiteside..... 2017

Career

1.	32 Ken Margerum 1977-80
2.	28 JJ Arcega-Whiteside 2016-18
2.	26 Troy Walters..... 1996-99
4.	24 DeRonnie Pitts..... 1997-00
5.	20 Justin Armour 1991-94
6.	18 Tony Hill 1973-76
	18 Vincent White..... 1979-82
	18 Coby Fleener..... 2008-11
	18 James Lofton 1975-77
	18 Darrin Nelson..... 1977-78, 80-81



STANFORD INDIVIDUAL RECORDS



100-yard Receiving Games

Season		
1.	7	Gene Washington 1968
	7	Troy Walters..... 1999
3.	6	Troy Walters..... 1997
4.	5	Randy Vataha..... 1970
	5	Miles Moore..... 1971
	5	Ed McCaffrey 1990
	5	Justin Armour 1994
	5	Troy Walters..... 1998
	5	JJ Arcega-Whiteside 2018
9.	4	James Lofton 1977
	4	Emile Harry 1983
	4	Chris Walsh 1991
	4	Mark Harris 1995
	4	DeRonnie Pitts..... 1998
	4	Luke Powell 2001
Career		
1.	19	Troy Walters..... 1996-99
2.	10	DeRonnie Pitts..... 1997-00
3.	9	JJ Arcega-Whiteside 2016-18
4.	8	Ed McCaffrey 1986-90
	8	Justin Armour 1991-94
	8	Mark Bradford..... 2003-07
7.	7	Gene Washington 1966-68
	7	Randy Vataha..... 1969-70
	7	Emile Harry 1981-84
	7	Luke Powell 2000-03
11.	6	Ken Margerum 1977-80
	6	Vincent White..... 1979-82
	6	Jeff James..... 1984-87
	6	Brad Muster 1984-87
	6	Mark Harris 1993-95

Longest Reception

Game		
1.	98	Troy Walters from Joe Borchard (TD)...vs. UCLA • 1999

Total Offense Attempts

Game		
1.	69	Steve Smithvs. Notre Dame • 1989 (68 passing, 1 rushing)
Season		
1.	512	Steve Stenstrom 1992 (455 passing, 57 rushing)
Career		
1.	1,610	Steve Stenstrom 1991-94 (1,380 passing, 230 rushing)

Total Offense

Game		
1.	491	Davis Mills at Washington State • 2019
2.	447	Todd Husak..... vs. Oregon State • 1998
3.	443	Andrew Luck at Arizona • 2009
4.	438	Steve Dils at Washington State • 1978
5.	428	Todd Husak..... at UCLA • 1998
6.	418	John Elway..... at Ohio State • 1982
	418	John Paye at San Diego State • 1985
8.	416	Jim Plunkett at Purdue • 1969
9.	413	John Paye at Oregon • 1985
	413	Steve Stenstrom vs. Oregon State • 1993
Season		
1.	3,791	Andrew Luck 2010
2.	3,667	Andrew Luck 2011
3.	3,520	K.J. Costello 2018
4.	3,398	Steve Stenstrom 1993
5.	3,203	Kevin Hogan 2015
6.	3,189	Jim Plunkett 1970
7.	3,104	John Elway..... 1982
8.	3,087	Kevin Hogan 2014
9.	3,033	Steve Dils 1978
10.	3,026	Todd Husak..... 1998

Career

1.	10,634	Kevin Hogan 2012-15
2.	10,387	Andrew Luck 2009-11
3.	10,179	Steve Stenstrom..... 1991-94
4.	9,070	John Elway..... 1979-82
5.	8,178	Jim Plunkett 1968-70
6.	7,539	John Paye 1983-86
7.	6,680	Todd Husak..... 1996-99
8.	6,043	Guy Benjamin 1974-77
9.	5,997	K.J. Costello 2017-19
10.	5,642	Trent Edwards 2003-06

Points

Game		
1.	30	Darrin Nelson (5 TD) at Oregon State • 1981
	30	Ty Montgomery (5 TD)vs. California • 2013
Season		
1.	172	Toby Gerhart..... 2009
2.	132	Tommy Vardell 1991
	132	Tyler Gaffney..... 2013
4.	121	Conrad Ukropina 2015
5.	117	Jet Toner 2017
6.	114	Bryce Love 2017
7.	112	Nate Whitaker 2010
8.	101	Nate Whitaker 2009
9.	100	Skip Face..... 1959
	100	Conrad Ukropina 2016
Career		
1.	374	Jordan Williamson 2011-14
2.	289	Eric Abrams..... 1992-95
3.	270	Stepfan Taylor 2009-12
4.	268	Toby Gerhart..... 2006-09
5.	256	Darrin Nelson..... 1977-81
6.	254	John Hopkins..... 1987-90
7.	252	Mark Harmon..... 1981-84
8.	247	Ken Naber 1977-80
9.	242	Jet Toner 2017-current
10.	239	Michael Sgroi 2002-05
	239	Conrad Ukropina 2012-16

Touchdowns

Game		
1.	5	Darrin Nelson..... at Oregon State • 1981
	5	Ty Montgomeryvs. California • 2013
Season		
1.	28	Toby Gerhart..... 2009
2.	22	Tommy Vardell 1991
	22	Tyler Gaffney..... 2013
4.	19	Bryce Love 2017
5.	16	Darrin Nelson..... 1981
	16	Brad Muster 1986
	16	Stepfan Taylor 2010
	16	Christian McCaffrey 2016
9.	15	Vincent White..... 1982
	15	Toby Gerhart..... 2008
	15	Stepfan Taylor 2012
	15	Remound Wright 2015
	15	Christian McCaffrey 2015

Career

1.	45	Stepfan Taylor 2009-12
2.	44	Toby Gerhart..... 2006-09
3.	42	Darrin Nelson..... 1977-81
4.	39	Tommy Vardell 1988-91
5.	37	Tyler Gaffney..... 2009-11, 13
6.	36	Brad Muster 1984-87
7.	33	Christian McCaffrey 2014-16
8.	32	Ken Margerum 1977-80
	32	Bryce Love..... 2015-18
9.	31	Vincent White..... 1979-80



STANFORD INDIVIDUAL RECORDS



Field Goals Made

Game			
1.	5	John Hopkins.....	at California • 1990
	5	Nate Whitaker.....	at Notre Dame • 2010

Season

1.	22	Conrad Ukropina.....	2016
2.	21	Jet Toner.....	2017
3.	19	John Hopkins.....	1988
4.	18	Rod Garcia.....	1973
	18	John Hopkins.....	1989
	18	Jordan Williamson.....	2013
	18	Conrad Ukropina.....	2015
8.	17	Eric Abrams.....	1992
	17	Nate Whitaker.....	2010
	17	Jordan Williamson.....	2012

Career

1.	63	Jordan Williamson.....	2011-14
2.	59	John Hopkins.....	1987-90
3.	53	Eric Abrams.....	1992-95
4.	50	Mark Harmon.....	1981-84
5.	47	Jet Toner.....	2017-current
	47	Michael Sgroi.....	2002-05
7.	44	Rod Garcia.....	1971-73
8.	42	Conrad Ukropina.....	2013-16
9.	41	Ken Naber.....	1977-80
10.	34	Mike Biselli.....	1998-01

Field Goal Attempts

Game			
1.	6	Mark Harmon (4-6).....	vs. Oregon State • 1983
	6	John Hopkins (5-6).....	at California • 1990
3.	5	Rod Garcia (0-5).....	vs. San Jose State • 1971
	5	Nate Whitaker (5-5).....	at Notre Dame • 2010
	5	Jordan Williamson (4-5).....	vs. Oregon • 2013
	5	Conrad Ukropina (4-5).....	vs. Oregon State • 2016
	5	Conrad Ukropina (4-5).....	vs. North Carolina • 2016

Season

1.	31	Rod Garcia (16-31).....	1971
	31	John Hopkins (18-31).....	1989
3.	29	Rod Garcia (18-29).....	1973
4.	27	Mike Michel (12-27).....	1976
	27	Derek Belch (15-27).....	2007
	27	Jordan Williamson (17-27).....	2012
	27	Conrad Ukropina (22-27).....	2016
8.	26	Mike Langford (15-26).....	1974
	26	Jet Toner (21-26).....	2017
10.	24	Rod Garcia (10-24).....	1972
	24	John Hopkins (19-24).....	1988
	24	Michael Sgroi (16-24).....	2004

Career

1.	90	Jordan Williamson (63-90).....	2011-14
2.	88	John Hopkins (59-88).....	1987-90
3.	84	Rod Garcia (44-84).....	1971-73
4.	76	Eric Abrams (53-76).....	1992-95
5.	75	Michael Sgroi (47-75).....	2002-05
6.	71	Ken Naber (41-71).....	1977-80
7.	70	Mark Harmon (50-70).....	1981-84
8.	57	Jet Toner (47-57).....	2017-current
9.	51	Conrad Ukropina (42-51).....	2013-16
10.	50	Steve Horowitz (23-50).....	1968-70

Field Goal Percentage

Season (minimum 10 attempts)			
1.	.933	Jet Toner (14-15).....	2018
2.	.900	Conrad Ukropina (18-20).....	2015
3.	.895	Nate Whitaker (17-19).....	2010
4.	.857	Mark Harmon (12-14).....	1981
5.	.842	Eric Abrams (16-19).....	1995
6.	.824	Aaron Zagory (14-17).....	2008
7.	.818	Jordan Williamson (18-22).....	2013
8.	.815	Conrad Ukropina (22-27).....	2016
9.	.810	Eric Abrams (17-21).....	1992
10.	.808	Jet Toner (21-26).....	2017
11.	.792	John Hopkins (19-24).....	1988

Career (minimum 25 attempts)

1.	.825	Jet Toner (47-57).....	2017-current
2.	.824	Conrad Ukropina (42-51).....	2013-16
3.	.805	Nate Whitaker (33-41).....	2009-10
4.	.733	Aaron Zagory (22-30).....	2005-08
5.	.714	Mark Harmon (50-70).....	1981-84
6.	.700	Jordan Williamson (63-90).....	2011-14
7.	.697	Eric Abrams (53-76).....	1992-95
8.	.694	Mike Biselli (34-49).....	1998-01
9.	.670	John Hopkins (59-88).....	1987-90
10.	.627	Michael Sgroi (47-75).....	2002-05

Longest Field Goal Made

Game			
1.	59	Rod Garcia.....	at USC • 1973
	59	Mark Harmon.....	at Purdue • 1981

Extra Points Made

Game			
1.	9	Gary Kerkorian.....	vs. Idaho • 1949
	9	Mark Harmon.....	at Oregon State • 1981

Season

1.	67	Conrad Ukropina (67-67).....	2015
2.	61	Nate Whitaker (61-66).....	2010
3.	54	Jordan Williamson (54-56).....	2011
	54	Jet Toner (54-54).....	2017
5.	53	Nate Whitaker (53-53).....	2009
6.	49	Mike Biselli (49-52).....	1999
7.	48	Mike Biselli (48-50).....	2001
8.	45	Jordan Williamson (45-46).....	2012
9.	43	Jordan Williamson (43-44).....	2013
	43	Jordan Williamson (43-43).....	2014

Career

1.	185	Jordan Williamson (185-189).....	2011-14
2.	130	Eric Abrams (130-136).....	1992-95
3.	123	Mike Biselli (123-131).....	1998-01
4.	122	Ken Naber (122-134).....	1977-80
5.	114	Nate Whitaker (114-119).....	2009-10
6.	113	Conrad Ukropina (113-114).....	2013-16
7.	102	Mark Harmon (102-106).....	1981-84
8.	101	Jet Toner (94-94).....	2017-current
9.	98	Michael Sgroi (98-101).....	2002-05
10.	89	Steve Horowitz (89-100).....	1968-70

Extra Point Percentage

Season (minimum 15 attempts)			
1.	1.000	Conrad Ukropina (67-67).....	2015
	1.000	Jet Toner (54-54).....	2017
	1.000	Nate Whitaker (53-53).....	2009
	1.000	Jordan Williamson (43-43).....	2014
	1.000	Aaron Mills (42-42).....	1991
	1.000	Jet Toner (34-34).....	2018
	1.000	Conrad Ukropina (34-34).....	2016
	1.000	Michael Sgroi (32-32).....	2005
	1.000	Derek Belch (26-26).....	2007
	1.000	John Hopkins (25-25).....	1988
	1.000	Bill Shoemaker (18-18).....	1968
	1.000	John Hopkins (15-15).....	1989

Career (minimum 25 attempts)

1.	1.000	Jet Toner (101-101).....	2017-current
	1.000	Aaron Mills (50-50).....	1991-94
	1.000	Derek Belch (26-26).....	2004-07
4.	.991	Conrad Ukropina (113-114).....	2013-16
5.	.979	Jordan Williamson (185-189).....	2011-14
6.	.970	Michael Sgroi (98-101).....	2002-05
7.	.964	Braden Beck (27-28).....	1963-64
8.	.963	John Hopkins (77-80).....	1987-90
9.	.962	Mark Harmon (102-106).....	1981-84
10.	.959	David Sweeney (71-74).....	1984-87

Consecutive Extra Points

Career			
1.	108	Conrad Ukropina.....	2013-16 (last six in '13, 1-1 in '14, 67-67 in '15, 34-34 in '16)
2.	101	Jet Toner.....	2017-current (54-54 in '17, 34-34 in '18, 13-13 in '19)
3.	77	Jordan Williamson.....	2013-14 (last 34 in '13, 43-43 in '14)
4.	71	John Hopkins.....	1987-90 (last 14 in '87, 25-25 in '88, 15-15 in '89, first 17 in '90)
5.	66	Nate Whitaker.....	2009-10 (53-53 in '09, first 13 in '10)



STANFORD INDIVIDUAL RECORDS



Punt Returns

Game			
1.	13	Phil Moffatt	vs. Dartmouth • 1930

Season

1.	41	Phil Moffatt	1930
2.	36	Luke Powell	2003
3.	34	Alan Grant	1989
	34	Glyn Milburn	1992
5.	32	Thomas Henley	1986
6.	30	Alan Grant	1988
	30	Troy Walters	1997
8.	29	Eric Cross	1970
	29	Ray Anderson	1974
	29	Troy Walters	1996

Career

1.	93	Alan Grant	1986-89
2.	91	Troy Walters	1996-99
3.	85	Luke Powell	2000-03
4.	81	Glyn Milburn	1990-92
5.	72	Phil Moffatt	1929-31
6.	71	Drew Terrell	2009-12
7.	70	Eric Cross	1970-72
8.	50	Darrin Nelson	1977-78, 80-81

Punt Return Yards

Game			
1.	139	Ozzie Grenardo (4)	vs. Cornell • 1991

Season

1.	589	Glyn Milburn (34)	1992
2.	472	Phil Moffatt (41)	1930
3.	446	Alan Grant (27)	1987
4.	424	Troy Walters (30)	1997
5.	389	Thomas Henley (32)	1986
6.	358	Eric Cross (29)	1970
7.	332	Troy Walters (29)	1996
8.	325	Luke Powell (36)	2003
9.	308	Luke Powell (21)	2001
10.	299	Craig Zaltosky (21)	1973

Career

1.	1,079	Glyn Milburn (81)	1990-92
2.	974	Troy Walters (91)	1996-99
3.	894	Alan Grant (93)	1986-89
4.	882	Luke Powell (85)	2000-03
5.	797	Drew Terrell (71)	2009-12
6.	718	Phil Moffatt (72)	1929-31
7.	663	Eric Cross (70)	1970-72
8.	469	Darrin Nelson (50)	1977-78, 80-81
9.	466	Thomas Henley (38)	1983-86

Punt Return Average

Game			
1.	37.0	Ty Montgomery (12-238)	vs. UC Davis • 2014
2.	34.8	Ozzie Grenardo (4-139)	vs. Cornell • 1991

Season (minimum 10 returns)

1.	19.83	Ty Montgomery (12-238)	2014
2.	17.32	Glyn Milburn (34-589)	1992
3.	16.52	Alan Grant (27-446)	1987
4.	14.67	Luke Powell (21-308)	2001
5.	14.24	Craig Zaltosky (21-299)	1973
6.	14.13	Troy Walters (30-424)	1997
7.	12.70	Darrin Nelson (20-254)	1978
8.	12.172	Eric Cross (29-353)	1970
9.	12.167	Drew Terrell (18-219)	2010
10.	12.156	Thomas Henley (32-389)	1986

Career (minimum 15 returns)

1.	14.67	Randy Vataha (15-220)	1969-70
2.	13.32	Glyn Milburn (81-1,079)	1990-92
3.	12.26	Thomas Henley (38-466)	1983-86
4.	12.22	Craig Zaltosky (32-391)	1972-73
5.	11.23	Drew Terrell (71-797)	2009-12
6.	11.18	Christian McCaffrey (34-380)	2014-16
7.	10.70	Troy Walters (91-974)	1996-99
8.	10.45	Trenton Irwin (22-230)	2015-18
9.	10.38	Luke Powell (85-882)	2000-03
10.	10.21	Craig Ritchey (28-286)	1963-65
11.	10.09	Mark Marquess (22-222)	1966-68

Kickoff Returns

Game			
1.	8	Mike Dotterer	vs. Arizona State • 1981

Season

1.	39	Cameron Scarlett	2017
2.	37	Chris Owusu	2009
	37	Christian McCaffrey	2015
4.	36	Ryan Wells	2002
	36	Ty Montgomery	2013
6.	29	Vincent White	1980
7.	28	Ray Anderson	1974
8.	27	Kevin T. Scott	1988
	27	Ty Montgomery	2011
10.	25	Ray Anderson	1975
	25	Ken Williams	1982
	25	Mike Mitchell	1993

Career

1.	95	Ryan Wells	1999-02
2.	91	Ty Montgomery	2011-14
3.	78	Chris Owusu	2008-11
4.	76	Damon Dunn	1994-97
5.	67	Cameron Scarlett	2016-19
6.	66	Ray Anderson	1973-75
7.	62	Kevin T. Scott	1987-90
8.	56	Christian McCaffrey	2014-16
9.	54	Glyn Milburn	1990-92
10.	53	Vincent White	1979-82

Kickoff Return Yards

Game			
1.	204	Ty Montgomery (4)	vs. Washington • 2013

Season

1.	1,167	Chris Owusu (37)	2009
2.	1,091	Ty Montgomery (36)	2013
3.	1,070	Christian McCaffrey (37)	2015
4.	1,008	Cameron Scarlett (39)	2017
5.	715	Ryan Wells (36)	2002
6.	680	Ty Montgomery (27)	2011
7.	656	Damon Dunn (22)	1995
8.	653	T.J. Rushing (23)	2004
9.	603	Vincent White (29)	1980
10.	596	Kevin T. Scott (27)	1988

Career

1.	2,493	Ty Montgomery (91)	2011-14
2.	2,132	Chris Owusu (78)	2008-11
3.	2,071	Ryan Wells (95)	1999-02
4.	2,067	Damon Dunn (76)	1994-97
5.	1,613	Cameron Scarlett (67)	2016-19
6.	1,479	Christian McCaffrey (56)	2014-16
7.	1,409	T.J. Rushing (52)	2002-05
8.	1,356	Ray Anderson (66)	1973-75
9.	1,256	Glyn Milburn (54)	1990-92
10.	1,238	Kevin T. Scott (62)	1987-90

Kickoff Return Average

Game			
1.	99.00	T.J. Rushing (1-99)	vs. BYU • 2004

Season (minimum 12 returns)

1.	33.92	Ron Inge (12-407)	1973
2.	31.54	Chris Owusu (37-1,167)	2009
3.	30.31	Ty Montgomery (36-1,091)	2013
4.	29.82	Damon Dunn (22-656)	1995
5.	29.08	Reggie Sanderson (13-378)	1972
6.	28.92	Christian McCaffrey (37-1,070)	2015
7.	28.40	T.J. Rushing (23-653)	2004
8.	28.10	Connor Wedington (21-590)	2019
9.	27.38	T.J. Rushing (21-575)	2005
10.	27.25	Kevin B. Scott (12-327)	1986

Career (minimum 20 returns)

1.	28.10	Connor Wedington (21-590)	2017-current
2.	27.82	Ron Inge (28-779)	1973-76
3.	27.40	Ty Montgomery (91-2,493)	2011-14
4.	27.33	Chris Owusu (78-2,132)	2008-11
5.	27.20	Damon Dunn (76-2,067)	1994-97
6.	27.10	T.J. Rushing (52-1,409)	2002-05
7.	26.41	Christian McCaffrey (56-1,479)	2014-16
8.	25.21	Doug Baldwin (28-706)	2007-10
9.	24.07	Cameron Scarlett (67-1,613)	2016-19
10.	24.04	Kevin B. Scott (46-1,106)	1983-86
11.	23.26	Glyn Milburn (54-1,256)	1990-92



STANFORD INDIVIDUAL RECORDS



Kickoff Return for Touchdown

Game
1. 1 multiple.....last by Christian McCaffrey vs. Cal • 2015

Season
1. 3 Chris Owusu.....2009

Career
1. 3 Damon Dunn.....1994-97
3 T.J. Rushing.....2002-05
3 Chris Owusu.....2008-11
3 Ty Montgomery.....2011-14

Opening Kickoff Return for Touchdown

Game
1. 1 Ty Montgomery.....vs. Washington (2013)
1 Chris Owusu.....vs. San Jose State (2009)*
1 Chris Owusu.....vs. Washington (2009)*
*back-to-back games

Longest Kickoff Return for Touchdown

Game
1. 100 Bob Bryan.....vs. San Francisco • 1950
100 Damon Dunn.....at Arizona State • 1994
100 Ty Montgomery.....at Utah • 2013

All-Purpose Yards

Game
1. 461 Christian McCaffrey.....vs. USC • 2015 (207 rushing, 105 receiving, 120 KOR, 29 PR)
2. 389 Christian McCaffrey.....vs. Cal • 2015 (192 rushing, 49 receiving, 148 KOR)
3. 379 Glyn Milburn.....at California • 1990 (196 rushing, 66 receiving, -6 PR, 123 KOR)
4. 369 Christian McCaffrey.....vs. UCLA • 2015 (243 rushing, 4 receiving, 122 KOR)
369 Darrin Nelson.....at Washington State • 1980 (202 rushing, 167 receiving)
6. 368 Christian McCaffrey.....vs. Iowa • 2016 (172 rushing, 105 receiving, 63 PR, 28 KOR)

Season
1. 3,864 Christian McCaffrey.....2015 (2,019 rushing, 645 receiving, 130 PR, 1,070 KOR)
2. 2,327 Christian McCaffrey.....2016 (1,603 rushing, 310 receiving, 96 PR, 318 KOR)
3. 2,234 Glyn Milburn.....1992 (870 rushing, 459 receiving, 589 PR, 316 KOR)
4. 2,222 Glyn Milburn.....1990 (729 rushing, 632 receiving, 267 PR, 594 KOR)
5. 2,208 Ty Montgomery.....2013 (159 rushing, 958 receiving, 1,091 KOR)
6. 2,151 Bryce Love.....2017 (2,118 rushing, 33 receiving)
7. 2,028 Toby Gerhart.....2009 (1,871 rushing, 157 receiving)
8. 1,998 Darrin Nelson.....1981 (1,014 rushing, 846 receiving, 138 PR)
9. 1,929 Troy Walters.....1999 (6 rushing, 1,508 receiving, 131 PR, 284 KOR)
10. 1,915 Chris Owusu.....2009 (66 rushing, 682 receiving, 1,167 KOR)

Career
1. 7,120 Darrin Nelson.....1977-78, 80-81 (4,169 rushing, 2,469 receiving, 469 PR, 13 KOR)
2. 6,987 Christian McCaffrey.....2014-16 (3,922 rushing, 1,206 receiving, 380 PR, 1,479 KOR)
3. 6,146 Glyn Milburn.....1990-92 (2,253 rushing, 1,558 receiving, 1,079 PR, 1256 KOR)
4. 5,515 Troy Walters.....1996-99 (5 rushing, 4,047 receiving, 974 PR, 489 KOR)
5. 5,190 Ty Montgomery.....2011-14 (334 rushing, 2,125 receiving, 238 PR, 2,493 KOR)
6. 5,095 Stepfan Taylor.....2009-12 (4,300 rushing, 778 receiving, 17 KOR)
7. 4,747 Brad Muster.....1984-87 (3,010 rushing, 1,722 receiving, 15 KOR)
8. 4,662 Vincent White.....1979-82 (1,689 rushing, 1,722 receiving, 130 PR, 1,121 KOR)
9. 4,456 Bryce Love.....2015-18 (3,866 rushing, 465 receiving, 125 KOR)
10. 4,072 Anthony Bookman.....1994-97 (2,672 rushing, 561 receiving, 210 PR, 629 KOR)

Punts

Game
1. 16 Ernie Nevers.....vs. USC • 1923

Season
1. 89 Paul Stonehouse.....1992
2. 86 Eric Johnson.....2003
3. 78 Jay Ottovegio.....2007
4. 71 Dave Ottmar.....1972
71 Tom Lynn.....1974
71 Kevin Miller.....1998
7. 68 Kevin Miller.....1996
68 Sean Tolpinrud.....1999
68 Jake Bailey.....2018
10. 67 Jay Ottovegio.....2005

Career
1. 272 Jay Ottovegio.....2004-07
2. 257 Kevin Miller.....1995-98
3. 253 Paul Stonehouse.....1989-92
4. 224 Eric Johnson.....2000-03
5. 197 Doug Robison.....1984-87
6. 185 Jake Bailey.....2015-18
7. 142 Ken Naber.....1977-80
8. 128 David Green.....2008-11
9. 124 Dave Ottmar.....1972-73
10. 117 Ben Rhyne.....2011-14

Punting Yardage

Game
1. 565 Ernie Nevers (12).....at USC • 1925

Season
1. 3,724 Paul Stonehouse (89).....1992
2. 3,687 Eric Johnson (86).....2003
3. 3,215 Jay Ottovegio (78).....2007
4. 2,996 Jake Bailey (68).....2018
5. 2,846 Daniel Zychlinski (66).....2012
6. 2,826 Kevin Miller (71).....1998
7. 2,765 Tripp Hardin (66).....1983
8. 2,750 Kevin Miller (68).....1996
9. 2,744 Dave Ottmar (71).....1972
10. 2,728 Jay Ottovegio (66).....2004

Career
1. 11,083 Jay Ottovegio (272).....2004-07
2. 10,336 Kevin Miller (257).....1995-98
3. 9,933 Paul Stonehouse (253).....1989-92
4. 8,926 Eric Johnson (224).....2000-03
5. 8,210 Doug Robison (197).....1984-87
6. 8,105 Jake Bailey (185).....2015-18
7. 5,851 Ken Naber (142).....1977-80
8. 5,237 David Green (128).....2008-11
9. 4,943 Dave Ottmar (124).....1972-73
10. 4,879 Dave Lewis (115).....1964-66



STANFORD INDIVIDUAL RECORDS



Punting Average

Season		
1.	45.70	Doug Robison (44-2,011) 1987
2.	45.37	Jake Bailey (57-2,586) 2017
3.	44.90	Dave Lewis (29-1,302) 1965
4.	44.06	Jake Bailey (68-2,996) 2018
5.	43.74	Dave Lewis (34-1,487) 1964
6.	43.52	Jake Bailey (50-2,176) 2016
7.	43.32	Kevin Miller (59-2,556) 1997
8.	43.12	Daniel Zychlinski (66-2,846) 2012
9.	42.88	Ben Rhyne (52-2,230) 2013
10.	42.87	Eric Johnson (86-3,687) 2003

Career

1.	43.81	Jake Bailey (185-8,105) 2015-18
2.	42.43	Dave Lewis (115-4,879) 1964-66
3.	42.23	Daniel Zychlinski (97-4,096) 2009-12
4.	41.68	Doug Robison (197-8,210) 1984-87
5.	41.55	Aaron Mills (110-4,570) 1993-94
6.	41.26	Ben Rhyne (117-4,827) 2011-14
7.	41.20	Ken Naber (142-5,851) 1977-80
8.	40.96	Tripp Hardin (114-4,670) 1982-83
9.	40.91	David Green (128-5,237) 2008-11
10.	40.75	Jay Ottovogio (272-11,083) 2004-07

Interceptions

Game		
1.	4	Bobby Grayson vs. Washington • 1934
2.	3	Tim Smith at Arizona • 1999
3	3	Tim Smith vs. Washington State • 1998
3	3	Leroy Pruitt at Northwestern • 1994
3	3	Toi Cook vs. San Jose State • 1986
3	3	Benny Barnes at Washington • 1971

Season

1.	9	Phil Moffatt 1930
	9	Bobby Garrett 1953
3.	8	Phil Moffatt 1929
	8	Benny Barnes 1971
	8	Toi Cook 1986
6.	7	Jim Kaffen 1972
7.	6	Steve Murray 1972
	6	Brad Humphreys 1987
	6	Vaughn Bryant 1992
	6	Tim Smith 1998
	6	Tim Smith 1999
	6	Ed Reynolds 2012

Career

1.	20	Phil Moffatt 1929-31
2.	17	Toi Cook 1983-86
3.	16	Tim Smith 1996-99
4.	14	Brad Humphreys 1985-87
5.	11	Dick Ragsdale 1962-64
	11	Leroy Pruitt 1993-96
7.	10	John Guillory 1964-66
	10	Vaughn Bryant 1990-93
	10	Bo McNally 2006-09
10.	9	Bobby Garrett 1951-53
	9	Benny Barnes 1970-71
	9	Steve Murray 1970-72
	9	Randy Pottl 1971-73
	9	Rich Walters 1974-76
	9	Charles Hutchings 1980-83
	9	Tank Williams 1998-01
	9	Oshiomogho Atogwe 2001-04

Longest Interception Return

Game		
1.	95	Tom Work vs. Occidental • 1966

Tackles

Game		
1.	27	Dave Wyman at California • 1986
2.	23	Don Parish vs. Oregon State • 1968
	23	Don Parish at USC • 1969
4.	22	Pat Preston at Washington State • 1968
	22	Gordy Ceresino vs. LSU • 1977
6.	21	Gordon Riegel at Washington State • 1972
7.	20	Dave Wyman vs. Washington • 1986
	20	Pat Moore at Washington State • 1972
	20	Jim Merlo vs. Oregon State • 1972
	20	Jim Merlo at Washington State • 1972
	20	Gordy Ceresino vs. Georgia • 1978

Season

1.	196	Gordy Ceresino 1977
2.	173	Dave Wyman 1986
3.	167	Gordy Ceresino 1978
4.	164	Jim Merlo 1972
5.	159	Gordy Ceresino 1976
6.	155	Jono Tunney 1988
7.	154	Drew Palin 1974
8.	150	Gordon Riegel 1974
9.	144	Dave Wyman 1983
10.	143	Don Parish 1968

Career

1.	571	Gordy Ceresino 1975-78
2.	462	Dave Wyman 1982-84, 86
3.	430	Jono Tunney 1987-90
4.	394	Matt Soderlund 1982-85
5.	355	Don Parish 1967-69
6.	353	Shayne Skov 2009-13
7.	348	Chuck Evans 1976-79
8.	347	Duncan McColl 1974-76
9.	332	Chris Draft 1994-97
10.	309	Pat Preston 1967-69

Tackles for Loss

Season		
1.	28	Ron George 1990
2.	26	Duncan McColl 1975
	26	Ron George 1992
4.	24	Kailee Wong 1996
5.	23.5	Trent Murphy 2013
6.	23	Duncan McColl 1976
7.	22	Kailee Wong 1997
	22	Rob Hinckley 1988
9.	20	Willie Howard 1999
	20	Riall Johnson 2000

Career

1.	72	Ron George 1990-92
2.	57	Duncan McColl 1974-76
3.	54	Kailee Wong 1994-97
4.	53	Riall Johnson 1997-00
5.	52.5	Trent Murphy 2010-13
6.	50.5	Chase Thomas 2009-12
7.	50	Garin Veris 1981-84
8.	49	David Garnett 1989-92
9.	44	Chuck Evans 1976-79
10.	41	Willie Howard 1997-00

Sacks

Game		
1.	5	Riall Johnson vs. Washington State • 1999

Season

1.	17	Duncan McColl 1976
2.	15	Ron George 1992
	15	Riall Johnson 2000
	15	Trent Murphy 2013
5.	14	Kailee Wong 1996
	14	Riall Johnson 1999
7.	13	Rob Hinckley 1988
8.	12	Kailee Wong 1997
9.	10	Ron George 1990
	10	Willie Howard 1999
	10	Jon Alston 2004
	10	Trent Murphy 2012

Career

1.	36	Riall Johnson 1997-00
2.	33	Ron George 1990-92
3.	32.5	Trent Murphy 2010-13
4.	28	Kailee Wong 1994-97
5.	27.5	Chase Thomas 2009-12
6.	25	Duncan McColl 1974-76
	25	Garin Veris 1981-84
8.	22.5	Willie Howard 1997-00
9.	21.5	Carl Hansen 1994-97
	21.5	Jon Alston 2002-05

[Career records include all-time bowl games]



STANFORD GAME & SEASON RECORDS



Single Game (Offense)

Points.....	82
vs. Mare Island • 1923	
vs. UCLA • 1925	
Points in a Half [since 1958].....	42
vs. California • 2013	
Points in a Quarter [since 1958].....	35
at Washington State • 1991	
Touchdowns.....	12
vs. UCLA • 1925	
Field Goals Made.....	5
at California • 1990	
at Notre Dame • 2010	
Field Goal Attempts.....	6
at California • 1990	
vs. Oregon State • 1983	
Extra Points Made.....	9
vs. Idaho • 1949	
at Oregon State • 1981	
vs. California • 2013	
Extra Point Attempts.....	10
vs. Wake Forest • 2010	
Rushing Yards.....	446
vs. Washington • 2011	
Fewest Rushing Yards.....	-34
vs. UCLA • 1997	
Rushing Touchdowns.....	7
vs. Washington State • 2008	
Pass Attempts.....	68
vs. Notre Dame • 1989	
Fewest Pass Attempts.....	0 • multiple
Completions.....	40
at San Diego State • 1985	
Fewest Completions.....	0 • multiple
Passing Yards.....	581
vs. Arizona State • 1981	
Fewest Passing Yards [since 1958].....	51
at UCLA • 2008	
Interceptions.....	5
at Purdue • 1970	
vs. San Jose State • 1981	
Passing Touchdowns.....	6
vs. Oregon State • 1980	
vs. Cal • 2013	
Most Total Yards.....	693
vs. Arizona State • 1981	
Fewest Total Yards.....	52
vs. Arizona • 2006	

Single Game (Defense)

Points Allowed.....	72
at UCLA • 1954	
Points Allowed in a Half [since 1958].....	48
at Texas • 1999	
Points Allowed in a Quarter [since 1958].....	30
vs. San Jose State • 1975	
Fewest Rushing Yards Allowed.....	-36
at California • 1998	
Fewest Passing Yards Allowed [modern record].....	9
vs. Army • 2014	
Most Quarterback Sacks.....	10
vs. Washington State • 2012	
Fewest Total Yards Allowed.....	76
at Colorado • 2012	
Interceptions.....	7
vs. Washington • 1934	
at Oregon State • 1987	

Single Game (Special Teams)

Punt Returns.....	13
vs. Dartmouth • 1930	
Punt Return Yards.....	158
vs. Washington • 1990	
Kickoff Returns.....	10
vs. Oregon • 2007	
Kickoff Return Yards.....	296
vs. Oregon • 2007	
Kickoff Return for Touchdown.....	1 • multiple
last vs. Cal • 2015	
Punts.....	16
vs. USC • 1923	
Fewest Punts.....	0 • multiple
last vs. San Jose State • 2013	
First Downs.....	43
vs. Idaho • 1928	
34 [modern record]	
at Washington State • 1980	
Fewest Penalties.....	0 (multiple)
last vs. UC Davis • 2005	

Season (Offense)

Rushing Attempts.....	610 (3,132 yards) • 2015
Yards.....	3,132 (610 attempts) • 2015
Yards Per Attempt.....	5.9 (480-2,833) • 2017
Yards Per Game.....	248.1 (2,481-10) • 1949
Touchdowns.....	39 • 2009
Passing Attempts.....	513 • 1998
Completions.....	308 • 1993
Completion Percentage.....	.712 (297-417) • 2011
Intercepted.....	26 • 1954
Yards.....	3,712 (237-420) • 1999
Yards Per Game.....	337.2 (3709-11) • 1993
Touchdowns.....	38 • 2011
Total Yards.....	6,361 • 2011
(2,738 rushing, 3,623 passing)	
Fewest Yards.....	2,377 • 1961
(1,476 rushing, 901 passing)	
Most Yards Per Game.....	491.9 • 1969
Fewest Yards Per Game.....	231.9 • 2006
Points.....	561 • 2011
Points Per Game.....	43.2 • 2011
(561 in 13 games)	
Touchdowns.....	73 • 2011
Field Goals.....	22 • 2016
Extra Points.....	68 • 2011
Extra Point Percentage.....	1.000 • multiple
(last in 2017)	
Punt Returns.....	46 • 1967
Return Yards.....	613 • 1992
Return Average.....	18.3 (22-403) • 2014
Returns for Touchdowns.....	3 • 1992, 2000

Kickoff Returns.....	64 • 2007
Return Yards.....	1,597 (58) • 2009
Return Average.....	27.5 (58-1,597) • 2009
Returns for Touchdowns.....	3 • 2009

Most Punts.....	89 • 1992
Fewest Punts.....	32 • 1957, 2010
Punting Average.....	45.4 (57-2,586) • 2017

First Downs.....	325 • 2011
By Passing.....	172 • 2011
By Rushing.....	155 • 2015

Fewest Penalties Per Game.....	4.4 • 1967
Fewest Penalty Yards Per Game.....	35.7 • 2006

Season (Defense)

Fewest Rushing Yards Allowed.....	1,097 • 2011
Fewest Yards Allowed Per Game.....	84.4 • 2011
Fewest Yards Allowed Per Attempt.....	2.61 • 1971
Fewest Passing Yards Allowed.....	770 • 1961
Fewest Yards Allowed Per Game.....	77.0 • 1961
Most Quarterback Sacks.....	57 • 2012
Fewest Total Yards Allowed.....	2,361 • 1965
Fewest Yards Allowed Per Game.....	226.2 • 1971

Interceptions.....	26 • 1972
Returns for Touchdowns.....	4 • 2012

Fewest Points Allowed.....	4 (4 games) • 1896
13 (9 games) • 1935	

Streaks

Consecutive Wins.....	17 • 2010-11
(last 8 of 2010, first 9 of 2011)	
Consecutive Losses.....	11 • 1959-60, 2005-06
(last 1 of 1959, 10 in 1960)	
(last 2 of 2005, first 9 of 2006)	
Unbeaten Streak.....	17 • 2010-11
(last 8 of 2010, first 9 of 2011)	
Consecutive Wins in Conference Games.....	14
(last 7 of 2010, first 7 of 2011)	
Consecutive Wins at Home.....	17
(last 2 of 2011, 7 in 2012, 7 in 2013, first 1 in 2014)	
Consecutive Shutouts.....	9 • 1903, 1904-05
(last 6 of 1904, first 3 of 1905)	
4 [modern record] • 1930, 1931	
Consecutive Games Shut Out.....	2 • multiple
last in 1961 at Washington (0-13) and vs. UCLA (0-20)	
Consecutive Games Scored In.....	161 • 2006-current



STANFORD TEAM RECORDS



Most Points Scored

82	UCLA (0)	1925
82	Mare Island (0)	1923
74	Hawaii (20)	1949
68	San Jose State (20)	1968
68	Wake Forest (24)	2010
67	Army (14)	1975
65	Washington (21)	2011
63	California (13)	2013
63	San Jose State (26)	2002
63	at Oregon State (9)	1981
63	at Washington State (16)	1970
63	Idaho (0)	1949
63	San Jose State (21)	1969
62	Rice (7)	2017
59	U.S.S. Boston (0)	1919
59	UC Davis (0)	1932
58	Oregon (49)	1997
58	Washington State (0)	2008
58	UCLA (34)	2017
57	Fort Baker (0)	1903
57	at UCLA (0)	1929
57	Cal Tech (7)	1930
57	Utah Agriculture (0)	1904
57	San Jose State (3)	2011
56	Cornell (6)	1991
56	at USC (48) [3OT]	2011
56	UCLA (35)	2015
55	Arizona (17)	2015
55	at Washington State (17)	2013
55	San Francisco (7)	1950
55	Santa Clara (6)	1923
55	at USC (21)	2009
54	Idaho (7)	1942
54	Washington State (17)	1999
54	Oregon State (13)	1980
54	Washington State (14)	1975
54	San Jose State (0)	1953
54	San Jose State (38)	1959
54	Arizona (48) [OT]	2012
52	Sacramento State (17)	2010
52	at Oregon (27)	2016
51	15th Infantry (0)	1905
51	Arizona State (28)	2001
51	Arizona (37)	2001
51	San Jose State (20)	1994
51	Oregon (42)	2009
50	at Port Townsend (0)	1893
50	at Arizona (22)	1999
50	at Arizona State (30)	1999
50	Duke (13)	2012

Combined Score

107	Oregon (W, 58-49)	1997
104	at USC (W, 56-48) [3OT]	2011
102	Arizona (W, 54-48) [OT]	2012
98	Arizona State (L, 36-62)	1981
94	Hawaii (W, 74-20)	1949
93	Oregon (W, 51-42)	2009
92	San Jose State (W, 54-38)	1959
92	Wake Forest (W, 68-24)	2010
92	UCLA (W, 58-34)	2017
91	Washington State (L, 42-49)	1984
91	at Oregon (L, 28-63)	1998
91	at Oregon (W, 49-42)	2001
91	UCLA (W, 56-35)	2015
91	at UCLA (W, 49-42)	2018
89	San Jose State (W, 63-26)	2002
89	Arizona State (L, 24-65)	2002
88	San Jose State (W, 68-20)	1968
88	at Arizona (W, 51-37)	2001
86	at Texas (L, 17-69)	1999
86	Oregon (L, 31-55)	2007
86	Washington (W, 65-21)	2011

Largest Margin of Victory

82	UCLA (82-0)	1925
82	Mare Island (82-0)	1923
63	Idaho (63-0)	1949
59	U.S.S. Boston (59-0)	1919
59	UC Davis (59-0)	1932
58	Washington State (58-0)	2008
57	Fort Baker (57-0)	1903
57	Utah Aggies (57-0)	1904
57	at UCLA (57-0)	1929
55	vs. Rice (62-7)	2017
54	Hawaii (74-20)	1949
54	San Jose State (54-0)	1953
54	at Oregon State (63-9)	1981
54	San Jose State (57-3)	2011
53	Army (67-14)	1975
51	15th Infantry (51-0)	1905
50	at Port Townsend (50-0)	1893
50	Cal Tech (57-7)	1930
50	Cornell (56-6)	1991
50	California (63-13)	2013

Largest Margin of Defeat

72	at UCLA (0-72)	1954
52	at Texas (17-69)	1999
51	at Michigan (0-51)	1976
50	Notre Dame (7-57)	2003
49	Michigan (0-49)	1902
49	at USC (0-49)	1977
49	UCLA (0-49)	1987
47	USC (7-54)	1952
46	UCLA (13-59)	1973
43	vs. Army (0-43)	1948
42	UCLA (13-55)	1959
42	USC (0-42)	2006
41	at Arizona State (24-65)	2002
40	at Oregon State (3-43)	2003

Most Points Allowed

72	at UCLA (0)	1954
69	at Texas (17)	1999
65	at Arizona State (24)	2002
63	at Oregon (28)	1998
62	Arizona State (36)	1981
59	UCLA (13)	1973
57	Notre Dame (7)	2003
55	Oregon (31)	2007
55	Oregon (21)	1994
55	UCLA (13)	1959
54	USC (7)	1952
53	Oregon (30)	2011
52	Washington (16)	1990
52	Oregon (31)	2010
51	at Michigan (0)	1976
51	at USC (21)	2005

Overtime Games (6-5)

1996	W, 27-24	vs. Oregon
1998	L, 38-44	at Arizona State
2000	W, 36-30	at California
2005	L, 27-30	vs. UCLA
2011	W, 56-48	at USC [3OT]
2012	L, 38-41	vs. Oklahoma State (Fiesta Bowl)
2012	W, 54-48	vs. Arizona
2012	L, 13-20	at Notre Dame
2012	W, 17-14	at Oregon
2014	L, 17-20	vs. Utah [2OT]
2018	W, 38-31	at Oregon



STANFORD TOP PERFORMANCES



Total Offense

Rank	Player	Opponent • Season	Plays	Rush	Pass	Total
1.	Davis Mills	at Washington State • 2019	52	-13	504	491
2.	Todd Husak	Oregon State • 1998	50	-3	450	447
3.	Andrew Luck	at Arizona • 2009	41	20	423	443
4.	Steve Dils	at Washington State • 1978	63	8	430	438
5.	Todd Husak	at UCLA • 1998	52	9	419	428
6.	John Paye	at San Diego State • 1985	67	33	385	418
	John Elway	at Ohio State • 1982	66	11	407	418
8.	Jim Plunkett	at Purdue • 1969	55	61	355	416
9.	Steve Stenstrom	Oregon State • 1993	44	6	407	413
	John Paye	at Oregon • 1985	48	5	408	413
11.	John Elway	at Purdue • 1981	52	-8	418	410
12.	Jim Plunkett	California • 1969	45	28	381	409
13.	Josh Nunes	Arizona • 2012	41	33	360	393
14.	Joe Borchard	UCLA • 1999	27	74	324	398
15.	K.J. Costello	Oregon State • 2018	34	45	342	387
16.	Chris Lewis	California • 2001	43	-6	390	384
17.	John Elway	at Washington State • 1980	42	4	379	383
18.	Steve Stenstrom	at UCLA • 1994	51	-26	408	382
	Randy Fasani	San Jose State • 2000	51	9	373	382
20.	Jason Palumbis	San Jose State • 1990	43	-6	387	381
21.	Andrew Luck	at Oregon • 2010	54	39	341	380
22.	Steve Stenstrom	Colorado • 1993	45	-8	382	374
23.	Guy Benjamin	at UCLA • 1976	56	-6	378	372
	Andrew Luck	Colorado • 2011	34	2	370	372
25.	John Paye	Texas • 1985	51	5	365	370
26.	Dick Norman	California • 1959	46	-35	401	366
	Andrew Luck	at USC • 2011	49	36	330	366
28.	Chad Hutchinson	Oregon • 1996	41	0	365	365
	Todd Husak	at Arizona • 1999	37	1	364	365
30.	Steve Stenstrom	at Oregon • 1993	44	-44	407	363

Rushing

Rank	Player	Opponent • Season	Att.	Yds.	Avg.	TD
1.	Bryce Love	Arizona State • 2017	25	301	12.0	3
2.	Christian McCaffrey	at Cal • 2016	31	284	9.2	3
3.	Bryce Love	UCLA • 2017	30	263	8.8	1
4.	Christian McCaffrey	UCLA • 2015	25	243	9.7	4
5.	Toby Gerhart	Oregon • 2009	38	223	5.9	3
6.	Jon Volpe	at Washington • 1988	29	220	7.6	0
7.	Darrin Nelson	San Jose State • 1977	20	211	10.6	0
8.	Lou Valli	at California • 1956	23	209	9.9	0
9.	Christian McCaffrey	vs. USC • 2015	32	207	6.5	1
10.	Christian McCaffrey	at Oregon State • 2015	30	206	6.9	0
11.	Toby Gerhart	Notre Dame • 2009	29	205	7.1	3
12.	Brad Muster	at California • 1984	34	204	6.0	0
	Christian McCaffrey	Rice • 2016	30	204	6.8	1
14.	Darrin Nelson	at Washington State • 1980	21	202	9.6	2
15.	Ernie Caddell	Dartmouth • 1930	13	201	15.5	0
16.	Darrin Nelson	Tulane • 1978	17	200	11.8	1
	Toby Gerhart	Washington • 2009	27	200	7.4	1
18.	Christian McCaffrey	Oregon State • 2016	32	199	6.2	1
19.	Glyn Milburn	at California • 1990	24	196	8.2	1
20.	Christian McCaffrey	Cal • 2015	29	192	6.6	0
21.	Darrin Nelson	at Oregon State • 1981	19	190	10.0	4
	Brad Muster	Washington State • 1986	37	190	5.1	0
23.	Darrin Nelson	UCLA • 1977	23	189	8.2	2
	Stepfan Taylor	at California • 2012	28	189	6.8	1
	Tyler Gaffney	Notre Dame • 2013	33	189	5.7	1
26.	Rick McMillen	Washington • 1958	26	185	7.1	0
27.	Bryce Love	at San Diego State • 2017	13	184	14.2	2
28.	Brad Muster	at UCLA • 1986	38	183	4.8	2
29.	Tommy Vardell	California • 1991	39	182	4.7	0
30.	Bryce Love	vs. Rice • 2017	13	180	13.8	1
31.	Mike Mitchell	San Jose State • 1994	21	179	8.5	3
32.	Toby Gerhart	at USC • 2009	29	178	6.1	3
33.	Darrin Nelson	at California • 1978	17	177	10.4	2
	Stepfan Taylor	vs. Oklahoma State • 2012	35	177	5.1	2
35.	Kevin B. Scott	Washington State • 1984	15	174	11.6	3
36.	Christian McCaffrey	vs. Iowa • 2015	18	172	9.6	0
	Christian McCaffrey	USC • 2016	31	172	5.5	1
38.	Tyler Gaffney	UCLA • 2013	36	171	4.8	2
39.	Christian McCaffrey	at Arizona • 2016	23	169	7.3	2
40.	Bryce Love	Washington • 2017	30	166	5.5	3
41.	Jon Volpe	San Diego State • 1988	31	165	5.3	3
42.	Chuck Smalling	Army • 1929	27	162	6.0	--
	J.R. Lemon	Washington • 2004	19	162	8.5	3
44.	Bobby Grayson	San Jose State • 1934	28	161	5.8	--
	Dave Lewis	Tulane • 1966	14	161	11.5	--
	Stepfan Taylor	at Oregon • 2012	33	161	4.9	0
47.	Bryce Love	at USC • 2017	17	160	9.4	1
48.	Brad Muster	at Oregon State • 1987	20	159	8.0	2
49.	Tyler Gaffney	at USC • 2013	24	158	6.6	2
50.	Anthony Kimble	at Washington • 2008	15	157	10.5	2
	Tyler Gaffney	Oregon • 2013	45	157	3.5	1
52.	George Bogue	Unknown opponent • 1926	27	156	5.8	--
	Christian McCaffrey	Arizona • 2015	17	156	9.2	1
54.	Lloyd Merriman	San Francisco • 1946	23	155	6.7	--
	Mike Dotterer	at Washington State • 1982	24	155	6.5	2
56.	Darrin Nelson	at Washington • 1981	24	154	6.4	3
57.	Ron Inge	Washington State • 1975	9	153	17.0	3
	Stepfan Taylor	at Arizona • 2011	22	153	7.0	0
	Stepfan Taylor	USC • 2012	27	153	5.7	1
60.	Biff Hoffman	California • 1927	31	152	4.9	--
	Bobby Grayson	vs. Columbia • 1934	28	152	5.4	0
	Chuck Shea	California • 1957	27	152	5.6	--
	Bryce Love	at Utah • 2017	20	152	7.6	1



STANFORD TOP PERFORMANCES



Passing							Receiving							
Rank	Player	Opponent • Season	Att	Comp	Yds	Int.	TD	Rank	Player	Opponent • Season	Rec.	Yds.	Avg.	TD
1.	Davis Mills	at Washington State • 2019	50	33	504	3	2	1.	Troy Walters	UCLA • 1999	9	278	30.9	3
2.	Todd Husak	Oregon State • 1998	48	26	450	2	2	2.	Darrin Nelson	Arizona State • 1981	9	237	26.3	2
3.	Steve Dils	at Washington State • 1978	51	32	430	0	5	3.	JJ Arcega-Whiteside	San Diego State • 2018	6	226	37.7	3
4.	Andrew Luck	at Arizona • 2009	35	21	423	1	3	4.	Justin Armour	at UCLA • 1994	11	220	20.0	1
5.	Todd Husak	at UCLA • 1998	45	25	419	0	1	5.	Troy Walters	at USC • 1997	11	209	19.0	2
6.	John Elway	at Purdue • 1981	44	33	418	1	1	6.	Troy Walters	at UCLA • 1998	10	192	19.2	0
7.	Steve Stenstrom	at UCLA • 1994	45	28	408	1	2		James Lofton	at Washington • 1977	12	192	16.0	3
	John Paye	at Oregon • 1985	47	31	408	3	3	8.	Mark Harris	at Oregon • 1993	12	189	15.8	1
9.	Steve Stenstrom	Oregon State • 1993	37	28	407	0	3	9.	Mark Harris	at USC • 1995	10	187	18.7	2
	Steve Stenstrom	at Oregon • 1993	41	29	407	0	3	10.	Troy Walters	San Jose State • 1999	10	186	18.6	2
	John Elway	at Ohio State • 1982	63	35	407	3	2	11.	Mark Bradford	Arizona State • 2005	9	185	20.6	2
12.	Dick Norman	California • 1959	39	34	401	0	1	12.	Troy Walters	Notre Dame • 1999	8	183	22.9	2
13.	Chris Lewis	California • 2001	38	20	390	3	4	13.	Emile Harry	Arizona • 1983	10	179	17.9	2
14.	Jason Palumbis	San Jose State • 1990	39	27	387	1	1	14.	Richard Sherman	at Washington • 2006	6	177	29.5	1
15.	John Paye	at San Diego State • 1985	56	40	385	0	0	15.	DeRonnie Pitts	USC • 2000	13	176	13.5	0
16.	Steve Smith	San Jose State • 1989	52	28	384	2	3		Ed McCaffrey	Washington State • 1990	7	176	25.1	3
17.	Steve Stenstrom	Colorado • 1993	42	30	382	2	5	17.	Chris Walsh	at USC • 1991	9	174	19.3	2
18.	K.J. Costello	Utah • 2018	41	26	381	2	1	18.	Coby Fleener	vs. Virginia Tech • 2011	6	173	28.8	3
	John Elway	Oregon State • 1982	29	23	381	0	5	19.	Luke Powell	San Jose State • 2003	12	172	14.3	2
	Jim Plunkett	California • 1969	41	22	381	3	2		Tony Hill	at UCLA • 1976	10	172	17.2	2
21.	John Elway	at Washington State • 1980	36	29	379	1	5		Eric Cross	at Hawaii • 1972	14	172	12.3	1
22.	Guy Benjamin	at UCLA • 1976	53	35	378	1	2	22.	Gene Washington	Washington • 1968	6	170	28.3	2
23.	Guy Benjamin	at Washington • 1977	47	28	376	1	3		Gene Washington	San Jose State • 1968	5	170	34.0	3
24.	Steve Stenstrom	at Northwestern • 1994	38	25	374	0	1	24.	DeRonnie Pitts	at Arizona State • 1998	7	169	24.1	2
25.	Randy Fasani	San Jose State • 2000	42	18	373	1	4		Troy Walters	Oregon • 1997	13	169	13.0	2
26.	Andrew Luck	Colorado • 2011	33	26	370	1	3		Brad Muster	at Oregon • 1985	14	169	12.1	2
27.	Chad Hutchinson	Oregon • 1996	41	27	365	0	3	27.	Troy Walters	at Arizona • 1999	8	168	21.0	0
	John Paye	Texas • 1985	40	27	365	0	3		Mike Tolliver	at Purdue • 1981	8	168	21.0	0
29.	Todd Husak	at Arizona • 1999	35	21	364	0	1		Miles Moore	at Army • 1971	5	168	33.6	2
	John Paye	Washington • 1986	47	28	364	1	2	30.	Jeff James	Texas • 1985	10	167	16.7	2
31.	John Elway	at Washington • 1981	51	27	361	1	2		Darrin Nelson	at Washington State • 1980	11	167	15.2	2
32.	Josh Nunes	Arizona • 2012	34	21	360	0	2	32.	Troy Walters	San Jose State • 1997	8	166	20.8	0
	Steve Stenstrom	at Notre Dame • 1994	59	37	360	0	2		Colby Parkinson	Oregon State • 2018	6	166	27.7	4
	Jason Palumbis	USC • 1990	45	30	360	1	3	34.	Ed McCaffrey	San Jose State • 1989	10	165	16.5	2
	Steve Dils	Washington • 1978	39	27	360	3	2		Chris Owusu	Arizona • 2010	9	165	18.3	1
36.	John Elway	Arizona • 1982	33	22	359	1	1	36.	Mark Harris	Washington • 1995	9	163	18.1	0
37.	Jim Plunkett	at Purdue • 1969	46	23	355	0	4		Glyn Milburn	San Jose State • 1990	8	163	20.4	1
38.	Jason Palumbis	Washington State • 1990	30	23	353	0	3	38.	Jeff James	at Texas • 1986	9	162	18.0	3
	John Paye	San Jose State • 1983	42	21	353	1	1	39.	Emile Harry	Washington • 1984	5	161	32.2	1
40.	John Elway	at UCLA • 1982	39	29	352	1	2	40.	Mark Harris	Arizona State • 1993	7	160	22.9	1
41.	Mark Butterfield	Washington • 1995	35	22	348	2	3		Ty Montgomery	California • 2013	5	160	32.0	4
42.	K.J. Costello	at Washington • 2018	43	29	347	3	2	42.	Troy Walters	Oregon State • 1998	6	159	26.5	0
	Andrew Luck	vs. Oklahoma State • 2012	31	27	347	1	2		Jon Pinckney	UCLA • 1991	5	159	31.8	1
44.	T.C. Ostrander	UCLA • 2007	59	27	346	0	2	44.	Luke Powell	at San Jose State • 2001	6	158	26.3	1
	Steve Stenstrom	California • 1993	51	27	346	2	1		DeRonnie Pitts	at Oregon • 1998	10	158	15.8	1
46.	Mark Butterfield	at USC • 1995	47	29	345	0	1	46.	Justin Armour	Colorado • 1993	10	155	15.5	3
47.	K.J. Costello	at UCLA • 2018	37	23	344	1	5	47.	Jeff James	at San Diego State • 1987	6	154	25.7	0
48.	K.J. Costello	Oregon State • 2018	33	23	342	1	4	48.	Mark Bradford	at Oregon • 2003	7	153	21.9	0
49.	Kevin Hogan	UCF • 2015	29	17	341	0	3		Justin Armour	USC • 1994	8	153	19.1	0
	Andrew Luck	at Oregon • 2010	46	29	341	2	2		Andre Kirwan	Oregon State • 1993	9	153	17.0	1



STANFORD SEASON HIGHS AND LOWS



Rushing

Yards			
1.	446	Washington	2011
2.	439	at Oregon State	1981
3.	416	Tulane	1966
4.	405	UCLA	2017
5.	395	Washington State	1975
6.	394	Harvard	1949
7.	373	Rice	2016
8.	372	at UCLA	1940
9.	365	Oregon State	2016
10.	357	at California	2016

Fewest Yards

1.	-34	UCLA	1997
2.	-33	Arizona	1992
3.	-16	USC	1972
4.	-13	USC	1980
5.	-12	at Oregon State	2003
6.	-11	Notre Dame	2005
7.	-8	Penn State	1973
	-8	Oregon	2004
	-8	at Oregon State	2007
10.	-6	at USC	1989
	-6	Arizona	2006

Yards Allowed

1.	621	UCLA	1973
2.	531	at Michigan	1976
3.	453	at USC	1977
4.	413	at Colorado	1987
5.	395	Oklahoma	1983
6.	388	Washington	2007
	388	at Oregon	2010
8.	380	Texas	1985
9.	375	Oklahoma	1978
10.	373	Oregon	1979

Fewest Yards Allowed

1.	-36	at California	1998
2.	-31	San Jose State	1985
3.	-26	Washington State	2014
4.	-21	at Colorado	2012
5.	-18	Washington State	2012
6.	-13	at Washington	1971
7.	-5	at Brigham Young	2003
8.	-4	at UCLA	1992
9.	2	at Oregon State	1987
10.	3	at Oregon	1970
	3	at California	2012

Passing

Yards			
1.	581	Arizona State	1981
2.	504	at Washington State	2019
3.	465	UCLA	1999
4.	450	Oregon State	1998
5.	434	at Arizona	2009
6.	430	at Washington State	1978
7.	422	at UCLA	1998
8.	418	at Purdue	1981
9.	417	San Jose State	1982
	417	vs. California	2013

Fewest Yards

1.	51	at UCLA	2008
2.	56	at Brigham Young	2003
3.	58	Arizona	2006
4.	60	Oregon State	2016
5.	62	at California	1984
6.	66	at Arizona State	2006
7.	75	at UCLA	2002
8.	80	at San Diego State	2017
9.	83	at UCLA	1984
10.	85	at Washington State	1982

Most Yards Allowed

1.	536	at San Diego State	1987
2.	520	at Washington State	2019
3.	511	Arizona State	1981
4.	491	Arizona	2012
5.	480	UCLA	2017
6.	466	at UCLA	2018
7.	463	Oregon	2005
8.	449	at Washington State	2007
9.	441	at Oregon State	2003
10.	438	Washington State	2018

Fewest Yards Allowed

1.	9	Army	2014
2.	12	at Oregon State	1971
3.	14	at Oregon State	1992
4.	15	at Michigan	1976
5.	18	at Duke	1972
	18	Washington State	1969
7.	21	Illinois	1974
8.	25	at Illinois	1978
9.	26	Michigan (Rose Bowl)	1972
10.	29	UCLA	1973
	29	Oregon State	1972

Total Offense

Yards			
1.	693	Arizona State	1981
2.	684	at Oregon State	1981
3.	681	San Jose State	1968
4.	672	UCLA	1999
5.	664	at Washington State	1980
6.	658	at Washington State	1970
7.	656	vs. Rice	2017
8.	634	San Jose State	1969
9.	617	Arizona	2012
10.	615	Washington	2011

Fewest Yards

1.	52	Arizona	2006
2.	116	at Tulane	1979
3.	133	at Oregon State	2003
4.	134	at USC	1989
5.	143	Arizona	1992
6.	145	at Arizona State	2006
7.	146	UCLA	1987
8.	164	Arizona State	1984
9.	166	at UCLA	2006
10.	169	at California	1972

Most Yards Allowed

1.	743	Arizona State	1981
2.	670	at Washington	1999
3.	664	at Oregon	1998
4.	663	at Oregon State	2003
	663	Notre Dame	2005
6.	651	at UCLA	1982
7.	650	UCLA	1973
8.	626	at Oregon	2010
9.	624	UCLA	2007
10.	623	at USC	2017

Fewest Yards Allowed

1.	76	at Colorado	2012
2.	80	San Jose State	1971
3.	107	at Washington	2010
4.	109	Washington State	1969
5.	115	UC Davis	2014
6.	123	California	1971
7.	126	at California	1968
8.	130	California	1999
9.	136	Oregon State	1991
10.	139	Duke	1971



STANFORD SEASON HIGHS AND LOWS



Rushing

Yards						
No.	Yards	Att.	Avg.	TD	Season	
1.	3,132	610	5.1	33	2015	
2.	2,904	584	5.0	30	2013	
3.	2,837	536	5.3	39	2009	
4.	2,833	480	5.9	31	2017	
5.	2,779	535	5.2	34	2010	
6.	2,738	518	5.3	32	2011	
7.	2,716	522	5.2	20	2016	
8.	2,481	528	4.7	23	1949	
9.	2,440	549	4.4	23	2012	
10.	2,395	490	4.9	26	2008	
11.	2,336	544	4.3	27	2001	
12.	2,259	506	4.5	22	1957	
13.	2,064	447	4.3	22	2014	
14.	1,997	501	4.0	12	1977	
15.	1,972	521	3.8	14	1978	
16.	1,971	527	3.7	31	1991	
17.	1,961	459	4.3	17	1969	
18.	1,946	493	3.9	18	1955	
19.	1,929	556	3.5	24	1951	
20.	1,891	506	3.7	21	1995	

Fewest Yards

No.	Yards	Att.	Avg.	TD	Season	
1.	700	301	2.3	8	1993	
2.	781	367	2.1	3	2006	
3.	825	336	2.5	3	1983	
4.	831	346	2.4	11	1998	
5.	893	353	2.5	13	2004	
6.	941	386	2.4	19	1985	
7.	994	381	2.6	6	1989	
8.	1,015	387	2.6	8	2005	
9.	1,054	414	2.5	10	2003	
10.	1,119	366	3.1	13	1988	

• Since 1951

Touchdowns

No.	TD	Season
1.	39	2009
2.	34	2010
3.	33	2015
4.	32	2011
5.	31	1991
	31	2017
7.	30	2013
8.	27	2001
9.	26	2008
10.	24	1951
	24	1994

• Since 1949

Attempts

No.	Att.	Yards	Season
1.	610	3,132	2015
2.	584	2,904	2013
3.	556	1,929	1951
4.	549	2,440	2012
5.	544	2,336	2001
6.	538	1,812	1971
7.	536	2,837	2009
	536	1,634	1992
9.	535	2,779	2010
10.	528	2,481	1949

• Since 1949

Yards Per Attempt

No.	Avg.	Att.	Yards	Season
1.	5.902	480	2,833	2017
2.	5.293	536	2,837	2009
3.	5.286	518	2,738	2011
4.	5.203	522	2,716	2016
5.	5.194	535	2,779	2010
6.	5.134	610	3,132	2015
7.	4.973	584	2,904	2013
8.	4.888	490	2,395	2008
9.	4.699	528	2,481	1949
10.	4.464	506	2,259	1957
11.	4.444	549	2,440	2012
12.	4.327	477	2,064	2014
13.	4.294	544	2,336	2001
14.	4.272	459	1,961	1969
15.	4.175	418	1,745	1975
16.	3.986	501	1,997	1977
17.	3.970	463	1,838	1980
18.	3.947	493	1,946	1955
19.	3.874	435	1,685	1999
20.	3.819	475	1,814	1981

• Since 1949

Yards Per Game

No.	Avg.	G	Total	Season
1.	248.1	10	2,481	1949
2.	225.9	10	2,259	1957
3.	223.7	14	3,132	2015
4.	218.2	13	2,837	2009
5.	213.8	13	2,779	2010
6.	210.6	13	2,738	2011
7.	208.9	13	2,716	2016
8.	207.4	14	2,904	2013
9.	202.4	14	2,833	2017
10.	199.6	12	2,395	2008
11.	196.1	10	1,961	1969
12.	194.7	12	2,336	2001
13.	194.6	10	1,946	1955
14.	181.8	10	1,818	1965
15.	178.2	10	1,782	1952
16.	177.4	10	1,774	1968
17.	175.4	11	1,929	1951
18.	174.3	14	2,440	2012
19.	174.2	10	1,742	1967
20.	167.3	10	1,673	1964

• Since 1949

Fewest Yards Per Game

No.	Avg.	Yards	G	Season
1.	63.6	700	11	1993
2.	65.1	781	12	2006
3.	75.0	825	11	1983
4.	75.5	831	11	1998
5.	81.2	893	11	2004
6.	85.5	941	11	1985
7.	90.4	994	11	1989
8.	92.3	1,015	11	2005
9.	95.8	1,054	11	2003
10.	101.7	1,119	11	1988

Passing

Yards							
No.	Yards	Att.	Comp.	Int.	TD	Season	
1.	3,712	420	237	12	25	1999	
2.	3,709	474	308	14	27	1993	
3.	3,623	417	297	10	38	2011	
4.	3,550	424	271	11	29	2018	
5.	3,516	513	263	8	22	1998	
6.	3,363	379	266	8	32	2010	
7.	3,358	422	255	12	18	1994	
8.	3,311	422	268	13	25	1982	
9.	3,215	421	226	22	19	1970	
10.	3,157	429	268	17	27	1978	
11.	3,149	444	276	8	18	2019	
12.	3,125	408	258	15	23	1977	
13.	3,066	410	241	14	22	1981	
14.	2,988	381	248	8	20	2014	
15.	2,981	369	193	12	26	2001	
16.	2,965	318	213	8	30	2015	
17.	2,958	382	217	17	26	1969	
18.	2,921	383	251	12	27	1980	
19.	2,874	439	295	15	10	1985	
20.	2,805	398	230	11	16	1992	

Fewest Yards

No.	Yards	Att.	Comp.	Int.	TD	Season	
1.	901	183	85	17	3	1961	
2.	917	159	69	14	8	1963	
3.	1,083	173	88	16	4	1964	
4.	1,172	189	95	7	11	1957	
	1,172	210	101	17	8	1967	
6.	1,214	200	95	12	5	1962	
7.	1,250	207	89	19	7	1966	
8.	1,275	229	104	26	4	1954	
9.	1,313	248	110	16	5	1960	
10.	1,359	205	102	10	5	1965	

Touchdowns

No.	TD	Season
1.	38	2011
2.	32	2010
3.	30	2015
4.	29	2018
5.	27	1980
	27	1993
	27	1978
8.	26	1969
	26	2001
10.	25	1979
	25	1982
	25	1999

Attempts

No.	Att.	Yards	Season
1.	513	3,516	1998
2.	474	3,709	1993
3.	444	3,149	2019
4.	439	2,874	1985
5.	437	2,604	1989
6.	429	3,157	1978
7.	424	2,536	2007
	424	3,550	2018
9.	422	3,311	1982
	422	3,358	1994



STANFORD SEASON HIGHS AND LOWS



Yards Per Game

No.	Avg.	G	Yards	Season
1.	337.2	11	3,709	1993
2.	319.6	11	3,516	1998
3.	309.3	12	3,712	1999
4.	305.3	11	3,358	1994
5.	301.0	11	3,311	1982
6.	295.8	10	2,958	1969
7.	278.7	11	3,066	1981
	278.7	13	3,623	2011
9.	273.1	13	3,550	2018
10.	267.9	12	3,215	1970
11.	265.5	11	2,921	1980
12.	263.1	12	3,157	1978
13.	262.4	12	3,149	2019
14.	261.3	11	2,874	1985
15.	260.4	12	3,125	1977
16.	258.7	13	3,363	2010
17.	254.7	11	2,802	1983
18.	252.1	10	2,521	1968
19.	251.2	11	2,763	1990
20.	248.4	12	2,981	2001

Fewest Yards Per Game

No.	Avg.	Yards	G	Season
1.	90.1	901	10	1961
2.	91.7	917	10	1963
3.	108.3	1,083	10	1964
4.	117.2	1,172	10	1957
	117.2	1,172	10	1967
6.	121.4	1,214	10	1962
7.	125.0	1,250	10	1966
8.	127.5	1,275	10	1954
9.	131.3	1,313	10	1960
10.	135.9	1,359	10	1965

Completions

No.	Comp.	Yards	Season
1.	308	3,709	1993
2.	297	3,623	2011
3.	295	2,874	1985
4.	276	3,149	2019
5.	268	3,311	1982
	268	3,157	1978
7.	266	3,363	2010
8.	263	3,516	1998
9.	258	3,125	1977
10.	271	3,550	2018

Completion Percentage

No.	Pct.	Att.	Comp.	Int.	TD	Season
1.	.712	417	297	10	38	2011
2.	.702	379	266	8	32	2010
3.	.672	439	295	15	10	1985
4.	.670	318	213	8	30	2015
5.	.667	366	244	11	11	1990
6.	.655	383	251	12	27	1980
7.	.651	381	248	8	20	2014
8.	.650	474	308	14	27	1993
9.	.639	424	271	11	29	2018
10.	.635	422	268	13	25	1982

Scoring

Points

No.	Total	TD	PAT	2-PT	FG	Saf.	Season
1.	561	73	68	1	17	1	2011
2.	529	68	67	0	18	0	2015
3.	524	68	61	2	17	0	2010
4.	461	59	53	3	16	0	2009
5.	453	56	54	0	21	0	2017
6.	452	56	54	0	20	1	2013
7.	422	55	48	4	12	0	2001
8.	418	53	49	0	15	3	1999
9.	390	49	45	0	17	0	2012
10.	369	46	42	2	15	1	2018

• Since 1951

Fewest Points

No.	Total	TD	PAT	2-PT	FG	Saf.	Season
1.	93	13	6	3	1	0	1958
2.	105	15	9	0	0	0	1961
3.	111	15	8	2	3	0	1960
4.	123	19	9	0	0	0	1954
5.	124	17	7	3	3	0	1962
6.	127	15	13	0	8	0	2006
7.	144	18	13	1	7	0	1965
8.	149	19	13	2	6	0	1966
9.	150	18	15	0	9	0	1964
10.	154	18	12	4	8	1	1963

• Since 1951

Points Per Game

No.	PPG	Games	Points	Season
1.	43.2	13	561	2011
2.	40.3	13	524	2010
3.	37.8	14	529	2015
4.	35.5	13	461	2009
5.	35.2	12	422	2001
6.	34.9	10	349	1969
7.	34.8	12	418	1999
8.	32.4	14	453	2017
9.	32.3	14	452	2013
10.	30.7	12	368	1991

• Since 1951

Fewest Points Per Game

No.	PPG	Games	Points	Season
1.	9.3	10	93	1958
2.	10.5	10	105	1961
3.	10.6	12	127	2006
4.	11.1	10	111	1960
5.	12.3	10	123	1954
6.	12.4	10	124	1962
7.	14.4	10	144	1965
8.	14.5	11	159	1983
9.	14.9	10	149	1966
10.	15.0	10	150	1964

• Since 1951

Total Offense

Yards Gained

No.	Yards	Rush	Pass	Season
1.	6,361	2,738	3,623	2011
2.	6,142	2,779	3,363	2010
3.	6,097	3,132	2,965	2015
4.	5,675	2,904	2,771	2013
5.	5,559	2,837	2,722	2009
6.	5,441	2,833	2,608	2017
7.	5,397	1,685	3,712	1999
8.	5,317	2,336	2,981	2001
9.	5,242	2,440	2,802	2012
10.	5,129	1,972	3,157	1978

Fewest Yards Gained

No.	Yards	Rush	Pass	Season
1.	2,377	1,476	901	1961
2.	2,530	1,217	1,313	1960
3.	2,559	1,642	917	1963
4.	2,728	1,453	1,275	1954
5.	2,756	1,673	1,083	1964
6.	2,758	1,544	1,214	1962
7.	2,783	781	2,002	2006
8.	2,830	1,249	1,581	1958
9.	2,914	1,742	1,172	1967
10.	2,918	1,668	1,250	1966

Yards Gained Per Game

No.	YPG	Yards	Games	Season
1.	491.9	4,919	10	1969
2.	489.3	6,361	13	2011
3.	472.5	6,142	13	2010
4.	449.8	5,397	12	1999
5.	444.5	4,889	11	1994
6.	443.6	4,880	11	1981
7.	443.1	5,317	12	2001
8.	435.5	6,097	14	2015
9.	432.6	4,759	11	1980
10.	427.4	5,129	12	1978

• Since 1951

Fewest Yards Gained Per Game

No.	YPG	Yards	Games	Season
1.	231.9	2,377	12	2006
2.	237.7	2,377	10	1961
3.	253.0	2,530	10	1960
4.	255.9	2,559	10	1963
5.	272.8	2,728	10	1954
6.	275.6	2,756	10	1964
7.	275.8	2,758	10	1962
8.	283.0	2,830	10	1958
	283.0	3,113	11	2003
10.	287.9	3,167	11	1973

• Since 1951



STANFORD SEASON HIGHS AND LOWS



Rushing Defense

Fewest Rushing Yards Allowed Per Game

No.	Avg.	G	Yards	Season
1.	84.4	13	1,097	2011
2.	89.4	14	1,251	2013
3.	97.0	14	1,358	2012
4.	104.5	13	1,358	2014
5.	110.2	10	1,102	1969
6.	111.9	12	1,343	2001
7.	112.5	12	1,350	1986
8.	120.8	13	1,571	2010
9.	123.6	13	1,607	1992
10.	124.9	11	1,374	1989

• Since 1953

Most Rushing Yards Allowed Per Game

No.	Avg.	G	Yards	Season
1.	248.0	12	2,976	1977
2.	246.6	10	2,466	1958
3.	232.8	10	2,328	1959
4.	231.0	11	2,541	1975
5.	228.8	11	2,517	1993
6.	226.5	10	2,265	1960
7.	223.0	10	2,230	1956
8.	221.1	11	2,432	1973
9.	219.4	11	2,413	1979
10.	214.6	11	2,361	1983

• Since 1953

Passing Defense

Fewest Passing Yards Allowed Per Game

No.	Avg.	G	Yards	Season
1.	77.0	10	770	1961
2.	85.0	10	850	1956
3.	89.7	10	897	1958
4.	95.0	10	950	1955
5.	95.7	10	957	1965
6.	97.3	12	1,168	1971
7.	103.6	10	1,036	1953
8.	109.8	10	1,098	1962
9.	112.5	11	1,237	1972
10.	112.7	10	1,127	1960

• Since 1953

Most Passing Yards Allowed Per Game

No.	Avg.	G	Yards	Season
1.	296.3	11	3,259	2003
2.	288.3	12	3,459	1999
3.	285.9	11	3,145	2005
4.	279.5	12	3,354	2019
5.	274.1	12	3,289	2001
6.	266.2	12	3,194	2007
7.	264.8	13	3,442	2009
8.	264.0	13	3,432	2018
9.	262.9	11	2,892	1998
10.	255.1	11	2,806	1987

• Since 1953

Scoring Defense

Fewest Points Allowed Per Game

No.	PPG	G	Points	Season
1.	11.3	12	135	1971
2.	13.5	10	135	1955
3.	13.8	10	138	1964
4.	14.6	10	146	1966
5.	14.8	10	148	1953
6.	14.9	10	149	1965
7.	15.1	13	196	1992
8.	15.8	10	158	1957
9.	15.9	12	191	1986
10.	16.2	10	162	1968

• Since 1951

Most Points Allowed Per Game

No.	PPG	G	Points	Season
1.	35.4	11	389	1993
2.	34.3	11	377	2002
3.	33.2	11	365	1998
4.	32.6	11	359	1994
5.	31.4	12	377	2006
6.	30.6	11	337	2005
7.	30.3	12	364	1999
8.	29.8	12	358	2019
9.	29.5	11	324	2003
10.	28.8	11	317	1997

• Since 1951

Total Defense

Fewest Yards Allowed Per Game

No.	YPG	Yards	G	Season
1.	226.2	2,714	12	1971
2.	236.1	2,361	10	1965
3.	242.3	2,423	10	1955
4.	267.5	2,675	10	1964
5.	269.6	2,696	10	1962
6.	274.0	2,740	10	1953
7.	275.8	2,758	10	1967
8.	279.4	3,632	13	1992
9.	280.3	2,803	10	1966
10.	282.4	3,671	13	2014

• Since 1953

Most Yards Allowed Per Game

No.	YPG	Yards	G	Season
1.	465.4	5,119	11	1993
2.	443.5	4,879	11	1998
3.	442.7	5,312	12	1999
4.	441.9	4,861	11	2005
5.	435.5	5,226	12	2007
6.	433.8	4,772	11	2003
7.	430.2	5,163	12	2019
8.	428.5	4,714	11	1982
9.	410.1	5,331	13	2018
10.	407.6	4,483	11	1987

• Since 1953



STANFORD YEAR-BY-YEAR LEADERS



Passing	Att.	Comp.	Pct.	Int.	Yards	TD
1951 Gary Kerkorian	208	114	.548	9	1,583	7
1952 Bob Garrett	126	60	.476	15	871	10
1953 Bob Garrett	205	118	.576	10	1,637	17
1954 John Brodie	163	81	.497	16	937	4
1955 John Brodie	133	76	.571	7	1,024	5
1956 John Brodie	240	139	.579	14	1,633	12
1957 Jack Douglas	146	78	.534	6	957	9
1958 Bob Nicolet	146	77	.527	5	724	2
1959 Dick Norman	263	152	.578	12	1,963	11
1960 Dick Norman	201	95	.473	13	1,057	4
1961 Rod Sears	82	37	.451	4	358	0
1962 Steve Thurlow	115	55	.478	7	768	1
1963 Dick Berg	62	29	.468	5	301	1
1964 Terry DeSylvia	71	39	.549	7	451	1
1965 Dave Lewis	183	94	.514	8	1,257	5
1966 Gene Washington	102	35	.343	11	479	4
1967 Chuck Williams	153	76	.497	11	923	7
1968 Jim Plunkett	268	142	.530	14	2,156	14
1969 Jim Plunkett	336	197	.586	15	2,673	20
1970 Jim Plunkett	388	211	.544	19	2,980	19
1971 Don Bunce	341	186	.545	16	2,555	13
1972 Mike Boryla	350	183	.523	20	2,284	14
1973 Mike Boryla	256	140	.547	10	1,629	17
1974 Mike Cordova	295	128	.434	13	1,569	10
1975 Mike Cordova	231	106	.459	9	1,311	11
1976 Guy Benjamin	295	170	.576	17	1,982	12
1977 Guy Benjamin	366	231	.631	15	2,790	22
1978 Steve Dils	419	264	.630	15	3,153	25
1979 Turk Schonert	221	148	.670	6	1,927	19
1980 John Elway	379	248	.654	11	2,889	27
1981 John Elway	366	214	.584	13	2,674	20
1982 John Elway	405	262	.646	12	3,242	24
1983 John Paye	297	150	.505	17	1,971	10
1984 Fred Buckley	166	81	.488	17	940	5
1985 John Paye	405	271	.669	13	2,589	10
1986 John Paye	349	217	.622	11	2,261	14
1987 Brian Johnson	203	112	.552	13	1,510	11
1988 Jason Palumbis	228	128	.561	7	1,569	8
1989 Steve Smith	270	150	.556	11	1,502	7
1990 Jason Palumbis	341	234	.686	9	2,579	11
1991 Steve Stenstrom	229	135	.590	8	1,853	15
1992 Steve Stenstrom	363	214	.590	10	2,609	16
1993 Steve Stenstrom	455	300	.659	14	3,627	27
1994 Steve Stenstrom	333	217	.652	6	2,822	16
1995 Mark Butterfield	360	209	.581	11	2,672	19
1996 Chad Hutchinson	340	212	.624	13	2,360	11
1997 Chad Hutchinson	315	189	.600	10	2,101	10
1998 Todd Husak	447	233	.521	7	3,092	17
1999 Todd Husak	342	193	.564	11	2,946	18
2000 Randy Fasani	180	93	.517	6	1,400	11
2001 Randy Fasani	188	97	.516	4	1,594	13
2002 Kyle Matter	214	116	.542	10	1,219	8
2003 Chris Lewis	207	100	.483	9	1,178	8
2004 Trent Edwards	273	149	.546	11	1,732	9
2005 Trent Edwards	268	168	.627	7	1,934	17
2006 Trent Edwards	156	94	.603	6	1,027	6
2007 T.C. Ostrander	229	130	.568	3	1,422	7
2008 Tavita Pritchard	254	147	.579	13	1,633	10
2009 Andrew Luck	288	162	.563	4	2,575	13
2010 Andrew Luck	372	263	.707	8	3,338	32
2011 Andrew Luck	404	288	.713	10	3,517	37
2012 Josh Nunes	235	124	.528	7	1,643	10
2013 Kevin Hogan	295	180	.610	10	2,630	20
2014 Kevin Hogan	352	232	.659	8	2,792	19
2015 Kevin Hogan	304	206	.678	8	2,867	27
2016 Ryan Burns	167	102	.611	7	1,151	5
2017 K.J. Costello	211	124	.588	4	1,573	14
2018 K.J. Costello	413	269	.651	11	3,540	29
2019 Davis Mills	241	158	.656	5	1,960	11

Rushing	Att.	Yards	Avg.	TD
1951 Harry Hugasian	127	491	3.9	9
1952 Bob Mathias	147	653	4.4	6
1953 Ron Cook	80	424	5.3	5
1954 Bill Tarr	154	729	4.7	7
1955 Bill Tarr	172	687	4.0	8
1956 Lou Valli	120	628	5.2	9
1957 Chuck Shea	163	840	5.2	7
1958 Doug Dick	60	252	4.2	0
1959 Skip Face	96	362	3.8	11
1960 Gil Dowd	116	477	4.1	5
1961 Ken Babajian	55	189	3.4	4
1962 J.D. Lodato	84	357	4.3	2
1963 Steve Thurlow	92	495	5.4	4
1964 Ray Handley	197	936	4.8	4
1965 Ray Handley	163	654	4.0	7
1966 Jack Root	136	571	4.2	6
1967 Nate Kirtman	130	573	4.6	1
1968 Howie Williams	105	499	4.8	3
1969 Bubba Brown	127	588	4.6	4
1970 Hillary Shockley	181	657	3.6	7
1971 Jackie Brown	130	539	4.1	6
1972 John Winesberry	125	536	4.3	7
1973 Scott Laidlaw	145	639	4.4	4
1974 Scott Laidlaw	156	636	4.1	4
1975 Don Stevenson	138	650	4.7	2
1976 Don Stevenson	121	452	3.7	1
1977 Darrin Nelson	194	1,105	5.7	3
1978 Darrin Nelson	183	1,161	6.3	6
1979 Vincent White	104	475	4.6	1
1980 Darrin Nelson	161	889	5.5	4
1981 Darrin Nelson	192	1,014	5.3	11
1982 Mike Dotterer	113	535	4.7	8
1983 Thomas Henley	66	228	3.5	1
1984 Brad Muster	184	823	4.5	2
1985 Brad Muster	140	521	3.7	6
1986 Brad Muster	260	1,123	4.3	13
1987 Brad Muster	119	543	4.6	7
1988 Jon Volpe	228	1,027	4.5	6
1989 Scott Eschelmann	77	334	4.3	0
1990 Glyn Milburn	152	729	4.8	2
1991 Tommy Vardell	247	1,188	4.8	22
1992 Glyn Milburn	186	870	4.7	8
1993 Ellery Roberts	111	419	3.8	3
1994 Anthony Bookman	129	577	4.5	7
1995 Anthony Bookman	196	918	4.7	3
1996 Mike Mitchell	180	883	4.9	4
1997 Anthony Bookman	122	800	6.6	7
1998 Coy Wire	85	298	3.5	2
1999 Brian Allen	121	608	5.0	4
2000 Kerry Carter	179	729	4.1	6
2001 Brian Allen	184	940	5.1	9
2002 Kerry Carter	149	524	3.5	2
2003 Kenneth Tolon	150	522	3.5	2
2004 J.R. Lemon	93	440	4.7	6
2005 Jason Evans	72	248	3.4	1
2006 Anthony Kimble	114	470	4.1	2
2007 Anthony Kimble	115	509	4.4	8
2008 Toby Gerhart	210	1,136	5.4	15
2009 Toby Gerhart	343	1,871	5.5	28
2010 Stefan Taylor	223	1,137	5.1	15
2011 Stefan Taylor	242	1,330	5.5	10
2012 Stefan Taylor	322	1,530	4.8	13
2013 Tyler Gaffney	330	1,709	5.2	21
2014 Remound Wright	135	601	4.5	11
2015 Christian McCaffrey	337	2,019	6.0	8
2016 Christian McCaffrey	253	1,603	6.3	13
2017 Bryce Love	263	2,118	8.1	19
2018 Bryce Love	166	739	4.5	6
2019 Cameron Scarlett	201	840	4.2	7

Receptions	Rec.	Yards	Avg.	TD
1951 Bill McColl	46	669	14.5	7
1952 Sam Morley	40	523	13.1	6
1953 Sam Morley	45	594	13.2	6
1954 John Stewart	36	577	16.0	2
1955 John Stewart	23	296	12.9	1
1956 Paul Camera	28	350	12.5	2
1957 Gary Van Galder	18	182	10.2	1
1958 Chris Burford	45	493	11.0	2
1959 Chris Burford	61	757	12.4	6
1960 Skip Face	29	270	9.3	3
1961 George Honore	22	225	10.2	0
1962 Frank Patitucci	22	259	11.8	1
1963 Bob Howard	11	174	15.8	2
Dick Ragsdale	11	129	11.7	3
1964 John Mason	22	250	11.4	0
1965 Mike Connelly	29	366	12.6	1
1966 Bob Conrad	45	555	12.3	2
1967 Gene Washington	48	575	12.0	2
1968 Gene Washington	71	1,117	15.7	8
1969 Bob Moore	38	476	12.5	4
1970 Randy Vataha	54	895	16.6	7
1971 John Winesberry	45	655	14.6	4
1972 Eric Cross	53	730	13.8	9
1973 Bill Singler	31	501	16.2	5
1974 Tony Hill	34	542	15.9	2
Eric Test	34	419	12.3	3
1975 Tony Hill	55	916	16.7	7
1976 Tony Hill	44	696	15.8	8
1977 James Lofton	57	1,010	17.7	14
1978 Ken Margerum	58	1,029	17.7	11
1979 Andre Tyler	45	652	14.5	5
1980 Andre Tyler	53	737	13.9	7
1981 Darrin Nelson	67	846	12.6	5
1982 Vincent White	68	677	10.0	8
1983 Mike Tolliver	58	656	11.3	3
1984 Brad Muster	31	228	6.9	0
1985 Brad Muster	78	654	8.3	4
1986 Brad Muster	65	618	9.5	3
1987 Jeff James	42	516	12.3	3
1988 Charlie Young	43	560	13.0	2
1989 Ed McCaffrey	53	871	16.4	4
1990 Glyn Milburn	64	632	9.9	2
1991 Chris Walsh	71	995	14.0	6
1992 Mike Cook	55	704	12.8	1
1993 Ethan Allen	52	313	6.0	1
1994 Justin Armour	67	1,092	16.3	7
1995 Mark Harris	60	1,021	17.0	6
1996 Brian Manning	40	425	10.6	1
1997 Troy Walters	86	1,206	14.0	8
1998 DeRonnie Pitts	74	1,012	13.7	7
1999 Troy Walters	77	1,508	19.6	10
2000 DeRonnie Pitts	77	882	11.5	8
2001 Luke Powell	45	884	19.6	7
2002 Teyo Johnson	41	467	11.4	8
2003 Luke Powell	45	520	11.6	3
2004 Alex Smith	52	706	13.6	3
2005 Mark Bradford	37	609	16.5	6
2006 Richard Sherman	34	581	17.1	3
2007 Mark Bradford	51	642	12.6	3
2008 Ryan Whalen	41	508	12.4	1
2009 Ryan Whalen	57	926	16.2	4
2010 Doug Baldwin	58	857	14.8	9
2011 Griff Whalen	56	749	13.4	4
2012 Zach Ertz	69	898	13.0	6
2013 Ty Montgomery	61	958	15.7	10
2014 Ty Montgomery	61	604	9.9	3
2015 Christian McCaffrey	45	645	14.3	5
2016 Trent Irwin	37	442	11.9	1
Christian McCaffrey	37	310	8.4	3
2017 JJ Arcega-Whiteside	48	781	16.3	9
2018 JJ Arcega-Whiteside	63	1,059	16.8	14
2019 Michael Wilson	56	672	12.0	5



STANFORD YEAR-BY-YEAR LEADERS



Receiving Yards		Rec.	Yards	Avg.	TD
1951	Bill McColl	46	669	14.5	7
1952	Sam Morley	40	523	13.1	6
1953	Sam Morley	45	594	13.2	6
1954	John Stewart	36	577	16.0	2
1955	Paul Camera	22	330	15.0	5
1956	Paul Camera	28	350	12.5	2
1957	Joel Freis	14	218	15.6	2
1958	Chris Burford	45	493	11.0	2
1959	Chris Burford	61	757	12.4	6
1960	Mac Wylie	25	377	15.1	0
1961	George Honore	22	225	10.2	0
1962	Bob Howard	20	272	13.6	2
1963	Bob Howard	11	174	15.8	2
1964	Mike Connelly	17	266	15.6	0
1965	Mike Connelly	29	366	12.6	1
1966	Bob Conrad	45	555	12.3	2
1967	Gene Washington	48	575	12.0	2
1968	Gene Washington	71	1,117	15.7	8
1969	Randy Vataha	35	691	19.7	5
1970	Randy Vataha	54	895	16.6	7
1971	Miles Moore	41	868	21.2	6
1972	Eric Cross	53	730	13.8	9
1973	Bill Singler	31	501	16.2	5
1974	Tony Hill	34	542	15.9	2
1975	Tony Hill	55	916	16.7	7
1976	Tony Hill	44	696	15.8	8
1977	James Lofton	57	1,010	17.7	14
1978	Ken Margerum	58	1,029	17.7	11
1979	Ken Margerum	41	733	17.9	10
1980	Andre Tyler	53	737	13.9	7
1981	Darrin Nelson	67	846	12.6	5
1982	Emile Harry	44	763	17.3	5
1983	Emile Harry	44	829	18.8	6
1984	Emile Harry	35	482	19.3	4
1985	Greg Baty	61	690	11.3	3
1986	Jeff James	56	820	14.6	8
1987	Ed McCaffrey	30	533	17.8	2
1988	Charlie Young	43	560	13.0	2
1989	Ed McCaffrey	53	871	16.4	4
1990	Ed McCaffrey	61	917	15.0	8
1991	Chris Walsh	71	995	14.0	6
1992	Mike Cook	55	704	12.8	1
1993	Justin Armour	51	764	15.0	6
1994	Justin Armour	67	1,092	16.3	7
1995	Mark Harris	60	1,021	17.0	6
1996	Damon Dunn	39	515	13.2	2
1997	Troy Walters	86	1,206	14.0	8
1998	DeRonnie Pitts	74	1,012	13.7	7
1999	Troy Walters	77	1,508	19.6	10
2000	DeRonnie Pitts	77	882	11.5	8
2001	Luke Powell	45	884	19.6	7
2002	Teyo Johnson	41	467	11.4	8
2003	Mark Bradford	37	587	15.9	3
2004	Alex Smith	52	706	13.6	3
2005	Mark Bradford	37	609	16.5	6
2006	Richard Sherman	34	581	17.1	3
2007	Richard Sherman	39	651	16.7	4
2008	Ryan Whalen	41	508	12.4	1
2009	Ryan Whalen	57	926	16.2	4
2010	Doug Baldwin	58	857	14.8	9
2011	Griff Whalen	56	749	13.4	4
2012	Zach Ertz	69	898	13.0	6
2013	Ty Montgomery	61	958	15.7	10
2014	Ty Montgomery	61	604	9.9	3
2015	Christian McCaffrey	45	645	14.3	5
2016	Trent Irwin	37	442	11.9	1
2017	JJ Arcega-Whiteside	48	781	16.3	9
2018	JJ Arcega-Whiteside	63	1,059	16.8	14
2019	Michael Wilson	56	672	12.0	5

Scoring		TD	XP	2XP	FG	Total
1951	Harry Hugasian	10	0	0	0	60
1952	Bob Mathias	6	0	0	0	36
1953	Ron Cook	9	0	0	0	54
1954	Bill Tarr	7	1	0	0	43
1955	Bill Tarr	8	0	0	0	48
1956	Lou Valli	10	0	0	0	60
1957	Chuck Shea	8	0	0	0	48
1958	Skip Face	3	6	1	1	29
1959	Skip Face	11	19	3	3	100
1960	Skip Face	5	8	0	3	47
1961	Ken Babajian	4	0	0	0	24
1962	Clark Weaver	3	0	0	0	18
1963	Dick Ragsdale	6	0	1	0	38
1964	Braden Beck	0	15	0	9	42
1965	Ray Handley	7	0	1	0	44
1966	Jack Root	6	0	0	0	36
1967	Bill Shoemaker	2	17	0	6	47
1968	Gene Washington	9	0	0	0	54
1969	Steve Horowitz	0	41	0	10	71
1970	Steve Horowitz	0	36	0	11	69
1971	Rod Garcia	0	25	0	16	73
1972	Rod Garcia	0	25	0	10	55
1973	Rod Garcia	0	22	0	18	76
1974	Mike Langford	0	20	0	15	65
1975	Mike Langford	0	33	0	9	60
1976	Mike Michel	0	25	0	12	61
1977	James Lofton	14	0	1	0	86
1978	Ken Naber	0	29	1	13	70
1979	Ken Margerum	10	0	0	0	60
1980	Ken Margerum	11	0	0	0	66
1981	Darrin Nelson	16	0	0	0	96
1982	Vincent White	15	0	1	0	92
1983	Mark Harmon	0	13	0	10	43
1984	Mark Harmon	0	23	0	14	65
1985	Brad Muster	10	0	1	0	62
1986	Brad Muster	16	0	0	0	96
1987	Brad Muster	8	0	0	0	48
1988	John Hopkins	0	25	0	19	82
1989	John Hopkins	0	15	0	18	69
1990	Tommy Vardell	14	0	0	0	84
1991	Tommy Vardell	22	0	0	0	132
1992	Eric Abrams	0	34	0	17	85
1993	Eric Abrams	0	34	0	11	67
1994	Eric Abrams	0	28	0	9	55
1995	Eric Abrams	0	34	0	16	82
1996	Kevin Miller	0	26	0	13	65
1997	Troy Walters	10	0	0	0	60
1998	Kevin Miller	0	29	0	10	59
1999	Mike Biselli	0	49	0	15	94
2000	DeRonnie Pitts	8	0	1	0	50
2001	Mike Biselli	0	48	0	12	84
2002	Teyo Johnson	8	0	2	0	52
2003	Michael Sgroi	0	21	0	7	42
2004	Michael Sgroi	0	22	0	16	70
2005	Michael Sgroi	0	32	0	15	77
2006	Aaron Zagory	0	13	0	8	37
2007	Derek Belch	0	26	0	15	71
2008	Toby Gerhart	15	0	0	0	90
2009	Toby Gerhart	28	0	2	0	172
2010	Nate Whitaker	0	61	0	17	112
2011	Jordan Williamson	0	54	0	13	93
2012	Jordan Williamson	0	45	0	17	96
2013	Tyler Gaffney	22	0	0	0	132
2014	Jordan Williamson	0	43	0	15	88
2015	Conrad Ukropina	0	67	0	18	121
2016	Conrad Ukropina	0	34	0	22	100
2017	Jet Toner	0	54	0	21	117
2018	JJ Arcega-Whiteside	14	0	1	0	86
2019	Jet Toner	0	13	0	12	49

Total Offense		Rush	Pass	Yards	Avg.
1951	Gary Kerkorian	19	1,583	1,602	145.6
1952	Bob Mathias	653	225	878	87.8
1953	Bob Garrett	-135	1,637	1,502	150.2
1954	John Brodie	-63	937	874	87.4
1955	John Brodie	20	1,024	1,044	104.4
1956	John Brodie	9	1,633	1,642	164.2
1957	Jack Douglas	108	957	1,065	106.5
1958	Bob Nicolet	6	724	730	81.0
1959	Dick Norman	55	1,963	2,018	201.8
1960	Dick Norman	-59	1,057	998	99.8
1961	Rod Sears	1	358	357	35.7
1962	Steve Thurlow	194	768	962	96.2
1963	Steve Thurlow	495	176	671	67.1
1964	Ray Handley	936	3	939	93.9
1965	Dave Lewis	183	1,257	1,440	144.0
1966	Gene Washington	362	479	841	84.1
1967	Chuck Williams	122	923	1,045	130.6
1968	Jim Plunkett	47	2,156	2,203	220.3
1969	Jim Plunkett	113	2,673	2,786	278.6
1970	Jim Plunkett	209	2,980	3,189	265.8
1971	Don Bunce	250	2,555	2,805	233.8
1972	Mike Boryla	-213	2,284	2,071	188.3
1973	Mike Boryla	-75	1,629	1,554	141.3
1974	Mike Cordova	34	1,569	1,603	160.3
1975	Mike Cordova	10	1,311	1,321	132.1
1976	Guy Benjamin	-48	1,982	1,934	214.9
1977	Guy Benjamin	-103	2,790	2,687	244.3
1978	Steve Dils	-120	3,153	3,033	252.8
1979	Turk Schonert	46	1,927	1,973	179.4
1980	John Elway	50	2,889	2,939	267.2
1981	John Elway	-158	2,674	2,516	228.7
1982	John Elway	-138	3,242	3,104	282.2
1983	John Paye	-39	1,971	1,932	175.6
1984	Fred Buckley	-29	940	911	113.9
1985	John Paye	-40	2,589	2,549	231.7
1986	John Paye	-72	2,261	2,189	199.0
1987	Brian Johnson	-90	1,510	1,420	177.5
1988	Jason Palumbis	-90	1,569	1,479	147.9
1989	Steve Smith	-115	1,502	1,387	138.7
1990	Jason Palumbis	-136	2,579	2,443	222.1
1991	Steve Stenstrom	-123	1,853	1,730	173.0
1992	Steve Stenstrom	-272	2,609	2,337	179.8
1993	Steve Stenstrom	-229	3,627	3,398	308.9
1994	Steve Stenstrom	-108	2,822	2,714	301.6
1995	Mark Butterfield	65	2,672	2,737	228.1
1996	Chad Hutchinson	-243	2,360	2,117	176.4
1997	Chad Hutchinson	-216	2,101	1,885	171.4
1998	Todd Husak	-66	3,092	3,026	275.1
1999	Todd Husak	-15	2,946	2,931	266.5
2000	Randy Fasani	123	1,400	1,523	190.4
2001	Randy Fasani	205	1,594	1,799	199.9
2002	Kyle Matter	64	1,219	1,283	128.3
2003	Chris Lewis	-11	1,178	1,167	129.7
2004	Trent Edwards	32	1,732	1,764	196.0
2005	Trent Edwards	153	1,934	2,087	189.7
2006	Trent Edwards	37	1,027	1,064	152.0
2007	T.C. Ostrander	-171	1,422	1,251	156.4
2008	Tavita Pritchard	113	1,633	1,746	145.5
2009	Andrew Luck	354	2,575	2,929	244.1
2010	Andrew Luck	453	3,338	3,791	291.6
2011	Andrew Luck	150	3,517	3,667	282.1
2012	Josh Nunes	74	1,643	1,717	171.7
2013	Kevin Hogan	355	2,630	2,985	213.2
2014	Kevin Hogan	295	2,792	3,087	237.5
2015	Kevin Hogan	336	2,867	3,203	228.8
2016	Christian McCaffrey	1,603	0	1,603	145.7
2017	Bryce Love	2,118	0	2,118	162.9
2018	K.J. Costello	-20	3,540	3,520	270.8
2019	Davis Mills	44	1,960	2,004	250.5



STANFORD YEAR-BY-YEAR LEADERS



Punt Returns						
	No.	Yards	TD	Avg.	Lg.	
1955	Jeri McMillin	6	56	0	9.3	--
1956	Gordy Young	11	126	0	11.5	--
1957	Jeri McMillin	7	87	0	12.4	--
1958	Dick Bowers	7	56	0	8.0	--
1959	Skip Face	6	63	0	10.5	--
1960	Gary Craig	11	90	0	11.0	--
1961	Gary Craig	17	98	0	5.8	--
1962	Dick Ragsdale	6	70	0	11.7	33
1963	Craig Ritchey	6	141	1	23.5	--
1964	John Guillory	7	88	0	12.6	--
1965	Dale Rubin	14	157	1	11.2	--
1966	Mark Marquess	16	129	0	8.0	--
1967	Tom Massey	18	184	0	10.2	--
1968	Jim Kauffman	22	200	0	9.1	--
1969	Randy Vataha	9	129	1	14.7	--
1970	Eric Cross	29	358	1	12.3	61 (TD)
1971	James Ferguson	18	124	0	6.9	17
1972	Eric Cross	27	191	0	7.1	23
1973	Craig Zaltosky	21	299	1	14.2	68 (TD)
1974	Ray Anderson	29	205	0	7.1	30
1975	Ray Anderson	14	150	1	10.7	65
1976	Savann Thompson	10	83	0	8.3	14
1977	Darrin Nelson	10	77	0	7.7	44
1978	Darrin Nelson	20	254	0	12.7	74
1979	Andre Tyler	19	122	0	6.4	13
1980	Andre Tyler	23	109	0	4.7	21
1981	Darrin Nelson	20	138	0	6.9	27
1982	Vincent White	5	104	1	20.8	76 (TD)
1983	Emile Harry	9	67	0	7.4	18
1984	Emile Harry	17	68	0	4.0	11
1985	Thomas Henley	6	77	0	12.8	33
1986	Thomas Henley	32	389	1	12.2	92 (TD)
1987	Alan Grant	27	446	2	16.5	77 (TD)
1988	Alan Grant	30	207	0	6.9	37
1989	Alan Grant	34	218	0	6.4	26
1990	Glyn Milburn	24	267	1	11.1	73
1991	Glyn Milburn	23	223	0	9.7	54
1992	Glyn Milburn	34	589	3	17.3	79
1993	Leroy Pruitt	20	113	0	5.7	21
1994	Ozzie Grenardo	10	85	0	8.5	24
1995	Damon Dunn	15	95	0	6.3	20
1996	Troy Walters	29	332	1	11.4	75 (TD)
1997	Troy Walters	30	424	2	14.1	77 (TD)
1998	Troy Walters	13	87	0	6.7	22
1999	Troy Walters	19	131	0	6.9	22
2000	DeRonnie Pitts	16	81	0	5.1	13
2001	Luke Powell	21	308	0	14.7	58
2002	Luke Powell	19	154	0	8.1	32
2003	Luke Powell	36	325	1	9.0	90 (TD)
2004	David Marrero	27	224	0	8.3	64
2005	T.J. Rushing	14	128	0	9.1	20
2006	Chris Hobbs	13	73	0	5.6	20
2007	Chris Hobbs	18	122	0	6.8	29
2008	Doug Baldwin	18	155	0	8.6	38
2009	Richard Sherman	15	154	1	10.3	59
2010	Drew Terrell	18	219	0	12.2	34
2011	Drew Terrell	18	216	0	12.0	42
2012	Drew Terrell	24	291	0	12.1	76 (TD)
2013	Kodi Whitfield	9	40	0	4.4	25
2014	Ty Montgomery	12	238	2	19.8	60 (TD)
2015	Christian McCaffrey	15	130	1	8.7	63 (TD)
2016	Christian McCaffrey	10	96	0	9.6	33
2017	Jay Tyler	9	70	0	7.8	18
2018	Trent Irwin	14	162	0	11.6	39
2019	Michael Wilson	12	72	0	6.0	27

Kickoff Returns					
	No.	Yards	TD	Avg.	
1955	Gordy Young	6	145	0	24.2
1956	Lou Valli	8	187	0	23.4
1957	Chuck Shea	7	173	0	24.7
1958	Jim Byrer	7	154	0	22.0
1959	Skip Face	8	181	0	22.6
1960	Skip Face	19	387	0	20.4
1961	Tyce Fitzmorris	10	161	0	16.1
1962	J.D. Lodato	10	170	0	17.0
1963	Dick Ragsdale	8	179	0	22.4
1964	Bob Blunt	14	347	0	24.8
1965	Bob Blunt	7	151	0	21.5
1966	Dave Lewis	12	251	0	10.9
1967	Nate Kirtman	8	236	1	29.6
1968	Jim Kauffman	15	254	0	16.6
1969	Miles Moore	7	177	0	25.3
1970	Eric Cross	20	418	0	20.9
1971	Miles Moore	16	300	0	18.8
1972	Reggie Sanderson	13	378	1	29.1
1973	Ron Inge	12	407	1	33.9
1974	Ray Anderson	28	579	0	20.7
1975	Ray Anderson	25	540	0	21.6
1976	Ron Inge	10	252	0	25.2
1977	Billy Anderson	19	395	0	20.8
1978	Gordon Banks	15	313	0	20.9
1979	Vincent White	24	518	0	21.6
1980	Vincent White	29	603	0	20.8
1981	Mike Dotterer	24	584	0	24.3
1982	Ken Williams	25	568	0	22.7
1983	Shaun Avant	14	326	0	23.3
1984	Kevin B. Scott	19	455	0	23.9
1985	Thomas Henley	21	440	0	20.9
1986	Kevin B. Scott	12	327	1	27.3
1987	Charlie Young	17	336	0	19.8
1988	Kevin T. Scott	27	596	1	22.1
1989	Kevin T. Scott	24	491	0	20.5
1990	Glyn Milburn	24	594	0	24.8
1991	Ozzie Grenardo	13	344	0	26.5
1992	Glyn Milburn	15	316	0	21.1
1993	Mike Mitchell	25	579	0	23.2
1994	Damon Dunn	17	412	1	24.2
1995	Damon Dunn	22	656	1	29.8
1996	Damon Dunn	16	433	1	27.1
1997	Damon Dunn	21	566	0	27.0
1998	Juan Carlos Lacey	9	196	0	21.8
1999	Ryan Wells	18	460	0	25.5
2000	Ryan Wells	22	494	0	22.5
2001	Brian Allen	16	427	0	26.7
2002	Ryan Wells	36	715	0	19.9
2003	Nick Sebes	19	420	0	22.1
2004	T.J. Rushing	23	653	1	28.4
2005	T.J. Rushing	21	575	2	27.4
2006	Jason Evans	16	349	0	21.8
2007	Doug Baldwin	23	555	0	24.1
2008	Jeremy Stewart	14	328	0	23.4
2009	Chris Owusu	37	1,167	3	31.5
2010	Chris Owusu	19	462	0	24.3
2011	Ty Montgomery	27	680	1	25.2
2012	Ty Montgomery	11	293	0	26.6
2013	Ty Montgomery	36	1,091	2	30.3
2014	Ty Montgomery	17	429	0	25.2
2015	Christian McCaffrey	37	1,070	1	28.9
2016	Christian McCaffrey	14	318	0	22.7
2017	Cameron Scarlett	39	1,008	0	25.8
2018	Cameron Scarlett	24	566	0	23.6
2019	Connor Wedington	21	590	0	28.1

Punting				
	No.	Yards	Avg.	
1955	John Brodie	17	654	38.5
1956	John Brodie	27	906	33.6
1957	Al Harrington	17	571	33.6
1958	Roderick McMillen	19	730	38.4
1959	Roderick McMillen	15	602	40.1
1960	Gary Craig	44	1,678	38.1
1961	Rod Sears	26	839	32.3
1962	Stan Linskog	27	900	33.3
1963	Dick Ragsdale	34	1,252	36.8
1964	Dave Lewis	34	1,487	43.7
1965	Dave Lewis	29	1,302	44.9
1966	Dave Lewis	52	2,090	40.2
1967	Bob Reinhard	58	2,145	37.0
1968	Tim Abena	41	1,592	38.8
1969	Bob Reinhard	49	1,888	38.5
1970	Steve Murray	40	1,342	33.6
1971	Steve Murray	50	1,891	37.8
1972	Dave Ottmar	71	2,744	38.6
1973	Dave Ottmar	53	2,199	41.5
1974	Tom Lynn	71	2,592	36.5
1975	Mike Michel	41	1,352	33.0
1976	Mike Michel	66	2,627	39.8
1977	Brad Fox	49	1,992	40.7
1978	Ken Naber	32	1,289	40.3
1979	Ken Naber	62	2,628	42.4
1980	Ken Naber	48	1,934	40.3
1981	Greg Topp	54	1,954	36.7
1982	Tripp Hardin	48	1,905	39.6
1983	Tripp Hardin	66	2,765	41.8
1984	Doug Robison	44	1,742	39.5
1985	Doug Robison	47	1,868	39.7
1986	Doug Robison	62	2,589	41.8
1987	Doug Robison	44	2,011	45.7
1988	John Hopkins	44	1,625	36.9
1989	Paul Stonehouse	49	1,840	37.6
1990	Paul Stonehouse	55	2,134	38.8
1991	Paul Stonehouse	60	2,235	37.3
1992	Paul Stonehouse	89	3,724	41.8
1993	Aaron Mills	63	2,661	42.2
1994	Aaron Mills	44	1,781	40.5
1995	Kevin Miller	59	2,204	37.4
1996	Kevin Miller	68	2,750	40.4
1997	Kevin Miller	59	2,556	43.3
1998	Kevin Miller	71	2,826	39.8
1999	Sean Tolpinrud	68	2,489	36.6
2000	Mike Biselli	36	1,340	37.2
2001	Eric Johnson	55	2,083	37.9
2002	Eric Johnson	58	2,306	39.8
2003	Eric Johnson	86	3,687	42.9
2004	Jay Ottovegio	66	2,728	41.3
2005	Jay Ottovegio	67	2,723	40.6
2006	Jay Ottovegio	61	2,417	39.6
2007	Jay Ottovegio	78	3,215	41.2
2008	David Green	53	2,116	39.9
2009	David Green	33	1,360	41.2
2010	Daniel Zychlinski	24	1,003	41.8
2011	David Green	34	1,417	41.7
2012	Daniel Zychlinski	66	2,846	43.1
2013	Ben Rhyne	52	2,230	42.9
2014	Ben Rhyne	56	2,227	39.8
2015	Alex Robinson	38	1,612	42.4
2016	Jake Bailey	50	2,176	43.5
2017	Jake Bailey	57	2,586	45.4
2018	Jake Bailey	68	2,996	44.1
2019	Ryan Sanborn	52	2,106	40.5



STANFORD YEAR-BY-YEAR LEADERS



Interceptions				
		Int.	Yards	Avg.
1955	Tony Mosich	2	28	14.0
	Gordy Young	2	12	6.0
1956	Five tied	1	--	--
1957	Jack Taylor	3	129	43.0
1958	Roch Conklin	2	30	15.0
	Bob Nicolet	2	12	6.0
1959	Ben Robinson	1	--	--
	Skip Face	1	--	--
	Mac Wylie	1	--	--
1960	Six tied	1	--	--
1961	Gary Craig	4	80	20.0
1962	Dick Ragsdale	3	23	7.7
1963	Dick Ragsdale	3	30	10.0
1964	Dick Ragsdale	5	67	13.4
1965	Craig Ritchey	3	63	21.0
	Dale Rubin	3	26	8.7
1966	Dave Nelson	5	78	15.6
1967	Marty Brill	3	60	20.0
	Tom Massey	3	23	7.7
	Dick Oliver	3	52	17.3
	Donn Renwick	3	0	0.0
1968	Tom Massey	4	35	8.8
	Dennis Moore	4	41	10.3
1969	Jim Kauffman	3	18	6.0
	Rich Keller	3	62	20.8
1970	Jack Schultz	4	63	15.8
1971	Benny Barnes	8	111	13.9
1972	Steve Murray	6	45	7.5
1973	Jim Kaffen	7	58	8.3
1974	Paul Skrabo	4	40	10.0
1975	Rich Waters	4	50	12.5
1976	Gordy Ceresino	3	41	13.6
	Savann Thompson	3	21	7.0
	Rich Waters	3	48	16.0
1977	Ray Cardinali	2	43	21.5
	Robert Chapman	2	12	6.0
	John Pigott	2	7	3.5
	Rick Parker	2	8	4.0
1978	Steve Budinger	5	50	10.0
1979	Rick Gervais	4	0	0.0
1980	Kevin Baird	3	65	21.7
1981	Charles Hutchings	2	15	7.5
	Dave Morze	2	36	18.0
1982	Charles Hutchings	5	54	10.8
1983	Vaughn Williams	4	21	5.2
1984	Toi Cook	4	29	7.3
	Mark Hashimoto	4	0	0.0
	Eric Price	4	72	18.0
1985	Toi Cook	5	116	23.2
1986	Toi Cook	8	131	16.4
1987	Brad Humphreys	6	14	2.3
1988	Brad Cook	4	77	19.3
1989	Albert Richardson	5	19	3.8
1990	Kevin T. Scott	3	19	6.3
1991	Albert Richardson	2	18	9.0
1992	Vaughn Bryant	6	37	6.2
1993	Vaughn Bryant	4	79	19.8
1994	Leroy Pruitt	4	12	3.0
1995	Josh Madsen	4	33	8.3
	Leroy Pruitt	4	68	17.0
1996	Tim Smith	4	55	13.8
	Josh Madsen	4	62	15.5
1997	Chris Johnson	3	49	16.3
1998	Tim Smith	6	69	11.5
1999	Tim Smith	6	86	14.3
2000	Ryan Fernandez	3	0	0.0
	Aaron Focht	3	2	0.7
	Brian Taylor	3	56	18.7
	Tank Williams	3	10	3.3
2001	Tank Williams	5	22	4.4
2002	Leigh Torrence	3	55	18.3
	Oshiomogho Atogwe	3	43	14.3
2003	Trevor Hooper	3	66	22.0
2004	Oshiomogho Atogwe	4	33	8.2
	Leigh Torrence	4	24	6.0
2005	Brandon Harrison	3	0	0.0

Interceptions				
		Int.	Yards	Avg.
2006	Bo McNally	2	49	24.5
2007	Nick Sanchez	4	0	0.0
2008	Bo McNally	4	65	16.2
2009	Bo McNally	2	82	41.0
	Richard Sherman	2	43	21.5
	Delano Howell	2	4	2.0
2010	Delano Howell	5	0	0.0
2011	Michael Thomas	3	131	43.7
2012	Ed Reynolds	6	301	50.2
2013	Jordan Richards	3	55	18.3
2014	Jordan Richards	3	0	0.0
	Blake Martinez	3	2	0.7
2015	Quenton Meeks	3	83	27.7
2016	Dallas Lloyd	5	142	28.4
2017	Justin Reid	5	1	0.2
2018	Paulson Adebo	4	45	11.3
2019	Paulson Adebo	4	4	1.0
Passes Defended				
		PBU	INT	PD
1974	Kelly Walker	9	0	9
1975	Savann Thompson	7	2	9
1976	Larry Reynolds	10	1	11
1977	Ralph Phillips	6	1	7
1978	Rick Parker	8	3	11
1979	Rick Parker	10	2	12
1980	Rick Gervais	10	1	11
1981	Kevin Baird	8	0	8
1982	Vaughn Williams	10	3	13
1983	Vaughn Williams	2	4	6
1984	Eric Price	11	4	15
1985	Jack Gilmete	5	0	5
1986	Toi Cook	9	8	17
1987	Jono Tunney	5	1	6
1988	Alan Grant	5	3	8
1989	Kevin Scott	15	2	17
1990	Darrien Gordon	7	2	9
1991	Darrien Gordon	7	2	9
1992	Darrien Gordon	17	4	21
1993	Vaughn Bryant	18	4	22
1994	Leroy Pruitt	5	4	9
1995	Leroy Pruitt	13	4	17
1996	Leroy Pruitt	17	4	21
1997	Chris Johnson	8	3	11
1998	Donnie Spragan	8	3	11
1999	Ruben Carter	13	2	15
2000	Brian Taylor	10	3	13
2001	Ryan Fernandez	12	2	14
2002	Stanley Wilson	6	2	8
2003	Leigh Torrence	11	0	11
2004	Oshiomogho Atogwe	7	4	11
2005	Brandon Harrison	4	3	7
2006	Wopamo Osaisai	6	1	7
2007	Wopamo Osaisai	8	1	9
2008	Wopamo Osaisai	8	0	8
2009	Richard Sherman	8	2	10
2010	Richard Sherman	9	4	13
2011	Johnson Bademosi	7	0	7
2012	Jordan Richards	12	3	15
2013	Alex Carter	8	1	9
2014	Alex Carter	9	1	10
2015	Ronnie Harris	10	0	10
2016	Justin Reid	7	0	7
	Alameen Murphy	7	0	7
2017	Quenton Meeks	8	2	10
2018	Paulson Adebo	17	2	19
2019	Paulson Adebo	10	4	14

Tackles			Solo	Assist	Total
1965	Bob Rath	--	--	--	108
1966	Marty Brill	--	--	--	83
1967	Blaine Nye	--	--	--	104
1968	Don Parish	--	--	--	143
1969	Don Parish	--	--	--	141
1970	Jeff Siemon	--	--	--	98
1971	Jeff Siemon	--	--	--	121
1972	Rich Merlo	--	--	--	164
1973	Pat Donovan	--	--	--	109
1974	Drew Palin	68	86		154
1975	Duncan McColl	59	80		139
1976	Gordy Ceresino	85	74		159
1977	Gordy Ceresino	111	85		196
1978	Gordy Ceresino	86	81		167
1979	Chuck Evans	83	35		118
1980	Craig Zellmer	58	50		108
1981	Dave Morze	50	35		85
1982	Vaughn Williams	63	31		94
1983	Dave Wyman	92	52		144
1984	Dave Wyman	68	60		128
1985	Matt Soderlund	26	113		139
1986	Dave Wyman	56	117		173
1987	Kevin Richardson	32	81		113
1988	Jono Tunney	59	96		155
1989	Jono Tunney	44	58		102
1990	Jono Tunney	38	44		82
1991	Seyon Albert	54	21		75
1992	John Lynch	38	45		83
1993	Toby Norwood	61	36		97
1994	Coy Gibbs	51	33		84
1995	Mike Hall	68	47		115
1996	Jon Haskins	61	47		108
1997	Chris Draft	63	18		81
1998	Tim Smith	82	27		109
1999	Marc Stockbauer	57	48		105
2000	Coy Wire	57	24		81
2001	Coy Wire	55	48		103
2002	Oshiomogho Atogwe	47	24		71
2003	Oshiomogho Atogwe	54	36		90
2004	Oshiomogho Atogwe	46	31		77
2005	Kevin Schimmelmann	52	34		86
2006	Michael Okwo	57	38		95
2007	Bo McNally	71	43		114
2008	Bo McNally	53	23		76
2009	Bo McNally	55	28		83
2010	Shayne Skov	50	34		84
2011	Jarek Lancaster	44	26		70
2012	Shayne Skov	43	38		81
2013	Shayne Skov	62	47		109
2014	Blake Martinez	53	49		102
2015	Blake Martinez	75	66		141
2016	Solomon Thomas	41	21		62
2017	Harrison Phillips	37	66		103
2018	Bobby Okereke	52	44		96
2019	Andrew Pryts	40	31		71



STANFORD YEAR-BY-YEAR LEADERS



Sacks			Tackles for Loss				
	No.	Yards		No.	Yards		
1976	Duncan McColl	17	--	1974	Drew Palin	9	48
1977	Chuck Evans	3	--		Pat Donovan	9	28
1978	Chuck Evans	7	--	1975	Duncan McColl	26	87
	Milt McColl	7	--	1976	Duncan McColl	23	122
1979	Chuck Evans	5	--	1977	Gordy Ceresino	8	33
1980	Milt McColl	4	--	1978	Chuck Evans	17	98
	Doug Rogers	4	--	1979	Chuck Evans	11	50
1981	Tom Hall	4	--	1980	Milt McColl	8	27
	Garin Veris	4	--	1981	Tom Hall	9	49
1982	Garin Veris	9	--	1982	Garin Veris	16	84
1983	Garin Veris	7	--	1983	Garin Veris	12	46
1984	Garin Veris	5	65	1984	Garin Veris	16	120
1985	Tony Leiker	4	45	1985	Tom Prukop	8	36
1986	Lester Archambeau	8	52	1986	Chris Weber	12.5	55
1987	Lester Archambeau	7	41	1987	Lester Archambeau	13	52
1988	Rob Hinckley	13	109	1988	Rob Hinckley	22	133
1989	Jono Tunney	6	47	1989	Jono Tunney	12	62
1990	Ron George	10	64	1990	Ron George	28	144
1991	Ron George	8	58	1991	Ron George	18	94
1992	Ron George	15	107	1992	Ron George	26	142
1993	Damon Phillips	3	28	1993	Toby Norwood	10	35
	Jason White	3	12	1994	Jason Fisk	11	49
1994	Jason Fisk	6	39	1995	Carl Hansen	10	52
1995	Carl Hansen	8	46	1996	Kailee Wong	24	134
1996	Kailee Wong	14	105	1997	Kailee Wong	22	110
1997	Kailee Wong	12	77	1998	Donnie Spragan	12	56
1998	Riall Johnson	6	37		Riall Johnson	12	53
1999	Riall Johnson	14	122	1999	Willie Howard	20	86
2000	Riall Johnson	15	110	2000	Riall Johnson	20	130
2001	Matt Leonard	4.5	34	2001	Coy Wire	13	50
2002	Amon Gordon	4	65	2002	Matt Leonard	8	38
2003	Babatunde Oshinowo	4	30	2003	Jared Newberry	10	37
2004	Jon Alston	10	100	2004	Jon Alston	14.5	109
2005	Julian Jenkins	7	47	2005	Babatunde Oshinowo	10.5	51
2006	Trevor Hooper	2.5	20	2006	Tim Sims	5.5	27
2007	Clinton Snyder	8	66		Pannel Egboh	5.5	17
2008	Thomas Keiser	6	33	2007	Pat Maynor	16.5	80
2009	Thomas Keiser	9	70	2008	Pat Maynor	8.5	39
2010	Chase Thomas	7.5	56	2009	Thomas Keiser	15	84
	Shayne Skov	7.5	51	2010	Chase Thomas	11.5	63
2011	Chase Thomas	8.5	73	2011	Chase Thomas	17.5	96
2012	Trent Murphy	10	56	2012	Trent Murphy	18	87
2013	Trent Murphy	15	119	2013	Trent Murphy	23.5	147
2014	Henry Anderson	8.5	55	2014	Henry Anderson	15.0	72
2015	Brennan Scarlett	5.5	37	2015	Aziz Shittu	14.0	49
2016	Solomon Thomas	8.0	46	2016	Solomon Thomas	15.0	67
2017	Harrison Phillips	7.5	38	2017	Harrison Phillips	17.0	58
2018	Gabe Reid	5.5	34	2018	Jordan Fox	9.5	48
2019	Casey Toohill	8.0	62	2019	Casey Toohill	11.5	68



STANFORD YEAR-BY-YEAR STATS



Rushing					Passing							Total Offense					Receiving							
	G	Att.	Yards	Avg.	TD	G	Att.	Comp.	Int.	Yards	Pct.	TD	G	Rush	Pass	Total	Avg.	Rec.	Yards	Avg.	TD			
1951	11	556	1,929	3.5	24	1951	11	245	130	14	1,733	531	9	1951	11	1,929	1,733	3,662	332.9	1951	130	1,733	13.3	9
1952	10	473	1,782	3.8	14	1952	10	211	99	23	1,367	469	13	1952	10	1,782	1,367	3,149	314.9	1952	99	1,367	13.8	13
1953	10	438	1,654	3.8	17	1953	10	230	130	13	1,795	565	19	1953	10	1,654	1,795	3,449	344.9	1953	130	1,795	13.8	19
1954	10	406	1,453	3.6	15	1954	10	229	104	26	1,275	454	4	1954	10	1,453	1,275	2,728	272.8	1954	104	1,275	12.3	4
1955	10	493	1,946	3.9	18	1955	10	244	130	15	1,605	533	11	1955	10	1,946	1,605	3,551	355.1	1955	130	1,605	12.3	11
1956	10	388	1,408	3.6	17	1956	10	305	170	18	2,044	557	16	1956	10	1,408	2,044	3,452	345.2	1956	170	2,044	12.0	16
1957	10	506	2,259	4.5	22	1957	10	189	95	7	1,172	503	11	1957	10	2,259	1,172	3,431	343.1	1957	95	1,172	12.3	11
1958	10	330	1,249	3.8	3	1958	10	305	164	11	1,581	538	6	1958	10	1,249	1,581	2,830	283.0	1958	164	1,581	9.6	6
1959	10	358	1,192	3.3	7	1959	10	307	176	18	2,278	573	11	1959	10	1,192	2,278	3,470	347.0	1959	176	2,278	12.9	11
1960	10	366	1,217	3.3	4	1960	10	248	110	16	1,313	444	5	1960	10	1,217	1,313	2,530	253.0	1960	110	1,313	11.9	5
1961	10	475	1,476	3.1	11	1961	10	183	85	17	901	464	3	1961	10	1,476	901	2,377	237.7	1961	85	901	10.6	3
1962	10	478	1,544	3.2	10	1962	10	200	95	12	1,214	475	5	1962	10	1,544	1,214	2,758	275.8	1962	95	1,214	12.8	5
1963	10	457	1,642	3.6	9	1963	10	159	69	14	917	434	8	1963	10	1,642	917	2,559	255.9	1963	69	917	13.3	8
1964	10	475	1,673	3.5	12	1964	10	173	88	16	1,083	509	4	1964	10	1,673	1,083	2,756	275.6	1964	88	1,083	12.3	4
1965	10	521	1,818	3.5	11	1965	10	205	102	10	1,359	498	5	1965	10	1,818	1,359	3,177	317.7	1965	102	1,359	13.3	5
1966	10	504	1,668	3.3	12	1966	10	207	89	19	1,250	430	7	1966	10	1,668	1,250	2,918	291.8	1966	89	1,250	14.0	7
1967	10	512	1,742	3.4	10	1967	10	210	101	17	1,172	481	8	1967	10	1,742	1,172	2,914	291.4	1967	101	1,172	11.6	8
1968	10	519	1,774	3.4	16	1968	10	297	156	18	2,521	525	18	1968	10	1,774	2,521	4,295	429.5	1968	156	2,521	16.2	18
1969	10	459	1,961	4.3	17	1969	10	382	217	17	2,958	568	26	1969	10	1,961	2,958	4,919	491.9	1969	217	2,958	13.6	26
1970	12	512	1,880	3.7	23	1970	12	421	226	22	3,215	537	19	1970	12	1,880	3,215	5,095	424.6	1970	226	3,215	14.2	19
1971	12	538	1,812	3.4	17	1971	12	372	200	16	2,704	538	13	1971	12	1,812	2,704	4,516	376.3	1971	200	2,704	13.5	13
1972	11	430	1,186	2.8	14	1972	11	386	203	23	2,509	526	16	1972	11	1,186	2,509	3,695	335.9	1972	203	2,509	12.4	16
1973	11	408	1,175	2.9	7	1973	11	318	173	12	1,992	544	19	1973	11	1,175	1,992	3,167	287.9	1973	173	1,992	11.5	19
1974	11	413	1,280	3.1	7	1974	11	383	180	17	2,195	470	15	1974	11	1,280	2,195	3,475	315.9	1974	180	2,195	12.2	15
1975	11	418	1,745	4.2	17	1975	11	374	189	20	2,432	505	21	1975	11	1,745	2,432	4,177	379.7	1975	189	2,432	12.9	21
1976	11	428	1,448	3.4	12	1976	11	408	223	23	2,669	547	16	1976	11	1,448	2,669	4,117	374.3	1976	223	2,669	12.0	16
1977	12	501	1,997	4.0	12	1977	12	408	258	15	3,125	632	23	1977	12	1,997	3,125	5,122	426.8	1977	258	3,125	12.1	23
1978	12	521	1,972	3.8	14	1978	12	429	268	17	3,157	625	27	1978	12	1,972	3,157	5,129	427.4	1978	268	3,157	11.8	27
1979	11	460	1,460	3.2	9	1979	11	318	198	9	2,471	623	25	1979	11	1,460	2,471	3,931	357.4	1979	198	2,471	12.5	25
1980	11	463	1,838	4.0	14	1980	11	383	251	12	2,921	655	27	1980	11	1,838	2,921	4,759	432.6	1980	251	2,921	11.6	27
1981	11	475	1,814	3.8	18	1981	11	410	241	14	3,066	588	22	1981	11	1,814	3,066	4,880	443.6	1981	241	3,066	12.7	22
1982	11	355	1,241	3.5	15	1982	11	422	268	13	3,311	635	25	1982	11	1,241	3,311	4,552	413.8	1982	268	3,311	12.3	25
1983	11	336	825	2.5	3	1983	11	420	210	24	2,802	500	15	1983	11	825	2,802	3,627	329.7	1983	210	2,802	13.3	15
1984	11	471	1,696	3.6	18	1984	11	314	158	21	1,788	503	9	1984	11	1,696	1,788	3,484	316.7	1984	158	1,788	11.3	9
1985	11	386	941	2.4	19	1985	11	439	295	15	2,874	672	10	1985	11	941	2,874	3,815	346.8	1985	295	2,874	9.7	10
1986	12	452	1,536	3.4	18	1986	12	399	244	13	2,517	612	17	1986	12	1,536	2,517	4,053	337.8	1986	244	2,517	10.3	17
1987	11	437	1,377	3.2	15	1987	11	340	174	24	2,341	512	14	1987	11	1,377	2,341	3,718	338.0	1987	174	2,341	13.5	14
1988	11	366	1,119	3.1	13	1988	11	363	200	14	2,336	551	11	1988	11	1,119	2,336	3,455	314.1	1988	200	2,336	11.7	11
1989	11	381	994	2.6	6	1989	11	437	252	18	2,604	577	11	1989	11	994	2,604	3,598	327.1	1989	252	2,604	10.3	11
1990	11	451	1,456	3.2	20	1990	11	366	244	11	2,763	667	11	1990	11	1,456	2,763	4,219	383.5	1990	244	2,763	11.3	11
1991	12	527	1,971	3.7	31	1991	12	371	217	12	2,684	585	15	1991	12	1,971	2,684	4,655	387.9	1991	217	2,684	12.4	15
1992	13	536	1,634	3.0	17	1992	13	398	230	11	2,805	578	16	1992	13	1,634	2,805	4,439	341.5	1992	230	2,805	12.2	16
1993	11	301	700	2.3	8	1993	11	474	308	14	3,709	650	27	1993	11	700	3,709	4,409	400.8	1993	308	3,709	12.0	27
1994	11	411	1,531	3.7	24	1994	11	422	255	12	3,358	604	18	1994	11	1,531	3,358	4,889	444.5	1994	255	3,358	13.2	18
1995	12	506	1,891	3.7	21	1995	12	364	212	11	2,684	582	19	1995	12	1,891	2,684	4,575	381.3	1995	212	2,684	12.7	19
1996	12	450	1,393	3.1	12	1996	12	381	232	15	2,574	609	12	1996	12	1,393	2,574	3,967	330.6	1996	232	2,574	11.1	12
1997	11	404	1,306	3.2	17	1997	11	393	226	14	2,683	575	15	1997	11	1,306	2,683	3,989	362.6	1997	226	2,683	11.9	15
1998	11	346	831	2.4	11	1998	11	513	263	8	3,516	513	22	1998	11	831	3,516	4,347	395.2	1998	263	3,516	13.4	22
1999	12	435	1,685	3.9	23	1999	12	420	237	12	3,712	564	25	1999	12	1,685	3,712	5,397	449.8	1999	237	3,712	15.7	25
2000	11	452	1,528	3.4	12	2000	11	385	186	11	2,605	483	20	2000	11	1,528	2,605	4,133	375.7	2000	186	2,605	14.0	20
2001	12	544	2,336	4.3	27	2001	12	369	193	12	2,981	523	26	2001	12	2,336	2,981	5,317	443.1	2001	193	2,981	15.4	26
2002	11	427	1,465	3.4	12	2002	11	369	190	22	1,960	515	14	2002	11	1,465	1,960	3,425	311.4	2002	190	1,960	10.3	14
2003	11	414	1,054	2.5	10	2003	11	397	189	18	2,059	476	12	2003	11	1,054	2,059	3,113	283.0	2003	189	2,059	10.9	12
2004	11	353	893	2.5	13	2004	11	408	208	14	2,720	510	13	2004	11	893	2,720	3,613	328.5	2004	208	2,720	13.1	13
2005	11	387	1,015	2.6	8	2005	11	337	207	8	2,463	614	18	2005	11	1,015	2,463	3,478	316.2	2005	207	2,463	11.9	18
2006	12	367	781	2.1	3	2006	12	316	167	11	2,002	528	10	2006	12	781	2,00							



STANFORD YEAR-BY-YEAR STATS



Scoring						Kick Returns				Punt Returns				Punting							
TD	XP	2XP	FG	Saf.	Total	No.	Yards	Avg.	TD	No.	Yards	Avg.	TD	G	No.	Yards	Avg.				
1951	33	28	0	1	0	229	1951	34	599	17.6	--	1951	24	175	7.3	--	1951	11	54	2,107	39.0
1952	27	25	0	0	0	187	1952	38	700	18.4	--	1952	29	242	9.3	--	1952	10	46	1,605	34.9
1953	36	30	0	0	0	246	1953	29	441	15.2	--	1953	18	171	9.5	--	1953	10	42	1,546	36.8
1954	19	9	0	0	0	123	1954	40	666	16.6	--	1954	24	165	6.8	--	1954	10	33	1,098	33.2
1955	29	22	0	0	1	198	1955	27	539	20.0	--	1955	20	149	7.5	--	1955	10	36	1,312	36.4
1956	33	20	0	0	0	218	1956	35	605	17.3	--	1956	29	378	13.0	--	1956	10	34	1,126	33.1
1957	34	23	0	0	0	227	1957	26	588	22.6	--	1957	24	295	12.3	--	1957	10	32	1,045	32.7
1958	13	6	3	1	0	93	1958	38	649	17.1	--	1958	31	161	5.2	--	1958	10	52	1,808	34.8
1959	32	21	5	3	0	232	1959	43	673	15.7	--	1959	17	99	5.8	--	1959	10	33	1,315	39.8
1960	15	8	2	3	0	111	1960	46	852	18.5	--	1960	19	161	8.5	--	1960	10	52	1,982	38.1
1961	14	9	0	4	0	105	1961	32	493	15.4	0	1961	19	98	5.2	0	1961	10	51	1,718	33.7
1962	17	7	3	3	0	124	1962	31	514	16.6	0	1962	14	112	8.0	0	1962	10	61	2,041	33.5
1963	18	12	4	8	1	154	1963	35	689	19.7	0	1963	20	322	16.1	1	1963	10	52	1,914	36.8
1964	18	15	0	9	0	150	1964	30	683	22.8	0	1964	23	192	8.3	0	1964	10	48	1,966	41.0
1965	18	13	1	7	0	144	1965	31	608	19.6	0	1965	28	225	8.0	1	1965	10	56	2,313	41.4
1966	19	13	2	6	0	149	1966	31	575	18.6	0	1966	20	147	7.4	0	1966	10	52	2,090	40.2
1967	20	17	1	6	0	157	1967	39	770	19.7	1	1967	46	369	8.0	0	1967	10	66	2,370	35.9
1968	36	30	2	6	0	268	1968	34	605	17.8	1	1968	40	349	8.7	0	1968	10	48	1,928	40.2
1969	46	41	0	10	1	349	1969	30	598	19.6	0	1969	43	357	8.3	1	1969	10	50	1,917	38.4
1970	45	36	2	11	0	343	1970	40	728	18.2	0	1970	36	482	13.4	1	1970	12	53	1,830	34.5
1971	31	25	1	16	0	261	1971	33	649	19.7	1	1971	38	279	7.3	0	1971	12	66	2,436	36.9
1972	34	26	2	10	1	266	1972	36	712	19.8	1	1972	40	321	8.0	0	1972	11	76	2,928	38.5
1973	28	22	0	18	0	244	1973	44	976	22.2	1	1973	23	306	13.3	1	1973	11	76	2,956	38.9
1974	22	20	0	15	0	197	1974	45	871	19.4	0	1974	32	236	7.4	0	1974	11	74	2,679	36.2
1975	42	33	3	9	2	322	1975	46	940	20.4	0	1975	28	298	10.6	2	1975	11	65	2,164	33.3
1976	29	25	1	12	1	239	1976	35	644	18.4	0	1976	25	160	6.4	0	1976	11	66	2,627	39.8
1977	35	30	2	13	1	285	1977	43	744	17.3	0	1977	24	145	6.0	0	1977	12	49	1,992	40.7
1978	42	29	2	13	1	326	1978	25	463	18.5	0	1978	32	343	10.7	0	1978	12	65	2,310	35.5
1979	34	31	0	8	0	259	1979	32	640	20.0	0	1979	26	152	5.8	0	1979	11	62	2,628	42.4
1980	42	35	1	7	1	312	1980	36	722	20.1	0	1980	24	106	4.1	0	1980	11	48	1,934	40.3
1981	41	30	1	12	0	314	1981	29	670	23.1	0	1981	34	208	6.1	0	1981	11	56	1,983	35.4
1982	41	36	2	14	0	328	1982	39	725	18.5	0	1982	14	162	11.5	1	1982	11	58	2,245	38.7
1983	19	13	1	10	0	159	1983	35	687	19.6	0	1983	13	78	6.0	0	1983	11	69	2,768	40.1
1984	28	23	2	14	1	239	1984	34	725	21.3	0	1984	21	123	5.9	1	1984	11	60	2,354	39.2
1985	30	25	1	12	1	245	1985	44	919	20.8	0	1985	22	149	6.7	0	1985	11	55	2,119	38.5
1986	38	35	1	4	1	279	1986	38	743	19.6	1	1986	36	458	12.7	1	1986	12	69	2,790	40.4
1987	31	25	2	15	1	262	1987	46	836	18.2	0	1987	32	503	15.7	2	1987	11	53	2,305	43.5
1988	26	25	0	19	0	238	1988	46	937	20.4	1	1988	31	232	7.5	0	1988	11	56	1,996	35.6
1989	18	15	3	18	2	187	1989	48	927	19.3	0	1989	35	242	6.9	1	1989	11	62	2,260	36.5
1990	32	23	3	14	0	263	1990	41	878	21.4	0	1990	24	267	11.1	1	1990	11	55	2,134	38.8
1991	49	46	0	8	2	368	1991	33	725	22.0	0	1991	31	392	12.6	1	1991	12	63	2,363	37.5
1992	38	35	1	17	2	320	1992	25	482	19.3	0	1992	39	613	15.7	3	1992	13	89	3,724	41.8
1993	37	34	1	11	0	291	1993	59	1,214	20.6	0	1993	25	128	5.1	0	1993	11	63	2,661	42.2
1994	43	35	2	10	0	327	1994	55	1,080	19.6	1	1994	23	160	7.0	0	1994	11	44	1,781	40.5
1995	43	34	2	16	0	344	1995	45	1,212	26.9	2	1995	28	262	9.4	0	1995	12	60	2,204	36.7
1996	29	26	2	13	2	247	1996	38	817	21.5	1	1996	37	423	11.4	1	1996	12	68	2,750	40.4
1997	37	31	2	5	2	276	1997	34	845	24.9	0	1997	33	460	13.9	2	1997	11	59	2,556	43.3
1998	33	29	1	10	1	261	1998	52	1,032	19.8	0	1998	20	166	8.3	0	1998	11	71	2,826	39.8
1999	53	49	0	15	3	418	1999	46	985	21.4	0	1999	28	199	7.1	1	1999	12	71	2,576	36.3
2000	35	26	1	7	1	261	2000	38	767	20.2	0	2000	28	258	9.2	3	2000	11	78	2,737	35.1
2001	55	48	4	12	0	422	2001	44	957	21.8	0	2001	24	353	14.7	0	2001	12	58	2,083	35.9
2002	28	24	3	9	0	225	2002	44	803	18.2	0	2002	27	237	8.8	0	2002	11	58	2,306	39.8
2003	24	21	0	7	0	186	2003	43	892	20.7	0	2003	36	325	9.0	1	2003	11	86	3,687	42.9
2004	28	22	2	16	0	242	2004	38	936	24.6	1	2004	29	270	9.3	1	2004	11	66	2,728	41.3
2005	32	32	0	15	0	269	2005	41	906	22.1	2	2005	27	178	6.6	1	2005	11	67	2,723	40.6
2006	15	13	0	8	0	127	2006	48	859	17.9	0	2006	13	73	5.6	0	2006	12	68	2,640	38.8
2007	27	26	0	15	1	235	2007	64	1,375	21.5	0	2007	28	177	6.3	0	2007	12	78	3,215	41.2
2008	39	35	0	14	2	315	2008	57	1,274	22.4	0	2008	21	222	10.6	1	2008	12	53	2,116	39.9
2009	59	53	3	16	0	461	2009	58	1,597	27.5	3	2009	30	229	7.6	1	2009	13	38	1,534	40.4
2010	68	61	2	17	0	524	2010	43	936	21.8	0	2010	26	261	10.0	0	2010	13	32	1,347	42.1
2011	73	68	1	17	1	561	2011	44	992	22.5	1	2011	19	215	11.3	0	2011	13	37	1,511	40.8
2012	49	45	0	17	0	390	2012	32	739	23.1	0	2012	25	299	12.0	1	2012	14	75	3,216	42.9
2013	56	54	0	20	1	452	2013	43	1,178	27.4	2	2013	18	147	8.2	0	2013	14	52	2,230	42.9
2014	44	44	0	15	0	353	2014	29	651	22.4	0	2014	22	403	18.3	2	2014	13	59	2,252	38.2
2015	68	67	0	18	0	529	2015	51	1,265	24.8	1	2015	17	130	8.7	1	2015	14	48	1,959	40.8
2016	39	34	1	22	3	342	2016	38	564	14.8	0	2016	13	88	6.8	0	2016	13	54	2,324	43.0
2017	56	54	0	21	0	453	2017	45	1,130	25.1	0	2017	20	172	8.6	1	2017	14	57	2,586	45.4
2018	46	42	2	15	1	369	2018	32	695	21.7	0	2018	24	245	10.2	0	2018	13	68	2,996	44.1
2019	29	27	1	19	0	260	2019	320	770	24.1	0	2019	13	93	7.2	1	2019	12	56	2,223	39.7



STANFORD YEAR-BY-YEAR STATS



Scoring Defense

	TD	XP	2XP	FG	Saf.	Total
1953	22	13	0	1	0	148
1954	34	20	0	1	1	229
1955	20	12	0	1	0	135
1956	32	21	0	0	0	213
1957	24	14	0	0	0	158
1958	32	8	9	2	1	226
1959	37	15	9	2	0	261
1960	36	25	2	3	0	254
1961	24	12	1	1	1	163
1962	24	15	2	3	1	174
1963	26	17	2	6	2	199
1964	19	8	2	4	0	138
1965	21	17	0	2	0	149
1966	19	13	2	5	0	146
1967	22	21	0	8	1	179
1968	23	13	1	3	0	162
1969	23	20	1	4	0	172
1970	25	21	3	9	1	206
1971	17	10	0	7	1	135
1972	23	17	2	8	0	183
1973	29	27	1	11	2	240
1974	27	24	0	14	0	228
1975	34	27	3	14	0	279
1976	38	27	3	7	1	284
1977	37	34	1	7	0	279
1978	27	23	0	12	0	221
1979	30	22	3	9	2	239
1980	37	26	3	7	0	275
1981	36	34	0	9	2	281
1982	38	34	0	11	1	297
1983	32	24	1	23	3	293
1984	35	25	4	12	0	279
1985	40	37	1	10	2	313
1986	23	18	1	11	0	191
1987	32	25	2	15	1	268
1988	25	20	2	14	0	216
1989	31	25	1	15	0	258
1990	35	32	3	12	0	284
1991	33	31	1	5	0	246
1992	26	18	1	6	1	196
1993	50	37	2	16	0	389
1994	44	38	3	17	0	359
1995	38	35	1	14	0	307
1996	28	26	0	11	1	229
1997	40	31	3	12	2	317
1998	48	47	0	10	0	365
1999	48	38	4	10	0	364
2000	39	28	2	8	2	294
2001	43	38	2	13	0	339
2002	44	40	1	23	1	377
2003	43	39	1	7	2	324
2004	28	25	1	12	1	233
2005	46	37	2	6	1	337
2006	46	45	0	18	1	377
2007	39	37	1	22	0	339
2008	40	37	2	16	0	329
2009	44	42	0	13	0	345
2010	29	27	1	7	1	226
2011	37	32	2	9	0	285
2012	28	26	1	15	0	241
2013	31	27	1	17	0	266
2014	26	24	0	11	0	213
2015	36	29	0	23	0	316
2016	33	29	1	12	0	265
2017	39	35	2	15	0	318
2018	33	32	0	22	1	298
2019	45	43	0	15	0	358

Total Defense

	G	Rush	Pass	Total	Avg.
1953	10	1,704	1,036	2,740	274.0
1954	10	1,897	1,193	3,090	309.0
1955	10	1,473	950	2,423	242.3
1956	10	2,230	850	3,080	308.0
1957	10	1,800	1,306	3,106	310.6
1958	10	2,466	897	3,363	336.3
1959	10	2,328	1,280	3,608	360.8
1960	10	2,265	1,127	3,392	339.2
1961	10	2,146	770	2,916	291.6
1962	10	1,598	1,098	2,696	269.6
1963	10	1,746	1,380	3,126	312.6
1964	10	1,367	1,308	2,675	267.5
1965	10	1,404	957	2,361	236.1
1966	10	1,519	1,284	2,803	280.3
1967	10	1,546	1,212	2,758	275.8
1968	10	1,596	1,340	2,936	293.6
1969	10	1,102	1,832	2,934	293.4
1970	12	1,791	2,149	3,940	328.3
1971	12	1,546	1,168	2,714	226.2
1972	11	2,053	1,237	3,290	299.1
1973	11	2,432	1,329	3,761	341.9
1974	11	2,117	1,499	3,616	328.7
1975	11	2,541	1,744	4,285	389.5
1976	11	2,020	1,825	3,845	349.5
1977	12	2,976	1,813	4,789	399.1
1978	12	2,469	1,700	4,169	347.4
1979	11	2,413	1,603	4,016	365.1
1980	11	2,298	2,152	4,450	404.5
1981	11	1,442	2,411	3,853	350.2
1982	11	2,346	2,368	4,714	428.5
1983	11	2,361	1,839	4,200	381.8
1984	11	1,569	2,499	4,068	369.8
1985	11	2,034	2,225	4,259	387.1
1986	12	1,350	2,536	3,886	323.8
1987	11	1,677	2,806	4,483	407.6
1988	11	1,871	2,309	4,180	380.0
1989	11	1,374	2,760	4,134	375.8
1990	11	1,725	2,295	4,020	365.5
1991	12	1,635	2,227	3,862	321.8
1992	13	1,607	2,025	3,632	279.4
1993	11	2,517	2,602	5,119	465.4
1994	11	2,136	2,310	4,446	404.2
1995	12	2,154	2,732	4,886	407.2
1996	12	1,508	2,599	4,107	342.3
1997	11	1,827	2,420	4,247	386.1
1998	11	1,987	2,892	4,879	443.5
1999	12	1,853	3,459	5,312	442.7
2000	11	1,614	2,410	4,024	365.8
2001	12	1,343	3,289	4,632	386.0
2002	11	1,460	2,772	4,232	384.7
2003	11	1,513	3,259	4,772	433.8
2004	11	1,577	2,738	4,315	392.3
2005	11	1,716	3,145	4,861	441.9
2006	12	2,526	2,124	4,650	387.5
2007	12	2,032	3,194	5,226	435.5
2008	12	1,835	2,720	4,555	379.6
2009	13	1,793	3,442	5,235	402.7
2010	13	1,571	2,626	4,197	322.8
2011	13	1,097	3,292	4,389	337.6
2012	14	1,358	3,349	4,707	336.2
2013	14	1,251	3,553	4,804	343.1
2014	13	1,358	2,313	3,671	282.4
2015	14	1,958	3,198	5,156	368.3
2016	13	1,878	2,907	4,785	368.1
2017	14	2,366	3,306	5,672	405.1
2018	13	1,899	3,432	5,331	410.1
2019	12	1,809	3,354	5,163	430.2

Pass Defense

	G	Att.	Comp.	Int.	Yards	Pct.	TD
1953	10	199	81	20	1,036	407	6
1954	10	176	93	13	1,193	528	8
1955	10	142	60	13	950	423	5
1956	10	127	53	5	850	417	7
1957	10	178	90	12	1,306	506	11
1958	10	141	64	14	897	454	9
1959	10	168	92	11	1,280	548	11
1960	10	133	70	6	1,127	526	11
1961	10	126	52	16	770	413	3
1962	10	164	70	14	1,098	427	9
1963	10	186	105	12	1,380	565	12
1964	10	231	121	19	1,308	524	7
1965	10	158	71	11	957	449	6
1966	10	219	111	15	1,284	507	6
1967	10	202	94	18	1,212	465	4
1968	10	241	98	19	1,340	407	4
1969	10	297	145	19	1,832	488	9
1970	12	387	192	18	2,149	496	10
1971	12	253	99	22	1,168	391	4
1972	11	267	113	26	1,237	423	8
1973	11	264	114	18	1,329	432	7
1974	11	249	110	17	1,499	442	5
1975	11	252	116	16	1,744	460	11
1976	11	307	142	14	1,825	463	12
1977	12	254	145	13	1,813	571	11
1978	12	285	131	20	1,700	460	10
1979	11	286	142	16	1,603	497	8
1980	11	270	153	13	2,152	567	9
1981	11	310	181	8	2,411	584	18
1982	11	320	161	22	2,368	503	16
1983	11	269	155	11	1,839	576	10
1984	11	328	176	18	2,499	537	14
1985	11	291	164	13	2,225	564	12
1986	12	389	223	22	2,536	573	8
1987	11	348	209	18	2,806	601	17
1988	11	313	184	21	2,309	588	7
1989	11	362	197	12	2,760	544	15
1990	11	288	159	9	2,295	552	17
1991	12	327	183	8	2,227	560	15
1992	13	394	174	20	2,025	442	10
1993	11	289	166	9	2,602	574	18
1994	11	297	176	10	2,310	593	22
1995	12	444	235	15	2,732	529	14
1996	12	391	204	22	2,599	522	14
1997	11	364	201	13	2,420	552	20
1998	11	336	192	15	2,892	571	17
1999	12	428	230	17	3,459	537	21
2000	11	335	177	17	2,410	528	16
2001	12	471	225	16	3,289	478	22
2002	11	364	204	16	2,772	560	22
2003	11	459	250	9	3,259	545	23
2004	11	372	222	16	2,738	597	13
2005	11	388	236	12	3,145	608	21
2006	12	325	196	7	2,124	603	14
2007	12	418	256	11	3,194	612	18
2008	12	385	243	7	2,720	631	18
2009	13	455	286	8	3,442	629	23
2010	13	424	241	18	2,626	568	16
2011	13	452	279	7	3,292	617	18
2012	14	550	336				



STANFORD YEAR-BY-YEAR STATS



Interceptions

	No.	Yards	Avg.	TD
1951	20	65	3.3	--
1952	22	378	17.2	--
1953	20	139	7.0	--
1954	13	514	39.5	--
1955	13	215	16.5	0
1956	5	39	7.8	0
1957	12	198	16.5	0
1958	11	91	8.3	0
1959	11	125	11.4	0
1960	6	78	13.0	0
1961	16	200	12.5	0
1962	14	141	10.1	0
1963	12	49	4.1	0
1964	19	223	11.7	2
1965	11	168	15.3	0
1966	15	164	10.9	0
1967	18	159	8.8	1
1968	19	181	9.5	0
1969	19	198	10.4	2
1970	18	221	12.3	2
1971	22	230	10.5	0
1972	26	362	13.9	2
1973	18	108	6.0	0
1974	17	115	6.8	0
1975	16	262	16.4	2
1976	14	131	9.4	1
1977	13	118	9.1	0
1978	20	245	11.7	1
1979	16	201	12.6	0
1980	13	102	7.8	0
1981	8	54	6.8	1
1982	22	224	10.1	1
1983	11	66	6.0	1
1984	18	226	12.6	1
1985	13	146	11.2	1
1986	22	262	11.9	1
1987	18	137	7.6	0
1988	21	236	11.2	1
1989	12	69	5.8	0
1990	9	67	7.5	0
1991	8	88	11.0	1
1992	20	234	11.7	2
1993	9	139	15.4	1
1994	10	93	9.3	0
1995	15	126	8.4	0
1996	22	265	12.0	2
1997	13	200	15.4	2
1998	15	110	7.3	0
1999	17	289	17.0	2
2000	17	136	8.0	0
2001	16	108	6.8	0
2002	16	266	16.6	1
2003	9	95	10.6	0
2004	16	123	7.7	0
2005	12	70	5.8	1
2006	7	147	21.0	2
2007	11	100	9.1	1
2008	7	102	14.6	1
2009	8	152	19.0	2
2010	18	153	8.5	1
2011	7	131	18.7	1
2012	15	359	23.1	4
2013	13	172	13.2	3
2014	12	68	5.7	0
2015	8	125	27.7	1
2016	14	261	18.6	3
2017	18	191	10.6	1
2018	11	113	10.3	0
2019	8	15	1.9	0

Sacks

	No.	Yards
1974	37.0	--
1975	--	--
1976	41.0	--
1977	13.0	--
1978	27.0	--
1979	17.0	--
1980	15.0	--
1981	22.0	--
1982	27.0	--
1983	13.5	--
1984	27.5	233
1985	17.5	112
1986	40.5	217
1987	33.0	222
1988	41.0	299
1989	20.0	147
1990	31.0	210
1991	17.0	112
1992	39.0	242
1993	17.0	117
1994	31.0	99
1995	22.0	120
1996	39.0	259
1997	32.0	193
1998	28.0	193
1999	48.0	366
2000	30.0	209
2001	21.0	165
2002	24.0	222
2003	22.0	158
2004	30.0	231
2005	32.0	212
2006	14.0	111
2007	37.0	284
2008	34.0	252
2009	21.0	173
2010	36.0	241
2011	39.0	301
2012	57.0	346
2013	44.0	310
2014	46.0	338
2015	34.0	260
2016	37.0	224
2017	32.0	215
2018	36.0	249
2019	28.0	197



STANFORD LONGEST PLAYS



80+ Yard Touchdown Run (14)

1. 96 Bill Rogers..... vs. Oregon State • 1952
2. 94 Casey Moore..... vs. California • 1999
3. 90 Dave Lewis..... vs. Tulane • 1966
- 90 Christian McCaffrey..... at California • 2016
5. 86 John Winesberry..... vs. San Jose State • 1972
6. 83 Buck Fawcett..... vs. Santa Clara • 1941
- 83 Anthony Kimble..... at Washington • 2008
8. 82 Ethan Allen..... vs. Arizona State • 1993
- 82 J.R. Lemon..... vs. USC • 2004
10. 81 Ken Afflerbaugh..... vs. Oregon State • 1931
11. 80 Bob White..... vs. USC • 1948
- 80 Reggie Sanderson..... at USC • 1971
- 80 Darrin Nelson..... at Oregon State • 1981
- 80 Brian Allen..... at Washington • 2001

80+ Yard Touchdown Pass (14)

1. 98 Joe Borchard to Troy Walters..... 1999
vs. UCLA
2. 96 Jim Plunkett to Randy Vataha..... 1970
at Washington State
3. 93 Kevin Hogan to Bryce Love..... 2015
vs. UCF
4. 92 Steve Stenstrom to Glyn Milburn..... 1991
vs. Oregon State
5. 91 Steve Stenstrom to Brian Manning..... 1993
vs. Arizona
6. 84 Bobby Garrett to Ron Cook..... 1953
at USC
- 84 Randy Fasani to Kerry Carter..... 2000
at Washington State
8. 83 Brian Johnson to Jon Pinckney..... 1989
at Arizona State
9. 82 Brian Johnson to Walter Batson..... 1987
vs. California
10. 81 Andrew Luck to Doug Baldwin..... 2010
vs. Sacramento State
11. 80 John Elway to Emile Harry..... 1980
vs. Arizona State
- 80 Chad Hutchinson to Damon Dunn..... 1997
vs. Oregon
- 80 Joe Borchard to Troy Walters..... 1998
vs. Washington State
- 80 K.J. Costello to J.J. Arcega-Whiteside..... 2018
vs. San Diego State

Field Goal

1. 59 Rod Garcia..... at USC • 1973
- 59 Mark Harmon..... at Purdue • 1981
3. 57 Mark Harmon..... vs. Illinois • 1984
4. 56 Ken Naber..... vs. UCLA • 1979
5. 55 Mike Langford..... at USC • 1975
6. 54 Rod Garcia..... at Oregon • 1972
- 54 John Hopkins..... vs. San Jose State • 1989
- 54 Nate Whitaker..... at Wake Forest • 2009
9. 53 Rod Garcia..... vs. UCLA • 1973
- 53 Mark Harmon..... vs. Washington State • 1984
11. 52 Braden Beck..... at Washington State • 1964
- 52 Rod Garcia..... at USC • 1973
- 52 Mike Langford..... vs. Michigan • 1974
- 52 Mike Michel..... at Penn State • 1976
- 52 Mike Michel..... at Army • 1976
- 52 Mark Harmon..... at Oregon State • 1983
- 52 Mike Biselli..... vs. Washington State • 1999
- 52 Derek Belch..... vs. San Jose State • 2007
- 52 Aaron Zagory..... vs. San Jose State • 2008
- 52 Conrad Ukropina..... vs. UCF • 2015
- 52 Conrad Ukropina..... vs. Oregon State • 2016

Punt

1. 84 Jake Bailey..... at Cal • 2018
2. 79 Frankie Albert..... vs. Oregon State • 1940
3. 75 Stan Anderson..... at California • 1932
- 75 Dave Lewis..... at California • 1964
- 75 Kevin Miller..... vs. Utah • 1996
6. 71 Mike Durket..... vs. California • 1947
7. 70 Tom Lynn..... at USC • 1975
- 70 Doug Robison..... vs. Arizona State • 1984
- 70 Paul Stonehouse..... vs. Washington State • 1992
- 70 David Green..... vs. Arizona • 2008

Kickoff Return for Touchdown

1. 100 Bob Bryan..... vs. San Francisco • 1950
- 100 Damon Dunn..... at Arizona State • 1994
- 100 Ty Montgomery..... at Utah • 2013
4. 99 T.J. Rushing..... vs. Brigham Young • 2004
- 99 Ty Montgomery..... vs. Washington • 2013
6. 98 Nate Kirtman..... vs. Oregon State • 1967
- 98 Christian McCaffrey..... vs. Cal • 2015
8. 96 Bob Stansberry..... vs. Montana • 1933
- 96 Bob Mathias..... at USC • 1951
- 96 Ron Inge..... at Oregon State • 1973
- 96 Marlon Evans..... at Oregon • 1995
- 96 Ty Montgomery..... at Washington State • 2011
13. 95 Kevin T. Scott..... at California • 1988
14. 94 Chris Owusu..... vs. San Jose State • 2009
15. 93 Damon Dunn..... vs. USC • 1996
- 93 T.J. Rushing..... at Navy • 2005
17. 91 Damon Dunn..... at San Jose State • 1995
- 91 Chris Owusu..... vs. Washington • 2009

75+ Yard Punt Return for Touchdown (12)

1. 92 Thomas Henley..... vs. Oregon • 1986
2. 90 Luke Powell..... vs. UCLA • 2003
3. 81 Ozzie Grenardo..... vs. Cornell • 1991
4. 80 Murray Cuddeback..... vs. Olympic Club • 1923
5. 79 Glyn Milburn..... at Oregon State • 1992
6. 77 Alan Grant..... at Washington State • 1987
- 77 Troy Walters..... at Washington State • 1997
8. 76 Vincent White..... vs. Washington • 1982
- 76 Glyn Milburn..... at California • 1992
- 76 Drew Terrell..... vs. Duke • 2012
11. 75 Glyn Milburn..... at UCLA • 1992
- 75 Troy Walters..... at Washington State • 1996

Interception Return for Touchdown

1. 95 Tom Work..... vs. Occidental • 1926
2. 85 Ralph Phillips..... vs. Army • 1975
3. 79 Leroy Pruitt • Josh Madsen..... vs. Michigan State • 1996
4. 78 Alan Grant..... vs. San Jose State • 1988
5. 72 Wopamo Osaisai..... vs. Arizona • 2006
6. 71 Gordy Riegel..... at California • 1972
- 71 Ed Reynolds..... vs. Duke • 2012
8. 67 Jack Taylor..... vs. San Jose State • 1957
- 67 Ruben Carter..... vs. Washington State • 1999
10. 66 Quenton Meeks..... vs. Iowa • 2016



STANFORD THE LAST TIME



Team

300+ yards passing.....	504 at Washington State	11/16/19
400+ yards passing.....	504 at Washington State	11/16/19
500+ yards passing.....	504 at Washington State	11/16/19
<100 yards passing.....	80 at San Diego State	9/16/17
300+ yards rushing.....	331 vs. Arizona State	9/30/17
400+ yards rushing.....	405 vs. UCLA	9/23/17
500+ yards total offense.....	510 at Washington State	11/16/19
600+ yards total offense.....	656 vs. Rice	8/26/17
<200 yards total offense.....	198 vs. UCLA	10/17/19
<150 yards total offense.....	145 at Arizona State	10/21/06
Top-25 win at home.....	23-13 vs. #15 Washington	10/5/19
Top-20 win at home.....	23-13 vs. #15 Washington	10/5/19
Top-15 win at home.....	23-13 vs. #15 Washington	10/5/19
Top-10 win at home.....	38-20 vs. #9 Notre Dame	11/25/17
Top-5 win at home.....	38-36 vs. #4 Notre Dame	11/28/15
Top-25 win on road.....	38-31 (ot) at #20 Oregon	9/22/18
Top-20 win on road.....	38-31 (ot) at #20 Oregon	9/22/18
Top-15 win on road.....	41-31 at #6 USC	9/19/15
Top-10 win in neutral.....	45-16 vs. #6 Iowa	1/1/16 (Rose Bowl)
Top-10 win on road.....	41-31 at #6 USC	9/19/15
Top-5 win on road.....	17-14 (ot) at #1 Oregon	11/17/12
Forced 5+ turnovers.....	5 at California	11/22/14
Threw 3+ interceptions.....	3 at Washington	11/3/18
No turnovers.....	vs. Arizona	10/26/19
4+ turnovers and won.....	4 vs. Oregon State	11/10/12
No offensive touchdown.....	vs. #16 Oregon	9/21/19
2+ defensive touchdowns.....	vs. Washington State	9/28/13
2+ interceptions returned for touchdowns....	vs. Washington State	9/28/13
Defensive shutout at home.....	35-0 vs. Army	9/13/14
Defensive shutout on road.....	48-0 at Colorado	11/3/12
Overtime game.....	38-31 (1 ot) at #20 Oregon	9/22/18
Two-point conversion .at Washington State (Cameron Scarlett run)		11/16/19
20+ points in a quarter.....	24 (2nd) vs. Arizona	10/26/19
30+ points in a half.....	31 (1st) vs. Arizona	10/26/19
40+ points in a game.....	41 vs. Arizona	10/26/19

Individual

Rushing

100+ yards.....	Cameron Scarlett (102) vs. Arizona	10/26/19
200+ yards.....	Bryce Love (301) vs. Arizona State	9/30/17
50+ yard rush.....	Bryce Love (59) vs. #17 USC	9/8/18
75+ yard rush.....	Bryce Love (75) at #6 USC	9/9/17
30+ rushing attempts.....	Cameron Scarlett (33) vs. #15 Washington	10/5/19
40+ rushing attempts.....	Tyler Gaffney (45) vs. Oregon	11/7/13
Two 100-yard rushers.....	Bryce Love (111), Christian McCaffrey (204) vs. Rice	11/26/16
Rushing and receiving TD.....	Cameron Scarlett (3, 46) at California	12/1/18
Rushing, receiving and passing TD.....	Kevin Hogan (7, 11, 28), Christian McCaffrey (10, 28, 11) vs. USC	12/5/15 (Pac-12 Championship Game)
Two players with rushing and receiving TD.....	Kevin Hogan (7, 11), Christian McCaffrey (10, 28) vs. USC	12/5/15 (Pac-12 Championship Game)
100 yards rushing and receiving.....	Christian McCaffrey (172, 105) vs. Iowa	1/1/16 (Rose Bowl)

Passing

300+ yards.....	Davis Mills (504) at Washington State	11/16/19
350+ yards.....	Davis Mills (504) at Washington State	11/16/19
400+ yards.....	Davis Mills (504) at Washington State	11/16/19
500+ yards.....	Davis Mills (504) at Washington State	11/16/19
30+ completions.....	Davis Mills (33) at Washington State	11/16/19
50+ attempts.....	Davis Mills (50) at Washington State	11/16/19
50+ yard completion.....	Davis Mills to Simi Fehoko (54) at Washington State	11/16/19
75+ yard completion.....	K.J. Costello to Simi Fehoko (79) at Colorado	11/9/19
90+ yard completion.....	Kevin Hogan to Bryce Love (93) vs. UCF	9/12/15
4+ touchdowns.....	Davis Mills (4) at Oregon State	9/28/19
5+ touchdowns.....	K.J. Costello (5) at UCLA	11/24/18
6+ touchdowns.....	John Elway (6) vs. Oregon State	11/1/80
Non-QB threw touchdown pass.....	Colby Parkinson to Davis Mills at Oregon State	9/28/19

Receiving

10+ receptions.....	Michael Wilson (10) vs. #15 Notre Dame	11/30/19
100+ yards.....	Connor Wedington (119) & Michael Wilson (114) at Washington State	11/16/19
150+ yards.....	Colby Parkinson (166) vs. Oregon State	11/10/18
200+ yards.....	JJ Arcega-Whiteside (226) vs. San Diego State	8/31/18
250+ yards.....	Troy Walters (278) vs. #18 UCLA	9/25/99

Individual

Defense

15+ tackles.....	Zach Hoffpauir (15) vs. Washington State	10/10/14
20+ tackles.....	Dave Wyman (27) at #16 California	11/22/86
2+ interceptions.....	Paulson Adebo (2) vs. Arizona	10/26/19
3+ sacks.....	Henry Anderson (3.0) vs. Utah	11/15/14
Two players with 2+ sacks.....	Peter Kalambayi (2.5), Jordan Watkins (2) vs. Kansas State	9/2/16
Interception return for TD.....	Bobby Okereke (52) at Washington State	11/4/17
Fumble return for TD.....	Jonathan McGill (28 yards) at #17 UCF	9/14/19
Safety.....	Bobby Okereke (Sack) vs. San Diego State	8/31/18

Special Teams

50+ yard FG.....	Jet Toner (51) vs. Northwestern	8/31/19
Kickoff return for TD.....	Christian McCaffrey (98) vs. California	11/21/15
Opening kickoff return for TD.....	Ty Montgomery (99) vs. Washington	10/5/13
Fumble return for TD on kickoff.....	Usua Amanam (11) at #15 UCLA	11/24/12
Kickoff return TD and receiving TD.....	Christian McCaffrey (98, 49) vs. Cal	11/21/15
Punt return for TD.....	Christian McCaffrey (63) vs. Iowa	1/1/16 (Rose Bowl)
Punt return for TD and receiving TD.....	Christian McCaffrey (63, 75) vs. Iowa	1/1/16 (Rose Bowl)
Blocked punt return for TD.....	Brycen Tremayne (0) [Spencer Jorgensen block] vs. UCLA	10/17/19
Blocked punt for safety.....	Team block vs. Arizona State	9/21/13
Blocked FG return for TD.....	Max Bergen (75) [Bergen block] vs. Colorado	10/8/11
Blocked FG.....	Jovan Swann vs. California	11/23/19
Blocked punt.....	Spencer Jorgensen vs. UCLA	10/17/19
Two blocked punts ..	Team (12), Ben Gardner (24) vs. Arizona State	9/21/13
Blocked PAT.....	Casey Toohill at Washington State	11/16/19
Touchdown on fake FG.....	Bo McNally at Oregon	11/8/08



OPPONENT THE LAST TIME



Team

300+ yards passing.....	520 at Washington State	11/16/19
400+ yards passing.....	520 at Washington State	11/16/19
500+ yards passing.....	520 at Washington State	11/16/19
<100 yards passing.....	33 vs. Oregon	10/14/17
300+ yards rushing.....	307 at USC	9/9/17
<0 yards rushing.....	-26 vs. Washington State	10/10/14
No rush 10+ yards.....	vs. Oregon State	9/25/15
500+ yards total offense.....	624 at Washington State	11/16/19
600+ yards total offense.....	624 at Washington State	11/16/19
<200 yards total offense.....	181 vs. UCF	9/12/15
<150 yards total offense.....	115 vs. UC Davis	8/30/14
<100 yards total offense.....	76 at Colorado	11/3/12
Stanford forced 5+ turnovers.....	5 vs. California	11/22/14
Stanford forced 6+ turnovers.....	6 vs. San Jose State	9/14/02
Stanford forced 7+ turnovers.....	7 vs. BYU	9/11/04
Opponent threw 4+ interceptions.....	4 at California	11/20/14
No opponent turnovers.....	vs. #15 Notre Dame	11/30/19
No opponent offensive touchdown.....	vs. USC	9/8/18
Stanford shut out at home.....	0-42 vs. USC	11/4/06
Stanford shut out on road.....	0-31 at UCLA	9/30/06

Individual

Rushing

100+ yards.....	Max Borghi (111) at Washington State	11/16/19
200+ yards.....	LaMichael James (257) at Oregon	10/2/10
50+ yard rush.....	Khalil Tate (57) vs. Arizona	10/26/19
60+ yard rush.....	Greg McCrae (73) at #17 UCF	9/14/19
70+ yard rush.....	Greg McCrae (73) at #17 UCF	9/14/19
30+ rushing attempts.....	Ronald Jones (30) vs. USC	12/1/17 (Pac-12 Championship Game)
40+ rushing attempts.....	Shane Vereen (42) vs. California	11/21/09
Two 100-yard rushers.....	J.J. Taylor (107) & Khalil Tate (103) vs. Arizona	10/26/19
Rushing and receiving TD.....	Max Borghi (4, 2) at Washington State	11/16/19
Rushing, receiving and passing TD.....	Kenny Hill (6, 27, 11 & 93) vs. TCU	12/28/17 (Alamo Bowl)

Passing

300+ yards.....	Anthony Gordon (520) at Washington State	11/16/19
350+ yards.....	Anthony Gordon (520) at Washington State	11/16/19
400+ yards.....	Anthony Gordon (520) at Washington State	11/16/19
500+ yards.....	Anthony Gordon (520) at Washington State	11/16/19
30+ completions.....	Anthony Gordon (44) at Washington State	11/16/19
40+ completions.....	Anthony Gordon (44) at Washington State	11/16/19
50+ attempts.....	Anthony Gordon (60) at Washington State	11/16/19
60+ attempts.....	Anthony Gordon (60) at Washington State	11/16/19
50+ yard completion.....	Wilton Speight to Caleb Wilson (66) at UCLA	11/24/18
60+ yard completion.....	Wilton Speight to Caleb Wilson (66) at UCLA	11/24/18
70+ yard completion.....	Kenny Hill to Jalen Reagor (93) vs. TCU	12/28/17 (Alamo Bowl)
80+ yard completion.....	Kenny Hill to Jalen Reagor (93) vs. TCU	12/28/17 (Alamo Bowl)
90+ yard completion.....	Kenny Hill to Jalen Reagor (93) vs. TCU	12/28/17 (Alamo Bowl)
4+ total touchdowns.....	Ian Book (4) vs. #15 Notre Dame	11/30/19
5+ total touchdowns.....	Anthony Gordon (5) at Washington State	11/16/19
4+ passing touchdowns.....	Ian Book (4) vs. #15 Notre Dame	11/30/19
5+ passing touchdowns.....	Anthony Gordon (5) at Washington State	11/16/19

Receiving

100+ yards.....	Nikko Remigio (157) vs. California	11/23/19
200+ yards.....	Dillon Mitchell (239) at Oregon	9/22/18

Individual

Defense

15+ tackles.....	Evan Weaver (15) at California	12/1/18
20+ tackles.....	Michael Clay (20) at Oregon	11/17/12
2+ interceptions.....	Tedric Thompson (2) vs. Colorado	10/22/16
3+ sacks.....	Jerry Tiller (4.0) at Notre Dame	9/29/18
4+ sacks.....	Jerry Tiller (4.0) at Notre Dame	9/29/18
5+ sacks.....	Mkristo Bruce (5.0) vs. Washington State	9/23/06
Interception return for TD.....	Jaylon Johnson (100) vs. Utah	10/6/18
Fumble return for TD.....	Khalid Kareem (0) vs. #15 Notre Dame	11/30/19
Safety.....	Martin Andrus at UCLA	11/24/18

Special Teams

Kickoff return for TD.....	Darnay Holmes (93) at UCLA	11/24/18
Punt return for TD.....	Desmon White (76) vs. TCU	12/28/17 (Alamo Bowl)
Blocked FG return for TD.....	Rodney Hardrick (75) [Wade Keliikipi block] vs. Oregon	11/7/13
Blocked FG.....	Austin Jackson (47 yards) at USC	9/7/19
Blocked punt.....	Isaiah Foskey vs. #15 Notre Dame	11/30/19
Blocked PAT.....	Lee Butler vs. Duke	9/8/12



STANFORD RECORDS VS. OPPONENT



Opponent	Won	Lost	Tied	First Game	Last Game
Air Force	4	3	0	1958	1970
Alabama	0	1	1	1927	1935
Arizona	17	14	0	1979	2019
Arizona State	15	17	0	1978	2018
Arkansas	1	0	0	1970	1970
Army	7	5	0	1928	2014
Boston College	2	2	0	1979	2002
Brigham Young	2	0	0	2003	2004
California	64	47	11	1892	2019
Cal Tech	3	0	0	1926	1930
Chicago	1	1	0	1894	1894
Clemson	0	1	0	1986	1986
Colorado	6	5	0	1904	2017
Columbia	0	2	1	1904	1937
Cornell	1	0	0	1991	1991
Dartmouth	4	0	0	1930	1939
Duke	3	1	0	1971	2012
East Carolina	0	1	0	1995	1995
Fresno State	3	0	0	1926	1928
Georgia	1	0	0	1978	1978
Georgia Tech	0	2	0	1991	2001
Harvard	1	0	0	1949	1949
Hawaii	3	0	0	1946	1972
Idaho	6	1	0	1923	1949
Illinois	6	4	0	1952	1984
Iowa	1	0	0	2015	2015
Kansas	1	0	0	1967	1967
Kansas State	1	0	0	2016	2016
LSU	1	0	0	1977	1977
Maryland	1	0	0	2014	2014
Michigan	3	6	1	1902	1976
Michigan State	2	4	0	1956	2014
Minnesota	1	1	1	1930	1966
Missouri	1	0	0	1971	1971
Montana	4	0	0	1924	1948
Navy	1	2	1	1954	2006
Nebraska	1	0	0	1941	1941
Nevada	16	1	2	1899	1931
North Carolina	2	1	0	1997	2016

Opponent	Won	Lost	Tied	First Game	Last Game
Northwestern	4	2	2	1933	2019
Notre Dame	13	21	0	1954	2019
Occidental	4	0	0	1923	1926
Ohio State	3	2	0	1955	1982
Oklahoma	1	4	0	1978	2009
Oklahoma State	0	1	0	2012	2012
Oregon	49	33	1	1900	2019
Oregon State	58	25	3	1919	2019
Pacific	4	1	0	1953	1968
Penn State	1	4	0	1973	1992
Pitt	2	2	0	1922	2018
Purdue	1	3	0	1969	1982
Rice	3	3	0	1959	2017
Sacramento State	1	0	0	2010	2010
Saint Mary's	2	1	0	1919	1927
Saint Mary's Pre-Flight	1	0	0	1942	1942
San Diego State	4	2	0	1985	2018
San Francisco	8	0	0	1932	1950
San Jose State	52	14	1	1900	2013
Santa Clara	22	11	2	1912	1952
SMU	1	0	0	1936	1936
Texas	2	2	0	1985	2000
Texas A&M	0	1	0	1992	1992
TCU	0	3	0	2007	2017
Tulane	7	1	0	1961	1980
UC Davis	3	1	0	1932	2018
UCF	1	1	0	2015	2019
UCLA	42	46	3	1925	2019
USC	33	63	3	1905	2019
Utah	4	5	0	1902	2018
Utah Agriculture	1	0	0	1904	1904
Virginia Tech	1	0	0	2011	2011
Wake Forest	1	1	0	2009	2010
Washington	43	43	4	1893	2019
Washington State	40	29	1	1936	2019
West Virginia	1	0	0	1972	1972
Willamette	1	0	0	1905	1905
Wisconsin	1	4	1	1959	2013

Most Meetings

California	122
USC	99
UCLA	91
Washington	90
Oregon State	86
Oregon	83
Washington State	70
San Jose State	67
Santa Clara	35
Notre Dame	34
Arizona State	32
Arizona	31
Nevada	19
Army	12
Illinois	10
Michigan	10
Colorado	10

Most Stanford Wins

California	64
Oregon State	58
San Jose State	52
Oregon	49
Washington	43
UCLA	42
Washington State	40
USC	33
Santa Clara	22
Nevada	16
Arizona	17
Arizona State	15
Notre Dame	13

American Athletic (10-4-1)

Opponent	Won	Lost	Tied
East Carolina	0	1	0
Navy	1	2	1
SMU	1	0	0
Tulane	7	1	0
UCF	1	1	0

Atlantic Coast (11-10-0)

Opponent	Won	Lost	Tied
Boston College	2	2	0
Clemson	0	1	0
Duke	3	1	0
Georgia Tech	0	2	0
North Carolina	2	1	0
Pitt	2	2	0
Virginia Tech	1	0	0
Wake Forest	1	1	0

Big 12 (6-10-0)

Opponent	Won	Lost	Tied
Kansas	1	0	0
Kansas State	1	0	0
Oklahoma	1	4	0
Oklahoma State	0	1	0
TCU	0	3	0
Texas	2	2	0
West Virginia	1	0	0

Big Sky (14-2-0)

Opponent	Won	Lost	Tied
Idaho	6	1	0
Montana	4	0	0
Sacramento State	1	0	0
UC Davis	3	1	0

Big Ten (25-29-5)

Opponent	Won	Lost	Tied
Illinois	6	4	0
Iowa	1	0	0
Maryland	1	0	0
Michigan	3	6	1
Michigan State	2	3	0
Minnesota	1	1	1
Nebraska	1	0	0
Northwestern	4	2	2
Ohio State	3	2	0
Penn State	1	4	0
Purdue	1	3	0
Wisconsin	1	4	1

Conference USA (3-3-0)

Rice	3	3	0
------	---	---	---

Independents (22-26-0)

Opponent	Won	Lost	Tied
Army	7	5	0
Brigham Young	2	0	0
Notre Dame	13	21	0

Ivy League (6-2-1)

Opponent	Won	Lost	Tied
Columbia	0	2	1
Cornell	1	0	0
Dartmouth	4	0	0
Harvard	1	0	0

Mountain West (82-20-3)

Opponent	Won	Lost	Tied
Air Force	4	3	0
Fresno State	3	0	0
Hawaii	3	0	0
Nevada	16	1	2
San Diego State	4	2	0
San Jose State	52	14	1

Pacific-12 (371-327-26)

Opponent	Won	Lost	Tied
Arizona	17	14	0
Arizona State	15	17	0
California	64	47	11
Colorado	6	5	0
Utah	4	5	0
Oregon	49	33	1
Oregon State	58	25	3
UCLA	42	46	3
USC	33	63	3
Washington	43	43	4
Washington State	40	29	1

Southeastern (4-2-1)

Opponent	Won	Lost	Tied
Alabama	0	1	1
Arkansas	1	0	0
Georgia	1	0	0
LSU	1	0	0
Missouri	1	0	0
Texas A&M	0	1	0



STANFORD RECORDS VS. OPPONENT



Air Force (4-3-0)				
Season	Result	Stanford	AF	Site
1958	L	0	16	H
1960	L	9	32	A
1965	W	17	16	A
1966	W	21	6	H
1968	W	24	13	H
1969	W	47	34	H
1970	L	14	31	A

Alabama (0-1-1)				
Season	Result	Stanford	UA	Site
1927	T	7	7	N
1935	L	13	29	N

Arizona (17-14-0)				
Season	Result	Stanford	UA	Site
1979	W	30	10	A
1981	L	13	17	A
1982	L	27	41	H
1983	W	31	22	H
1984	L	14	28	A
1985	W	28	17	H
1986	W	29	24	A
1987	L	13	23	H
1989	L	3	19	A
1990	W	23	10	A
1991	L	23	28	A
1992	L	6	21	H
1993	L	24	27	A
1994	L	10	34	H
1997	L	22	28	A
1998	L	14	31	H
1999	W	50	22	A
2000	L	3	27	H
2001	W	51	37	A
2002	W	16	6	H
2005	W	20	16	A
2006	L	7	20	H
2007	W	21	20	A
2008	W	24	23	H
2009	L	38	43	A
2010	W	42	17	H
2011	W	37	10	A
2012	W	54	48 [OT]	H
2015	W	55	17	H
2016	W	34	10	A
2019	W	41	31	H

Arizona State (15-17-0)				
Season	Result	Stanford	ASU	Site
1978	W	21	14	A
1979	W	28	21	H
1981	L	36	62	H
1982	L	17	21	A
1983	L	11	29	A
1984	L	10	28	H
1985	L	14	21	A
1988	W	24	3	H
1989	L	22	30	A
1993	L	30	38	H
1994	L	35	36	A
1995	W	30	28	A
1996	L	9	41	H
1997	L	14	31	H
1998	L	38	44 [OT]	A
1999	W	50	30	A
2000	W	29	7	H
2001	W	51	28	H
2002	L	24	65	A
2003	W	38	27	H
2004	L	31	34	A
2005	W	45	35	H

2006	L	3	38	A
2007	L	3	41	H
2008	L	17	41	A
2009	W	33	14	H
2010	W	17	13	A
2013	W	42	28	H
2013	W	38	14	A
2014	L	10	26	A
2017	W	34	24	H
2018	W	20	13	A

Arkansas (1-0-0)				
Season	Result	Stanford	UA	Site
1970	W	34	28	A

Army (7-5-0)					
Season	Result	Stanford	Army	Site	
1928	W	26	0	A	
1929	W	34	13	H	
1948	L	0	43	A	
1950	L	0	7	H	
1965	W	31	14	H	
1967	L	20	24	A	
1971	W	38	3	A	
1975	W	67	14	H	
1976	L	20	21	A	
1979	L	13	17	H	
2013	W	34	20	A	
2014	W	35	0	H	

Boston College (2-2-0)					
Season	Result	Stanford	BC	Site	
1979	W	33	14	H	
1980	L	13	30	A	
2001	W	38	22	H	
2002	L	27	34	A	

BYU (2-0-0)				
Season	Result	Stanford	BYU	Site
2003	W	18	14	A
2004	W	37	10	H

California (64-47-11)					
Season	Result	Stanford	Cal	Site	
1892	W	14	10	S.F.	
1892	T	10	10	S.F.	
1893	T	6	6	S.F.	
1894	W	6	0	S.F.	
1895	T	6	6	S.F.	
1896	W	20	0	S.F.	
1897	W	28	0	S.F.	
1898	L	0	22	S.F.	
1899	L	0	30	S.F.	
1900	W	5	0	S.F.	
1901	L	0	2	S.F.	
1902	L	0	16	S.F.	
1903	T	6	6	S.F.	
1904	W	18	0	A	
1905	W	12	5	H	
1906	W	6	3	A	
1907	W	21	11	H	
1908	W	12	3	A	
1909	L	13	19	H	
1910	L	6	25	A	
1911	L	3	21	H	
1912	T	3	3	A	
1913	W	13	8	H	
1914	W	26	8	A	
1919	L	10	14	H	
1920	L	0	38	A	
1921	L	7	42	H	
1922	L	0	28	H	
1923	L	0	9	A	

1924	T	20	20	A
1925	W	27	14	H
1926	W	41	6	A
1927	W	13	6	H
1928	T	13	13	A
1929	W	21	6	H
1930	W	41	0	A
1931	L	0	6	H
1932	T	0	0	A
1933	W	7	3	H
1934	W	9	7	A
1935	W	13	0	H
1936	L	0	20	A
1937	L	0	13	H
1938	L	0	6	A
1939	L	14	32	H
1940	W	13	7	A
1941	L	0	16	H
1942	W	26	7	A
1946	W	25	6	A
1947	L	18	21	H
1948	L	6	7	A
1949	L	14	33	H
1950	T	7	7	A
1951	L	7	20	H
1952	L	0	26	A
1953	T	21	21	H
1954	L	20	28	A
1955	W	19	0	H
1956	L	18	20	A
1957	W	14	12	H
1958	L	15	16	A
1959	L	17	20	H
1960	L	10	21	A
1961	W	20	7	H
1962	W	30	13	A
1963	W	28	17	H
1964	W	21	3	A
1965	W	9	7	H
1966	W	13	7	A
1967	L	3	26	H
1968	W	20	0	A
1969	W	29	28	H
1970	L	14	22	A
1971	W	14	0	H
1972	L	21	24	A
1973	W	26	17	H
1974	W	22	20	A
1975	L	15	48	H
1976	W	27	24	A
1977	W	21	3	H
1978	W	30	10	A
1979	L	14	21	H
1980	L	23	28	A
1981	W	42	21	H
1982	L	20	25	A
1983	L	18	27	H
1984	W	27	10	A
1985	W	24	22	H
1986	L	11	17	A
1987	W	31	7	H
1988	T	19	19	A
1989	W	24	14	H
1990	W	27	25	A
1991	W	38	21	H
1992	W	41	21	A
1993	L	17	46	H
1994	L	23	24	A
1995	W	29	24	H
1996	W	42	21	A
1997	W	21	20	H
1998	W	10	3	A
1999	W	31	13	H

2000	W	36	30 [OT]	A
2001	W	35	28	H
2002	L	7	30	A
2003	L	16	28	H
2004	L	6	41	A
2005	L	3	27	H
2006	L	17	26	A
2007	W	20	13	H
2008	L	16	37	A
2009	L	28	34	H
2010	W	48	14	A
2011	W	31	28	H
2012	W	21	3	A
2013	W	63	13	H
2014	W	38	17	A
2015	W	35	22	H
2016	W	45	31	A
2017	W	17	14	H
2018	W	23	13	A
2019	L	20	24	H

Cal Tech (3-0-0)				
Season	Result	Stanford	CT	Site
1926	W	13	0	H
1929	W	39	0	H
1930	W	57	7	H

Chicago (1-1-0)				
Season	Result	Stanford	UC	Site
1894	L	4	24	S.F.
1894	W	12	0	L.A.

Clemson (0-1-0)				
Season	Result	Stanford	CU	Site
1986	L	21	27	N

Colorado (6-5-0)				
Season	Result	Stanford	CU	Site
1904	W	33	0	A
1977	L	21	27	A
1987	L	17	31	A
1990	L	17	21	A
1991	W	28	21	H
1993	W	41	37	H
2011	W	48	7	H
2012	W	48	0	A
2015	W	42	10	A
2016	L	5	10	H
2019	L	13	16	A

Columbia (0-2-1)				
Season	Result	Stanford	CU	Site
1934	L	0	7	N
1936	L	0	7	A
1937	T	0	0	A

Cornell (1-0-0)				
Season	Result	Stanford	CU	Site
1991	W	56	6	H

Dartmouth (4-0-0)				
Season	Result	Stanford	DC	Site
1930	W	14	7	H
1931	W	32	6	A
1938	W	23	13	H
1939	W	14	3	A

Duke (3-1-0)				
Season	Result	Stanford	Duke	Site
1971	L	3	9	H
1972	W	10	6	A
2011	W	44	14	A
2012	W	50	13	H



STANFORD RECORDS VS. OPPONENT



East Carolina (0-1-0)				
Season	Result	Stanford	ECU	Site
1995	L	13	19	N

Fresno State (3-0-0)				
Season	Result	Stanford	FSU	Site
1926	W	44	0	H
1927	W	44	7	H
1928	W	47	0	H

Georgia (1-0-0)				
Season	Result	Stanford	UGA	Site
1978	W	25	22	N

Georgia Tech (0-2-0)				
Season	Result	Stanford	GT	Site
1991	L	17	18	N
2001	L	14	24	N

Harvard (1-0-0)				
Season	Result	Stanford	HU	Site
1949	W	44	0	H

Hawaii (3-0-0)				
Season	Result	Stanford	UH	Site
1946	W	18	7	A
1950	W	74	20	N
1972	W	39	7	A

Idaho (6-1-0)				
Season	Result	Stanford	UI	Site
1923	W	17	7	H
1924	W	3	0	A
1928	W	47	0	S.F.
1942	W	54	7	H
1946	W	45	0	H
1947	L	16	19	H
1949	W	63	0	H

Illinois (6-4-0)				
Season	Result	Stanford	UI	Site
1952	L	7	40	N
1953	L	21	33	A
1954	W	12	2	H
1966	W	6	3	A
1973	W	24	0	A
1974	L	7	41	H
1977	W	37	24	H
1978	W	35	10	A
1983	L	7	17	A
1984	W	34	19	H

Iowa (1-0-0)				
Season	Result	Stanford	Iowa	Site
2016	W	45	16	N

Kansas (1-0-0)				
Season	Result	Stanford	KU	Site
1967	W	21	20	H

Kansas State (1-0-0)				
Season	Result	Stanford	KSU	Site
2016	W	26	13	H

LSU (1-0-0)				
Season	Result	Stanford	LSU	Site
1977	W	24	14	N

Maryland (1-0-0)				
Season	Result	Stanford	UM	Site
2014	W	45	21	N

Michigan (3-6-1)				
Season	Result	Stanford	UM	Site
1902	L	0	49	N
1947	L	13	49	A
1949	L	7	27	H
1951	W	23	13	A
1952	W	14	7	H
1972	W	13	12	N
1973	L	10	47	A
1974	L	16	27	H
1975	T	19	19	A
1976	L	0	51	A

Michigan State (2-4-0)				
Season	Result	Stanford	MSU	Site
1955	L	14	38	A
1956	L	7	21	H
1961	L	3	31	A
1962	W	16	13	H
1996	W	38	0	N
2014	L	20	24	N

Minnesota (1-1-1)				
Season	Result	Stanford	UM	Site
1930	T	0	0	A
1931	W	13	0	H
1966	L	21	35	A

Missouri (1-0-0)				
Season	Result	Stanford	UM	Site
1971	W	19	0	A

Montana (4-0-0)				
Season	Result	Stanford	UM	Site
1924	W	41	3	H
1933	W	33	7	H
1935	W	32	0	H
1948	W	39	7	H

Navy (1-2-1)				
Season	Result	Stanford	Navy	Site
1954	L	0	25	H
1965	T	7	7	H
2005	W	41	38	A
2006	L	9	37	H

Nebraska (1-0-0)				
Season	Result	Stanford	NU	Site
1941	W	21	13	N

Nevada (16-1-2)				
Season	Result	Stanford	UN	Site
1899	W	17	5	H
1900	L	0	6	H
1901	W	12	0	H
1902	W	11	5	H
1903	T	0	0	H
1904	W	17	0	H
1905	W	21	0	H
1906	W	11	0	H
1907	W	31	0	N
1908	W	14	0	A
1909	W	26	0	H
1910	W	8	0	H
1911	W	41	0	H
1921	T	14	14	H
1922	W	17	7	H
1923	W	27	0	H
1926	W	33	9	H
1927	W	20	2	H
1931	W	26	0	H

North Carolina (2-1-0)				
Season	Result	Stanford	UNC	Site
1997	L	17	28	A
1998	W	37	34	H
2016	W	25	23	N

Northwestern (4-2-2)				
Season	Result	Stanford	NU	Site
1933	T	0	0	A
1934	W	20	0	H
1957	W	26	6	H
1958	L	0	28	A
1992	W	35	24	H
1994	T	41	41	A
2015	L	6	16	A
2019	W	17	7	H

Notre Dame (13-21-0)				
Season	Result	Stanford	ND	Site
1925	L	10	27	N
1942	L	0	27	A
1963	W	24	14	H
1964	L	6	28	A
1988	L	14	42	A
1989	L	17	27	H
1990	W	36	31	A
1991	L	26	42	H
1992	W	33	16	A
1993	L	20	48	H
1994	L	15	34	A
1997	W	33	15	H
1998	L	17	35	A
1999	W	40	37	H
2000	L	14	20	A
2001	W	17	13	H
2002	L	7	31	A
2003	L	7	57	H
2004	L	15	23	A
2005	L	31	38	H
2006	L	10	31	A
2007	L	14	21	H
2008	L	21	28	A
2009	W	45	38	H
2010	W	37	14	A
2011	W	28	14	H
2012	L	13	20 [OT]	A
2013	W	27	20	H
2014	L	14	17	A
2015	W	38	36	H
2016	W	17	10	A
2017	W	38	20	H
2018	L	17	38	A
2019	L	24	45	H

Occidental (4-0-0)				
Season	Result	Stanford	OC	Site
1923	W	42	0	A
1924	W	20	6	H
1925	W	28	0	H
1926	W	19	0	H

Ohio State (3-2-0)				
Season	Result	Stanford	OSU	Site
1955	W	6	0	H
1956	L	20	32	A
1971	W	27	17	N
1981	L	19	24	H
1982	W	23	20	A

Oklahoma (1-4-0)				
Season	Result	Stanford	OU	Site
1978	L	39	35	H
1980	W	31	14	A
1983	L	14	27	H
1984	L	7	19	A
2009	L	27	31	N

Oklahoma State (0-1-0)				
Season	Result	Stanford	OSU	Site
2012	L	38	41 [OT]	N

Oregon (49-33-1)				
Season	Result	Stanford	UO	Site
1900	W	34	0	H
1904	W	35	0	H
1905	W	10	4	H
1920	W	10	0	H
1923	W	14	3	A
1924	W	28	13	H
1925	W	35	13	H
1926	W	29	12	A
1927	W	19	0	H
1928	W	26	12	A
1929	W	33	7	H
1936	T	7	7	H
1937	L	6	7	A
1938	W	27	16	H
1939	L	0	10	A
1940	W	13	0	H
1941	W	19	15	H
1947	L	6	21	H
1948	L	12	20	H
1951	W	27	20	A
1952	L	20	21	H
1953	W	7	0	A
1954	W	18	13	A
1955	W	44	7	H
1956	W	21	7	A
1957	L	26	27	H
1958	L	0	12	A
1959	L	27	28	H
1960	L	6	27	A
1961	L	7	19	H
1962	L	14	28	A
1963	L	7	36	H
1964	W	10	8	A
1965	W	17	14	H
1966	L	3	7	A
1967	W	17	14	H
1968	W	28	12	A
1969	W	28	0	H
1970	W	33	10	A
1971	W	38	10	H
1972	L	13	15	A
1973	W	24	7	H
1974	W	17	0	A
1975	W	33	30	H
1976	W	28	17	A
1977	W	20	10	H
1979	L	7	16	H
1980	W	35	26	A
1981	W	42	3	H
1983	L	7	16	H
1985	L	28	45	A
1986	W	41	7	A
1987	W	13		



STANFORD RECORDS VS. OPPONENT



1994	L	21	55	H
1995	W	28	21	A
1996	W	27	24 [OT]	H
1997	W	58	49	H
1998	L	28	63	A
2001	W	49	42	A
2002	L	14	41	A
2003	L	0	35	A
2004	L	13	16	H
2005	L	20	44	H
2006	L	10	48	A
2007	L	31	55	H
2008	L	28	35	A
2009	W	51	42	H
2010	L	31	52	A
2011	L	30	53	H
2012	W	17	14 [OT]	A
2013	W	26	20	H
2014	L	16	45	A
2015	L	36	38	H
2016	W	52	27	A
2017	W	49	7	H
2018	W	38	31 [OT]	A
2019	L	6	21	H

Oregon State (58-25-3)				
Season	Result	Stanford	OSU	Site
1919	W	14	6	A
1921	W	14	7	H
1922	W	6	0	A
1925	W	26	10	H
1927	W	24	6	A
1929	W	40	7	H
1930	W	13	7	H
1931	W	25	7	H
1932	W	27	0	A
1934	W	17	0	H
1936	W	20	14	A
1937	T	0	0	H
1938	L	0	6	A
1939	L	0	12	H
1940	W	23	14	H
1941	L	0	10	A
1942	W	49	13	H
1946	T	0	0	A
1947	L	7	13	H
1949	W	27	7	H
1950	W	21	0	H
1951	W	35	14	H
1952	W	41	28	A
1953	W	21	0	H
1955	L	0	10	A
1956	L	19	20	H
1957	L	14	24	A
1958	L	16	24	H
1959	W	39	22	A
1960	L	21	25	H
1961	W	34	0	A
1962	L	0	27	H
1963	L	7	10	A
1964	W	16	7	H
1967	L	7	13	A
1968	L	7	29	H
1969	W	33	0	A
1970	W	48	10	H
1971	W	31	24	A
1972	W	17	11	H
1973	W	24	23	A
1974	W	17	13	A
1975	W	28	22	A
1976	W	24	3	H
1977	W	26	7	A
1978	W	24	6	H

1979	L	31	33	A
1980	W	54	13	H
1981	W	63	9	A
1982	W	45	5	H
1983	L	18	31	A
1984	W	28	21	A
1985	W	39	24	H
1986	W	17	7	A
1987	W	38	7	A
1988	T	20	20	H
1989	L	16	20	A
1990	W	37	3	H
1991	W	40	10	H
1992	W	27	21	A
1993	W	31	27	H
1994	W	35	29	A
1995	W	24	3	H
1996	L	12	26	A
1997	W	27	24	A
1998	L	23	30	H
1999	W	21	17	H
2000	L	6	38	A
2002	L	21	31	H
2003	L	3	43	A
2004	L	19	24	H
2005	W	20	17	A
2006	L	7	30	H
2007	L	6	23	A
2008	W	36	28	H
2009	L	28	38	A
2010	W	38	0	H
2011	W	38	13	A
2012	W	27	23	H
2013	W	20	12	A
2014	W	38	14	H
2015	W	42	24	A
2016	W	26	15	H
2017	W	15	14	A
2018	W	48	17	H
2019	W	31	28	A

Pacific (4-1-0)				
Season	Result	Stanford	UOP	Site
1953	L	20	25	H
1954	W	13	12	A
1955	W	33	14	H
1959	W	21	6	H
1968	W	24	0	A

Penn State (1-4-0)				
Season	Result	Stanford	PSU	Site
1973	L	6	20	H
1974	L	20	24	A
1975	L	14	34	A
1976	L	12	15	A
1993	W	24	3	N

Pitt (2-2-0)				
Season	Result	Stanford	Pitt	Site
1922	L	7	16	H
1928	W	7	6	N
1932	L	0	7	A
2018	W	14	13	N

Purdue (1-3-0)				
Season	Result	Stanford	PU	Site
1969	L	35	36	A
1970	L	14	26	H
1981	L	19	27	A
1982	W	35	14	A

Rice (3-3-0)				
Season	Result	Stanford	Rice	Site
1957	L	7	34	A
1958	L	7	30	H
1963	L	13	23	A
1964	W	34	7	H
2016	W	41	17	H
2017	W	62	7	N

Sacramento State (1-0-0)				
Season	Result	Stanford	SS	Site
2010	W	52	17	H

Saint Mary's (4-1-0)				
Season	Result	Stanford	SMC	Site
1919	W	34	0	H
1920	W	41	0	H
1921	W	10	7	H
1922	W	9	0	H
1927	L	0	16	H

San Diego State (4-2-0)				
Season	Result	Stanford	SDSU	Site
1985	L	22	41	A
1986	W	17	10	H
1987	W	44	40	A
1988	W	31	10	H
2017	L	17	20	A
2018	W	31	10	H

San Francisco (8-0-0)				
Season	Result	Stanford	USF	Site
1932	W	20	7	A
1933	W	20	13	A
1934	W	3	0	H
1935	W	10	0	A
1940	W	27	0	A
1941	W	42	26	H
1946	W	33	7	H
1950	W	55	7	H

San Jose State (52-14-1)				
Season	Result	Stanford	SJSU	Site
1900	W	35	0	A
1900	W	24	0	H
1933	W	27	0	H
1934	W	48	0	H
1935	W	35	0	H
1948	W	26	20	H
1949	W	49	0	H
1950	W	33	16	H
1951	W	26	13	H
1952	W	35	13	H
1953	W	54	0	H
1954	L	14	19	H
1955	W	34	18	H
1956	W	40	20	H
1957	W	46	7	H
1959	W	54	38	H
1960	L	20	34	H
1961	W	17	6	H
1962	W	21	9	H
1963	W	29	13	H
1964	W	10	8	H
1965	W	26	6	H
1966	W	25	21	H
1967	W	28	14	H
1968	W	68	20	H
1969	W	63	21	H
1970	W	34	3	H
1971	L	12	13	H
1972	W	44	0	H
1973	W	23	12	H

1974	T	21	21	H
1975	L	34	36	H
1976	W	28	23	H
1977	W	31	26	H
1978	W	38	9	H
1979	W	45	29	H
1980	W	35	21	H
1981	L	6	28	H
1982	L	31	35	H
1983	L	10	23	H
1984	W	28	27	H
1985	W	41	7	H
1986	W	28	10	H
1987	L	17	24	H
1988	W	44	12	H
1989	L	33	40	H
1990	L	23	29	H
1992	W	37	13	H
1993	W	31	28	H
1994	W	51	20	H
1995	W	47	33	A
1996	W	25	2	H
1997	W	28	12	H
1998	L	23	35	H
1999	L	39	44	H
2000	L	27	40	H
2001	W	41	14	A
2002	W	63	26	H
2003	W	31	10	H
2004	W	43	3	H
2006	L	34	35	A
2007	W	37	0	H
2008	W	23	10	H
2009	W	42	17	H
2011	W	57	3	H
2012	W	20	17	H
2013	W	34	13	H

Santa Clara (22-11-2)				
Season	Result	Stanford	SCU	Site
1912	L	10	15	H
1914	W	13	0	H
1915	W	30	0	S.F.
1916	L	5	38	H
1917	W	15	11	H
1918	W	13	0	H
1920	W	21	7	A
1922	W	7	0	H
1923	W	55	6	H
1924	W	20	0	H
1925	W	20	3	H
1926	W	33	14	H
1927	L	6	13	H
1928	W	31	0	H
1929	L	7	13	H
1930	W	20	0	H
1931	W	6	0	H
1932	W	14	0	H
1933	W	7	0	H
1934	T	7	7	H
1935	W	9	6	H
1936	L	0	13	H
1937	L	7	13	H
1938	L	0	22	H
1939	L	7	27	H
1940	W	7	6	H
1941	W	27	7	H
1942	L	6	14	S.F.
1946	W	33	27	H
1947	L	7	13	H
1948	L	14	27	H
1949	T	7	7	H
1950	W	23	13	H



STANFORD RECORDS VS. OPPONENT



1951	W	21	14	H
1952	W	28	13	H
SMU (1-0-0)				
Season	Result	Stanford	SMU	Site
1936	W	7	0	N
Texas (2-2-0)				
Season	Result	Stanford	UT	Site
1985	L	34	38	H
1986	W	31	20	A
1999	L	17	69	A
2000	W	27	24	H
Texas A&M (0-1-0)				
Season	Result	Stanford	TAMU	Site
1992	L	7	10	N
TCU (0-3-0)				
Season	Result	Stanford	TCU	Site
2007	L	36	38	H
2008	L	14	31	A
2017	L	37	39	N
Tulane (7-1-0)				
Season	Result	Stanford	TU	Site
1961	W	9	7	H
1962	W	6	3	A
1965	W	16	0	A
1966	W	33	14	H
1977	W	21	17	A
1978	W	17	14	H
1979	L	10	33	A
1980	W	19	14	H
UC Davis (3-1-0)				
Season	Result	Stanford	UCD	Site
1932	W	59	0	H
2005	L	17	20	H
2014	W	45	0	H
2018	W	30	10	H
UCF (1-1-0)				
Season	Result	Stanford	UCF	Site
2015	W	31	7	H
2019	L	27	45	A
UCLA (42-46-3)				
Season	Result	Stanford	UCLA	Site
1925	W	82	0	H
1928	W	45	7	H
1929	W	57	0	A
1930	W	20	0	H
1931	W	12	6	H
1932	L	6	13	A
1933	W	3	0	H
1934	W	27	0	A
1935	L	6	7	H
1936	W	19	6	A
1937	W	12	7	H
1938	L	0	6	A
1939	T	14	14	H
1940	W	20	14	A
1941	W	33	0	H
1942	L	7	21	H
1946	L	6	26	A
1947	L	6	39	H
1948	W	34	14	A
1949	L	7	14	H
1950	L	7	21	A
1951	W	21	7	H
1952	L	14	24	A
1953	W	21	20	H

1954	L	0	72	A
1955	L	13	21	H
1956	L	13	14	A
1957	W	20	6	H
1958	W	21	19	A
1959	L	13	55	H
1960	L	8	26	A
1961	L	0	20	H
1962	W	17	7	A
1963	L	9	10	H
1964	L	20	27	A
1965	L	13	30	H
1966	L	0	10	A
1967	L	16	21	H
1968	L	17	20	A
1969	T	20	20	H
1970	W	9	7	A
1971	W	20	9	H
1972	L	23	28	A
1973	L	13	59	H
1974	T	13	13	A
1975	L	23	31	H
1976	L	20	38	A
1977	W	32	28	H
1978	L	26	27	A
1979	W	27	24	H
1980	L	21	35	A
1981	W	26	23	H
1982	L	35	38	A
1983	L	21	39	H
1984	W	23	21	A
1985	L	9	34	H
1986	W	28	23	A
1987	L	0	49	H
1988	L	17	27	A
1989	W	17	14	H
1990	L	31	32	A
1991	W	27	10	H
1992	W	19	7	A
1993	L	25	28	H
1994	L	30	31	A
1995	L	28	42	H
1996	W	21	20	A
1997	L	7	27	H
1998	L	24	28	A
1999	W	42	32	H
2000	L	35	37	A
2001	W	38	28	H
2002	L	18	28	A
2003	W	21	14	H
2004	L	0	21	A
2005	L	27	30	H
2006	L	0	31	A
2007	L	17	45	H
2008	L	20	23	A
2009	W	24	16	H
2010	W	35	0	A
2011	W	45	19	H
2012	W	35	17	A
2012	W	27	24	H
2013	W	24	10	H
2014	W	31	10	A
2015	W	56	35	H
2016	W	22	13	A
2017	W	58	34	H
2018	W	49	42	A
2019	L	16	34	H
USC (33-63-3)				
Season	Result	Stanford	USC	Site
1905	W	16	0	H
1919	L	0	13	A
1920	L	0	10	A

1922	L	0	6	H
1923	L	7	14	H
1925	W	13	9	A
1926	W	13	12	A
1927	T	13	13	H
1928	L	0	10	A
1929	L	0	7	H
1930	L	12	41	A
1931	L	0	19	A
1932	L	0	13	H
1933	W	13	0	A
1934	W	16	0	H
1935	W	3	0	A
1936	L	7	14	H
1937	W	7	6	A
1938	L	2	13	H
1939	L	0	33	A
1940	W	21	7	H
1941	W	13	0	A
1942	W	14	6	S.F.
1946	L	20	28	H
1947	L	0	14	A
1948	L	6	7	H
1949	W	34	13	A
1950	T	7	7	H
1951	W	27	20	A
1952	L	7	54	H
1953	L	20	23	A
1954	L	7	21	H
1955	W	28	20	A
1956	W	27	19	H
1957	W	35	7	A
1958	L	6	29	H
1959	L	28	30	A
1960	L	6	21	H
1961	L	15	30	A
1962	L	14	39	H
1963	L	11	25	A
1964	L	10	15	H
1965	L	0	14	A
1966	L	7	21	H
1967	L	0	30	A
1968	L	24	27	H
1969	L	24	26	A
1970	W	24	14	H
1971	W	33	18	A
1972	L	21	30	H
1973	L	26	27	A
1974	L	10	34	H
1975	W	13	10	A
1976	L	24	48	H
1977	L	0	49	A
1978	L	7	13	H
1979	T	21	21	A
1980	L	9	34	H
1981	L	17	25	A
1982	L	21	41	H
1983	L	7	30	A
1984	L	11	20	H
1985	L	6	30	A
1986	L	0	10	A
1987	L	24	39	A
1988	L	20	24	H
1989	L	0	19	A
1990	L	22	37	H
1991	W	24	21	A
1992	W	23	9	H
1993	L	20	48	A
1994	L	20	27	H
1995	L	30	31	A
1996	W	24	20	H
1997	L	21	45	A
1998	L	9	34	H

1999	W	35	31	A
2000	W	32	30	H
2001	W	21	16	A
2002	L	17	49	H
2003	L	21	44	A
2004	L	28	31	H
2005	L	21	51	A
2006	L	0	42	H
2007	W	24	23	A
2008	L	23	45	H
2009	W	55	21	A
2010	W	37	35	H
2011	W	56	48 [3OT]	A
2012	W	21	14	H
2013	L	17	20	A
2014	L	10	13	H
2015	W	41	31	A
2015	W	41	22	N
2016	W	27	10	H
2017	L	24	42	A
2017	L	28	31	N
2018	W	17	3	H
2019	L	20	45	A
Utah (4-5-0)				
Season	Result	Stanford	Utah	Site
1902	W	35	11	A
1924	W	30	0	N
1989	L	24	27	H
1995	W	27	20	A
1996	L	10	17	H
2013	L	21	27	A
2014	L	17	20 [2OT]	H
2017	W	23	20	A
2018	L	21	40	H
Utah Agriculture (1-0-0)				
Season	Result	Stanford	UA	Site
1904	W	57	0	H
Virginia Tech (1-0-0)				
Season	Result	Stanford	VT	Site
2011	W	40	12	N
Wake Forest (1-1-0)				
Season	Result	Stanford	WF	Site
2009	L	17	24	A
2010	W	68	24	H
Washington (43-43-4)				
Season	Result	Stanford	UW	Site
1893	W	40	0	A
1920	W	3	0	A
1921	T	0	0	A
1922	L	8	12	H
1925	L	0	13	A
1926	W	29	10	H
1927	W	13	7	A
1928	W	12	0	H
1929	W	6	0	A
1930	W	25	7	H
1931	T	0	0	A
1932	L	13	18	H
1933	L	0	6	A
1934	W	24	0	H
1935	W	6	0	A
1936	T	14	14	H
1937	W	13	7	A
1938	L	7	10	H
1939	L	5	8	A
1940	W	20	10	H
1941	W	13	7	A
1942	W	20	7	S.F.



STANFORD RECORDS VS. OPPONENT



1946	L	15	21	H	1938	W	8	0	H
1947	L	0	25	A	1939	L	0	7	H
1948	W	20	0	H	1940	W	26	14	A
1949	W	40	0	A	1941	L	13	14	H
1950	L	7	21	H	1942	L	0	6	H
1951	W	14	7	A	1946	W	27	26	H
1952	L	14	27	H	1948	L	7	14	A
1953	W	13	7	A	1950	W	28	18	H
1954	W	13	7	H	1951	W	21	13	A
1955	T	7	7	A	1952	W	14	13	H
1956	L	13	34	H	1953	W	48	19	H
1957	W	21	14	A	1954	L	26	30	H
1958	W	22	12	H	1956	W	40	26	A
1959	L	0	10	A	1957	L	18	21	H
1960	L	10	29	H	1958	L	6	40	A
1961	L	0	13	A	1959	L	19	36	H
1962	L	0	14	H	1960	L	14	15	A
1963	L	11	19	A	1961	L	0	30	H
1964	L	0	6	H	1962	L	6	21	A
1965	L	8	41	A	1963	L	15	32	H
1966	L	20	22	H	1964	L	23	29	A
1967	W	14	7	A	1967	W	31	10	H
1968	W	35	20	H	1968	T	21	21	A
1969	W	21	7	A	1969	W	49	0	H
1970	W	29	22	H	1970	W	63	16	A
1971	W	17	6	A	1971	L	23	24	H
1972	W	24	0	H	1972	L	13	27	A
1973	W	23	14	A	1973	W	45	14	H
1974	W	34	17	H	1974	W	20	18	A
1975	W	24	21	A	1975	W	54	14	H
1976	W	34	28	H	1976	W	22	16	A
1977	L	21	45	A	1977	W	31	29	H
1978	L	31	34	H	1978	W	43	27	A
1980	L	24	27	H	1980	W	48	34	A
1981	L	31	42	A	1982	W	31	26	A
1982	W	43	31	H	1984	L	42	49	H
1983	L	15	32	A	1986	W	42	12	H
1984	L	15	37	H	1987	W	44	7	A
1985	L	0	34	A	1988	L	21	24	H
1986	L	14	24	H	1989	L	13	31	A
1987	L	21	31	A	1990	W	31	13	H
1988	L	25	28	A	1991	W	49	14	A
1990	L	16	52	H	1992	W	40	3	H
1991	L	7	42	H	1995	W	36	28	A
1992	L	7	41	A	1996	W	33	17	H
1993	L	14	31	A	1997	L	28	38	A
1994	W	46	28	H	1998	W	38	28	H
1995	L	28	38	H	1999	W	54	17	H
1996	L	6	27	A	2000	W	24	10	A
1999	L	30	35	A	2001	L	39	45	H
2000	L	28	31	H	2002	L	11	36	H
2001	L	28	42	A	2003	L	14	24	H
2003	L	17	28	A	2004	W	23	17	A
2004	W	27	13	H	2005	W	24	21	A
2006	W	20	3	A	2006	L	10	36	H
2007	L	9	27	H	2007	L	17	33	A
2008	W	35	28	A	2008	W	58	0	H
2009	W	34	14	H	2009	W	39	13	A
2010	W	41	0	A	2010	W	38	28	H
2011	W	65	21	H	2011	W	44	14	A
2012	L	13	17	A	2012	W	24	17	H
2013	W	31	28	H	2013	W	55	17	A
2014	W	20	13	A	2014	W	34	17	H
2015	W	31	14	H	2015	W	30	28	A
2016	L	6	44	A	2016	L	16	42	H
2017	W	30	22	H	2017	L	21	24	A
2018	L	23	27	A	2018	L	38	41	H
2019	W	23	13	H	2019	L	22	49	A

Willamette (1-0-0)

Season	Result	Stanford	WU	Site
1905	W	12	0	H

Wisconsin (1-4-1)

Season	Result	Stanford	WIS	Site
1959	L	14	16	A
1960	L	7	24	H
1995	T	24	24	H
1996	L	0	14	A
1999	L	9	17	N
2013	W	20	14	N

Washington State (40-29-1)

Season	Result	Stanford	WSU	Site
1936	L	13	14	A
1937	W	23	0	H

West Virginia (1-0-0)

Season	Result	Stanford	WVU	Site
1972	W	41	35	H



STANFORD YEAR-BY-YEAR RECORDS



1891 (3-1)
 Captain • John R. Whittemore

Jan. 30	Hopkins Academy.....	W	10-6
Feb. 6	Berkeley Gym	W	22-0
Feb. 13	Olympic Club	L	6-10
March 19	California •.....	W	14-10

• San Jose, Calif.
 •• San Francisco, Calif. (Haight Street Grounds)

1892 (1-0-2)
 Coach • Walter Camp
 Captain • Carl L. "Clem" Clemens

Nov. 30	Olympic Club	W	20-5
Dec. 11	Olympic Club •.....	T	14-14
Dec. 17	California •.....	T	10-10

• San Francisco, Calif. (Haight Street Grounds)

1893 (8-0-1)
 Coach • C.D. "Pop" Bliss
 Captain • J.F. Wilson

Nov. 4	Olympic Club •.....	W	46-0
Nov. 11	Reliance Club •.....	W	34-0
Nov. 18	Olympic Club •.....	W	24-11
Nov. 30	California •.....	T	6-6
Dec. 16	Reliance Club •.....	W	18-0
Dec. 25	at Tacoma	W	48-0
Dec. 27	at Port Townsend	W	50-0
Dec. 29	at Washington	W	40-0
Jan. 1	at Multnomah •.....	W	18-0

• San Francisco, Calif. (Haight Street Grounds)
 •• San Jose, Calif.
 ••• Portland, Ore.

1894 (6-3)
 Coach • Walter Camp
 Captain • Paul M. Downing

Oct. 20	Reliance Athletic Club •.....	L	4-12
Oct. 27	at Santa Cruz.....	W	14-4
Nov. 3	Reliance Club •.....	L	6-12
Nov. 10	at Sacramento Club.....	W	6-0
Nov. 14	Reliance Athletic Club	W	20-0
Nov. 29	California •.....	W	6-0
Dec. 25	Chicago •.....	L	4-24
Dec. 29	Chicago •.....	W	12-0
Jan. 1	at Los Angeles Athletic Club....	W	28-0

• San Francisco, Calif. (Haight Street Grounds)
 •• Los Angeles, Calif.

1895 (4-0-1)
 Coach • Walter Camp
 Captain • Guy H. Cochran

Oct. 19	Olympic Club	W	4-0
Oct. 22	Reliance Athletic Club	W	8-0
Nov. 5	Olympic Club •.....	W	10-2
Nov. 16	Olympic Club	W	6-0
Nov. 28	California •.....	T	6-6

• San Francisco, Calif. (Central Park at 8th and Market)

1896 (2-1-1)
 Coach • Harold P. "Harry" Cross
 Captain • Charles M. Fickert

Oct. 10	Olympic Club •.....	T	0-0
Oct. 24	Reliance Athletic Club	W	10-0
Oct. 31	Olympic Club •.....	L	0-4
Nov. 26	California •.....	W	20-0

• San Francisco, Calif. (Central Park at 8th and Mission)

1897 (4-1)
 Coach • George H. Brooke
 Captain • Stewart W. Cotton

Oct. 9	Reliance Athletic Club •.....	W	6-4
Oct. 23	Reliance Athletic Club •.....	W	8-6
Oct. 30	Reliance Athletic Club •.....	W	12-6
Nov. 13	Reliance Athletic Club •.....	L	0-10
Nov. 25	California.....	W	28-0

• San Francisco, Calif. (Recreation Grounds)
 •• at San Jose, Calif.

1898 (5-3-1)
 Coach • Harold P. Cross
 Captain • Forrest S. Fisher

Sept. 30	Washington Volunteers	W	22-0
Oct. 5	Kansas Volunteers	W	10-0
Oct. 8	Olympic Club •.....	W	22-0
Oct. 14	Kansas Volunteers	W	15-11
Oct. 20	Iowa Volunteers.....	L	0-6
Oct. 28	League of the Cross	W	18-5
Nov. 5	Olympic Club •.....	T	6-6
Nov. 8	Olympic Club •.....	L	0-12
Nov. 24	California •.....	L	0-22

• San Francisco, Calif. (Recreation Grounds)

1899 (2-5-2)
 Coach • B.C. "Burr" Chamberlain
 Captain • Chester G. "Chet" Murphy

Sept. 7	Olympic Club •.....	T	0-0
Oct. 5	Olympic Club •.....	T	0-0
Oct. 7	Olympic Club •.....	L	5-6
Oct. 27	Olympic Club	L	5-16
Nov. 11	Nevada	W	17-5
Nov. 27	Olympic Club •.....	L	0-10
Nov. 30	California •.....	L	0-30
Dec. 16	at Multnomah Club •.....	L	6-11
Dec. 25	at All-Seattle	W	28-0

• San Francisco, Calif.
 •• Portland, Ore.

1900 (7-2-1)
 Coach • Fielding H. Yost
 Captain • William W. Burnett

Sept. 29	Reliance Athletic Club	W	6-0
Oct. 11	at San Jose Normal	W	35-0
Oct. 13	Reliance Club •.....	W	6-0
Oct. 20	San Jose Normal.....	W	24-0
Oct. 26	Stanford Alumni.....	L	0-14
Nov. 3	Reliance Athletic Club	W	44-0
Nov. 10	Oregon	W	34-0
Nov. 17	Nevada	L	0-6
Nov. 29	California •.....	W	5-0
Dec. 25	at Multnomah Club •.....	T	0-0

• San Francisco, Calif.
 •• Portland, Ore.

1901 (3-2-2)
 Coach • Charles M. Fickert
 Captain • R.S. Fischer

Sept. 7	Olympic Club	W	6-0
Oct. 5	Reliance Club •.....	T	0-0
Oct. 12	Olympic Club •.....	T	6-6
Oct. 26	Reliance Club	W	10-0
Nov. 2	Nevada	W	12-0
Nov. 9	California •.....	L	0-2
Jan. 1	vs. Michigan •.....	L	0-49

• San Francisco, Calif.
 •• Pasadena, Calif. (Rose Bowl)

1902 (6-1)
 Coach • Carl L. "Clem" Clemens
 Captain • H.S. "Tubby" Lee

Sept. 27	Reliance Athletic Club	W	12-0
Oct. 4	Stanford Alumni.....	W	18-0
Oct. 11	Reliance Club	W	12-0
Oct. 27	Nevada	W	11-5
Nov. 1	Reliance Athletic Club	W	23-5
Nov. 8	California •.....	L	0-16
Nov. 27	at Utah.....	W	35-11

• at San Francisco, Calif.

1903 (8-0-3)
 Coach • James F. Lanagan
 Captain • Louis P. "Little Bansi" Bansbach

Sept. 19	Reliance Athletic Club	T	0-0
Sept. 26	Pensacola.....	W	17-0
Oct. 3	Reliance Club	W	34-0
Oct. 10	Pensacola.....	W	34-0
Oct. 15	Fort Baker	W	57-0
Oct. 24	Nevada	T	0-0
Oct. 28	Chemawa Indians	W	33-0
Oct. 31	Reliance Club	W	17-0
Nov. 7	Multnomah Club.....	W	11-0
Nov. 14	California •.....	T	6-6
Nov. 28	Sherman Indians •.....	W	18-0

• San Francisco, Calif. (Richmond Field)
 •• Los Angeles, Calif.

1904 (7-2-1)
 Coach • James F. Lanagan
 Captain • George H. Clark

Sept. 19	Olympic Club	L	0-5
Sept. 26	Pensacola.....	W	34-0
Oct. 1	Olympic Club	W	12-0
Oct. 8	Sherman Indians	L	0-5
Oct. 12	Multnomah Club	T	0-0
Oct. 20	Nevada	W	17-0
Oct. 29	Oregon	W	35-0
Nov. 5	Utah Agricultural College	W	57-0
Nov. 12	at California	W	18-0
Nov. 24	at Colorado	W	33-0

1905 (8-0)
 Coach • James F. Lanagan
 Captain • A.J. "Bull" Chalmers

Sept. 23	St. Vincent	W	10-0
Sept. 30	Willamette.....	W	12-0
Oct. 7	15th Infantry.....	W	51-0
Oct. 14	Oregon	W	10-4
Oct. 21	Nevada	W	21-0
Oct. 28	Sherman Indians •.....	W	6-4
Nov. 4	USC	W	16-0
Nov. 11	California.....	W	12-5

• Los Angeles, Calif.

1906 (6-2-1) • Rugby
 Coach • James F. Lanagan
 Captain • Edmund Plowden "Stump" Stott

Oct. 20	Nevada	W	11-0
Oct. 27	Pomona	W	26-0
Oct. 31	Vancouver	W	5-3
Nov. 3	Vancouver	W	16-6
Nov. 10	California.....	W	6-3
Dec. 25	at Vancouver.....	L	9-11
Dec. 29	at Vancouver.....	L	0-3
Jan. 1	at Vancouver.....	T	3-3
Jan. 5	Victoria •.....	W	11-0

• Los Angeles, Calif.
 •• Seattle, Wash.

1907 (8-4) • Rugby
 Coach • James F. Lanagan
 Captain • William "Dutch" Koerner

Sept. 28	Barbarians.....	W	10-6
Oct. 5	Castaways of Los Angeles	W	15-11
Oct. 18	Barbarians •.....	W	16-13
Oct. 23	Nevada •.....	W	31-0
Oct. 28	Barbarians •.....	L	6-13
Oct. 30	Vancouver •.....	W	23-12
Nov. 2	Vancouver •.....	W	5-3
Nov. 9	California.....	W	21-11
Dec. 25	at Vancouver	L	0-3
Dec. 28	at Vancouver	W	3-0
Jan. 1	at Vancouver	L	5-9
Jan. 4	at Victoria.....	L	3-12

• Los Angeles, Calif.

1908 (12-2) • Rugby
 Coach • James F. Lanagan
 Captain • David P. "Babe" Crawford

Sept. 19	Barbarians.....	W	22-0
Sept. 26	Olympic Club	W	28-0
Oct. 3	Barbarians.....	W	24-0
Oct. 10	Olympic Club	W	12-3
Oct. 17	Barbarians.....	W	28-3
Oct. 24	at Nevada •.....	W	14-0
Oct. 31	at Nevada •.....	W	26-0
Nov. 4	Vancouver	L	3-11
Nov. 7	Vancouver	W	11-3
Nov. 14	at California	W	12-3
Dec. 25	at Vancouver •.....	W	11-0
Dec. 29	at Vancouver •.....	W	10-3
Jan. 1	at Vancouver •.....	W	16-10
Feb. 10	Australian Wallabies.....	L	3-13

• Reno, Nevada
 •• Vancouver, Canada (Stanley Park)

1909 (8-1) • Rugby
 Coach • George J. "Pres" Presley
 Captain • Mowatt M. "Mow" Mitchell

Sept. 18	Barbarians.....	W	16-0
Sept. 25	Olympics	W	3-0
Oct. 2	Barbarians.....	W	11-0
Oct. 9	Olympics	W	15-0
Oct. 23	Castaways •.....	W	41-0
Oct. 30	Reliance Club	W	59-0
Nov. 3	Vancouver	W	56-0
Nov. 6	Vancouver	W	19-3
Nov. 13	California.....	L	13-19

• Los Angeles, Calif.

1910 (7-1) • Rugby
 Coach • George J. Presley
 Captain • Kenneth L. "Kenny" Dole

Sept. 17	Olympics	W	4-0
Sept. 24	Barbarians.....	W	21-0
Oct. 1	Olympics	W	19-0
Oct. 8	Barbarians.....	W	34-0
Oct. 22	Nevada.....	W	8-0
Oct. 29	Barbarians.....	W	60-0
Nov. 5	Olympics	W	27-0
Nov. 12	California.....	L	6-25



STANFORD YEAR-BY-YEAR RECORDS



1911 (10-3) • Rugby
Coach • George J. Presley
Captain • Benjamin E. Erb

Sept. 16	Barbarians.....	W	23-3
Sept. 23	Olympics.....	W	19-0
Sept. 30	Barbarians.....	W	31-3
Oct. 7	Olympics.....	W	16-0
Oct. 14	Nevada.....	W	41-0
Oct. 21	USC.....	W	6-3
Oct. 28	Olympics.....	W	39-3
Nov. 1	British Columbia.....	W	27-3
Nov. 4	British Columbia.....	L	5-6
Nov. 11	California.....	L	3-21
Nov. 15	at Vancouver.....	L	6-13
Nov. 22	at Vancouver.....	W	10-5
Nov. 25	at Vancouver.....	W	9-0

1912 (5-3-1) • Rugby
Coach • George J. Presley
Captain • Louis Cass

Sept. 28	Barbarians.....	W	12-0
Oct. 5	Olympics.....	W	17-0
Oct. 12	Australian Waratahs.....	L	0-6
Oct. 16	Australian Waratahs.....	W	13-12
Oct. 19	at USC.....	W	14-0
Oct. 23	Santa Clara.....	L	10-15
Oct. 26	Barbarians.....	L	0-6
Nov. 2	Olympics.....	W	19-0
Nov. 9	at California.....	T	3-3

1913 (8-3) • Rugby
Coach • Floyd C. Brown
Captain • James H. Thoburn

Sept. 13	Olympics.....	L	3-5
Sept. 20	Barbarians.....	W	88-3
Sept. 27	U.C. Club.....	W	13-3
Oct. 4	Barbarians.....	W	18-0
Oct. 11	Olympics.....	W	29-3
Oct. 15	New Zealand All Blacks.....	L	0-54
Oct. 18	New Zealand All Blacks.....	L	0-56
Oct. 25	Barbarians.....	W	21-5
Nov. 1	Olympics.....	W	19-12
Nov. 8	California.....	W	13-8
Nov. 22	at USC.....	W	10-0

1914 (10-0) • Rugby
Coach • Floyd C. Brown
Captain • Frank J. "Deke" Gard

Sept. 12	Olympic Club.....	W	17-0
Sept. 19	Barbarians.....	W	31-3
Sept. 26	University Alumni.....	W	61-8
Oct. 3	Barbarians.....	W	19-4
Oct. 10	Olympic Club.....	W	19-5
Oct. 17	Titans.....	W	35-6
Oct. 24	Santa Clara.....	W	13-0
Oct. 31	University Alumni.....	W	31-3
Nov. 7	Olympic Club.....	W	36-6
Nov. 14	at California.....	W	26-8

1915 (10-0-1) • Rugby
Coach • Floyd C. Brown
Captain • Daniel B. "Danny" Carroll

Sept. 11	Olympic Club.....	T	0-0
Sept. 18	Barbarians.....	W	31-6
Sept. 25	Titan Club.....	W	18-0
Oct. 2	Olympic Club.....	W	48-13
Oct. 9	Barbarians.....	W	80-0
Oct. 16	Olympic Club.....	W	49-8
Oct. 20	Palo Alto Athletic Club.....	W	28-3
Oct. 23	Palo Alto Athletic Club.....	W	36-18
Oct. 30	Southern California All-Stars.....	W	21-5
Nov. 6	Olympic Club.....	W	29-11
Nov. 13	Santa Clara.....	W	30-0

• San Francisco, Calif. (Ewing Field)

1916 (9-1) • Rugby
Coach • Floyd C. Brown
Captain • Joseph R. Braden

Sept. 9	Olympic Club.....	W	9-8
Sept. 16	Barbarians.....	W	43-0
Sept. 23	Olympic Club.....	W	38-16
Sept. 30	Palo Alto Athletic Club.....	W	13-8
Oct. 7	Olympic Club.....	W	39-16
Oct. 14	Palo Alto Athletic Club.....	W	19-8
Oct. 21	Presley's All-Stars.....	W	35-6
Oct. 28	Palo Alto Athletic Club.....	W	26-9
Nov. 4	Olympic Club.....	W	29-0
Nov. 11	Santa Clara.....	L	5-28

• San Francisco, Calif. (Ewing Field)

1917 (1-0)
Coach • Jim Wylie
Captain • Henry S. Pettingill

Sept. 9	Santa Clara.....	W	15-11
---------	------------------	---	-------

1918 (0-4)
Unofficial Schedule
Student Army Training Corps Team
Coach • Lieutenant Arthur H. Badenoch
Captain • Alfred P. "Pret" Holt

Nov. 9	Mare Island.....	L	0-80
Nov. 16	Mather Field.....	L	0-70
Nov. 23	at USC.....	L	8-25
Nov. 28	at California.....	L	0-67

• Pasadena, Calif. (Tournament Park)

1919 (4-3)
Coach • Melbourne C. Evans
Captain • Edgar R. "Reg" Caughley

Oct. 15	U.S.S. Boston.....	W	59-0
Oct. 17	Olympic Club.....	L	0-13
Oct. 26	at Agricultural College of Oregon.....	W	14-6
Nov. 1	Saint Mary's.....	W	34-0
Nov. 15	Santa Clara.....	W	13-0
Nov. 22	California.....	L	10-14
Nov. 27	at USC.....	L	0-13

1920 (4-3)
Coach • Walter D. Powell
Captain • C.A. "Art" Wilcox

Oct. 2	Saint Mary's.....	W	41-0
Oct. 7	Olympic Club.....	L	7-10
Oct. 16	at USC.....	L	0-10
Oct. 23	at Santa Clara.....	W	21-7
Oct. 30	Oregon.....	W	10-0
Nov. 6	at Washington.....	W	3-0
Nov. 20	at California.....	L	0-38

1921 (4-2-2)
Coach • C.E. "Gene" Van Gent
Captain • John C. "Jack" Patrick

Oct. 1	U.S. Marines.....	W	41-0
Oct. 8	Saint Mary's.....	W	10-7
Oct. 15	Olympic Club.....	W	7-0
Oct. 22	Pacific Fleet.....	L	7-27
Oct. 29	Oregon State.....	W	14-7
Nov. 5	at Washington.....	T	0-0
Nov. 12	Nevada.....	T	14-14
Nov. 19	California.....	L	7-42

1922 (4-5)
Coach • Andrew "Andy" Kerr IV
Captain • Dudley S. "Dud" DeGroot

Oct. 7	Olympic Club.....	L	9-27
Oct. 14	Santa Clara.....	W	7-0
Oct. 21	Saint Mary's.....	W	9-0
Oct. 28	at Oregon State.....	W	6-0
Nov. 4	Nevada.....	W	17-7
Nov. 11	USC.....	L	0-6
Nov. 18	Washington.....	L	8-12
Nov. 25	California.....	L	0-28
Dec. 30	Pitt.....	L	7-16

1923 (7-2)
Coach • Andrew "Andy" Kerr IV
Captain • John D. "Scotch" Campbell

Sept. 29	Mare Island.....	W	82-0
Oct. 6	Nevada.....	W	27-0
Oct. 13	Santa Clara.....	W	55-6
Oct. 20	at Occidental.....	W	42-0
Oct. 27	USC.....	L	7-14
Nov. 3	Olympic Club.....	W	40-7
Nov. 10	at Oregon.....	W	14-3
Nov. 17	Idaho.....	W	17-7
Nov. 24	at California.....	L	0-9

• Portland, Ore.

1924 (7-1-1)
Coach • Glenn "Pop" Warner
Captain • James W. "Jim" Lawson

Oct. 4	Occidental.....	W	20-6
Oct. 11	Olympic Club.....	W	7-0
Oct. 18	Oregon.....	W	28-13
Oct. 25	at Idaho.....	W	3-0
Nov. 1	Santa Clara.....	W	20-0
Nov. 8	vs. Utah.....	W	30-0
Nov. 15	Montana.....	W	41-3
Nov. 22	at California.....	T	20-20
Jan. 1	vs. Notre Dame.....	L	10-27

• Portland, Ore.
• Berkeley, Calif.
• Pasadena, Calif. (Rose Bowl)

1925 (7-2)
Coach • Glenn "Pop" Warner
Captain • Ernie Nevers

Sept. 26	Olympic Club.....	L	0-9
Oct. 3	Santa Clara.....	W	20-3
Oct. 10	Occidental.....	W	28-0
Oct. 17	at USC.....	W	13-9
Oct. 24	Oregon State.....	W	26-10
Oct. 31	Oregon.....	W	35-13
Nov. 7	at Washington.....	L	0-13
Nov. 14	UCLA.....	W	82-0
Nov. 21	California.....	W	27-14

1926 (10-0-1)
National Champions
Coach • Glenn "Pop" Warner
Captain • Frederick Swan

Sept. 18	Fresno State.....	W	44-0
Sept. 25	Cal Tech.....	W	13-0
Oct. 2	Occidental.....	W	19-0
Oct. 9	Olympic Club.....	W	7-3
Oct. 16	Nevada.....	W	33-9
Oct. 23	at Oregon.....	W	29-12
Oct. 30	at USC.....	W	13-12
Nov. 6	Santa Clara.....	W	33-14
Nov. 13	Washington.....	W	29-10
Nov. 20	at California.....	W	41-6
Jan. 1	vs. Alabama.....	T	7-7

• Pasadena, Calif. (Rose Bowl)

1927 (8-2-1)
Coach • Glenn "Pop" Warner
Captain • J. Harold McCreery

Sept. 24	Fresno State.....	W	44-7
Sept. 29	Olympic Club.....	W	7-6
Oct. 1	Saint Mary's.....	L	0-16
Oct. 8	Nevada.....	W	20-2
Oct. 15	USC.....	T	13-13
Oct. 22	at Oregon State.....	W	20-6
Oct. 29	Oregon.....	W	19-0
Nov. 5	at Washington.....	W	13-7
Nov. 12	Santa Clara.....	L	6-13
Nov. 19	California.....	W	13-6
Jan. 2	vs. Pitt.....	W	7-6

• Portland, Ore.
• Pasadena, Calif. (Rose Bowl)

1928 (8-3-1)
Coach • Glenn "Pop" Warner
Captain • Clifford P. "Biff" Hoffman

Sept. 15	YMI.....	L	0-6
Sept. 22	West Coast Army.....	W	21-8
Sept. 29	Olympic Club.....	L	6-12
Oct. 6	at Oregon.....	W	26-12
Oct. 13	UCLA.....	W	45-7
Oct. 20	vs. Idaho.....	W	47-0
Oct. 27	Fresno State.....	W	47-0
Nov. 3	at USC.....	L	0-10
Nov. 10	Santa Clara.....	W	31-0
Nov. 17	Washington.....	W	12-0
Nov. 24	at California.....	T	13-13
Dec. 1	vs. Army.....	W	26-0

• San Francisco, Calif.
• New York, N.Y. (Yankee Stadium)



STANFORD YEAR-BY-YEAR RECORDS



1929 (9-2)
Coach • Glenn "Pop" Warner
Captain • Donald F. "Mush" Muller

Sept. 21	West Coast Army.....	W	45-0
Sept. 28	Olympic Club.....	W	6-0
Oct. 5	Oregon.....	W	33-7
Oct. 12	at UCLA.....	W	57-0
Oct. 19	Oregon State.....	W	40-7
Oct. 26	USC.....	L	0-7
Nov. 2	Cal Tech.....	W	39-0
Nov. 9	at Washington.....	W	6-0
Nov. 16	Santa Clara.....	L	7-13
Nov. 23	California.....	W	21-6
Dec. 28	Army.....	W	34-13

1930 (9-1-1)
Coach • Glenn "Pop" Warner
Captain • Ray E. Tandy

Sept. 20	West Coast Army.....	W	32-0
Sept. 27	Olympic Club.....	W	18-0
Oct. 4	Santa Clara.....	W	20-0
Oct. 11	at Minnesota.....	T	0-0
Oct. 18	Oregon State.....	W	13-7
Oct. 25	at USC.....	L	12-41
Oct. 31	UCLA.....	W	20-0
Nov. 8	Washington.....	W	25-7
Nov. 15	Cal Tech.....	W	57-7
Nov. 22	at California.....	W	41-0
Nov. 29	Dartmouth.....	W	14-7

1931 (7-2-2)
Coach • Glenn "Pop" Warner
Captain • Harry Hillman

Sept. 19	West Coast Army.....	W	46-0
Sept. 26	Olympic Club.....	T	0-0
Oct. 3	Santa Clara.....	W	6-0
Oct. 10	Minnesota.....	W	13-0
Oct. 17	Oregon State.....	W	25-7
Oct. 24	at Washington.....	T	0-0
Oct. 31	UCLA.....	W	12-6
Nov. 7	at USC.....	L	0-19
Nov. 14	Nevada.....	W	26-0
Nov. 21	California.....	L	0-6
Nov. 28	vs. Dartmouth.....	W	32-6

• Cambridge, Mass.

1932 (6-4-1)
Coach • Glenn "Pop" Warner
Captains • Ernest W. Caddel, William F. Bates

Sept. 17	Olympic Club.....	W	6-0
Sept. 24	at San Francisco.....	W	20-7
Oct. 1	at Oregon State.....	W	27-0
Oct. 8	Santa Clara.....	W	14-0
Oct. 15	West Coast Army.....	W	26-0
Oct. 22	USC.....	L	0-13
Oct. 29	at UCLA.....	L	6-13
Nov. 5	Washington.....	L	13-18
Nov. 12	UC Davis.....	W	59-0
Nov. 19	at California.....	T	0-0
Nov. 26	at Pitt.....	L	0-7

• Portland, Ore.

1933 (8-2-1)
Pacific Coast Conference Champions
Coach • Claude E. "Tiny" Thornhill
Captain • Ray E. Tandy

Sept. 23	San Jose State.....	W	27-0
Sept. 30	UCLA.....	W	3-0
Oct. 7	Santa Clara.....	W	7-0
Oct. 14	at Northwestern.....	T	0-0
Oct. 21	at San Francisco.....	W	20-13
Oct. 28	at Washington.....	L	0-6
Nov. 4	Olympic Club.....	W	21-0
Nov. 11	at USC.....	W	13-7
Nov. 18	Montana.....	W	33-7
Nov. 25	California.....	W	7-3
Jan. 1	vs. Columbia.....	L	0-7

• Chicago, Ill.
• Pasadena, Calif. (Rose Bowl)

1934 (9-1-1)
Pacific Coast Conference Champions
Coach • Claude E. "Tiny" Thornhill
Captain • Appointed by game

Sept. 22	San Jose State.....	W	48-0
Sept. 29	Santa Clara.....	T	7-7
Oct. 6	at Oregon State.....	W	17-0
Oct. 13	Northwestern.....	W	20-0
Oct. 21	at San Francisco.....	W	3-0
Oct. 27	USC.....	W	16-0
Nov. 3	at UCLA.....	W	27-0
Nov. 10	Washington.....	W	24-0
Nov. 17	Olympic Club.....	W	40-0
Nov. 24	at California.....	W	9-7
Jan. 1	vs. Alabama.....	L	13-29

• Portland, Ore.
• Pasadena, Calif. (Rose Bowl)

1935 (8-1)
Pacific Coast Conference Champions
Coach • Claude E. "Tiny" Thornhill
Captain • Robert A. "Bones" Hamilton

Sept. 28	San Jose State.....	W	35-0
Oct. 5	at San Francisco.....	W	10-0
Oct. 19	UCLA.....	L	6-7
Oct. 26	at Washington.....	W	6-0
Nov. 2	Santa Clara.....	W	9-6
Nov. 9	at USC.....	W	3-0
Nov. 16	Montana.....	W	32-0
Nov. 23	California.....	W	13-0
Jan. 1	vs. SMU.....	W	7-0

• Pasadena, Calif. (Rose Bowl)

• The AP began its college football poll in 1936.
• Stanford's rank appears after the game date.

1936 (2-5-2)
Coach • Claude E. "Tiny" Thornhill
Captain • Earl M. Hoos

Sept. 26	Santa Clara.....	L	0-13
Oct. 3	at Washington State.....	L	13-14
Oct. 10	Oregon.....	T	7-7
Oct. 24	#6 USC.....	L	7-14
Oct. 31	at UCLA.....	W	19-6
Nov. 7	#6 Washington.....	T	14-14
Nov. 14	at Oregon State.....	W	20-14
Nov. 21	at California.....	L	0-20
Nov. 28	at Columbia.....	L	0-7

• Portland, Ore.

1937 (4-3-2)
Coach • Claude E. "Tiny" Thornhill
Captain • Grant B. Stone

Sept. 25	Santa Clara.....	L	7-13
Oct. 2	at Oregon.....	L	6-7
Oct. 9	UCLA.....	W	12-7
Oct. 23	at Washington.....	W	13-7
Oct. 30	Oregon State.....	T	0-0
Nov. 6	at USC.....	W	7-6
Nov. 13	Washington State.....	W	23-0
Nov. 20	#13 #2 California.....	L	0-13
Nov. 27	at Columbia.....	T	0-0

1938 (3-6)
Coach • Claude E. "Tiny" Thornhill
Captain • Appointed by game

Oct. 1	Santa Clara.....	L	0-22
Oct. 8	Washington State.....	W	8-0
Oct. 15	Oregon.....	W	27-16
Oct. 22	USC.....	L	2-13
Oct. 29	at UCLA.....	L	0-6
Nov. 5	Washington.....	L	7-10
Nov. 12	at Oregon State.....	L	0-6
Nov. 19	at #9 California.....	L	0-6
Nov. 26	#13 Dartmouth.....	W	23-13

1939 (1-7-1)
Coach • Claude E. "Tiny" Thornhill
Captain • Stanley Anderson

Sept. 30	Oregon State.....	L	0-12
Oct. 7	at Oregon.....	L	0-10
Oct. 14	UCLA.....	T	14-14
Oct. 28	at Washington.....	L	5-8
Nov. 4	Santa Clara.....	L	7-27
Nov. 11	at #4 USC.....	L	0-33
Nov. 18	Washington State.....	L	0-7
Nov. 25	California.....	L	14-32
Dec. 2	vs. Dartmouth.....	W	14-3

• Portland, Ore. (Multnomah Stadium)
• New York, N.Y. (Polo Grounds)

1940 (10-0)
Pacific Coast Conference Champions
Final AP Ranking • 2nd
Coach • Clark Shaughnessy
Captain • Appointed by game

Sept. 28	at San Francisco.....	W	27-0
Oct. 5	Oregon.....	W	13-0
Oct. 12	Santa Clara.....	W	7-6
Oct. 19	#10 at #19 Washington State.....	W	26-14
Oct. 26	#9 #17 USC.....	W	21-7
Nov. 2	#6 at UCLA.....	W	20-14
Nov. 9	#6 #11 Washington.....	W	20-10
Nov. 16	#4 #19 Oregon State.....	W	28-14
Nov. 30	#3 at California.....	W	13-7
Jan. 1	#2 vs. #7 Nebraska.....	W	21-13

• San Francisco, Calif. (Kezar Stadium)
• Pasadena, Calif. (Rose Bowl)

1941 (6-3)
Coach • Clark Shaughnessy
Captains • Appointed by game

Sept. 27	Oregon.....	W	19-15
Oct. 4	UCLA.....	W	33-0
Oct. 11	at Oregon State.....	L	0-10
Oct. 18	San Francisco.....	W	42-26
Oct. 25	#20 at Washington.....	W	13-7
Nov. 1	#12 Santa Clara.....	W	27-7
Nov. 8	#9 at USC.....	W	13-0
Nov. 15	#6 Washington State.....	L	13-14
Nov. 29	California.....	L	0-16

1942 (6-4)
Final AP Ranking • 12th
Coach • Marchmont Schwartz
Captain • Appointed by game

Sept. 26	Washington State.....	L	0-6
Oct. 3	vs. Santa Clara.....	L	6-14
Oct. 10	at Notre Dame.....	L	0-27
Oct. 17	Idaho.....	W	54-7
Oct. 24	vs. USC.....	W	14-6
Oct. 31	#11 UCLA.....	L	7-21
Nov. 7	vs. Washington.....	W	20-7
Nov. 14	Oregon State.....	W	49-13
Nov. 28	at California.....	W	26-7

#12 Saint Mary's Pre-Flight..... W 28-13
• San Francisco, Calif. (Kezar Stadium)

1943-44 • World War II

1945 (1-1)
Unofficial Schedule
Coach • Marchmont Schwartz

Nov. 17	Stockton Commandos.....	L	13-19
Dec. 1	San Mateo Merchant Marine.....	W	12-6

1946 (6-3-1)
Coach • Marchmont Schwartz
Captain • Appointed by game

Sept. 28	Idaho.....	W	45-0
Oct. 5	San Francisco.....	W	33-7
Oct. 12	#17 at #5 UCLA.....	L	6-26
Oct. 19	Santa Clara.....	W	33-27
Oct. 26	USC.....	L	20-28
Nov. 2	at Oregon State.....	T	0-0
Nov. 9	Washington.....	L	15-21
Nov. 16	Washington State.....	W	27-26
Nov. 23	at California.....	W	25-6
Dec. 23	at Hawaii.....	W	18-7

1947 (0-9)
Coach • Marchmont Schwartz
Captain • George Quist

Sept. 27	Idaho.....	L	16-19
Oct. 4	at Michigan.....	L	13-49
Oct. 11	Santa Clara.....	L	7-13
Oct. 18	#19 UCLA.....	L	6-39
Oct. 25	at Washington.....	L	0-25
Nov. 1	Oregon State.....	L	7-13
Nov. 8	at #5 USC.....	L	0-14
Nov. 15	Oregon.....	L	6-21
Nov. 22	#9 California.....	L	18-21



STANFORD YEAR-BY-YEAR RECORDS



1948 (4-6)
Coach • Marchmont Schwartz
Captain • Appointed by game

Sept. 18	San Jose State.....	W	26-20
Sept. 25	Oregon.....	L	12-20
Oct. 2	at Washington State.....	L	7-14
Oct. 9	Santa Clara.....	L	14-27
Oct. 16	at UCLA.....	W	34-14
Oct. 23	USC.....	L	6-7
Oct. 30	Washington.....	W	20-0
Nov. 6	vs. #4 Army.....	L	0-43
Nov. 13	Montana.....	W	39-7
Nov. 20	at #4 California.....	L	6-7

• New York, N.Y. (Yankee Stadium)

1949 (7-3-1)
Coach • Marchmont Schwartz
Captains • Allan F. Rau, James Castagnoli

Sept. 17	San Jose State.....	W	49-0
Sept. 24	Harvard.....	W	44-0
Oct. 1	Michigan.....	L	7-27
Oct. 8	#18 UCLA.....	L	7-14
Oct. 15	at Washington.....	W	40-0
Oct. 22	Oregon State.....	W	27-7
Oct. 29	Santa Clara.....	T	7-7
Nov. 5	at #12 USC.....	W	34-13
Nov. 12	#17 Idaho.....	W	63-0
Nov. 19	#12 #3 California.....	L	14-33
Jan. 2	at Hawaii.....	W	74-20

1950 (5-3-2)
Coach • Marchmont Schwartz
Captains • Russell Pomeroy, Gordon W. White

Sept. 23	#7 San Jose State.....	W	33-16
Sept. 30	#7 San Francisco.....	W	55-7
Oct. 7	#8 at Oregon State.....	W	21-7
Oct. 14	#6 Santa Clara.....	W	23-13
Oct. 21	#6 at UCLA.....	L	7-21
Oct. 28	Washington.....	L	7-21
Nov. 4	USC.....	T	7-7
Nov. 11	Washington State.....	W	26-17
Nov. 18	#3 Army.....	L	0-7
Nov. 25	at #4 California.....	T	7-7

• Portland, Ore.

1951 (9-2)
Pacific Coast Conference Champions
Final AP Ranking • 7th
Coach • Chuck Taylor
Captains • Bill McColl, Gary Kerkerian

Sept. 22	at Oregon.....	W	27-20
Sept. 29	San Jose State.....	W	26-13
Oct. 6	at Michigan.....	W	23-13
Oct. 13	#19 UCLA.....	W	21-7
Oct. 20	#13 Santa Clara.....	W	21-14
Oct. 27	#11 at Washington.....	W	14-7
Nov. 3	#11 #16 Washington State.....	W	21-13
Nov. 10	#7 at #6 USC.....	W	27-20
Nov. 17	#4 Oregon State.....	W	35-14
Nov. 24	#3 #19 California.....	L	7-20
Jan. 1	#7 vs. #4 Illinois.....	L	7-40

• Portland, Ore.
• Pasadena, Calif. (Rose Bowl)

1952 (5-5)
Coach • Chuck Taylor
Captains • Alfred Kirkland, James A. Vick

Sept. 20	#13 Santa Clara.....	W	28-13
Sept. 27	#13 at #15 Washington State.....	W	14-13
Oct. 4	Michigan.....	W	14-7
Oct. 11	Oregon State.....	W	41-28
Oct. 18	#13 at #10 UCLA.....	L	14-24
Oct. 25	Washington.....	L	14-27
Nov. 1	San Jose State.....	W	35-13
Nov. 8	#6 USC.....	L	7-54
Nov. 15	Oregon.....	L	20-21
Nov. 22	at California.....	L	0-26

1953 (6-3-1)
Final AP Ranking • 19th
Coach • Chuck Taylor
Captain • Norman Manoogian

Sept. 19	Pacific.....	L	20-25
Sept. 26	Oregon.....	W	7-0
Oct. 3	at Illinois.....	L	21-33
Oct. 10	at Oregon State.....	W	21-0
Oct. 17	#4 UCLA.....	W	21-20
Oct. 24	#20 at Washington.....	W	13-7
Oct. 31	#17 Washington State.....	W	48-19
Nov. 7	#11 at #17 USC.....	L	20-23
Nov. 14	#16 San Jose State.....	W	54-0
Nov. 21	#16 California.....	T	21-21

• Portland, Ore.

1954 (4-6)
Coach • Chuck Taylor
Captain • Winfred E. Wedge

Sept. 17	at Pacific.....	W	13-12
Sept. 25	at #16 Oregon.....	W	18-13
Oct. 2	Illinois.....	W	12-2
Oct. 9	#17 #19 Navy.....	L	0-25
Oct. 16	at #3 UCLA.....	L	0-72
Oct. 23	Washington.....	W	13-7
Oct. 30	Washington State.....	L	26-30
Nov. 6	#10 USC.....	L	7-21
Nov. 13	San Jose State.....	L	14-19
Nov. 20	at California.....	L	20-28

• Portland, Ore.

1955 (6-3-1)
Final AP Ranking • 16th
Coach • Chuck Taylor
Captains • Robert Marshall, William H. Tarr

Sept. 17	Pacific.....	W	33-14
Sept. 24	at Oregon State.....	L	0-10
Oct. 1	#8 Ohio State.....	W	6-0
Oct. 8	#20 at Michigan State.....	L	14-38
Oct. 15	#9 UCLA.....	L	13-21
Oct. 22	at Washington.....	T	7-7
Oct. 29	San Jose State.....	W	34-18
Nov. 5	at #16 USC.....	W	28-20
Nov. 12	Oregon.....	W	44-7
Nov. 19	#18 California.....	W	19-0

• Portland, Ore.

1956 (4-6)
Coach • Chuck Taylor
Captains • John Brodie, Paul Wiggin

Sept. 22	#14 at Washington State.....	W	40-26
Sept. 29	#12 #3 Michigan State.....	L	7-21
Oct. 6	at #4 Ohio State.....	L	20-32
Oct. 13	San Jose State.....	W	40-20
Oct. 20	at Oregon.....	W	21-7
Oct. 27	#6 USC.....	W	27-19
Nov. 3	#10 at UCLA.....	L	13-14
Nov. 10	#20 #14 Oregon State.....	L	19-20
Nov. 17	Washington.....	L	13-34
Nov. 24	at California.....	L	18-20

• Spokane, Wash.

1957 (6-4)
Coach • Chuck Taylor
Captains • Jon Douglas, Gary Van Gaider

Sept. 21	San Jose State.....	W	46-7
Sept. 28	#16 Northwestern.....	W	26-6
Oct. 5	#17 at Rice.....	L	7-34
Oct. 12	Washington State.....	L	18-21
Oct. 19	at Washington.....	W	21-14
Oct. 26	#15 UCLA.....	W	20-6
Nov. 2	#15 Oregon.....	L	26-27
Nov. 9	at USC.....	W	35-7
Nov. 16	at Oregon State.....	L	14-24
Nov. 23	California.....	W	14-12

1958 (2-8)
Coach • Jack Curtice
Captains • Robert Nicolet, Robert Peterson, Eric Protiva

Sept. 20	at Washington State.....	L	6-40
Sept. 27	Rice.....	L	7-30
Oct. 4	at Northwestern.....	L	0-28
Oct. 11	Washington.....	W	22-12
Oct. 18	Air Force.....	L	0-16
Oct. 25	at UCLA.....	W	21-19
Nov. 1	USC.....	L	6-29
Nov. 8	at Oregon.....	L	0-12
Nov. 15	Oregon State.....	L	16-24
Nov. 22	at #19 California.....	L	15-16

1959 (3-7)
Coach • Jack Curtice
Captain • Chris Burford

Sept. 19	Oregon.....	L	27-28
Sept. 26	at #8 Wisconsin.....	L	14-16
Oct. 3	Pacific.....	W	21-6
Oct. 10	at Washington.....	L	0-10
Oct. 17	Washington State.....	L	19-36
Oct. 24	at #5 USC.....	L	28-30
Oct. 31	San Jose State.....	W	54-38
Nov. 7	UCLA.....	L	13-55
Nov. 14	at Oregon State.....	W	39-22
Nov. 21	California.....	L	17-20

1960 (0-10)
Coach • Jack Curtice
Captains • Dick Norman, Dean Hinshaw

Sept. 17	at Washington State.....	L	14-15
Sept. 24	Wisconsin.....	L	7-24
Oct. 1	at Air Force.....	L	9-32
Oct. 8	#12 Washington.....	L	10-29
Oct. 15	San Jose State.....	L	20-34
Oct. 22	at #19 UCLA.....	L	8-26
Oct. 29	USC.....	L	6-21
Nov. 5	at Oregon.....	L	6-27
Nov. 12	Oregon State.....	L	21-25
Nov. 19	at California.....	L	10-21

• Spokane, Wash.
• Portland, Ore.

1961 (4-6)
Coach • Jack Curtice
Captains • John R. Butler, Christopher Cottle

Sept. 23	Tulane.....	W	9-7
Sept. 30	at Oregon State.....	W	34-0
Oct. 7	at #6 Michigan State.....	L	3-31
Oct. 14	San Jose State.....	W	17-6
Oct. 21	at Washington.....	L	0-13
Oct. 28	UCLA.....	L	0-20
Nov. 4	Oregon.....	L	7-19
Nov. 11	at USC.....	L	15-30
Nov. 18	Washington State.....	L	0-30
Nov. 25	California.....	W	20-7

1962 (5-5)
Coach • Jack Curtice
Captains • Edward Cummings, Gary Sargent

Sept. 21	Tulane.....	W	6-3
Sept. 29	#6 Michigan State.....	W	16-13
Oct. 6	Oregon State.....	L	0-27
Oct. 13	at Washington State.....	L	6-21
Oct. 20	#9 Washington.....	L	0-14
Oct. 27	at UCLA.....	W	17-7
Nov. 3	at Oregon.....	L	14-28
Nov. 10	#2 USC.....	L	14-39
Nov. 17	San Jose State.....	W	21-9
Nov. 24	at California.....	W	30-13

• Spokane, Wash.
• Portland, Ore.

1963 (3-7)
Coach • John Ralston
Captains • Marvin Harris, Clark Weaver

Sept. 21	San Jose State.....	W	29-13
Sept. 28	Oregon.....	L	7-36
Oct. 5	UCLA.....	L	9-10
Oct. 12	at Rice.....	L	13-23
Oct. 19	at Washington.....	L	11-19
Oct. 26	Notre Dame.....	W	24-14
Nov. 2	at Oregon State.....	L	7-10
Nov. 9	at USC.....	L	11-25
Nov. 16	Washington State.....	L	15-32
Nov. 30	California.....	W	28-17



STANFORD YEAR-BY-YEAR RECORDS



1964 (5-5)
Coach • John Ralston
Captains • Richard Ragsdale, Guy Rounsaville

Sept. 19	at Washington State •	L	23-29
Sept. 26	San Jose State.....	W	10-8
Oct. 3	at UCLA.....	L	20-27
Oct. 10	Rice.....	W	34-7
Oct. 17	Washington.....	L	0-6
Oct. 24	at #2 Notre Dame.....	L	6-28
Oct. 31	at #7 Oregon.....	W	10-8
Nov. 7	USC.....	L	10-15
Nov. 14	Oregon State.....	W	16-7
Nov. 21	at California.....	W	21-3

• Spokane, Wash.

1965 (6-3-1)
Coach • John Ralston
Captains • Robert Handley, Gary Pettigrew, Glenn Myers

Sept. 18	San Jose State.....	W	26-6
Sept. 25	Navy.....	T	7-7
Oct. 2	at Air Force.....	W	17-16
Oct. 9	Oregon.....	W	17-14
Oct. 16	at #6 USC.....	L	0-14
Oct. 23	Army.....	W	31-14
Oct. 30	at Washington.....	L	8-41
Nov. 6	at Tulane.....	W	16-0
Nov. 13	#7 UCLA.....	L	13-30
Nov. 20	California.....	W	9-7

1966 (5-5)
Coach • John Ralston
Captains • Allan Mohrman, Albert Wilburn

Sept. 17	San Jose State.....	W	25-21
Sept. 24	at Minnesota.....	L	21-35
Oct. 1	Tulane.....	W	33-14
Oct. 8	at Oregon •.....	L	3-7
Oct. 15	#5 USC.....	L	7-21
Oct. 22	at Illinois.....	W	6-3
Oct. 29	Washington.....	L	20-22
Nov. 5	Air Force.....	W	21-6
Nov. 12	at #8 UCLA.....	L	0-10
Nov. 19	at California.....	W	13-7

• Portland, Ore.

1967 (5-5)
Coach • John Ralston
Captains • Marty Brill, John Root

Sept. 16	at Oregon State •.....	L	7-13
Sept. 23	Kansas.....	W	21-20
Sept. 30	San Jose State.....	W	28-14
Oct. 7	at #1 USC.....	L	0-30
Oct. 14	Washington State.....	W	31-10
Oct. 21	#3 UCLA.....	L	16-21
Oct. 28	at Army.....	L	20-24
Nov. 4	at Washington.....	W	14-7
Nov. 11	Oregon.....	W	17-14
Nov. 18	California.....	L	3-26

• Portland, Ore.

1968 (6-3-1)
Coach • John Ralston
Captains • Malcolm Snider, Stuart Kellner

Sept. 21	San Jose State.....	W	68-20
Sept. 28	at Oregon.....	W	28-12
Oct. 5	Air Force.....	W	24-13
Oct. 12	#18 #2 USC.....	L	24-27
Oct. 19	#14 at Washington State •.....	T	21-21
Oct. 26	at UCLA.....	L	17-20
Nov. 2	Oregon State.....	L	7-29
Nov. 9	Washington.....	W	35-20
Nov. 16	at Pacific.....	W	24-0
Nov. 23	at #18 California.....	W	20-0

• Spokane, Wash.

1969 (7-2-1)
Final AP Ranking • 19th
Coach • John Ralston
Captains • Don Parish, Patrick Preston

Sept. 20	San Jose State.....	W	63-21
Sept. 27	Oregon.....	W	28-0
Oct. 4	#17 at #8 Purdue.....	L	35-36
Oct. 11	#16 at #4 USC.....	L	24-26
Oct. 18	#18 Washington State.....	W	49-0
Oct. 25	#19 #6 UCLA.....	T	20-20
Nov. 1	#16 at Oregon State.....	W	33-0
Nov. 8	#14 at Washington.....	W	21-7
Nov. 15	#13 #20 Air Force.....	W	47-34
Nov. 22	#14 California.....	W	29-28

1970 (9-3)
Pac-8 Conference Champions
Final AP Ranking • 8th
Coach • John Ralston
Captains • Jim Plunkett, Jack Schultz

Sept. 12	#10 at #4 Arkansas •.....	W	34-28
Sept. 19	#4 San Jose State.....	W	34-3
Sept. 26	#3 at Oregon.....	W	33-10
Oct. 3	#3 Purdue.....	L	14-26
Oct. 10	#12 #4 USC.....	W	24-14
Oct. 17	#9 at Washington State •.....	W	63-16
Oct. 24	#8 at #16 UCLA.....	W	9-7
Oct. 31	#6 Oregon State.....	W	48-10
Nov. 7	#6 Washington.....	W	29-22
Nov. 14	#6 at #13 Air Force.....	L	14-31
Nov. 21	#11 at California.....	L	14-22
Jan. 1	#12 vs. #2 Ohio State ••.....	W	27-17

• Little Rock, Ark.
•• Spokane, Wash.
••• Pasadena, Calif. (Rose Bowl)

1971 (9-3)
Pac-8 Conference Champions
Final AP Ranking • 10th
Coach • John Ralston
Captains • Don Bunce, Jackie Brown, Jeff Siemon

Sept. 11	#19 at Missouri.....	W	19-0
Sept. 18	#13 at Army.....	W	38-3
Sept. 25	#13 Oregon.....	W	38-17
Oct. 2	#10 #19 Duke.....	L	3-9
Oct. 9	#19 at #11 Washington.....	W	17-6
Oct. 16	#15 at USC.....	W	33-18
Oct. 23	#10 Washington State.....	L	23-24
Oct. 30	#17 at Oregon State.....	W	31-24
Nov. 6	#12 UCLA.....	W	20-9
Nov. 20	#18 California.....	W	14-0
Nov. 23	#10 San Jose State.....	L	12-13
Jan. 1	#16 vs. #4 Michigan •.....	W	13-12

• Pasadena, Calif. (Rose Bowl)

1972 (6-5)
Coach • Jack Christiansen
Captains • Younger Klippert, Charles McCloud

Sept. 16	San Jose State.....	W	44-0
Sept. 23	#19 at Duke.....	W	10-6
Sept. 30	#19 #20 West Virginia.....	W	41-35
Oct. 7	#15 #1 USC.....	L	21-30
Oct. 14	#17 #12 Washington.....	W	24-0
Oct. 21	#13 at Oregon.....	L	13-15
Oct. 28	Oregon State.....	W	17-11
Nov. 4	at #8 UCLA.....	L	23-28
Nov. 11	#20 at Washington State.....	L	13-27
Nov. 18	at California.....	L	21-24
Dec. 2	at Hawaii.....	W	39-7

1973 (7-4)
Coach • Jack Christiansen
Captains • Mike Boryla, Randy Pottl

Sept. 15	#7 Penn State.....	L	6-20
Sept. 22	at #5 Michigan.....	L	10-47
Sept. 29	San Jose State.....	W	23-12
Oct. 6	at Illinois.....	W	24-0
Oct. 13	#15 UCLA.....	L	13-59
Oct. 20	at Washington.....	W	23-14
Oct. 27	Washington State.....	W	45-14
Nov. 3	at Oregon State.....	W	24-23
Nov. 10	at #8 USC.....	L	26-27
Nov. 17	Oregon.....	W	24-7
Nov. 24	California.....	W	26-17

1974 (5-4-2)
Coach • Jack Christiansen
Captains • Drew Palin, Scott Laidlaw

Sept. 13	#20 at #8 Penn State.....	L	20-24
Sept. 21	#19 Illinois.....	L	7-41
Sept. 28	San Jose State.....	T	21-21
Oct. 5	#4 Michigan.....	L	16-27
Oct. 12	at #11 UCLA.....	T	13-13
Oct. 19	Washington.....	W	34-17
Oct. 26	at Washington State.....	W	20-18
Nov. 2	Oregon State.....	W	17-13
Nov. 9	USC.....	L	10-34
Nov. 16	at Oregon.....	W	17-0
Nov. 23	at #19 California.....	W	22-20

1975 (6-4-1)
Coach • Jack Christiansen
Captains • Bill Singler, Geb Church

Sept. 13	at #10 Penn State.....	L	14-34
Sept. 20	at #2 Michigan.....	T	19-19
Sept. 27	#18 San Jose State.....	L	34-36
Oct. 4	Army.....	W	67-14
Oct. 11	UCLA.....	L	21-31
Oct. 18	at Washington.....	W	24-21
Oct. 25	Washington State.....	W	54-14
Nov. 1	at Oregon State.....	W	28-22
Nov. 8	at #9 USC.....	W	13-10
Nov. 15	Oregon.....	W	33-30
Nov. 22	#13 California.....	L	15-48

1976 (6-5)
Coach • Jack Christiansen
Captains • Alex Karakozoff, Jeff Barton

Sept. 11	at #10 Penn State.....	L	12-15
Sept. 18	at #1 Michigan.....	L	0-51
Sept. 25	San Jose State.....	W	28-23
Oct. 2	at Army.....	L	20-21
Oct. 9	at #5 UCLA.....	L	20-38
Oct. 16	Washington.....	W	34-28
Oct. 23	at Washington State.....	W	22-16
Oct. 30	Oregon State.....	W	24-3
Nov. 6	#4 USC.....	L	24-48
Nov. 13	at Oregon.....	W	28-17
Nov. 20	at California.....	W	27-24

1977 (9-3)
Final AP Ranking • 15th
Coach • Bill Walsh
Captains • Guy Benjamin, Gordy Ceresino

Sept. 10	at #12 Colorado.....	L	21-27
Sept. 17	at Tulane.....	W	21-17
Sept. 24	Illinois.....	W	37-24
Oct. 1	Oregon.....	W	20-10
Oct. 8	UCLA.....	W	32-28
Oct. 15	at Washington.....	L	21-45
Oct. 22	Washington State.....	W	31-29
Oct. 29	at Oregon State.....	L	26-7
Nov. 5	at #16 USC.....	L	0-49
Nov. 12	San Jose State.....	W	31-26
Nov. 19	California.....	W	21-3
Dec. 31	vs. LSU •.....	W	24-14

• El Paso, Texas (Sun Bowl)

1978 (8-4)
Final AP Ranking • 17th
Coach • Bill Walsh
Captains • Gordy Ceresino, Steve Dils

Sept. 9	#4 Oklahoma.....	L	29-35
Sept. 16	San Jose State.....	W	38-9
Sept. 23	at Illinois.....	W	35-10
Sept. 30	#20 Tulane.....	W	17-14
Oct. 7	#17 at #16 UCLA.....	L	26-27
Oct. 14	#18 Washington.....	L	31-34
Oct. 21	at Washington State.....	W	43-27
Oct. 28	Oregon State.....	W	24-6
Nov. 4	#6 USC.....	L	7-13
Nov. 11	at Arizona State.....	W	21-14
Nov. 18	at California.....	W	30-10
Dec. 31	vs. #11 Georgia •.....	W	25-22

• Houston, Texas (Bluebonnet Bowl)

1979 (5-5-1)
Coach • Rod Dowhower
Captains • Turk Schonert, Chuck Evans

Sept. 8	#13 at Tulane.....	L	10-33
Sept. 15	San Jose State.....	W	45-29
Sept. 22	Army.....	L	13-17
Sept. 29	Boston College.....	W	33-14
Oct. 6	UCLA.....	W	27-24
Oct. 13	at #1 USC.....	T	21-21
Oct. 20	at Arizona.....	W	30-10
Oct. 27	at Oregon State.....	L	31-33
Nov. 3	Arizona State.....	W	28-21
Nov. 10	Oregon.....	L	7-16
Nov. 17	California.....	L	14-21



STANFORD YEAR-BY-YEAR RECORDS



1980 (6-5)
Coach • Paul Wiggin
Captains • Appointed by game

Sept. 6	#15 at Oregon.....	W	35-25
Sept. 13	#13 Tulane.....	W	19-14
Sept. 20	#11 at Boston College.....	L	13-30
Sept. 27	at #4 Oklahoma.....	W	31-14
Oct. 4	#15 San Jose State.....	W	35-21
Oct. 11	#16 at #5 UCLA.....	L	21-35
Oct. 18	#20 Washington.....	L	24-27
Oct. 25	at Washington State.....	W	48-34
Nov. 1	Oregon State.....	W	54-13
Nov. 8	#4 USC.....	L	9-34
Nov. 22	at California.....	L	23-28

1981 (4-7)
Coach • Paul Wiggin
Captains • Appointed by game

Sept. 12	#19 at Purdue.....	L	19-27
Sept. 19	San Jose State.....	L	6-28
Sept. 26	#8 Ohio State.....	L	19-24
Oct. 3	at Arizona.....	L	13-17
Oct. 10	#17 UCLA.....	W	26-23
Oct. 17	at #7 USC.....	L	17-25
Oct. 24	#17 Arizona State.....	L	36-62
Oct. 31	at #18 Washington.....	L	31-42
Nov. 7	at Oregon State.....	W	63-9
Nov. 14	Oregon.....	W	42-3
Nov. 21	California.....	W	42-21

1982 (5-6)
Coach • Paul Wiggin
Captains • Appointed by game

Sept. 11	at Purdue.....	W	35-14
Sept. 18	San Jose State.....	L	31-35
Sept. 25	at #13 Ohio State.....	W	23-20
Oct. 2	Oregon State.....	W	45-5
Oct. 9	at #11 Arizona State.....	L	17-21
Oct. 16	#14 USC.....	L	21-41
Oct. 23	at Washington State.....	W	31-26
Oct. 30	#2 Washington.....	W	43-31
Nov. 6	Arizona.....	L	27-41
Nov. 13	at #12 UCLA.....	L	35-38
Nov. 20	at California.....	L	20-25

1983 (1-10)
Coach • Paul Wiggin
Captains • Appointed by game

Sept. 10	#2 Oklahoma.....	L	14-27
Sept. 17	at Illinois.....	L	7-17
Sept. 24	San Jose State.....	L	10-23
Oct. 1	at #20 Arizona State.....	L	11-29
Oct. 8	UCLA.....	L	21-39
Oct. 15	at #17 Washington.....	L	15-32
Oct. 22	#19 Arizona.....	W	31-22
Oct. 29	at Oregon State.....	L	18-31
Nov. 5	at USC.....	L	7-30
Nov. 12	Oregon.....	L	7-16
Nov. 19	California.....	L	18-27

1984 (5-6)
Coach • Jack Elway
Captains • Appointed by game

Sept. 8	at #16 Oklahoma.....	L	7-19
Sept. 15	Illinois.....	W	34-19
Sept. 22	San Jose State.....	W	28-27
Sept. 29	Arizona State.....	L	10-28
Oct. 6	at #17 UCLA.....	W	23-21
Oct. 13	#2 Washington.....	L	15-37
Oct. 20	Washington State.....	L	42-49
Oct. 27	at Oregon State.....	W	28-21
Nov. 3	#18 USC.....	L	11-20
Nov. 10	at Arizona.....	L	14-28
Nov. 17	at California.....	W	27-10

1985 (4-7)
Coach • Jack Elway
Captains • Appointed by game

Sept. 14	San Jose State.....	W	41-7
Sept. 21	at Oregon.....	L	28-45
Sept. 28	Texas.....	L	34-38
Oct. 5	at San Diego State.....	L	22-41
Oct. 12	UCLA.....	L	9-34
Oct. 19	at USC.....	L	6-30
Oct. 26	Arizona.....	W	28-17
Nov. 2	at Washington.....	L	0-34
Nov. 9	Oregon State.....	W	39-24
Nov. 16	at Arizona State.....	L	14-21
Nov. 23	California.....	W	24-22

1986 (8-4)
Coach • Jack Elway
Captains • Appointed by game

Sept. 13	at Texas.....	W	31-20
Sept. 20	San Jose State.....	W	28-10
Sept. 27	at Oregon State.....	W	17-7
Oct. 4	San Diego State.....	W	17-10
Oct. 11	#18 #12 Washington.....	L	14-24
Oct. 18	at Oregon.....	W	41-7
Oct. 25	#19 USC.....	L	0-10
Nov. 1	Washington State.....	W	42-12
Nov. 8	at #12 UCLA.....	W	28-23
Nov. 22	#16 at California.....	L	11-17
Nov. 29	vs. #12 Arizona.....	W	29-24
Dec. 27	#20 vs. Clemson.....	L	21-27

1987 (5-6)
Coach • Jack Elway
Captains • Appointed by game

Sept. 5	at #13 Washington.....	L	21-31
Sept. 19	at Colorado.....	L	17-31
Sept. 26	San Jose State.....	L	17-24
Oct. 3	#11 UCLA.....	L	0-49
Oct. 10	at Washington State.....	W	44-7
Oct. 17	at San Diego State.....	W	44-40
Oct. 24	Oregon.....	W	13-10
Oct. 31	Arizona.....	L	13-23
Nov. 7	at USC.....	L	24-39
Nov. 14	at Oregon State.....	W	38-7
Nov. 21	California.....	W	31-7

1988 (3-6-2)
Coach • Jack Elway
Captains • Appointed by game

Sept. 10	#6 USC.....	L	20-24
Sept. 17	San Diego State.....	W	31-10
Sept. 24	at Oregon.....	L	3-7
Oct. 1	at #5 Notre Dame.....	L	14-42
Oct. 8	San Jose State.....	W	44-12
Oct. 15	Arizona State.....	W	24-3
Oct. 22	Oregon State.....	T	20-20
Oct. 29	at Washington.....	L	25-28
Nov. 5	Washington State.....	L	21-24
Nov. 12	at #6 UCLA.....	L	17-27
Nov. 19	at California.....	T	19-19

1989 (3-8)
Coach • Dennis Green
Captains • Appointed by game

Sept. 2	at #18 Arizona.....	L	3-19
Sept. 9	at #22 Oregon State.....	L	16-20
Sept. 23	Oregon.....	W	18-17
Sept. 30	San Jose State.....	L	33-40
Oct. 7	#1 Notre Dame.....	L	17-27
Oct. 14	at #17 Washington State.....	L	13-31
Oct. 21	Utah.....	L	24-27
Oct. 28	at #10 USC.....	L	0-19
Nov. 4	UCLA.....	W	17-14
Nov. 11	at Arizona State.....	L	22-30
Nov. 18	California.....	W	24-14

1990 (5-6)
Coach • Dennis Green
Captains • Dave Garnett, Tommy Vardell, John Hopkins

Sept. 6	at #6 Colorado.....	L	17-21
Sept. 15	at UCLA.....	L	31-32
Sept. 22	Oregon State.....	W	37-3
Sept. 29	San Jose State.....	L	23-29
Oct. 6	at #1 Notre Dame.....	W	36-31
Oct. 13	#16 USC.....	L	22-37
Oct. 20	#13 Washington.....	L	16-52
Oct. 27	at #25 Oregon.....	L	0-31
Nov. 3	Washington State.....	W	31-13
Nov. 10	at Arizona.....	W	23-10
Nov. 17	at California.....	W	27-25

1991 (8-4)
Final AP Ranking • 22nd
Coach • Dennis Green
Captains • Dave Garnett, Tommy Vardell

Sept. 7	#4 Washington.....	L	7-42
Sept. 14	at Arizona.....	L	23-28
Sept. 28	#17 Colorado.....	W	28-21
Oct. 5	#8 Notre Dame.....	L	26-42
Oct. 12	Cornell.....	W	56-6
Oct. 19	at USC.....	W	24-21
Oct. 26	Oregon State.....	W	40-10
Nov. 2	at Oregon.....	W	33-13
Nov. 9	#22 UCLA.....	W	27-10
Nov. 16	#22 at Washington State.....	W	49-14
Nov. 23	#21 #6 California.....	W	38-21
Dec. 25	#17 vs. Georgia Tech.....	L	17-18

• Honolulu, Hawaii (Aloha Bowl)

1992 (10-3)
Pac-10 Conference Champions
Final AP Ranking • 9th
Coach • Bill Walsh
Captains • Appointed by game

Aug. 26	#17 vs. #7 Texas A&M.....	L	7-10
Sept. 12	#21 Oregon.....	W	21-7
Sept. 19	#18 Northwestern.....	W	35-24
Sept. 26	#19 San Jose State.....	W	37-13
Oct. 3	#18 at #6 Notre Dame.....	W	33-16
Oct. 10	#11 at #19 UCLA.....	W	19-7
Oct. 17	#8 Arizona.....	L	6-21
Oct. 24	#16 at Oregon State.....	W	27-21
Oct. 31	#15 at #2 Washington.....	L	7-41
Nov. 7	#21 #11 USC.....	W	23-9
Nov. 14	#15 #21 Washington State.....	W	40-3
Nov. 21	#14 at California.....	W	41-21
Jan. 1	#13 vs. #21 Penn State.....	W	24-3

• Anaheim, Calif. (Pigskin Classic)
• Miami, Fla. (Blockbuster Bowl)

1993 (4-7)
Coach • Bill Walsh
Captains • Appointed by game

Sept. 4	#15 at #12 Washington.....	L	14-31
Sept. 11	#23 San Jose State.....	W	31-28
Sept. 18	#20 #7 Colorado.....	W	41-37
Sept. 25	#17 UCLA.....	L	25-28
Oct. 2	#4 Notre Dame.....	L	20-48
Oct. 16	at #11 Arizona.....	L	24-27
Oct. 23	Arizona State.....	L	30-38
Oct. 30	Oregon State.....	W	31-27
Nov. 6	at USC.....	L	20-45
Nov. 13	at Oregon.....	W	38-34
Nov. 20	California.....	L	17-46

1994 (3-7-1)
Coach • Bill Walsh
Captains • Appointed by game

Sept. 10	#24 at Northwestern.....	T	41-41
Sept. 17	San Jose State.....	W	51-20
Sept. 24	#8 Arizona.....	L	10-34
Oct. 1	at #8 Notre Dame.....	L	15-34
Oct. 8	at Arizona State.....	L	35-36
Oct. 15	USC.....	L	20-27
Oct. 22	at Oregon State.....	W	35-29
Oct. 29	at UCLA.....	L	30-31
Nov. 5	#12 Washington.....	W	46-28
Nov. 12	#15 Oregon.....	L	21-55
Nov. 19	at California.....	L	23-24

1995 (7-4-1)
Coach • Tyrone Willingham
Captains • Mark Butterfield, Mike Hall

Sept. 2	at San Jose State.....	W	47-33
Sept. 9	at Utah.....	W	27-20
Sept. 16	Wisconsin.....	T	24-24
Sept. 23	at #12 Oregon.....	W	28-21
Oct. 7	#19 at Arizona State.....	W	30-28
Oct. 14	#16 #24 Washington.....	L	28-38
Oct. 21	#23 UCLA.....	L	28-42
Oct. 28	Oregon State.....	W	24-3
Nov. 4	at #14 USC.....	L	30-31
Nov. 11	at Washington State.....	W	36-24
Nov. 18	California.....	W	29-24
Dec. 30	vs. East Carolina.....	L	13-19

• Memphis, Tenn. (Liberty Bowl)



STANFORD YEAR-BY-YEAR RECORDS



1996 (7-5)
Coach • Tyrone Willingham
Captains • Brad Badger, Pete Swanson

Sept. 7	Utah	L	10-17
Sept. 14	San Jose State.....	W	25-2
Sept. 21	at Wisconsin.....	L	0-14
Oct. 5	at #18 Washington.....	L	6-27
Oct. 12	Oregon (OT).....	W	27-24
Oct. 19	at Oregon State.....	L	12-26
Oct. 26	#4 Arizona State.....	L	9-41
Nov. 2	at UCLA.....	W	21-20
Nov. 9	USC.....	W	24-20
Nov. 16	Washington State.....	W	33-17
Nov. 23	at California.....	W	42-21
Dec. 31	vs. Michigan State.....	W	38-0

• El Paso, Texas (Sun Bowl)

1997 (5-6)
Coach • Tyrone Willingham
Captains • Chris Draft, Kailee Wong

Sept. 6	#17 San Jose State.....	W	28-12
Sept. 13	#17 at #7 North Carolina.....	L	17-28
Sept. 20	#21 at Oregon State.....	W	27-24
Sept. 27	#20 Oregon.....	W	58-49
Oct. 4	#19 Notre Dame.....	W	33-15
Oct. 11	#16 at Arizona.....	L	22-28
Oct. 18	#25 Arizona State.....	L	14-31
Nov. 1	#12 UCLA.....	L	7-27
Nov. 8	at USC.....	L	21-45
Nov. 15	at #14 Washington State.....	L	28-38
Nov. 22	California.....	W	21-20

1998 (3-8)
Coach • Tyrone Willingham
Captains • Donnie Spragan, Willie Howard

Sept. 5	San Jose State.....	L	23-35
Sept. 12	#21 Arizona.....	L	14-31
Sept. 19	North Carolina.....	W	37-34
Sept. 26	at #20 Oregon.....	L	28-63
Oct. 3	at #23 Notre Dame.....	L	17-35
Oct. 10	Oregon State.....	L	23-30
Oct. 22	at Arizona State (OT).....	L	38-44
Oct. 31	at #2 UCLA.....	L	24-28
Nov. 7	USC.....	L	9-34
Nov. 14	Washington State.....	W	38-28
Nov. 22	at California.....	W	10-3

1999 (8-4)
Pac-10 Conference Champions
Coach • Tyrone Willingham
Captains • Andrew Currie, Willie Howard, Todd Husak, Troy Walters

Sept. 4	at Texas.....	L	17-69
Sept. 11	Washington State.....	W	54-17
Sept. 18	at #19 Arizona.....	W	50-22
Sept. 25	#18 UCLA.....	W	42-32
Oct. 2	San Jose State.....	L	39-44
Oct. 16	Oregon State.....	W	21-17
Oct. 23	at USC.....	W	35-31
Oct. 30	at Washington.....	L	30-35
Nov. 13	at Arizona State.....	W	50-30
Nov. 20	California.....	W	31-13
Nov. 27	Notre Dame.....	W	40-37
Jan. 1	#22 vs. #4 Wisconsin.....	L	9-17

• Pasadena, Calif. (Rose Bowl)

2000 (5-6)
Coach • Tyrone Willingham
Captains • Willie Howard, Riall Johnson, DeRonnie Pitts, Russell Stewart

Sept. 2	at Washington State.....	W	24-10
Sept. 9	San Jose State.....	L	27-40
Sept. 16	#5 Texas.....	W	27-24
Sept. 30	Arizona.....	L	3-27
Oct. 7	at #25 Notre Dame.....	L	14-20
Oct. 14	at #23 Oregon State.....	L	6-38
Oct. 21	USC.....	W	32-30
Oct. 28	#9 Washington.....	L	28-31
Nov. 4	at UCLA.....	L	35-37
Nov. 11	Arizona State.....	W	29-7
Nov. 18	at California (OT).....	W	36-30

2001 (9-3)
Final AP Ranking • 16th
Coach • Tyrone Willingham
Captains • Randy Fasani, Marcus Hoover, Tank Williams, Coy Wire

Sept. 8	Boston College.....	W	38-22
Sept. 22	Arizona State.....	W	51-28
Sept. 29	at USC.....	W	21-16
Oct. 13	#23 Washington State.....	L	39-45
Oct. 20	at #5 Oregon.....	W	49-42
Oct. 27	#20 #4 UCLA.....	W	38-28
Nov. 3	#10 at #11 Washington.....	L	28-42
Nov. 10	#16 at Arizona.....	W	51-37
Nov. 17	#13 California.....	W	35-28
Nov. 24	#13 Notre Dame.....	W	17-13
Dec. 1	#12 at San Jose State.....	W	41-14
Dec. 27	#11 vs. Georgia Tech.....	L	14-24

• Seattle, Wash. (Seattle Bowl)

2002 (2-9)
Coach • Buddy Teevens
Captains • Colin Branch, Casey Moore, Ryan Wells

Sept. 7	at Boston College.....	L	27-34
Sept. 14	San Jose State.....	W	63-26
Sept. 28	at Arizona State.....	L	24-65
Oct. 5	at #9 Notre Dame.....	L	7-31
Oct. 12	#12 Washington State.....	L	11-36
Oct. 19	Arizona.....	W	16-6
Oct. 26	at UCLA.....	L	18-28
Nov. 2	at #19 Oregon.....	L	14-41
Nov. 9	#10 USC.....	L	17-49
Nov. 16	Oregon State.....	L	21-31
Nov. 23	at California.....	L	7-30

2003 (4-7)
Coach • Buddy Teevens
Captains • Brett Pierce, Luke Powell, Kirk Chambers

Sept. 6	San Jose State.....	W	31-10
Sept. 20	at Brigham Young.....	W	18-14
Sept. 27	at #18 Washington.....	L	17-28
Oct. 11	at #9 USC.....	L	21-44
Oct. 18	#6 Washington State.....	L	14-24
Oct. 25	at Oregon.....	L	0-35
Nov. 1	UCLA.....	W	21-14
Nov. 8	Arizona State.....	W	38-27
Nov. 15	at Oregon State.....	L	3-43
Nov. 22	California.....	L	16-28
Nov. 29	Notre Dame.....	L	7-57

2004 (4-7)
Coach • Buddy Teevens
Captains • Jared Newberry, Oshiomogho Atoogwe

Sept. 4	San Jose State.....	W	43-3
Sept. 11	Brigham Young.....	W	37-10
Sept. 25	#1 USC.....	L	28-31
Oct. 2	Washington.....	W	27-13
Oct. 9	at Notre Dame.....	L	15-23
Oct. 16	at Washington State.....	W	23-17
Oct. 23	Oregon.....	L	13-16
Oct. 30	at UCLA.....	L	0-21
Nov. 6	at #23 Arizona State.....	L	31-34
Nov. 13	Oregon State.....	L	19-24
Nov. 20	at #4 California.....	L	6-41

2005 (5-6)
Coach • Walt Harris
Captains • Trent Edwards, Kevin Schimmelmarm, Timi Wusu

Sept. 10	at Navy.....	W	41-38
Sept. 17	UC Davis.....	L	17-20
Oct. 1	Oregon.....	L	20-44
Oct. 8	at Washington State.....	W	24-21
Oct. 15	at Arizona.....	W	20-16
Oct. 22	Arizona State.....	W	45-35
Oct. 29	#8 UCLA (OT).....	L	27-30
Nov. 5	at #1 USC.....	L	21-51
Nov. 12	at Oregon State.....	W	20-17
Nov. 19	California.....	L	3-27
Nov. 26	Notre Dame.....	L	31-38

2006 (1-11)
Coach • Walt Harris
Captains • Brandon Harrison, Trevor Hooper, Wopamo Osaisai, T.C. Ostrander

Sept. 2	at #21 Oregon.....	L	10-48
Sept. 9	at San Jose State.....	L	34-35
Sept. 16	Navy.....	L	9-37
Sept. 23	Washington State.....	L	10-36
Sept. 30	at UCLA.....	L	0-31
Oct. 7	at #12 Notre Dame.....	L	10-31
Oct. 14	Arizona.....	L	7-20
Oct. 21	at Arizona State.....	L	3-38
Nov. 4	#9 USC.....	L	0-42
Nov. 11	at Washington.....	W	20-3
Nov. 18	Oregon State.....	L	7-30
Dec. 2	at #21 California.....	L	17-26

2007 (4-8)
Coach • Jim Harbaugh
Captains • T.C. Ostrander, Chris Horn

Sept. 1	#14 UCLA.....	L	17-45
Sept. 15	San Jose State.....	W	37-0
Sept. 22	#13 Oregon.....	L	31-55
Sept. 29	#23 Arizona State.....	L	3-41
Oct. 6	at #2 USC.....	W	24-23
Oct. 13	TCU.....	L	36-38
Oct. 20	at Arizona.....	W	21-20
Oct. 27	at Oregon State.....	L	6-23
Nov. 3	Washington.....	L	9-27
Nov. 10	at Washington State.....	L	17-33
Nov. 24	Notre Dame.....	L	14-21
Dec. 1	California.....	W	20-13

2008 (5-7)
Coach • Jim Harbaugh
Captains • Alex Fletcher, Bo McNally

Aug. 28	Oregon State.....	W	36-28
Sept. 6	at #15 Arizona State.....	L	17-41
Sept. 13	at TCU.....	L	14-31
Sept. 20	San Jose State.....	W	23-10
Sept. 27	at Washington.....	W	35-28
Oct. 4	at Notre Dame.....	L	21-28
Oct. 11	Arizona.....	W	24-23
Oct. 18	at UCLA.....	L	20-23
Nov. 1	Washington State.....	W	58-0
Nov. 8	at Oregon.....	L	28-35
Nov. 15	#6 USC.....	L	23-45
Nov. 22	at California.....	L	16-37

2009 (8-5)
Coach • Jim Harbaugh
Captains • Bo McNally, Toby Gerhart, Erik Lorig

Sept. 5	at Washington State.....	W	39-13
Sept. 12	at Wake Forest.....	L	17-24
Sept. 19	San Jose State.....	W	42-17
Sept. 26	#24 Washington.....	W	34-14
Oct. 3	UCLA.....	W	24-16
Oct. 10	at Oregon State.....	L	28-38
Oct. 17	at Arizona.....	L	38-43
Oct. 24	Arizona State.....	W	33-14
Nov. 7	#7 Oregon.....	W	51-42
Nov. 14	#25 at #11 USC.....	W	55-21
Nov. 21	#14 California.....	L	28-34
Nov. 28	Notre Dame.....	W	45-38
Dec. 31	#19 vs. Oklahoma.....	L	27-31

• El Paso, Texas (Sun Bowl)

2010 (12-1)
Final AP Ranking • 4th
Coach • Jim Harbaugh
Captains • Owen Marecic, Ryan Whalen, Sione Fua

Sept. 4	Sacramento State.....	W	52-17
Sept. 11	#25 at UCLA.....	W	35-0
Sept. 18	#19 Wake Forest.....	W	68-24
Sept. 25	#16 at Notre Dame.....	W	37-14
Oct. 2	#9 at #4 Oregon.....	L	31-52
Oct. 9	#16 USC.....	W	37-35
Oct. 23	#12 Washington State.....	W	38-28
Oct. 30	#13 at Washington.....	W	41-0
Nov. 6	#10 #13 Arizona.....	W	42-17
Nov. 13	#7 at Arizona State.....	W	17-13
Nov. 20	#7 at California.....	W	48-14
Nov. 27	#7 Oregon State.....	W	38-0
Jan. 3	#5 vs. #12 Virginia Tech.....	W	40-12

• Miami, Fla. (Orange Bowl)

2011 (11-2)
Final AP Ranking • 7th
Coach • David Shaw
Captains • Andrew Luck, Michael Thomas

Sept. 3	#7 San Jose State.....	W	57-3
Sept. 10	#6 at Duke.....	W	44-14
Sept. 17	#6 at Arizona.....	W	37-10
Oct. 1	#6 UCLA.....	W	45-19
Oct. 8	#7 Colorado.....	W	48-7
Oct. 15	#7 at Washington State.....	W	44-14
Oct. 22	#7 #22 Washington.....	W	65-21
Oct. 29	#4 at #20 USC (3OT).....	W	56-48
Nov. 5	#4 at Oregon State.....	W	38-13
Nov. 12	#3 #6 Oregon.....	L	30-53
Nov. 19	#8 California.....	W	31-28
Nov. 26	#4 #22 Notre Dame.....	W	28-14
Jan. 2	#4 vs. #3 Oklahoma State (OT).....	L	38-41

• Glendale, Ariz. (Fiesta Bowl)



STANFORD YEAR-BY-YEAR RECORDS



2012 (12-2)

Pac-12 Conference Champions
Final AP Ranking • 7th
Coach • David Shaw
Captains • Sam Schwartzstein,
Stepfan Taylor, Chase Thomas

Aug. 31	#21	San Jose State.....	W	20-17
Sept. 8	#25	Duke.....	W	50-13
Sept. 15	#21	#2 USC.....	W	21-14
Sept. 27	#8	at Washington •.....	L	13-17
Oct. 6	#18	Arizona (OT).....	W	54-48
Oct. 13	#17	at #7 Notre Dame (OT).....	L	13-20
Oct. 20	#22	at California.....	W	21-3
Oct. 27	#19	Washington State.....	W	24-17
Nov. 3	#15	at Colorado.....	W	48-0
Nov. 10	#16	#13 Oregon State.....	W	27-23
Nov. 17	#14	at #1 Oregon (OT).....	W	17-14
Nov. 24	#11	at #15 UCLA.....	W	35-17
Nov. 30	#8	#17 UCLA ••.....	W	27-24
Jan. 1	#8	vs. Wisconsin ••.....	W	20-14

• Seattle, Wash. (CenturyLink Field)
•• Stanford, Calif. (Pac-12 Championship Game)
••• Pasadena, Calif. (Rose Bowl)

2013 (11-3)

Pac-12 Conference Champions
Final AP Ranking • 11th
Coach • David Shaw
Captains • Shayne Skov, Ben Gardner,
Trent Murphy, David Yankey

Sept. 7	#5	San Jose State.....	W	34-13
Sept. 14	#5	at Army.....	W	34-20
Sept. 21	#5	#23 Arizona State.....	W	42-28
Sept. 28	#5	at Washington State •.....	W	55-17
Oct. 5	#5	#15 Washington.....	W	31-28
Oct. 12	#5	at Utah.....	L	21-27
Oct. 19	#13	#9 UCLA.....	W	24-10
Oct. 26	#8	at Oregon State.....	W	20-12
Nov. 7	#6	#2 Oregon.....	W	26-20
Nov. 16	#5	at USC.....	L	17-20
Nov. 23	#10	California.....	W	63-13
Nov. 30	#8	#25 Notre Dame.....	W	27-20
Dec. 7	#7	at #11 Arizona State •.....	W	38-14
Jan. 1	#5	vs. #4 Michigan State ••.....	L	20-24

• Seattle, Wash. (CenturyLink Field)
•• Tempe, Ariz. (Pac-12 Championship Game)
••• Pasadena, Calif. (Rose Bowl)

2014 (8-5)

Coach • David Shaw
Captains • Kevin Hogan, Jordan Richards,
Lee Ward, A.J. Tarpley

Aug. 30	#11	UC Davis.....	W	45-0
Sept. 6	#13	#14 USC.....	L	10-13
Sept. 13	#15	Army.....	W	35-0
Sept. 27	#16	at Washington.....	W	20-13
Oct. 4	#14	at #9 Notre Dame.....	L	14-17
Oct. 10	#25	Washington State.....	W	34-17
Oct. 18	#23	at #17 Arizona State.....	L	10-26
Oct. 25		Oregon State.....	W	38-14
Nov. 1		at #5 Oregon.....	L	16-45
Nov. 15		#25 Utah (2OT).....	L	17-20
Nov. 22		at California.....	W	38-17
Nov. 28		at #9 UCLA.....	W	31-10
Dec. 30		vs. Maryland •.....	W	45-21

• Santa Clara, Calif. (Foster Farms Bowl)

2015 (12-2)

Pac-12 Conference Champions
Final AP Ranking • 3rd
Coach • David Shaw
Captains • Kevin Hogan, Joshua Garnett,
Kyle Murphy, Blake Martinez,
Kevin Anderson, Ronnie Harris

Sept. 5	#21	at Northwestern.....	L	6-16
Sept. 12		UCF.....	W	31-7
Sept. 19		at #6 USC.....	W	41-31
Sept. 25	#21	at Oregon State.....	W	42-24
Oct. 3	#18	Arizona.....	W	55-17
Oct. 15	#15	#18 UCLA.....	W	56-35
Oct. 24	#10	Washington.....	W	31-14
Oct. 31	#8	at Washington State.....	W	30-28
Nov. 7	#9	at Colorado.....	W	42-10
Nov. 14	#7	Oregon.....	L	36-38
Nov. 21	#15	California.....	W	35-22
Nov. 28	#13	#4 Notre Dame.....	W	38-36
Dec. 5	#7	vs. #24 USC •.....	W	41-22
Jan. 1	#5	vs. #6 Iowa ••.....	W	45-16

• Santa Clara, Calif. (Pac-12 Championship Game)
•• Pasadena, Calif. (Rose Bowl)

2016 (10-3)

Final AP Ranking • 12th
Coach • David Shaw
Captains • Christian McCaffrey, Johnny Caspers,
Peter Kalambayi, Solomon Thomas, Dallas Lloyd

Sept. 2	#8	Kansas State.....	W	26-13
Sept. 17	#7	USC.....	W	27-10
Sept. 24	#7	at UCLA.....	W	22-13
Sept. 30	#7	at #10 Washington.....	L	6-44
Oct. 8	#15	Washington State.....	L	16-42
Oct. 15		at Notre Dame.....	W	17-10
Oct. 22		Colorado.....	L	5-10
Oct. 29		at Arizona.....	W	34-10
Nov. 5		Oregon State.....	W	26-15
Nov. 12		at Oregon.....	W	52-27
Nov. 19		at California.....	W	45-31
Nov. 26		Rice.....	W	41-17
Dec. 30	#16	vs. North Carolina •.....	W	25-23

• El Paso, Texas (Sun Bowl)

2017 (9-5)

Final AP Ranking • 20th
Coach • David Shaw
Captains • David Bright, Peter Kalambayi,
Alameen Murphy, Harrison Phillips,
Brandon Simmons, Dalton Schultz, Keller Chryst

Aug. 26	#14	vs. Rice •.....	W	62-7
Sept. 9	#14	at #6 USC.....	L	24-42
Sept. 16	#19	at San Diego State.....	L	17-20
Sept. 23		UCLA.....	W	58-34
Sept. 30		Arizona State.....	W	34-24
Oct. 7		at #20 Utah.....	W	23-20
Oct. 14	#23	Oregon.....	W	49-7
Oct. 26	#20	at Oregon State.....	W	15-14
Nov. 4	#18	at #25 Washington State....	L	21-24
Nov. 10		#9 Washington.....	W	30-22
Nov. 18	#20	California.....	W	17-14
Nov. 25	#20	#9 Notre Dame.....	W	38-20
Dec. 1	#14	#11 USC ••.....	L	28-31
Dec. 28	#15	#13 TCU •••.....	L	37-39

• Sydney, Australia (Sydney Cup)
•• Santa Clara, Calif. (Pac-12 Championship Game)
••• San Antonio, Texas (Alamo Bowl)

2018 (9-4)

Coach • David Shaw
Captains • JJ Arcega-Whiteside, K.J. Costello,
Bryce Love, Alameen Murphy, Bobby Okereke,
Brandon Simmons

Aug. 31	#13	San Diego State.....	W	31-10
Sept. 8	#10	#17 USC.....	W	17-3
Sept. 15	#9	UC Davis.....	W	30-10
Sept. 22	#7	at #20 Oregon (OT).....	W	38-31
Sept. 29	#7	at #8 Notre Dame.....	L	17-38
Oct. 6	#14	Utah.....	L	21-40
Oct. 18		at Arizona State.....	W	20-13
Oct. 27	#24	#14 Washington State.....	L	38-41
Nov. 3		at Washington.....	L	23-27
Nov. 10		Oregon State.....	W	48-17
Nov. 24		at UCLA.....	W	49-42
Dec. 1		at Cal.....	W	23-13
Dec. 31		vs. Pitt •.....	W	14-13

• El Paso, Texas (Sun Bowl)

2019 (4-8)

Coach • David Shaw
Captains • Malik Antoine, K.J. Costello, Colby
Parkinson, Cameron Scarlett, Casey Toohill

Aug. 31	#25	Northwestern.....	W	17-7
Sept. 7	#23	at USC.....	L	20-45
Sept. 14		at #17 UCF.....	L	27-45
Sept. 21		#16 Oregon.....	L	6-21
Sept. 28		at Oregon State.....	W	31-28
Oct. 5		#15 Washington.....	W	23-13
Oct. 17		UCLA.....	L	16-34
Oct. 26		Arizona.....	W	41-31
Nov. 9		at Colorado.....	L	13-16
Nov. 16		at Washington State.....	L	22-49
Nov. 23		Cal.....	L	20-24
Nov. 30		#15 Notre Dame.....	L	24-45



STANFORD BOWL HISTORY



All-Time Bowl Appearances (30) • Bowl Record (15-14-1)

1901	Rose Bowl Game (Jan. 1, 1902)	Michigan	L	0-49
1924	Rose Bowl Game (Jan. 1, 1925)	Notre Dame	L	10-27
1926	Rose Bowl Game (Jan. 1, 1927)	Alabama	T	7-7
1927	Rose Bowl Game (Jan. 2, 1928)	Pitt	W	7-6
1933	Rose Bowl Game (Jan. 1, 1934)	Columbia	L	0-7
1934	Rose Bowl Game (Jan. 1, 1935)	Alabama	L	13-29
1935	Rose Bowl Game (Jan. 1, 1936)	SMU	W	7-0
1940	Rose Bowl Game (Jan. 1, 1941)	Nebraska	W	21-13
1951	Rose Bowl Game (Jan. 1, 1952)	Illinois	L	7-40
1970	Rose Bowl Game (Jan. 1, 1971)	Ohio State	W	27-17
1971	Rose Bowl Game (Jan. 1, 1972)	Michigan	W	13-12
1977	Sun Bowl (Dec. 31, 1977)	LSU	W	24-14
1978	Bluebonnet Bowl (Dec. 31, 1978)	Georgia	W	25-22
1986	Gator Bowl (Dec. 27, 1986)	Clemson	L	21-27
1991	Aloha Bowl (Dec. 25, 1991)	Georgia Tech	L	17-18

1992	Blockbuster Bowl (Jan. 1, 1993)	Penn State	W	24-3
1995	Liberty Bowl (Dec. 30, 1995)	East Carolina	L	13-19
1996	Sun Bowl (Dec. 31, 1996)	Michigan State	W	38-0
1999	Rose Bowl Game (Jan. 1, 2000)	Wisconsin	L	9-17
2001	Seattle Bowl (Dec. 27, 2001)	Georgia Tech	L	14-24
2009	Sun Bowl (Dec. 31, 2009)	Oklahoma	L	27-31
2010	Orange Bowl (Jan. 3, 2011)	Virginia Tech	W	40-12
2011	Fiesta Bowl (Jan. 2, 2012)	Oklahoma State	L	38-41 (OT)
2012	Rose Bowl Game (Jan. 1, 2013)	Wisconsin	W	20-14
2013	Rose Bowl Game (Jan. 1, 2014)	Michigan State	L	24-20
2014	Foster Farms Bowl (Dec. 30, 2014)	Maryland	W	45-21
2015	Rose Bowl Game (Jan. 1, 2016)	Iowa	W	45-16
2016	Sun Bowl (Dec. 30, 2016)	North Carolina	W	25-23
2017	Alamo Bowl (Dec. 28, 2017)	TCU	L	37-39
2018	Sun Bowl (Dec. 31, 2018)	Pitt	W	14-13

1902 Rose Bowl Game Michigan 49, Stanford 0 January 1, 1902 • Pasadena, Calif.

	1	2	Final
Michigan	17	32	49
Stanford	0	0	0

Approximately 8,500 people crowded into Tournament Park on the California Institute of Technology campus to witness the first Rose Bowl Game. The best in the West versus the best in the East had been brought together by tournament officials to attract more national attention to their pageant.

What spectators got was a flat-out massacre by the “point-a-minute” Michigan Wolverines, who had outscored opponents 501-0 during the regular season.

Coached by Fielding H. Yost, an assistant at Stanford the year before, Michigan outplayed Stanford in every aspect of the game. For the Wolverines, fullback Neil Snow rushed for five touchdowns and Ev Sweeley punted for almost 900 yards and kicked four field goals.

In a violent game, Stanford guard William Roosevelt, a second cousin of President Teddy Roosevelt, played an astonishing 15 minutes with a broken leg before having to leave the game with fractured ribs in addition to the leg injury.

The game ended with eight minutes remaining on the clock after the two team captains agreed to finally halt the Michigan onslaught.

Following the contest, the Rose Bowl Game was discontinued until the first day of 1916, when Washington State defeated Brown, 14-3.

1925 Rose Bowl Game Notre Dame 27, Stanford 10 January 1, 1925 • Pasadena, Calif.

	1	2	3	4	Final
Notre Dame	0	13	7	7	27
Stanford	3	0	7	0	10

One of the most classic Rose Bowl Game matchups occurred in 1925 when Stanford coach Pop Warner and star player Ernie Nevers went up against Knute Rockne and “The Four Horsemen” of Notre Dame.

When it was over, the Fighting Irish had a 27-10 victory, a 10-0 season and a national championship, while Stanford finished 7-1-1. Turnovers proved to be Stanford’s undoing in the game as three Irish touchdowns were scored on Stanford giveaways.

Nevers, Stanford’s All-American two-way star, turned in one of the greatest performances in the school’s history. Not only did he play all 60 minutes in the game, but he rushed for 114 yards, more yardage than all the Four Horsemen combined, despite having his ankles bandaged so tightly that the circulation was almost completely shut off. Both ankle bones had been broken earlier in the season and the casts had been taken off just 10 days before the Rose Bowl Game. Nevers could barely walk.

Elmer Layden was the star Horseman on this day by scoring three touchdowns for Notre Dame, two on interception returns. His 76-yard return in the second quarter moved the Irish to a 13-3 lead, and his 70-yard touchdown return in the fourth quarter provided Notre Dame with its final score.

Murray Cuddeback kicked a 17-yard field goal in the first quarter to give Stanford an early 3-0 lead. Notre Dame then scored 20 unanswered points before Stanford managed to score and cut the lead to 20-10.

1927 Rose Bowl Game Stanford 7, Alabama 7 January 1, 1927 • Pasadena, Calif.

	1	2	3	4	Final
Alabama	0	0	0	7	7
Stanford	7	0	0	0	7

In a game that pitted two unbeaten teams, Stanford and Alabama played to a 7-7 tie in a game that set a Rose Bowl Game attendance record of 57,417.

Pop Warner’s Stanford team entered the game with a 10-0 record while the Crimson Tide brought a 9-0 record to Pasadena. The Tide averted its first loss of the season by scoring the tying touchdown in the last minute of the game.

Stanford’s only score came in the first quarter when quarterback George Bogue connected with Ed Walker for a 20-yard touchdown.

With Stanford nursing a 7-0 lead late in the fourth quarter, Alabama’s Clark Pearce blocked a Stanford punt on the 47-yard line, which was ultimately recovered on Stanford’s 14-yard line.

Five plays later, Alabama scored a touchdown and kicked the extra point to preserve its unbeaten season.

Stanford outgained the Tide 311-92 in total offense.



STANFORD BOWL HISTORY



1928 Rose Bowl Game Stanford 7, Pitt 6 January 2, 1928 • Pasadena, Calif.

	1	2	3	4	Final
Pitt	0	0	6	0	6
Stanford	0	0	7	0	7

For the third time in four years, Stanford was selected to play in the Rose Bowl Game and for the first time, came away with a victory, beating Pittsburgh, 7-6.

Pitt's Jimmy Hagen broke a scoreless tie when he returned a fumble recovery 20 yards for a touchdown in the third quarter. Stanford quickly answered as quarterback Spud Lewis hit Biff Hoffman on a screen pass but fumbled after receiving a hard hit just before the end zone. Stanford's Frankie Wilton recovered the fumble and streaked into the end zone for the tying score.

Hoffman added the extra point to give Stanford its first Rose Bowl Game victory.

1934 Rose Bowl Game Columbia 7, Stanford 0 January 1, 1934 • Pasadena, Calif.

	1	2	3	4	Final
Columbia	0	7	0	0	7
Stanford	0	0	0	0	0

The "Vow Boys" made their first of three straight Rose Bowl Game appearances but were shut out by the Columbia Lions, 7-0.

Columbia scored the game's only touchdown in the second quarter on a skillfully executed hidden ball trick which worked to perfection. The play, known as "KF-79", began on Stanford's 17-yard line. Columbia quarterback Cliff Montgomery handed the ball off to halfback Al Barabas, who hid the ball on his hit and waited patiently. When the entire Stanford team had been either faked or blocked, Barabas ran virtually untouched into the endzone for the game's only score.

The fact the game was even played was remarkable. The Pasadena Fire Department had to pump 12 inches of water off the field after heavy rains pounded Southern California in the days leading up to the game.

1935 Rose Bowl Game Alabama 29, Stanford 13 January 1, 1935 • Pasadena, Calif.

	1	2	3	4	Final
Stanford	7	0	6	0	13
Alabama	0	22	0	7	29

Alabama's passing game led by quarterback Dixie Howell and wide receiver Don Hutson proved too much for Stanford, as the Crimson Tide handed the Indians their second straight Rose Bowl Game defeat, 29-13.

Howell completed nine of 12 passes for 160 yards while Hutson caught six passes for 164 yards and two touchdowns as the Tide completed an undefeated season.

Stanford took an early 7-0 lead in the first quarter, as Bobby Grayson carried over from a yard out for a touchdown which was set up by a Tide turnover.

However, Alabama scored 22 consecutive points in the final 13 minutes of the first half to take a 22-7 lead into the locker room at intermission.

Stanford cut the lead to 22-13 in the third quarter, but the Howell-Hutson combination struck again in the fourth quarter, connecting on a 59-yard touchdown pass on a third-and-23 play from its own 41-yard line.

1936 Rose Bowl Game Stanford 7, SMU 0 January 1, 1936 • Pasadena, Calif.

	1	2	3	4	Final
Stanford	7	0	0	0	7
SMU	0	0	0	0	0

The third time proved to be the charm for the "Vow Boys" who went to Pasadena with another vow: to win the Rose Bowl Game.

Stanford quarterback Bill Paulman scored the game's only touchdown on a one-yard bootleg play in the first quarter.

SMU made its only serious scoring threat in the second quarter when it drove down to the Stanford five-yard line. Stanford's Wes Muller then forced and recovered a fumble inside the five-yard line, ending the threat.

The game was a defensive battle throughout.

Stanford's Bobby Grayson gained just 28 yards in 17 attempts while Bones Hamilton netted 23 yards on 15 carries.

1941 Rose Bowl Game Stanford 21, Nebraska 13 January 1, 1941 • Pasadena, Calif.

	1	2	3	4	Final
Stanford	7	7	7	0	21
Nebraska	7	6	0	0	13

In 1940, Stanford got a new football coach in Clark Shaughnessy and the rest of the football world got a revolutionary style of football that would forever change the game.

Shaughnessy and his "T" Formation proved to be an offense filled with innovative tricks that left fans astonished and opponents flat-footed. The Indians bowled over all nine of its regular season opponents and came into the Rose Bowl Game with a perfect 9-0 record. The Cornhuskers (8-1) were ranked seventh in the nation and had lost just once all season to top-ranked Minnesota.

But, the game belonged to Shaughnessy and the "Wow Boys." The "T" Formation featured a completely new offensive set with the quarterback taking the snap from right behind the center. It is this game that is generally considered the clincher that convinced football pundits that the "T" was the offense of the future.

Of course, Shaughnessy's new offense was not without its stars. In quarterback Frankie Albert, halfbacks Pete Kmetovic and Hugh Gallarneau and fullback Norm Standlee, the Indians had the right tools to run the "T." Shaughnessy would later call this backfield one of the greatest of all-time in American football history.

1952 Rose Bowl Game Illinois 40, Stanford 7 January 1, 1952 • Pasadena, Calif.

	1	2	3	4	Final
Illinois	6	0	7	27	40
Stanford	7	0	0	0	7

In the first nationwide telecast of the Rose Bowl Game, Illinois pounded Stanford, 40-7.

The Indians held an early 7-6 lead in the first quarter, only to see the Illini score 34 unanswered points to secure the sixth straight victory for the Big Ten in the New Year's Day game.

Stanford, which had won nine consecutive games during the regular season, finished the year ranked seventh in the nation in the final wire service polls.



STANFORD BOWL HISTORY



1971 Rose Bowl Game Stanford 27, Ohio State 17 January 1, 1971 • Pasadena, Calif.

	1	2	3	4	Final
Stanford	10	0	3	14	27
Ohio State	7	7	3	0	17

Making its first Rose Bowl Game appearance in 19 years, Stanford stunned the college football world with a convincing 27-17 upset over previously unbeaten Ohio State.

Heisman Trophy winner Jim Plunkett completed 20 of 30 passes for 265 yards and one touchdown, while the Stanford defense, led by tackle Dave Tipton and linebacker Jeff Siemon, limited the Buckeyes to just three points in the second half as the Indians erased a 14-10 halftime deficit.

Stanford trailed 17-13 after three quarters, but Plunkett engineered an 80-yard, 13-play scoring drive early in the fourth period, culminated by a one-yard touchdown run by Jackie Brown.

On the Buckeyes next possession, Stanford's Jack Schultz intercepted a Rex Kern pass, giving the Indians the ball on the Ohio State 25-yard line. Four plays later, Plunkett connected with Randy Vataha for a 10-yard touchdown to give Stanford a 27-17 lead with just over eight minutes left to play.

1972 Rose Bowl Game Stanford 13, Michigan 12 January 1, 1972 • Pasadena, Calif.

	1	2	3	4	Final
Stanford	0	0	3	10	13
Michigan	0	3	0	9	12

Quarterback Don Bunce and the "Thunderchickens" defense gave Stanford head coach John Ralston his second consecutive Rose Bowl Game victory in a thrilling, come-from-behind victory over previously unbeaten Michigan.

A 31-yard field goal by Rod Garcia with 0:12 remaining capped off a wild fourth quarter, as the underdog Indians scored their second straight upset victory before 103,154 at the famed stadium.

A safety gave Michigan a 12-10 lead with 3:18 remaining. After regaining possession on its own 22-yard line with 1:48 remaining, Bunce completed five consecutive passes, moving the Indians down to the Michigan 17-yard line with 22 seconds remaining.

Two plays, three yards gained and two timeouts later, on came Garcia to attempt a game-winning 31-yard field goal. His kick split the uprights, handing Stanford an improbable, come-from-behind victory.

Bunce, who completed 24 of 44 passes for 290 yards, was named the game's MVP.

1977 Sun Bowl Stanford 24, LSU 14 December 31, 1977 • El Paso, Texas

	1	2	3	4	Final
LSU	7	7	0	0	14
Stanford	0	10	7	7	24

Playing in its first post-season bowl game other than the Rose Bowl Game, Stanford notched a 24-14 victory over favored LSU in the Sun Bowl.

Under the direction of first-year head coach Bill Walsh, Stanford ended the season with a 9-3 record and a No. 15 ranking in both wire service polls.

The game was billed as an offensive showdown with the passing of Stanford quarterback Guy Benjamin and the running of LSU All-American Charles Alexander.

Benjamin completed 23 of 36 passes for a Sun Bowl-record 269 yards while Alexander finished the game with 197 yards on the ground, also a record.

But the game was decided by Stanford's defense, which shut out the Tigers in the second half. Linebacker Gordy Ceresino led both teams with 22 tackles and was awarded the Chuck Hughes Memorial Trophy for his outstanding defensive play.

1978 Bluebonnet Bowl Stanford 25, Georgia 22 December 31, 1978 • Houston, Texas

	1	2	3	4	Final
Stanford	0	0	22	3	25
Georgia	3	12	7	0	22

Stanford won its fourth bowl game in four appearances in the 1970s as Bill Walsh led his Cardinal to a spectacular come-from-behind victory over heavily favored Georgia.

The Cardinal entered the game with a 7-4 overall mark, 4-3 in the Pac-10 and unranked. Georgia, on the other hand, was 9-1-1 and ranked seventh and 11th by the two wire service polls.

The Bulldogs jumped out to a 15-0 lead at the half and led 22-0 early in the third quarter before Stanford got its wake-up call. The Cardinal proceeded to score 25 unanswered points in a six-and-a-half minute span to take the lead. Stanford's 25-22 lead early in the fourth quarter held up as the Cardinal defense, led by Gordy Ceresino, shut out the powerful Bulldog offense to preserve the win.

Ceresino was named the game's Defensive MVP as he accounted for 20 tackles. Cardinal quarterback Steve Dils was the Offensive MVP after leading the remarkable comeback. He completed 17 of 28 passes for 210 yards and three touchdowns.

1986 Gator Bowl Clemson 27, Stanford 21 December 27, 1986 • Jacksonville, Fla.

	1	2	3	4	Final
Stanford	0	0	7	14	21
Clemson	7	20	0	0	27

There were two different games played on this day in Jacksonville, Florida. The first belonged to Clemson in the first half and the second belonged to the Cardinal in the final half.

The difference, however, was that Clemson won the first half 27-0 and Stanford won the second half 21-0 - giving the Tigers a 27-21 victory in the Cardinal's first post-season bowl appearance since the 1978 Bluebonnet Bowl.

Clemson gained 291 yards and had 15 first downs in the first half while the Cardinal gained just 57 yards and recorded three first downs. The Tigers' 27-0 first half lead was largely due to the running of Terrence Flagler and Kenny Flowers and the passing of quarterback Rod Williams, who completed 8-of-11 for 101 yards.

Stanford's starting quarterback - John Paye - could not play due to injury and seldom-used backup Greg Ennis was called to action. Ennis completed 20-of-40 for 168 yards for the game, but was just 6-of-13 for 18 yards in the first half. Brad Muster, the 1986 Pac-10 Offensive Player of the Year, earned co-MVP honors with Clemson's Williams after rushing for 70 yards on 17 carries and catching four passes for 53 yards and two touchdowns.

1991 Aloha Bowl Georgia Tech 18, Stanford 17 December 25, 1991 • Honolulu, Hawaii

	1	2	3	4	Final
Georgia Tech	10	0	0	8	18
Stanford	7	10	0	0	17

Stanford's "Now Boys" entered the Aloha Bowl with a seven-game winning streak - the program's longest since 1951 - as the Cardinal was making its first bowl appearance since 1986.

The Cardinal jumped out to first-half leads of 7-0 and 17-10, but Georgia Tech scored a touchdown and two-point conversion in the last 14 seconds of the game to secure an 18-17 victory. Stanford led 17-10 with 1:41 remaining in the game when its drive stalled on the Georgia Tech 45.

Tommy Vardell finished the game with 104 yards and accounted for both of Stanford's touchdowns, but was knocked out of the game in the second half after breaking his collarbone. Quarterback Steve Stenstrom finished the game completing 16 of 32 passes for 170 yards.



STANFORD BOWL HISTORY



1993 Blockbuster Bowl Stanford 24, Penn State 3 January 1, 1993 • Miami, Fla.

	1	2	3	4	Final
Stanford	7	7	10	0	24
Penn State	3	0	0	0	3

The culmination of one of the greatest football seasons in Stanford history came on a warm and cloudy day in Miami.

The Cardinal, Pac-10 Co-Champions for the first time since 1971 and playing in its first New Year's Day Bowl Game since the 1972 Rose Bowl Game, beat traditional power Penn State, 24-3, in the Blockbuster Bowl in a game that clearly showed why Stanford was a top-10 team.

Stanford used a familiar formula: a dominating defense and an effective offense.

After Stanford took a 14-3 lead into the locker room at halftime, Penn State could muster just 29 rushing yards, 53 via the pass and only 82 total yards the entire second half.

Senior cornerback Darrien Gordon was named the game's Most Outstanding Player after holding Penn State All-American wide receiver O.J. McDuffie intact. Gordon recorded seven tackles and was credited with six pass breakups.

Steve Stenstrom completed 17 of 28 passes for 210 yards and two touchdowns while fullback Ellery Roberts added 98 yards on the ground.

1995 Liberty Bowl East Carolina 19, Stanford 13 December 30, 1995 • Memphis, Tenn.

	1	2	3	4	Final
Stanford	0	7	6	0	13
East Carolina	7	9	0	3	19

Stanford was picked to finish last in the Pac-10 by many of the preseason prognosticators but the Cardinal under first-year head coach Tyrone Willingham had different ideas. Stanford found itself unbeaten after its first five games, with only a tie against Wisconsin blemishing an otherwise perfect ledger.

The Cardinal picked up three more wins late in the season against Oregon State, Washington State and Cal to finish the regular season with a 7-3-1 mark and gain an invitation to the St. Jude Liberty Bowl, where it would face East Carolina.

Stanford could not get on track offensively and managed just 11 first downs and 211 yards in total offense in a 19-13 loss to the Pirates. The Cardinal faced a third-and-one from the Pirate 20 with less than a minute left to play, but Mark Butterfield's last two passes fell incomplete and ECU took over on downs with 11 seconds left in the game.

1996 Sun Bowl Stanford 38, Michigan State 0 December 31, 1996 • El Paso, Texas

	1	2	3	4	Final
Stanford	7	14	10	7	38
Michigan State	0	0	0	0	0

In the most lopsided bowl game victory in school history, Stanford completely took apart Michigan State en route to a 38-0 Sun Bowl win, the first shutout by a Cardinal team since 1974.

Stanford advanced to the 18th bowl game in school history and the second straight under Tyrone Willingham. The Cardinal's win gave Stanford a 7-5 final record and five consecutive wins to end the season.

The game was as one-sided as the score indicated. Stanford scored touchdowns on offense, defense and special teams, led 21-0 at the half and never allowed the Spartans to mount any semblance of a comeback in the second half.

Chad Hutchinson was named the game's offensive MVP after completing 22 of 28 passes for 226 yards and one touchdown. Anthony Bookman ran wild in El Paso, finishing the contest with 103 yards on 11 carries.

Defensive end Kailee Wong recorded 10 tackles, three tackles for loss and two sacks and was named the game's defensive MVP.

2000 Rose Bowl Game Wisconsin 17, Stanford 9 January 1, 2000 • Pasadena, Calif.

	1	2	3	4	Final
Stanford	0	9	0	0	9
Wisconsin	0	3	7	7	17

Stanford returned to Pasadena for the first time since 1972 after finishing the regular season 8-4 overall, including a sparkling 7-1 Pac-10 Conference record. Stanford was a heavy underdog to Big Ten champion Wisconsin, but gave the fourth-ranked Badgers all they could handle in a 17-9 defeat.

Stanford's effort was even more impressive considering the Cardinal suffered crucial injuries to key players -- notably wide receiver Troy Walters and defensive end Willie Howard -- leading up to the game. Walters played in the game with a heavily wrapped wrist and caught three passes for 52 yards and Howard defied the odds and made a start at defensive end and recorded five tackles.

Stanford, which had yielded an average of 452.8 yards per game in the regular season, limited the Badgers to just 331 yards in total offense. However, 200 of those yards came on the efforts of Heisman Trophy-winner Ron Dayne. Todd Husak finished the game with 258 passing yards, but Stanford was held to minus-five yards in rushing offense.

2001 Seattle Bowl Georgia Tech 24, Stanford 14 December 27, 2001 • Seattle, Wash.

	1	2	3	4	Final
Georgia Tech	7	10	0	7	24
Stanford	0	3	3	8	14

Coming off one of the best regular season performances in the 106-year history of the program, Stanford rode into post-season play with momentum, boasting a spectacular 9-2 record.

The nine victories marked the first time since 1992 that the Cardinal accomplished this feat, and was only the second time in 50 years that the program had attained this mark. The 11th-ranked Cardinal aimed for its 10th victory in the Pacific Northwest against Georgia Tech in the inaugural Seattle Bowl.

Despite a fourth-quarter surge that pulled the Cardinal within a field goal with 11:39 left in the contest, unranked Georgia Tech surprised Stanford 24-14.

Stanford finished the year with a 9-3 record and was ranked 16th in the nation by the Associated Press. Lewis, who replaced starter Randy Fasani at the end of the third quarter, was named Stanford's Player of the Game after completing 6 of 13 passes for 110 yards and one touchdown.

2009 Sun Bowl Oklahoma 31, Stanford 27 December 31, 2009 • El Paso, Texas

	1	2	3	4	Final
Oklahoma	10	7	14	0	31
Stanford	7	17	0	3	27

Playing in its first bowl game since 2001, Stanford fell to Oklahoma, 31-27, before a sellout crowd of 53,713.

Oklahoma's Landry Jones completed 30 of 51 passes for 418 yards and three touchdowns to earn game MVP honors. The 418 yards tied for the ninth-highest passing total ever by a Stanford opponent.

The 19th-ranked Cardinal was without the services of quarterback Andrew Luck, who was sidelined with a broken right index finger suffered a month earlier.

Tavita Pritchard made his first start of the season and completed 8 of 19 passes for 117 yards. Toby Gerhart ended his Stanford career by rushing for 135 yards on 32 carries to go along with two touchdowns.

Stanford enjoyed a 24-17 halftime lead. The Cardinal managed just 79 yards in total offense and four first downs in the second half.

A 21-yard field goal by Whitaker cut the lead to 31-27 in the fourth quarter. Stanford regained possession at its own 15-yard line with 3:21 remaining, but saw its season come to an end after going four-and-out.



STANFORD BOWL HISTORY



2011 Orange Bowl Stanford 40, Virginia Tech 12 January 3, 2011 • Miami Gardens, Fla.

	1	2	3	4	Final
Stanford	7	6	13	14	40
Virginia Tech	2	10	0	0	12

Stanford added an exclamation point to its historic 2010 season with a 40-12 victory over Virginia Tech in the Discover Orange Bowl in Miami Gardens, Fla.

Behind four touchdown passes by quarterback Andrew Luck, Stanford pulled away from the ACC-champion Hokies in the second half en route to its school record 12th victory of the season. Three of Luck's four touchdown strikes went to tight end Coby Fleener, who finished the game with six receptions for 173 yards, both career highs.

Luck, who was named the game's Most Outstanding Player, completed 18 of 23 passes for 287 yards and four touchdowns. After completing 9 of 13 passes in the first half, Luck was nearly perfect following intermission, completing 9 of 10 attempts for 201 yards and three touchdowns – all to Fleener.

Stanford led just 13-12 at halftime, as the Hokies thwarted a fake punt and blocked an extra point try.

Running back Jeremy Stewart, who had been hampered all year with injuries, broke loose for a 60-yard touchdown run at the 6:16 mark of the first quarter to give the Cardinal a 7-0 lead.

After Virginia Tech took a 13-9 lead, Luck connected with tight end Zach Ertz for a 25-yard touchdown pass that capped an eight-play, 79-yard scoring drive. A field goal by Virginia Tech's Chris Hazley just before halftime cut Stanford's lead to 13-12 at the break.

The second half belonged to the Cardinal, as Stanford scored on its first four possessions on its way to its eighth consecutive victory. Owen Marecic opened the second half scoring spree with a one-yard run at the 8:47 mark of the third quarter to give Stanford a 19-12 lead.

Luck then hit Fleener for touchdowns of 41, 58 and 38 yards, securing Stanford's first bowl victory since 1996.

Stanford's defense, behind a 12-tackle effort from linebacker Shayne Skov, limited a strong Hokies running game to just 66 yards.

It was the final game for Stanford head coach Jim Harbaugh, who compiled a 29-21 in four seasons at the helm of the Cardinal program. With the win, Stanford became the first FBS team to win 12 games four years after losing 11 contests.

2012 Fiesta Bowl Oklahoma State 41, Stanford 38 (OT) January 3, 2012 • Glendale, Ariz.

	1	2	3	4	OT	Final
Stanford	7	14	7	10	0	38
Oklahoma State	0	21	3	14	3	41

In the most anticipated postseason game outside of the BCS National Championship Game, third-ranked Oklahoma State dealt fourth-ranked Stanford a heartbreaking 41-38 overtime loss in a wildly entertaining Tostitos Fiesta Bowl in Glendale, Ariz.

Quinn Sharp's 22-yard field goal in overtime gave the Cowboys its first BCS title, only after Stanford kicker Jordan Williamson misfired on two critical field goal attempts, one at the end of regulation and the other in overtime.

Quarterbacks Andrew Luck and Brandon Weeden each threw for over 300 yards while Stanford running back Stepfan Taylor ran for a career-high 177 yards on 35 carries.

Two-time Biletnikoff Award winner Justin Blackman caught eight passes for 186 yards, including touchdowns of 43, 67 and 17 yards.

Luck was especially brilliant in his final game in a Stanford uniform, completing 27 of 31 passes for 347 yards and two touchdowns, including a 53-yard bomb to Ty Montgomery that accounted for the game's first touchdown.

Stanford compiled 590 yards in total offense, compared to 412 for Oklahoma State, and held the Cowboys to just 13 yards rushing.

The Cardinal never trailed in the game until Sharp made the game-winning field goal that left Stanford crestfallen.

The two teams combined for 24 points in a wild fourth quarter.

Taylor's one-yard touchdown run with 4:34 left capped a 13-play, 69-yard scoring drive that gave the Cardinal a short-lived 38-31 lead.

Weeden and the Cowboys marched 67-yards in nine plays and tied the game when Joseph Randall carried over from four yards out with 2:35 left.

Luck then drove the Cardinal down to the Cowboys 23-yard line, setting up a potential game-winning field goal with :03 remaining.

However, Williamson's attempt missed badly, sending the game into overtime. Stanford had the first crack in overtime, but Williamson misfired on a 43-yard attempt.

2013 Rose Bowl Game Stanford 20, Wisconsin 14 January 1, 2013 • Pasadena, Calif.

	1	2	3	4	Final
Wisconsin	0	14	0	0	14
Stanford	14	3	0	3	20

Stanford finished a 12-2 campaign with a 20-14 victory over Wisconsin in the 99th Rose Bowl Game. In a defense-dominated second half, Usua Amanam stopped Wisconsin's final drive with an interception near midfield with 2:30 to play to seal the program's first Rose Bowl victory in 40 years.

Stepfan Taylor rushed for 89 yards and an early touchdown, while Kevin Hogan passed for 123 yards, but Stanford won the game with a shutdown effort by its defense, which held Wisconsin scoreless with just 82 yards after halftime.

Kelsey Young took his only carry 16 yards for a score on Stanford's opening possession, and Taylor scored on the second drive after a big catch by Zach Ertz. Wisconsin kept the Cardinal out of the end zone for the final 51 minutes, but Stanford's defense didn't need any more help in the Cardinal's eighth straight victory to end the campaign.

Following Taylor's 3-yard touchdown run just eight and a half minutes in to give the Cardinal a 14-0 lead, Wisconsin briefly got going only to be turned back by Stanford's defense with a goal line stand from its 1-yard line.

Montee Ball had an 11-yard touchdown run midway through the second quarter and, following a Stanford field goal, the Badgers cut the deficit to 17-14 on Jordan Fredrick's short touchdown catch just 19 seconds before the break.

Wisconsin would get no closer as Stanford celebrated in front of 93,359 fans.



STANFORD BOWL HISTORY



2014 Rose Bowl Game Michigan State 24, Stanford 20 January 1, 2014 • Pasadena, Calif.

	1	2	3	4	Final
Michigan State	0	14	3	7	24
Stanford	10	7	0	3	20

Stanford took a 10-0 lead after the first quarter, but could not hold on as Michigan State came back for a 24-20 victory in the 100th Rose Bowl Game.

Tyler Gaffney ran for 91 yards and an early touchdown for Stanford, and linebacker Kevin Anderson returned an interception 40 yards for a score late in the first half.

Kevin Hogan threw for 143 yards on 10 of 18 passing, including a 51-yard connection to Devon Cajuste in the third quarter and a 43-yard strike to Michael Rector in the first.

Ed Reynolds led the defense with 10 tackles and Shayne Skov had a sack and three tackles for loss. But Michigan State's Connor Cook passed for a career-high 332 yards on 22 of 36 passing.

Cook's connection with Tony Lippett in the fourth quarter proved to be the difference.

The tie-breaking pass came from 25-yards out and Stanford could not muster a comeback of its own, despite a late field goal from Jordan Williamson.

The Spartan's defense ended it by stopping the Pac-12 champion Cardinal on fourth-and-1 with 1:46 to play, stuffing a run play up the middle.

A mere 112 years after the game considered the first Rose Bowl was played in a park elsewhere in Pasadena, Stanford and Michigan State engaged in an old-fashioned slugfest in the venerable stadium that later hosted the BCS title game.

Stanford fell to 54-13 over the last five seasons, including four straight appearances in BCS bowl games.

2014 Foster Farms Bowl Stanford 45, Maryland 21 December 30, 2014 • Santa Clara, Calif.

	1	2	3	4	Final
Maryland	0	7	0	14	21
Stanford	7	21	7	10	45

Kevin Hogan threw for 189 yards and two touchdowns, Remound Wright ran for three short scores, and Stanford overwhelmed Maryland, 45-21, in the Foster Farms Bowl.

On a chilly, windy night in Silicon Valley, Stanford blew past the Terrapins with a complete performance. They outgained Maryland 414 to 222 yards and looked right at home at Levi's Stadium, about 11 miles from campus.

It was the most points scored in a bowl game in Stanford history. Stanford denied Maryland its first postseason win since 2010.

Hogan, named the game's most valuable offensive player, completed 14 of 20 passes. Wright tied the bowl record for touchdowns rushing, and Stanford's smothering defense did the rest.

Ten receivers caught passes, with Devon Cajuste (four receptions for 47 yards and two touchdowns) and tight end Austin Hooper (five receptions for 71 yards) leading the way.

Christian McCaffrey had 138 all-purpose yards and Ricky Seale ran for his first career touchdown -- a 1-yard plunge that put Stanford up 42-7 early in the fourth.

Maryland quarterback C.J. Brown moved the offense early, although he was sacked six times. Brown finished 15-for-27 passing for 205 yards and one interception and ran for a late touchdown.

Diggs caught 10 passes for 138 yards, Wes Brown ran for a short touchdown early in the second quarter and William Likely returned a kickoff 100 yards for a score in the fourth after the game had become a rout.

James Vaughters had five tackles, three of which were quarterback sacks, to earn defensive MVP honors.

2016 Rose Bowl Game Stanford 45, Iowa 16 January 1, 2016 • Pasadena, Calif.

	1	2	3	4	Final
Stanford	21	14	3	7	45
Iowa	0	0	3	13	16

The first time Christian McCaffrey touched the ball in the 102nd Rose Bowl, he took it 75 yards for a spectacular touchdown. A few hundred yards later, Stanford's star had smashed the oldest bowl game's record for all-purpose yards while leading the Cardinal to a blowout win over Iowa.

McCaffrey caught a touchdown pass on the opening snap and returned a punt 63 yards for another score while racking up 368 all-purpose yards, propelling No. 5 Stanford to a 45-16 victory over the sixth-ranked Hawkeyes.

McCaffrey was sublime in his Rose Bowl debut, breaking the all-purpose yards record set by Wisconsin's Jared Abbrederis in 2012. The speedy running back turned in one of the most dynamic performances in the Rose Bowl's lengthy history.

The world was wide awake to see McCaffrey in Pasadena -- and he scored 11 seconds in. Hogan's throw to McCaffrey was the second-longest touchdown pass in Rose Bowl history and the longest play given up all season by the stingy Iowa defense.

McCaffrey finished with 172 yards rushing, 105 yards receiving and 91 on kick returns, putting an appropriate cap on the season in which he set the NCAA record for all-purpose yards. He also became the first player ever to rack up more than 100 yards rushing and 100 yards receiving in a Rose Bowl -- and he even became the single-season rushing leader in Stanford history with 2,109 yards on the ground.

With a powerful offensive line and a sturdy defense, Stanford ruined the first Rose Bowl in 25 years for the Hawkeyes, who followed up their remarkable 12-0 regular season with two postseason losses.

C.J. Beathard passed for 239 yards and two fourth-quarter touchdowns for the Hawkeyes, whose thousands of fans proudly filled the venerable stadium with old gold and black. The faithful had painfully little to cheer after Iowa fell behind on the first snap, putting a daylong damper on Kirk Ferentz's first Rose Bowl after 17 years as a head coach.

The Cardinal had the highest-scoring first quarter and first half in the Rose Bowl's lengthy history. After McCaffrey's opening touchdown, Hogan rushed for an 8-yard score and Quenton Meeks returned an interception 66 yards for another touchdown in the first 11 minutes.

Iowa had never trailed by more than seven points at any point in its magical season, which included the first 12-0 start in school history before a narrow loss to Michigan State in the Big Ten title game. But the rout was really on after McCaffrey made his 63-yard touchdown return in the opening minute of the second, juking Iowa linebacker Josey Jewell on the way.

Stanford even got creative -- or cruel, depending on your perspective. Hogan appeared to fake a fumbled handoff to McCaffrey in the second quarter before popping up and throwing to an untouched Michael Rector for a 31-yard score, making it 35-0 at halftime.



STANFORD BOWL HISTORY



2016 Sun Bowl Stanford 25, North Carolina 23 December 30, 2016 • El Paso, Texas

	1	2	3	4	Final
Stanford	7	6	3	9	25
North Carolina	7	0	10	6	23

Stanford got its usual dual-threat, standout performance from its running back, but this time it wasn't Christian McCaffrey.

Bryce Love took over for the absent McCaffrey in the backfield, running for 119 yards and catching a 49-yard touchdown pass to help No. 16 Stanford beat North Carolina, 25-23, in the Sun Bowl.

Stanford held on after North Carolina pulled within two with 25 seconds left on Mitch Trubisky's two-yard pass to Bug Howard, sacking Trubisky on the two-point conversion try.

Stanford took a 25-17 lead on Conrad Ukropina's 27-yard field goal with 3:23 left. North Carolina was forced to punt on its next series, but used two timeouts to get the ball back.

After taking over at their own 3, the Tar Heels drove 97 yards in 10 plays. Completing passes of 44 and 27 yards, Trubisky capped the 1:11 drive with the two-yard touchdown pass to Howard.

Stanford then sacked Trubisky on the two-point try, a rush led by Solomon Thomas forcing the quarterback to retreat before being taken down. Thomas was selected the game's MVP.

Stanford safety Dallas Lloyd intercepted two of Trubisky's passes, returning the second 19 yards for a touchdown to give Stanford a 22-17 lead early in the fourth quarter.

Starting quarterback Keller Chryst left with a knee injury in the second quarter, forcing backup Ryan Burns into the game. At that point, they were without their top two backfield weapons.

Ukropina kicked four field goals to tie a Sun Bowl record and was named the game's Most Valuable Special Teams Player. He also set a Stanford record for field goals in a season with 22. He set the record with his second-quarter kick, then added two more.

2017 Alamo Bowl TCU 39, Stanford 37 December 28, 2017 • San Antonio, Texas

	1	2	3	4	Final
Stanford	14	7	10	6	37
TCU	3	7	13	16	39

TCU rallied from 21-3 down to beat Stanford, 39-37, behind Kenny Hill, who passed for two touchdowns, ran for another, and even caught one. Cole Bunce kicked the winning 33-yard field goal with just over three minutes left after Stanford had retaken the lead.

Bryce Love rushed for 145 yards for Stanford, including a 69-yard touchdown run in the third quarter. K.J. Costello threw three touchdown passes to JJ Arcega-Whiteside, the last one giving Stanford a 37-36 lead.

Love finished with the season with 2,118 yards rushing, setting a Stanford single-season record.

Hill scored the Horned Frogs' first touchdown on a 6-yard scramble. His 27-yard touchdown catch on a throw from receiver Desmon White capped TCU's first drive of the second half.

Hill added a 93-yard touchdown pass to Jalen Reagor in the fourth quarter.

Hill completed three passes on TCU's winning drive. The Horned Frogs sealed the victory with an interception by Innis Gaines with 2:01 left.

After pinning TCU deep, Hill found Reagor for the long touchdown pass early in the fourth quarter. White, who earlier had a costly fumble, then gave TCU its first lead with a punt return touchdown.

2018 Sun Bowl Stanford 14, Pitt 13 December 31, 2018 • El Paso, Texas

	1	2	3	4	Final
Stanford	0	7	0	7	14
Pitt	0	10	3	0	13

Cameron Scarlett scored on a 1-yard run and recovered a fumble in the end zone for a second score to lead Stanford to a 14-13 victory against Pittsburgh in the Sun Bowl.

The Cardinal finished on a four-game winning streak, much the same way it did two years ago when Stanford won the Sun Bowl for a season-ending six-game streak. Making a school-record 10th straight postseason appearance, Stanford has won four of its last five bowl games, with two of those victories coming in the Sun Bowl.

Stanford struggled offensively throughout the game but was playing without five starters: tailback Bryce Love, receiver Trenton Irwin, tight end Kaden Smith, left tackle Walker Little and right guard Nate Herbig.

In fact, the Cardinal did not score in the first quarter, representing its first scoreless quarter of play in a bowl game since being shut out in the third quarter of the 2014 Rose Bowl Game against Michigan State.

Scarlett finished with 91 yards on 21 carries while filling in for Love, who missed the game due to injury. Scarlett was honored as the C.M. Hendricks Most Valuable Player, while on the defensive side, Thomas Booker was recognized as the Jimmy Rogers, Jr. Most Valuable Lineman.

The Cardinal was 0 for 8 on third downs before K.J. Costello hit JJ Arcega-Whiteside for a 12-yard completion. A 49-yard pass to Arcega-Whiteside followed, and Scarlett recovered Costello's fumble for the go-ahead score on the next play with 11:28 left.

Pitt, which had a 10-7 halftime lead and was up 13-7 early in the fourth quarter, was led by tailback Darrin Hall, who had 16 carries for 123 yards and a score.



STANFORD VS. AP TOP 25



Season	Opponent (Rank)	Date	Result	Score
1936	USC (6)	---	L	7-14
	Washington (6)	---	T	14-14
1937	California (2)	---	L	0-13
1938	at California (9)	---	L	0-6
	Dartmouth (13)	---	W	23-13
1939	at USC (4)	---	L	0-33
1940	at Washington State (19)	---	W	26-14
	USC (17)	---	W	21-17
	Washington (11)	---	W	20-10
	Oregon State (19)	---	W	28-14
	vs. Nebraska (7) [Rose Bowl]	---	W	21-13
1942	UCLA (11)	---	L	7-21
1946	at UCLA (5)	---	L	6-26
1947	UCLA (19)	---	L	6-39
	at USC (5)	---	L	0-14
	California (9)	---	L	18-21
1948	vs. Army (4)	---	L	0-43
	at California (4)	---	L	6-7
1949	UCLA (18)	---	L	7-14
	at USC (12)	---	W	34-13
	California (3)	---	L	14-33
1950	Army (3)	---	L	0-7
	at California (4)	---	T	7-7
1951	Washington State (16)	---	W	21-13
	at USC (6)	---	W	27-20
	California (19)	---	L	7-20
	vs. Illinois (4)	---	L	7-40
1952	at Washington State (15)	---	W	14-13
	at UCLA (10)	---	L	14-24
	USC (6)	---	L	7-54
1953	UCLA (4)	---	W	21-20
	at USC (17)	---	L	20-23
1954	at Oregon (16)	---	W	18-13
	Navy (19)	---	L	0-25
	at UCLA (3)	---	L	0-72
	USC (10)	---	L	7-21
1955	Ohio State (8)	---	W	6-0
	UCLA (9)	---	L	13-21
	at USC (16)	---	W	28-20
1956	Michigan State (3)	---	L	7-21
	at Ohio State (4)	---	L	20-32
	USC (6)	---	W	27-19
	Oregon State (14)	---	L	19-20
1957	UCLA (15)	---	W	20-6
	Oregon (15)	---	L	26-27
1958	at California (19)	---	L	15-16
1959	at Wisconsin (8)	---	L	14-16
	at USC (5)	---	L	28-30
1960	Washington (12)	---	L	10-29
	at UCLA (19)	---	L	8-26
1961	at Michigan State (6)	---	L	3-31
1962	Michigan State (6)	---	W	16-13
	Washington (9)	---	L	0-14
	USC (2)	---	L	14-39
1964	at Notre Dame (2)	---	L	6-28
	at Oregon (7)	---	W	10-8
1965	at USC (6)	---	L	0-14
	UCLA (7)	---	L	13-30
1966	USC (5)	---	L	7-21
	at UCLA (8)	---	L	0-10
1967	at USC (1)	---	L	0-30
	UCLA (3)	---	L	16-21
1968	USC (2)	---	L	24-27
	California (18)	---	W	20-0

1969	at Purdue (8)	---	L	35-36
	at USC (4)	---	L	24-26
	UCLA (6)	---	T	20-20
	Air Force (20)	---	W	47-34
1970	at Arkansas (4)	---	W	34-28
	USC (4)	---	W	24-14
	at UCLA (16)	---	W	9-7
	at Air Force (13)	---	L	14-31
	vs. Ohio State (2)	---	W	27-17
1971	Duke (19)	---	L	3-9
	at Washington (11)	---	W	17-6
	vs. Michigan (4)	---	W	13-12
1972	West Virginia (20)	---	W	41-35
	USC (1)	---	L	21-30
	Washington (12)	---	W	24-0
	at UCLA (8)	---	L	23-28
1973	Penn State (7)	Sept. 15	L	6-20
	at Michigan (5)	Sept. 22	L	10-47
	UCLA (15)	Oct. 13	L	13-59
	at USC (8)	Nov. 10	L	26-27
1974	at Penn State (8)	Sept. 13	L	20-24
	Michigan (4)	Oct. 5	L	16-27
	USC (11)	Nov. 9	L	10-34
	at California (19)	Nov. 23	W	22-20
1975	at Penn State (10)	Sept. 13	L	14-34
	at Michigan (2)	Sept. 20	T	19-19
	at USC (9)	Nov. 8	W	13-10
	California (13)	Nov. 22	L	15-48
1976	at Penn State (10)	Sept. 11	L	12-15
	at Michigan (1)	Sept. 18	L	0-51
	at UCLA (5)	Oct. 9	L	20-38
	USC (4)	Nov. 6	L	24-48
1977	at Colorado (12)	Sept. 10	L	21-27
	at USC (16)	Nov. 5	L	0-49
1978	Oklahoma (4)	Sept. 9	L	29-35
	at UCLA (16)	Oct. 7	L	26-27
	USC (6)	Nov. 4	L	7-13
	vs. Georgia (11)	Dec. 31	W	25-22
1979	at USC (1)	Oct. 13	T	21-21
1980	at Oklahoma (4)	Sept. 27	W	31-14
	at UCLA (5)	Oct. 11	L	21-35
	USC (4)	Nov. 8	L	9-34
1981	Ohio State (8)	Sept. 26	L	19-24
	UCLA (17)	Oct. 10	W	26-23
	at USC (7)	Oct. 17	L	17-25
	Arizona State (17)	Oct. 24	L	36-62
	at Washington (18)	Oct. 31	L	31-42
1982	at Ohio State (13)	Sept. 25	W	23-20
	at Arizona State (11)	Oct. 9	L	17-21
	USC (14)	Oct. 16	L	21-41
	Washington (2)	Oct. 30	W	43-31
	at UCLA (12)	Nov. 13	L	35-38
1983	Oklahoma (2)	Sept. 10	L	14-27
	at Arizona State (20)	Oct. 1	L	11-29
	at Washington (17)	Oct. 15	L	15-32
	Arizona (19)	Oct. 22	W	31-22
1984	at Oklahoma (16)	Sept. 8	L	7-19
	at UCLA (17)	Oct. 6	W	23-21
	Washington (2)	Oct. 13	L	15-37
	USC (18)	Nov. 3	L	11-20
1986	Washington (12)	Oct. 11	L	14-24
	at UCLA (12)	Nov. 8	W	28-23
	Arizona (12) [Tokyo, Japan]	Nov. 29	W	29-24
1987	at Washington (13)	Sept. 5	L	21-31
	UCLA (11)	Oct. 3	L	0-49
1988	USC (6)	Sept. 10	L	20-24
	at Notre Dame (5)	Oct. 1	L	14-42
	at UCLA (6)	Nov. 12	L	17-27

1989	at Arizona (18)	Sept. 2	L	3-19
	Oregon (22)	Sept. 23	W	18-17
	Notre Dame (1)	Oct. 7	L	17-27
	at Washington State	Oct. 14	L	13-31
	at USC (10)	Oct. 28	L	0-19
1990	at Colorado (6)	Sept. 6	L	17-21
	at Notre Dame (1)	Oct. 6	W	36-31
	USC (16)	Oct. 13	L	22-37
	Washington (13)	Oct. 20	L	16-52
	at Oregon (25)	Oct. 27	L	0-31
1991	Washington (4)	Sept. 7	L	7-42
	Colorado (17)	Sept. 28	W	28-21
	Notre Dame (8)	Oct. 5	L	26-42
	UCLA (22)	Nov. 9	W	27-10
	California (6)	Nov. 23	W	38-21
1992	vs. Texas A&M (7) [Pigskin Classic]	Aug. 26	L	7-10
	at Notre Dame (6)	Oct. 3	W	33-16
	at UCLA (19)	Oct. 10	W	19-7
	at Washington (2)	Oct. 31	L	7-41
	USC (11)	Nov. 7	W	23-9
	Washington State (21)	Nov. 14	W	40-3
	vs. Penn State (21)	Jan. 1	W	24-3
1993	at Washington (12)	Sept. 4	L	14-31
	Colorado (7)	Sept. 18	W	41-37
	Notre Dame (4)	Oct. 2	L	20-48
	at Arizona (11)	Oct. 16	L	24-27
1994	Arizona (8)	Sept. 24	L	10-34
	at Notre Dame (8)	Oct. 1	L	15-34
	Washington (12)	Nov. 5	W	46-28
	Oregon (15)	Nov. 12	L	21-55
1995	at Oregon (12)	Sept. 23	W	28-21
	Washington (24)	Oct. 14	L	28-38
	at USC (14)	Nov. 4	L	30-31
1996	at Washington (18)	Oct. 6	L	6-27
	Arizona State (4)	Oct. 26	L	9-41
1997	at North Carolina (7)	Sept. 13	L	17-28
	UCLA (12)	Nov. 1	L	7-27
	at Washington State (14)	Nov. 15	L	28-38
1998	Arizona (21)	Sept. 12	L	14-31
	at Oregon (20)	Sept. 26	L	28-63
	at Notre Dame (23)	Oct. 3	L	17-35
	at UCLA (2)	Oct. 31	L	24-28
1999	at Arizona (19)	Sept. 18	W	50-22
	UCLA (18)	Sept. 25	W	42-32
	vs. Wisconsin (4) [Rose Bowl]	Jan. 1	L	9-17
2000	Texas (5)	Sept. 16	W	27-24
	at Notre Dame (25)	Oct. 7	L	14-20
	at Oregon State (23)	Oct. 14	L	6-38
	Washington (9)	Oct. 28	L	28-31
2001	at Oregon (5)	Oct. 20	W	49-42
	UCLA (4)	Oct. 27	W	38-28
	at Washington (11)	Nov. 3	L	28-42
2002	at Notre Dame (9)	Oct. 5	L	7-31
	Washington State (12)	Oct. 12	L	11-36
	at Oregon (19)	Nov. 2	L	14-41
	USC (10)	Nov. 9	L	17-49
2003	at Washington (18)	Sept. 27	L	17-28
	at USC (9)	Oct. 11	L	21-44
	Washington State (6)	Oct. 18	L	14-24
2004	USC (1)	Sept. 25	L	28-31
	at Arizona State (23)	Nov. 6	L	31-34
	at California (4)	Nov. 20	L	6-41
2005	UCLA (8)	Oct. 29	L	27-30 (OT)
	at USC (1)	Nov. 5	L	21-51
2006	at Oregon (21)	Sept. 2	L	10-48
	at Notre Dame (12)	Oct. 7	L	10-31
	USC (9)	Nov. 4	L	0-42
	at California (21)	Dec. 2	L	17-26



STANFORD VS. AP TOP 25



2007	UCLA (14)	Sept. 1	L	17-45
	Oregon (13)	Sept. 22	L	31-55
	Arizona State (23)	Sept. 29	L	3-41
	at USC (2)	Oct. 6	W	24-23
2008	at Arizona State (15)	Sept. 6	L	17-41
	USC (6)	Nov. 15	L	23-45
2009	Washington (24)	Sept. 26	W	34-14
	Oregon (7)	Nov. 7	W	52-41
	USC (11)	Nov. 14	W	55-21
2010	at Oregon (4)	Oct. 2	L	31-52
	Arizona (13)	Nov. 6	W	42-17
	vs. Virginia Tech (12) [Orange Bowl]	Jan. 3	W	40-12
2011	Washington (22)	Oct. 22	W	65-21
	at USC (20)	Oct. 29	W	56-48
	Oregon (6)	Nov. 12	L	30-53
	Notre Dame (22)	Nov. 26	W	28-14
	vs. Oklahoma State (3) [Fiesta Bowl]	Jan. 2	L	38-41 (OT)
2012	USC (2)	Sept. 15	W	21-14
	at Notre Dame (7)	Oct. 13	L	13-20
	Oregon State (13)	Nov. 10	W	27-23
	at Oregon (1)	Nov. 17	W	17-14 (OT)
	at UCLA (15)	Nov. 24	W	35-17
	UCLA (17) [Pac-12]	Nov. 30	W	27-24
2013	Arizona State (23)	Sept. 21	W	42-28
	Washington (15)	Oct. 5	W	31-28
	UCLA (9)	Oct. 19	W	24-10
	Oregon (2)	Nov. 7	W	26-20
	Notre Dame (25)	Nov. 30	W	27-20
	at Arizona State (11) [Pac-12]	Dec. 7	W	38-14
	vs. Michigan State (4) [Rose Bowl]	Jan. 1	L	20-24
2014	USC (14)	Sept. 6	L	10-13
	at Notre Dame (9)	Oct. 4	L	14-17
	at Arizona State (17)	Oct. 18	L	10-26
	at Oregon (4)	Nov. 1	L	16-45
	Utah (25)	Nov. 15	L	17-20 (2OT)
	at UCLA (9)	Nov. 28	W	31-10
2015	at USC (6)	Sept. 12	W	41-31
	UCLA (18)	Oct. 15	W	56-35
	Notre Dame (4)	Nov. 28	W	38-36
	vs. USC (24) [Pac-12]	Dec. 5	W	41-22
	vs. Iowa (6) [Rose Bowl]	Jan. 1	W	45-16
2016	at Washington (10)	Sept. 30	L	6-44
2017	at USC (6)	Sept. 9	L	24-42
	at Utah (20)	Oct. 8	W	23-20
	at Washington State (25)	Nov. 4	L	21-24
	Washington (9)	Nov. 10	W	30-22
	Notre Dame (9)	Nov. 25	W	38-20
	vs. USC (11) [Pac-12]	Dec. 1	L	28-31
	vs. TCU (13) [Alamo Bowl]	Dec. 28	L	37-39
2018	USC (17)	Sept. 8	W	17-3
	at Oregon (20)	Sept. 22	W	38-31 (OT)
	at Notre Dame (8)	Sept. 29	L	17-38
	Washington State (14)	Oct. 27	L	38-41
2019	at UCF (17)	Sept. 14	L	27-45
	Oregon (16)	Sept. 21	L	6-21
	Washington (15)	Oct. 5	W	23-13
	Notre Dame (15)	Nov. 30	L	24-45

STANFORD VS. RANKED OPPONENTS

Overall record	89-163-5 (.356)
Home	49-73-2 (.403)
Away	31-82-3 (.280)
Neutral (includes bowls)	9-8-0 (.529)

Bowl Game Records

Rushing Attempts	35 • Stepfan Taylor vs. Oklahoma State • 2012 Fiesta Bowl
Rushing Yards	177 • Stepfan Taylor vs. Oklahoma State • 2012 Fiesta Bowl
Rushing Touchdowns	3 • Remound Wright vs. Maryland • 2014 Foster Farms Bowl
Longest Rush	69 • Bryce Love vs. TCU • 2017 Alamo Bowl
Pass Attempts	44 • Don Bunce vs. Michigan • 1972 Rose Bowl
Pass Completions	27 • Andrew Luck vs. Oklahoma State • 2012 Fiesta Bowl
Consecutive Pass Completions	11 • Andrew Luck vs. Oklahoma State • 2012 Fiesta Bowl
Passing Yards	347 • Andrew Luck vs. Oklahoma State • 2012 Fiesta Bowl
Passes Intercepted	2 (4) • last by K.J. Costello vs. TCU • 2017 Alamo Bowl
Touchdown Passes	4 • Andrew Luck vs. Virginia Tech • 2011 Orange Bowl
Completion Percentage	.871 (27-31) • Andrew Luck vs. Oklahoma State • 2012 Fiesta Bowl
Longest Pass	75 • Kevin Hogan to Christian McCaffrey vs. Iowa • 2016 Rose Bowl
Receptions	8 (112 yards) • John Winesberry vs. Michigan • 1972 Rose Bowl
Receiving Yards	173 • Coby Fleener vs. Virginia Tech • 2011 Orange Bowl
Touchdown Receptions	3 (2) • last by JJ Arcega-Whiteside vs. TCU • 2017 Alamo Bowl
Longest Reception	75 • Kevin Hogan to Christian McCaffrey vs. Iowa • 2016 Rose Bowl
All-Purpose Yards	368 • Christian McCaffrey vs. Iowa • 2016 Rose Bowl [fourth-most ever in NCAA bowl game]
Points	18 (4) • last by JJ Arcega-Whiteside vs. TCU • 2017 Alamo Bowl
Touchdowns	3 (4) • last by JJ Arcega-Whiteside vs. TCU • 2017 Alamo Bowl
Kicking Points	13 • Conrad Ukropina vs. North Carolina • 2016 Sun Bowl
Extra Points	6 (2) • last Conrad Ukropina vs. Iowa • 2016 Rose Bowl
Field Goals	4 • Conrad Ukropina vs. North Carolina • 2016 Sun Bowl
Longest Field Goal	48 • Steve Horowitz vs. Ohio State • 1971 Rose Bowl
Tackles	22 • Gordy Ceresino vs. LSU • 1977 Sun Bowl [tied for third-most ever in NCAA bowl game]
Solo Tackles	18 • Gordy Ceresino vs. LSU • 1977 Sun Bowl
Sacks	4 • Shayne Skov vs. Virginia Tech • 2010 Orange Bowl [tied for sixth-most ever in NCAA bowl game]
First Downs	27 • vs. Oklahoma State • 2012 Fiesta Bowl
Rushing Attempts	50 • vs. Oklahoma State • 2012 Fiesta Bowl
Rushing Yards	257 • vs. Michigan State • 1996 Sun Bowl
Rushing Touchdowns	4 • vs. Maryland • 2014 Foster Farms Bowl
Pass Attempts	44 • vs. Michigan • 1972 Rose Bowl
Pass Completions	27 • vs. Oklahoma State • 2012 Fiesta Bowl
Completion Pct.	.871 (27-31) • vs. Oklahoma State • 2012 Fiesta Bowl
Passing Yards	347 • vs. Oklahoma State • 2012 Fiesta Bowl
Passes Intercepted	4 • vs. Notre Dame • 1925 Rose Bowl
Touchdown Passes	4 • vs. Virginia Tech • 2011 Orange Bowl
Total Yards Gained	590 • vs. Oklahoma State • 2012 Fiesta Bowl
Most Points Scored	45 (2) • last vs. Iowa • 2016 Rose Bowl
Fewest Points Allowed	0 (2) • last vs. Michigan State • 1996 Sun Bowl



STANFORD NATIONAL AWARDS



Heisman Trophy (1)

1970 Jim Plunkett • QB

Heisman Trophy Finalists (10)

1940	Frankie Albert • QB	4th
1941	Frankie Albert • QB	3rd
1951	Bill McColl • E	4th
1970	Jim Plunkett • QB	1st
1982	John Elway • QB	2nd
2009	Toby Gerhart • RB	2nd
2010	Andrew Luck • QB	2nd
2011	Andrew Luck • QB	2nd
2015	Christian McCaffrey • RB	2nd
2017	Bryce Love • RB	2nd

AFCA Coach of the Year (2)

1940 Clark Shaughnessy
1951 Chuck Taylor

Bobby Dodd Coach of the Year (1)

2017 David Shaw

AP Player of the Year (1)

2015 Christian McCaffrey • RB

Walter Camp Award (2)

1970 Jim Plunkett • QB
2011 Andrew Luck • QB

Maxwell Award (2)

1970 Jim Plunkett • QB
2011 Andrew Luck • QB

Lombardi Award (1)

2017 Bryce Love • RB

Outland Trophy (1)

2015 Joshua Garnett • OG

Johnny Unitas Golden Arm Award (1)

2011 Andrew Luck • QB

Manning Award (1)

2011 Andrew Luck • QB

Doak Walker Award (2)

2009 Toby Gerhart • RB
2017 Bryce Love • RB

Biletnikoff Award (1)

1999 Troy Walters • WR

Paul Hornung Award (2)

2010 Owen Marecic • FB/LB
2015 Christian McCaffrey • RB

Pop Warner National College Football Award (2)

2014 Jordan Richards

Pop Warner Trophy (13)

1950 Russ Pomeroy
1953 Bobby Garrett
1959 Chris Burford
1969 Don Parish
1970 Jim Plunkett
1971 Jeff Siemon
1977 Guy Benjamin
1980 Ken Margerum
1982 John Elway
1986 David Wyman
1991 Tommy Vardell
1992 Glyn Milburn
1994 Steve Stenstrom

Rose Bowl Hall of Fame (6)

	Rose Bowl	Inducted
Jim Plunkett • QB	1970	1989
Bob Reynolds • T	1933-35	1990
Ernie Nevers • RB	1925	1991
Frankie Albert • QB	1941	1992
Ted Shipkey • End	1925, 1927	1995
John Ralston • Coach	1970-71	1996

National Football Foundation Scholar-Athletes (13)

1967 John Root
1970 John Sande III
1976 Duncan McColl
1980 Milt McColl
1981 Darrin Nelson
1983 John Bergren
1992 Glyn Milburn
1994 Justin Armour
1995 David Walker
1997 Damon Dunn
2010 Owen Marecic
2014 Jordan Richards
2019 Casey Toohill

NCAA Postgraduate Scholarship (22)

1965 Joe Neal
1966 Terry DeSylvia
1968 John Root
1971 John Sande III
1972 Jackie Brown
1974 Randall Poltl
1975 Keith Rowen
1976 Gerald Wilson
1977 Duncan McColl
1981 Milton McColl
1984 John Bergren
1985 Scott Carpenter
1986 Matthew Soderlund
1987 Brian Morris
1988 Douglas Robison
1994 Stephen Stenstrom
1995 David Walker
1996 Eric Abrams
David Walker
1997 Marlon Evans
Damon Dunn
2010 Chase Beeler

Rhodes Scholar (1)

1992 Cory Booker • TE

CoSIDA Academic All-American of the Year (3)

1991 Tommy Vardell • RB
2011 Andrew Luck • QB
2016 Christian McCaffrey • RB

CoSIDA Academic All-America First Team (24)

1970 John Sande • C
Terry Ewing • DB
1975 Don Stevenson • RB
1976 Don Stevenson • RB
1977 Guy Benjamin • QB
1978 Vince Mulroy • WR
Jim Stephens • OG
1979 Pat Bowe • TE
Milt McColl • LB
Joe St. Geme • DB
1981 John Bergren • DL
Darrin Nelson • RB
1982 John Bergren • DL
1983 John Bergren • DL
1985 Matt Soderlund • LB
1987 Brad Muster • RB
1990 Ed McCaffrey • WR
1991 Tommy Vardell • RB
1994 Justin Armour • WR
1999 Troy Walters • WR
2010 Chase Beeler • OL
2011 Andrew Luck • QB
2015 Christian McCaffrey • RB
2016 Christian McCaffrey • RB

CoSIDA Academic All-America Second Team (26)

1966 Jack Root • FB
1970 Jackie R. Brown • RB
Randy Vataha • WR
1973 Bruce Blackstone • OL
1974 Gordon Riegel • LB
Keith Rowen • OL
1975 Ted Pappas • TE
1977 James Lofton • WR
1980 Duker Dapper • DL
Milt McColl • LB
Ken Margerum • WR
1982 Mike Dotterer • RB
1983 Eric Mullins • WR
Rob Moore • RB
1984 Scott Carpenter • OL
Emile Harry • WR
Kevin Scott • DB
Matt Soderlund • LB
1985 Craig Landis • DB
1990 Jon Volpe • RB
1994 Justin Armour • WR
2009 Ryan Whalen • WR
2010 Owen Marecic • FB/LB
2013 Jordan Richards • SS
2014 Henry Anderson • DE
2017 Jesse Burkett • C
Harrison Phillips • DT

CoSIDA Academic All-America Third Team (1)

1958 Joel Freis • E

• Academic All-American records unavailable before 1964.



STANFORD HONORS & AWARDS



Unanimous All-America (10)

1935	Bobby Grayson • B
1951	Bill McColl • E
1980	Ken Margerum • WR
1982	John Elway • QB
2009	Toby Gerhart • RB
2011	David DeCastro • OL
2012	Zach Ertz • TE
2013	David Yankey • OL
2015	Joshua Garnett • OL
2017	Bryce Love • RB

Consensus All-America (37)

1924	Jim Lawson • E
1925	Ernie Nevers • B
1928	Seraphim Post • G
	Don Robesky • G
1932	Bill Corbus • G
1933	Bill Corbus • G
1934	Bobby Grayson • B
	Bob Reynolds • T
1935	Bobby Grayson • B
	James Moscrip • E
1940	Frank Albert • B
1941	Frank Albert • B
1942	Chuck Taylor • G
1950	Bill McColl • E
1951	Bill McColl • E
1956	John Brodie • QB
1970	Jim Plunkett • QB
1971	Jeff Siemon • LB
1974	Pat Donovan • DL
1977	Guy Benjamin • QB
1979	Ken Margerum • WR
1980	Ken Margerum • WR
1982	John Elway • QB
1986	Brad Muster • RB
1991	Bob Whitfield • OL
1999	Troy Walters • WR
2009	Toby Gerhart • RB
2010	Chase Beeler • C
2011	David DeCastro • OL
2012	Zach Ertz • TE
	David Yankey • OL
2013	Ty Montgomery • KR/AP
	Trent Murphy • LB
	David Yankey • OL
2015	Joshua Garnett • OL
	Christian McCaffrey • AP
2017	Bryce Love • RB

Stanford Athletics Hall of Fame

Frank Albert '42
Frank Alustiza '36
Bruno Banducci '43
Benny Barnes '72
Guy Benjamin '78
John Brodie '57
Jackie Brown '72
George Buehler '69
Don Bunce '71
Chris Burford '60
Ernie Caddel '33
Gordy Ceresino '79
Jack Chapple '64
Toi Cook '87
Bill Corbus '34
Murray Cuddeback '25
Ed Cummings '62
Dud DeGroot '23

Steve Dils '78
Pat Donovan '75
John Elway '83
Chuck Evans '79
Skip Face '61
Hugh Gallarneau '41
Bob Garrett '54
Ron George '92
Bob Grayson '36
Bones Hamilton '36
Ray Handley '66
Walt Heinecke '30
Tony Hill '77
Biff Hoffman '29
Brian Holloway '81
Dick Horn '52
Dick Hyland '28
Alex Karakozoff '77
Gary Kerkerian '52
Gordon King '78
Pete Kmetovic '42
Jim Lawson '25
Pete Lazetich '72
Vic Lindskog '42
James Lofton '78
John Lynch '93
Norm Manoogian '53
Ken Margerum '81
Ed McCaffrey '90
Bill McColl '52
Duncan McColl '77
Hal McCreery '28
Glyn Milburn '92
Phil Moffatt '32
Bob Moore '71
Sam Morley '53
Monk Moscrip '36
Wes Muller '36
Brad Muster '88
Darrin Nelson '82
Ernie Nevers '26
Dick Norman '60
Blaine Nye '68
Don Parish '70
John Paye '87
Jim Plunkett '71
Seraphim Post '29
John Ralston (head coach • 1963-71)
Bob Reynolds '36
Don Robesky '29
Ken Rose '49
Harlow Rothert '31
John Sandee III '71
Clark Shaughnessy (head coach • 1940-41)
Harry Shipkey '25
Ted Shipkey '27
Jeff Siemon '72
Bob Sims '29
Malcolm Snider '69
Norm Standlee '41
Steve Stenstrom '95
Roger Stillwell '74
Chuck Taylor '43 (head coach • 1951-57)
Dink Templeton '21
Keith Topping '36
Tommy Vardell '92
Randy Vataha '71
Garin Veris '85
Bill Walsh (head coach • 1977-78, 1992-94)
Glenn "Pop" Warner (head coach • 1924-32)

Gene Washington '69
Bob Whitfield '93
Paul Wiggin '57
Kailee Wong '97
Dave Wyman '87

College Football Hall of Fame

Inducted	Name	Record	Seasons
1951	Walter Camp	11-3-3	1892, 1894-95
1951	Fielding Yost	7-4-2	1900
1951	Andy Kerr	11-7-0	1922-23
1951	Pop Warner	71-17-8	1924-32
1968	Clark Shaughnessy	16-3-0	1940-41
1984	Chuck Taylor	40-29-2	1951-57
1992	John Ralston	55-36-3	1963-71
1951	Ernie Nevers	FB	1923-25
1955	Bobby Grayson	FB	1933-35
1956	Frank Albert	QB	1939-41
1957	Bill Corbus	G	1931-33
1961	Bob Reynolds	T	1933-35
1972	Bones Hamilton	HB	1933-35
1973	Bill McColl	E	1949-51
1982	Hugh Gallarneau	FB	1938-40
1984	Chuck Taylor	G	1940-42
1985	Monk Moscrip	RB	1933-35
1986	John Brodie	QB	1954-56
1990	Jim Plunkett	QB	1968-70
1995	Chris Burford	E	1956-59
2000	John Elway	QB	1979-82
2005	Paul Wiggin	DT	1953-55
2006	Jeff Siemon	LB	1969-71
2009	Ken Margerum	WR	1977-80
2014	Darrin Nelson	HB	1977-78, 1980-81

Conference Player of the Year (3)

1977	Guy Benjamin • QB
1980	John Elway • QB
1982	John Elway • QB

Conference Offensive Player of the Year (8)

1986	Brad Muster • FB
1999	Troy Walters • FL
2009	Toby Gerhart • RB
2010	Andrew Luck • QB
2011	Andrew Luck • QB
2015	Christian McCaffrey • RB
2017	Bryce Love • RB

Conference Freshman Player of the Year (2)

2001	Teyo Johnson • WR
2017	Walker Little • OT

Conference Coach of the Year (7)

1977	Bill Walsh
1995	Tyrone Willingham
1999	Tyrone Willingham
2011	David Shaw
2012	David Shaw
2015	David Shaw
2017	David Shaw

Morris Trophy (6)

1999	Willie Howard • DT
2002	Kwame Harris • OT
2012	David Yankey • OT
2014	Andrus Peat • OT
2015	Joshua Garnett • OG
2016	Solomon Thomas • DE



STANFORD ALL-CONFERENCE FIRST TEAM



1952 (1)	Sam Morley • E	1978 (3)	Gordy Ceresino • LB Ken Margerum • WR Darrin Nelson • RB	2008 (1)	Ben Muth • OT
1953 (3)	Bob Garrett • B Sam Morley • E John Steinberg • E	1979 (2)	Ken Margerum • WR Ken Naber • PK/P	2009 (3)	Toby Gerhart • RB Chris Marinelli • OT Chris Owusu • KR
1954 (1)	John Stewart • E	1980 (6)	John Elway • QB Brian Holloway • OT John Macaulay • C Ken Margerum • WR Darrin Nelson • RB Andre Tyler • WR	2010 (7)	Chike Amajoyi • ST Chase Beeler • C David DeCastro • RG Andrew Luck • QB Owen Marecic • RB Jonathan Martin • LT Nate Whitaker • K
1955 (2)	Bill Tarr • Back Paul Wiggin • T	1981 (2)	Darrin Nelson • RB Vaughn Williams • DB	2011 (6)	David DeCastro • OL Delano Howell • DB Coby Fleener • TE Andrew Luck • QB Jonathan Martin • OL Chase Thomas • LB
1956 (2)	John Brodie • B Paul Wiggin • T	1982 (4)	Chris Dressel • TE John Elway • QB Vincent White • RB Vaughn Williams • DB	2012 (5)	Zach Ertz • TE Trent Murphy • LB Ed Reynolds • DB Chase Thomas • LB David Yankey • OL
1957 (1)	Troy Barbee • T	1984 (2)	Brent Martin • OT Garin Veris • DE	2013 (6)	Ben Gardner • DT Ty Montgomery • KR Trent Murphy • OLB Ed Reynolds • FS Shayne Skov • ILB David Yankey • OT
1958 (1)	Chris Burford • E	1985 (3)	John Barns • OT Greg Baty • TE Brad Muster • RB	2014 (3)	Henry Anderson • DE Andrus Peat • OT Jordan Richards • SS
1959 (1)	Chris Burford • E	1986 (4)	Thomas Henley • RS Brad Muster • RB Tony Leiker • DT Dave Wyman • LB	2015 (7)	Christian McCaffrey • RB/RS Austin Hooper • TE Joshua Garnett • OG Kyle Murphy • OT Aziz Shittu • DE Blake Martinez • ILB
1960 (1)	Skip Face • FB	1987 (2)	Alan Grant • RS Brad Humphreys • DB	2016 (2)	Christian McCaffrey • RB Solomon Thomas • DL
1961 (1)	George Honor • E	1988 (2)	Rob Hincley • OLB Jon Volpe • RB	2017 (5)	Nate Herbig • OG Bryce Love • RB Harrison Phillips • DT Justin Reid • DB Dalton Schultz • TE
1962 (2)	Ed Cummings • RS Marv Harris • G	1990 (4)	Ed McCaffrey • WR Glyn Milburn • RB Kevin Scott • CB Bob Whitfield • OT	2018 (2)	Walker Little • OT Paulson Adebbo • DB
1963 (2)	Marv Harris • C Frank Patitucci • E	1991 (3)	Ron George • OLB Tommy Vardell • FB Bob Whitfield • OT	2019 (1)	Paulson Adebbo • DB
1964 (4)	Jack Chapple • LB Ray Handley • FB Gary Pettigrew • DT Dick Ragsdale • DB	1992 (3)	Ron George • OLB John Lynch • FS Glyn Milburn • RB		
1965 (2)	Marty Brill • LB Blaine Nye • DT	1994 (1)	Justin Armour • WR		
1967 (2)	Mike Hibler • DT Gene Washington • WR	1995 (3)	Eric Abrams • PK Jeff Buckley • OT Damon Dunn • RS		
1968 (3)	Don Parish • LB Malcolm Snider • OT Gene Washington • WR	1996 (1)	Kailee Wong • DE		
1969 (5)	Rick Keller • DB Bob Moore • WR Don Parish • LB Jim Plunkett • QB John Sande III • C	1997 (2)	Troy Walters • RS Kailee Wong • DE		
1970 (6)	Steve Jubb • OT Bob Moore • WR Jim Plunkett • QB Jeff Siemon • LB Dave Tipton • DT Randy Vataha • FL	1999 (7)	Mike Biselli • PK Emory Brock • RS Jeff Cronshagen • OT Willie Howard • DT Todd Husak • QB Mike McLaughlin • C Troy Walters • FL		
1971 (4)	Don Bunce • QB Larry Butler • DT Pete Lazetich • DT Jeff Siemon • LB	2000 (3)	Willie Howard • DT Riall Johnson • OLB DeRonnie Pitts • WR		
1972 (3)	Rod Garcia • PK Jim Merlo • LB Randy Poltl • DB	2001 (4)	Brian Allen • KR Eric Heitmann • OG Tank Williams • FS Coy Wire • ILB		
1973 (5)	Mike Boryla • QB Rod Garcia • PK Randy Poltl • DB Bill Singler • WR Roger Stillwell • DE	2002 (1)	Kwame Harris • OT		
1974 (2)	Pat Donovan • DE Gordon Riegel • LB	2004 (3)	Michael Okwo • RS T.J. Rushing • KR Alex Smith • TE		
1975 (6)	Geb Church • LB Tony Hill • WR Alex Karakazoff • OG Mike Langford • PK Duncan McColl • DE Ted Pappas • TE	2005 (1)	Timi Wusu • RS		
1976 (3)	Tony Hill • WR Alex Karakazoff • OG Duncan McColl • DE	2006 (2)	Michael Okwo • LB Wopamo Osaisai • RS		
1977 (5)	Guy Benjamin • QB Gordy Ceresino • LB Gordon King • OT James Lofton • WR Darrin Nelson • RB				



STANFORD LETTERWINNERS



Abena, Tim D.1966, 67, 68
 Abendschein, Jon1999
 Abraham, Richard P.1945, 50, 51
 Abrams, Eric1992, 93, 94, 95
 Adama, C.C.1892
 Adams, Doug1971, 72
 Adams, Frederic L.1917, 19, 20
 Adams, P.A.1897
 Adams, Woodrow G.1933, 34, 35
 Adebayo, Paulson2018, 19
 Afflerbaugh, Jack K.1931, 32, 33
 Aimonetti, Steve1980, 82, 83
 Albert, Frankie1939, 40, 41
 Albert, Seyon1990, 91, 92
 Albertson, Kendall1928, 30, 31
 Albertson, Macellus O.1929, 30, 32
 Albrecht, Craig2001, 02
 Alexander, Terrence2014, 15, 16, 17
 Alexander, William F.1969, 70
 Alfieri, Joey2015, 16, 17, 18
 Allen, Brian1998, 99, 2000, 01
 Allen, Ethan1992, 93, 94
 Allen, Harold K.1931, 32, 33
 Allen, Jeff1995, 96, 97, 98
 Allen, Rau F.1946, 47, 48, 49
 Alston, Jon2002, 03, 04, 05
 Alustiza, Alfonso1937
 Alustiza, Frank1933, 34, 35
 Alustiza, John1969
 Alverado, Donald R.1971, 72
 Amajoyi, Chike2007, 08, 09, 10
 Amanam, Usua2010, 11, 12, 13
 Anderson, E. Martin Jr.1946, 47, 48
 Anderson, Gary A.1973, 74, 75, 76
 Anderson, Henry2011, 12, 13, 14
 Anderson, Kevin2012, 13, 14, 15
 Anderson, Ray1973, 74, 75
 Anderson, Robert W.1946, 47
 Anderson, Stanley1932, 34
 Anderson, Stanley1937, 38, 39
 Anderson, Todd M.1973, 74, 75
 Anderson, Troy1988
 Anderson, William E.1976, 77, 78
 Andrew, Mark S.1984, 85
 Andrews, Robert B. Jr.1948, 49
 Andrews, Robert W.1942
 Angove, Jerry C.1955, 56
 Anhalt, Eric1989, 90
 Antoine, Malik2017, 18, 19
 Arcega-Whiteside, JJ2016, 17, 18
 Arch, Dennis J.1966
 Archambeau, Lester1986, 87, 88, 89
 Archer, Bradley2019
 Armistead, Matt1987
 Armitage, Matthew1952, 53, 54
 Armour, Justin1991, 92, 93, 94
 Armour, Merrill A.1925
 Armstrong, Calvin2003, 04, 05
 Armstrong, Eric B.1940, 41
 Arnett, Richard W.1920
 Arrell, James L.1910
 Artman, Corwin W.1928, 29
 Arvanetes, Louis G.1979, 82
 Askea, Michael V.1971, 72
 Asomugha, Chijioke2000, 01, 02
 Atkins, LaMott1980
 Atkinson, Franklyn R.1961, 62
 Atkinson, Herbert D.1954

Atkinson, Lacy B.1974
 Atogwe, Oshiomogho2001, 02, 03, 04
 August, Peter1942, 46, 47
 Austin, Brendon2012, 13, 14, 15
 Austin, Charles A.1913, 14
 Adams, Doug1983, 84
 Avila, Estevan1989, 90, 91, 92
 Awbrey, John C. (Craig)1979, 80, 81
 Awofadeju, Emmanuel2004, 05, 06, 07
 Babajian, Kenneth A.1961, 62, 63
 Backer, Phillip T.1954
 Bademosi, Johnson2008, 09, 10, 11
 Badger, Brad1993, 94, 95, 96
 Bailey, Jake2015, 16, 17, 18
 Bailey, Jeff1992, 93
 Bailey, Parker1991, 92, 93
 Baird, Darran1987, 88, 89, 90
 Baird, Kevin M.1980, 81, 82, 83
 Baker, George H.1922, 23, 24
 Baker, Phil H.1930, 31
 Baldwin, Doug2007, 08, 09, 10
 Ballinger, Steven G.1979
 Banducci, Bruno1940, 41, 42
 Banks, Gordon G.1977, 78, 79
 Bansbach, Louis P.1900, 02, 03, 04
 Barbee, Troy W. Jr.1956, 57, 58
 Bardin, William J.1929, 30
 Barker, Bruce C.1975, 76, 77
 Barnes, Benny J.1970, 71
 Barnes, John D.1947, 48, 49
 Barnes, Michael E.1961
 Barneson, Harold J.1917
 Barnhisel, Arthur H.1892
 Barnhisel, Walter B.1901, 02
 Barns, John W.1983, 84, 85
 Bartell, Max J.1902
 Barton, Jeffrey S.1975, 76
 Barton, Sean2016, 17, 18
 Bart-Plange, Emmanuel1990, 91, 92
 Bates, Kevin M.1978, 79, 81, 82
 Bates, William F.1931, 32, 33
 Batson, Brian1993, 94, 95, 96
 Batson, Tyler1989, 90, 91, 92
 Batson, Walter1987, 88, 89
 Baty, Gregory J.1983, 84, 85
 Baumgartner, Edward C.1910
 Baumgartner, Joe1974, 75
 Baur, Turner1988, 89, 91
 Beall, Charlie2018
 Beale, Gregory A.1968
 Beall, David2003
 Beatie, Jerome C.1955, 56
 Beck, Braden W.1963, 64
 Bedford, Charles B.1977, 78, 79
 Beecher, Ryan2016, 17, 18, 19
 Beedle, Dale D.1935
 Beeler, Chase2008, 09, 10
 Belch, Derek2006, 07
 Bell, J. Ainslie1946, 47
 Benjamin, Guy E.1974, 75, 76, 77
 Benner, Sam1998, 99, 2000
 Bennett, Darron1986
 Benson, Boyd H.1948, 49, 50
 Bentler, Matt2010, 11
 Bentrrott, Bryan2004, 05
 Berg, Chris1992, 93
 Berg, Richard L.1963, 64
 Bergen, Max2008, 09, 10, 11

Bergeron, David2002, 03, 04
 Bergren, John D.1980, 81, 82, 83
 Berghold, Rudy G.1973, 74
 Bernard, Harold2009, 10, 11, 12
 Bernharad, Harvey H.1942, 46
 Berry, Herbie1989, 90
 Berry, Robert M.1972
 Berryman, Robert P.1946
 Bessey, John D.1959, 60
 Betts, Forrest A.1917, 19, 21
 Bickel, John H.1951
 Bickenbach, Lee P.1941
 Bigelow, Windsor D.1931
 Bigloe, David C.1898
 Bihlman, George H.1914, 16, 17, 19
 Biselli, Mike1999, 2000, 01
 Bittner, Robert B.1966, 67, 68
 Black, Robert H.1934, 35
 Blackburn, J. Ramsey1975, 76
 Blackhurst, Cooper2000, 01, 02, 03
 Blackstone, Bruce G.1972, 73
 Blaisdell, Jeff1988
 Blanchard, John G. (Doc)1972, 73, 74
 Blanchard, Marcus1898
 Blanche, Robert N.1976
 Blase, Roland R.1913, 14
 Blunt, Robert L.1964, 65, 66
 Boden, Roger1993
 Boensch, Fred M.1942, 46
 Bogue, George R.1924, 25, 26
 Bogue, Harris D.1929, 30
 Boles, Dylan2018, 19
 Bolin, David M.1979
 Bond, John E.1957, 58, 59
 Bonetti, John E.1950, 51
 Bonifas, Kris2002, 04, 05
 Bonnell, Dillon2012, 13
 Bonner, Ethan2018
 Bonney, Fred L.1919
 Booker, Cory1989, 90
 Booker, Thomas2018, 19
 Bookman, Anthony1994, 95, 96, 97
 Borchard, Joe1998, 99
 Borda, Richard J.1952
 Boren, Frank H.1899
 Borkowski, Matt1989, 90
 Boruck, Holbrook M.1949
 Boryla, Michael J.1971, 72, 73
 Boughton, Robert S.1972
 Boulware, George L.1919
 Bowe, Patrick E.1977, 78, 79
 Bowe, Patrick2007
 Bowers, Richard L.1958, 59
 Bowman, Caleb2000, 02
 Boxold, James D. (Bo)1977, 78
 Braden, Joseph R.1914, 15, 16
 Bradford, Mark2003, 04, 05, 06, 07
 Bragonier, Dennis S.1971, 72
 Bragg, Branson2019
 Braheny, J. William1938, 39
 Branch, Colin1999, 2000, 01, 02
 Branch, Mustafa2015, 16, 17, 18
 Brandin, Alf E.1934, 35
 Brandt-Sims, Isaiah2015, 16, 17, 19
 Brazel, Charles W.1952
 Breen, Paul1972, 73
 Brenner, John M.1938
 Brewer, Mikal2004, 05, 06, 07

Briehl, Tom M.1982, 83, 84
 Briggs, Stewart D.1892
 Brigham, Samuel T.J.1936, 37
 Bright, David2014, 15, 16, 17
 Brill, John Marty1965, 66, 67
 Brock, Emory1997, 98, 99, 2000
 Brockberg, John1993
 Broderick, John R.1950, 51, 52
 Brodie, John R.1954, 55, 56
 Bronstein, Howard S.1933
 Brooks, Irving L.1921
 Broome, Richard D.1949, 50
 Broughton, Gregory J.1966, 67, 68
 Brown, David E.1942, 46
 Brown, Delos E.1962, 64, 65
 Brown, Floyd C.1907, 09, 10, 11
 Brown, Hartwell1990, 91
 Brown, Isaiah (Bubba)1968, 69
 Brown, Jackie R.1969, 70, 71
 Brown, James A.1978, 79, 80
 Brown, Mark W.1969
 Brown, Robert L.1969
 Brown, Steven L.1983
 Brown, Terrence2010, 11, 12
 Browning, Barry2010, 11, 12, 13
 Brownson, Lynn J.1946
 Brubaker, E. William1942
 Bryan, Robert E.1950
 Bryant, Vaughn1990, 91, 92, 93
 Buckley, Jeff1992, 93, 94, 95
 Buckley, Frederick O.1984, 85
 Buckley, Mike1992
 Budge, Hamilton W.1947, 48
 Budinger, Stephen M.1977, 78
 Buehler, Charles E.1960, 61, 62
 Buehler, George S.1966, 67, 68
 Bulcke, Brian2007, 08, 09, 10
 Bunce, Donald R.1969, 70, 71
 Buncom, Frank2016, 17, 18
 Bunyard, Guy G.1985, 86
 Burch, Frederick W.1977, 78
 Burcham, Keith G.1977, 78, 79
 Burford, Christopher W.1957, 58, 59
 Burget, Bill G.1956
 Burik, Lewis2016, 17, 18
 Burke, Edward W. Jr.1946, 47
 Burke, Mike1998
 Burke, Thomas R.1961, 63
 Burke, William1929
 Burkett, Jesse2015, 16, 17, 18
 Burkland, Phil V.1957, 59
 Burnett, Brady F.1893
 Burnett, William W.1897, 99, 1900
 Burns, Ryan2014, 15, 16, 17
 Burns, William S.1914
 Burriss, Eli1996, 97
 Bush, Clarence E.1930
 Bush, Ronald J.1952, 53, 54
 Butler, Charles W.1961
 Butler, John R.1959, 60, 61
 Butler, Lawrence A.1970, 71
 Butler, Treyjohn2017, 18, 19
 Butt, Dale I.1919
 Butterfield, Hayden G.1904
 Butterfield, Mark1992, 93, 94, 95
 Buzzell, Cameron2018
 Byers, Dan1990, 91
 Byrd, Jeff1995, 96, 97



STANFORD LETTERWINNERS



Byrer, James W.1957, 58
 Caddel, Ernest W. Jr.1930, 31, 32
 Cadwalder, Theodore R.1907, 08
 Caffall, Mark.....1942
 Caglieri, Guido G.1929, 30
 Cain, Joseph.....1983, 84
 Cairns, Walter S.1899
 Cajuste, Devon.....2012, 13, 14, 15
 Calfee, Tsar N. Jr.1950, 51
 Callihan, Lance.....2012, 13, 14
 Callaway, Claude P.1933, 34, 35
 Calomese, David.....1992
 Calvelli, Anthony.....1936, 37, 38
 Camarillo, Greg.....2002, 03, 04
 Camera, Paul C.1955, 56
 Campbell, Don L.1947, 48
 Campbell, Floyd P.1919
 Campbell, Fred.....2006, 07
 Campbell, Gordon.....1931, 32, 33
 Campbell, Howard F.1917, 19, 20
 Campbell, John D.1921, 22, 23
 Campbell, William E.1895
 Carder, David.....1992, 93, 94, 95
 Cardinali, Ray A.1974, 75, 76, 77
 Carle, Nathaniel A.1895, 96, 97
 Carlson, Harry J. Jr.1935
 Carpenter, John.....1988, 89, 90
 Carpenter, Scott.....1984
 Carr, Stephen.....2009
 Carrigan, Andrew J.1966, 67
 Carrington, Devon.....2010, 11, 12, 13
 Carroll, Casey.....2002, 03, 04
 Carroll, Daniel B.1912, 13, 14, 15, 16
 Carroll, Jon P.1982
 Carswell, Donn A.1954, 55, 56
 Carter, Alex.....2012, 13, 14
 Carter, Harley R.1921
 Carter, Kerry.....1999, 2000, 01, 02
 Carter, Ruben.....1998, 99, 2000, 01
 Casey, John R.1940
 Caspers, Johnny.....2013, 14, 15, 16
 Cass, Bruce C.1968
 Cass, Louis.....1909, 11, 12
 Cassidy, Brian.....1990, 91, 92, 93
 Castagnoli, James D.1948, 49
 Castellucci, Davis L.1951
 Catron, Josh.....2006, 07, 08, 09
 Caughey, Edgar R.1919
 Cavanaugh, Glen.....1990, 91, 92, 93
 Caylor, Drew.....2001, 02, 03
 Ceresino, Gordon J.1975, 76, 77, 78
 Chaffin, Brian.....2016, 17, 18
 Chalmers, Alexander J.1903, 04, 05, 06
 Chambers, Kirk.....2000, 01, 02, 03
 Chandler, Calvin.....2016
 Chandler, Lore R.1917
 Chapman, Chris P.1985
 Chapman, Robert S.1977, 78
 Chapple, John L.1962, 63, 64
 Chase, Thaddeus.....2006, 07, 08
 Cheda, Gilbert E.1906, 08, 09, 10
 Childs, Robert D.1947
 Chryst, Keller.....2015, 16, 17
 Church, Gerald B.1973, 74, 75
 Clark, George H.1901, 02, 03, 04
 Clark, Greg.....1995, 96
 Clark, John B.1956, 57
 Clark, John E.1934, 36, 38

Clark, John V.1947
 Clark, Philip L.1919
 Clark, William N.1929, 30
 Clay, Roger A.1965
 Cleaveland, Norman.....1922, 23, 24
 Clemans, Carl L.1892
 Cline, Tony.....1992, 93, 94
 Clinton, Edgar M.1898
 Clover, Philip P.1913, 14
 Clover, Preston.....2004, 05, 06
 Clymer, James J.1980, 81, 82, 83
 Cobb, Garry.....2001, 02
 Cochran, Jon.....2003, 04, 05, 06
 Cochran, Guy H.1892, 93, 94, 95
 Code, Thomas K.1892, 93, 95
 Coffin, Robbie L.1985, 86, 87, 88
 Coffis, James T.1935, 36, 37
 Coker, Charles M.1947
 Colberg, Kent S.1962, 63
 Coldiron, Gene D.1937, 38, 39
 Cole, Alfred W.1940, 41
 Colehower, Kurt H.1984, 85, 86, 87
 Coleman, Richard R.1916
 Collins, Charles D.1980
 Colvin, Donald L.1930, 31, 32
 Combs, Evan.....2002
 Comella, Greg.....1993, 95, 96, 97
 Commissiong, Gerald.....2003
 Conaway, Carlton D.1963
 Cone, Jesse A.1949, 50, 51
 Conklin, Roch M.1956, 58
 Connelly, Michael O.1964, 65
 Connor, Michael D.1975, 76
 Conrad, Robert L.1965, 66
 Cook, Alex J.1927, 28, 29
 Cook, Archibald B.1906, 07, 08, 09
 Cook, Brad.....1987, 88
 Cook, Hart N. III.....1948, 49, 51
 Cook, Mike.....1991, 92
 Cook, Ronald M.1951, 52, 53
 Cook, Toi.....1984, 85, 86
 Cooper, Kenneth F.1900, 01
 Corbus, William.....1931, 32, 33
 Cordes, William (Chuck).....1971, 72
 Cordova, Michael P.1974, 75, 76
 Costello, K.J.2017, 18, 19
 Cotten, J. Spencer.....1986, 87, 88
 Cottle, Christopher C.1959, 60, 61
 Cotton, Eric.....2014, 15, 16, 17
 Cotton, S.W.1894, 95, 96, 97
 Cottrell, Stephen G.1981, 82, 83
 Coughlin, Steve.....1998, 99
 Covault, Jake.....2001, 02, 03
 Cowan, Roger D.1970, 71, 72
 Cox, James E.1942, 46
 Crahan, Jack L.1947
 Craig, Gary H.1960, 61, 62
 Crane, Conner.....2014, 15
 Crane, Robert L.1938, 39, 40, 41
 Crary, Sherman L.1929
 Craven, Michael.....2002, 03, 04, 05
 Cravens, Robert I.1920, 22, 23
 Crawford, David P.1905, 07, 08, 09
 Crepeau, Richard A. Jr.1954
 Crist, Frank L. (Skip) Jr.1950, 51, 52
 Crochet, Gerren.....2002, 03, 04, 05
 Cromer, Barry.....1982, 83
 Cronshagen, Jeff.....1996, 97, 98, 99

Crooks, George A.1967, 68, 69
 Cross, Eric C.1970, 71, 72
 Cross, James K.1967, 69
 Crower, Evan.....2013, 14
 Cuddeback, Murray W.1922, 23, 24
 Culin, Edward L.1948
 Culver, Capp.....2002
 Cummings, Edward A.1960, 61, 62
 Cummings, Irving Jr.1937
 Cummings, Jackson.....2011, 12, 13
 Cunz, Ken S.1982
 Curr, Allan M.1962
 Currie, Andrew.....1996, 97, 98, 99
 Curtice, Aubrey A.1919
 Daka, Robert E.1937, 38
 Dalman, Chris.....1989, 90, 91, 92
 Dalman, Drew.....2018, 19
 Daly, John S.1897
 Damuni, Levani.....2019
 Dana, I. Ross.....1942
 Danahy, Patrick.....2003, 04, 05, 06
 Daniels, David.....1988
 Danser, Kevin.....2010, 11, 12, 13
 Dapper, Samuel M. (Duker).....1978, 79, 80
 Darsie, William P.1912, 13
 Combs, Evan.....1913
 Davidson, Harry D.1947
 Davidson, Horace H.1927, 28
 Davidson, Nick.....2014, 15
 Davis, Branyon.....1993, 94
 Davis, David.....1998, 99
 Davis, Noor.....2013, 14, 15, 16
 Dawson, Donald D.1958
 Dawson, Raymond E.1929, 30, 31
 De la Forest, John M.1966, 67, 68
 De Sylvia, Terry.....1964, 65
 De Young, E. William.....1948, 49
 Dean, Charley.....1999
 Deaton, Jeffrey S.1981, 82, 83, 84
 Debnia, Alex.....2009, 10, 11, 12
 Deems, Howard E.1920
 DeCastro, David.....2009, 10, 11
 DeForest, Joseph G.1899, 1900
 DeGroot, Dudley S.1920, 21, 22
 DeLellis, Anthony R.1961, 62, 63
 Delmare, John D.1979, 80
 Dembesky, Joe.....2008, 09
 Dennis, Guy H.1922, 23
 Derby, Richard.....1965, 66
 DeSwarte, David.....1946
 Devine, Aubrey A. Jr.1946, 47, 48
 DeWeese, Armand J.1955, 56, 57
 deWitt, Wallace W.1938
 Dick, Douglas W.1956, 58
 DiCosmo, Aeneas.....2019
 Dillard, Marshall B.1983, 85, 86, 87
 Dils, Stephen W.1977, 78
 Dispalatro, Frank.....1979, 80, 83
 Ditlevsen, Robert F.1940
 Dittman, Seth.....1991, 92, 93, 94
 Dockter, Bobby.....2006, 07
 Doctor, Stephen D.1954, 55, 56
 Doe, Charles W.1919
 Dole, Alfred R.1902
 Dole, Charles S.1895, 98
 Dole, George E.2009, 10
 Dole, Kenneth L.1908, 09, 10, 11
 Dole, Norman D.1922, 23

Dole, Wilfred H.1902, 03, 04
 Donahue, Neil A.1937, 38, 39
 Donahue, William F.1959
 Donester, Don.....1994
 Donoghue, Brian.....1996, 97, 1998
 Donovan, Pat B.1972, 73, 74
 Dorn, Ernest F. III.....1953, 54, 55
 Doster, Guy L.1952, 53
 Dotterer, Michael J.1979, 80, 81, 82
 Doub, William K.1930, 31, 32
 Doughty, R.M.1921, 22
 Douglas, Joe G.1921
 Douglas, Jon A. (Jack).....1955, 56, 57
 Dowd, Bernard G. Jr.1958, 59, 60
 Downing, Claud S.1892, 93
 Downing, Paul M.1892, 93, 94
 Doyle, Morris.....1928, 29
 Draft, Chris.....1994, 95, 96, 97
 Dray, Jim.....2006, 07, 08, 09
 Dressel, Chris.....1980, 81, 82
 Dreyer, Jack.....2016
 Driscoll, Thomas A.1928, 29
 Drown, Jack A.1933, 34
 Dubofsky, Frank N.1961, 62
 Dudchuck, Davis.....2011, 12, 13
 DuFault, Scott G.1985
 Dunn, Damon.....1994, 95, 96, 97
 Durket, Michael.....1947
 Dwight, Herbert M.1923
 Dykstra, James C.1980, 81
 Eadie, Ronald E.1950, 51, 52
 Eagle, Walter E.1955
 Easter, C.J.2008
 Eboh, Obi.....2017, 18, 19
 Edwards, Ben.....2015, 16, 17, 18
 Edwards, Jeff.....2003, 04, 05, 06
 Edwards, LeRoy M.1906
 Edwards, Trent.....2003, 04, 05, 06
 Egbob, Pannel.....2005, 06, 07, 08
 Ehrhorn, Charles S.1930, 31
 Eide, Jon.....1998
 Eklund, Ryan.....2004
 Eldredge, David P.1952
 Eller, Jack R.1946
 Elliott, Richard C.1955
 Ellis, Kwame.....1992, 93, 94, 95
 Elway, John A.1979, 80, 81, 82
 Enberg, Donald M.1948, 49, 50
 Engel, Dennis L.1979, 81, 82
 Engel, Eugene A.1977, 78, 79
 Englehardt, Robert N.1986, 87, 88, 89
 Ennis, Greg C.1986, 87, 88
 Erb, Arthur L.1913, 14, 15
 Erb, Benjamin E.1908, 10, 11, 12
 Erb, William M.1899, 1900
 Erickson, Wayne C.1946, 47
 Ertz, Zach.....2010, 11, 12
 Eschelmann, Scott.....1986, 87, 88, 89
 Essegian, Charles A. Jr.1950, 51, 52
 Etiz, Brent.....2010, 11, 12
 Evans, Charles A.1976, 77, 78, 79
 Evans, Charles B.1908
 Evans, Jason.....2005, 06, 07
 Evans, Kris.....2006, 07, 08, 09
 Evans, Marlon.....1994, 95, 96
 Evans, Quinn.....2009, 10
 Ewing, Terry M.1968, 69, 70
 Face, William H. Jr.1958, 59, 60



STANFORD LETTERWINNERS



Fair, Lee P.1971, 72
 Fairchild, Joe1997, 98, 99
 Falk, Oliver S.1917
 Fanaika, Brandon2015, 16, 17, 18
 Fasani, Randy1998, 99, 2000, 01
 Faulkner, George C.1908
 Faust, Justin2001, 02
 Faville, Richard W.1921, 22, 23
 Fawcett, Randall (Buck).....1941, 42
 Fay, Peter1937, 38
 Fehoko, Simi2018, 19
 Feldman, Martin1946, 47
 Fenton, K.L.1906, 07
 Ferguson, James J.1971, 72, 73
 Ferguson, John1971, 72, 73
 Ferko, Leo M.1936, 37
 Fernandes, Ronald A.1958, 59, 60
 Fernandez, Ryan1998, 99, 2000, 01
 Ferris, Harold H.1947
 Fiander, William B.1984, 85, 86, 87
 Fickert, Charles1894, 95, 96, 97, 98
 Field, Julian D.1947, 48, 49
 Finley, John A.1975, 77
 Fisher, Ernest L.1983, 84, 85
 Fisher, Forrest S.1896, 97, 98
 Fisher, Ralph S.1899, 1900
 Fisk, Jason1991, 92, 93, 94
 Fisk, Tucker2018, 19
 Fitting, John W.1909
 Fitzmorris, Tyce M.1961
 Fix, Donald R.1947, 48, 49
 Flacco, John2013, 14
 Flanagan, Thomas F.1964, 65
 Flatland, Richmond Jr.1946, 47
 Fleener, Coby2008, 09, 10, 11
 Fleishhacker, Herbert Jr.1927, 28, 29
 Fleming, Cameron2011, 12, 13
 Fletcher, Alex2005, 06, 07, 08
 Flood, Randolph G.1918, 19
 Flood, Raymond O.1924
 Flowers, Monteville D. Jr.1919
 Floyd, Dan B.1977, 78, 79
 Focht, Aaron1998, 99, 2000
 Foley, Paul Stephen1978
 Fonoti, Taulalai2003, 04, 05
 Forbes, Frank A. Jr.1946
 Forcier, Jason2008
 Foster, Galen1989
 Foster, Trevvion2016
 Fowler, Andrew2010, 11
 Fox, Andres2018, 19
 Fox, Bradley S.1977, 78
 Fox, Jordan2017, 18, 19
 Francis, Dan R.1973, 74, 75
 Francis, Jack P.1940, 41
 Francis, Phillip K.1976, 77, 78
 Frank, Alvin H.1910, 11
 Frank, Nick2003, 04, 05, 06
 Frankenheimer, Julius J.1892, 93, 94, 95
 Franklin, Denzel2015, 16, 17
 Freeman, Charles G.1968
 Freeman, Christopher1925, 26, 27
 Freeman, Lewis R.1898
 Freeman, Trey2000, 01, 02
 Freis, Joel H.1956, 57, 58
 Frentrop, Lud1927, 28, 29
 Friedrichs, Matt1998, 99, 2000, 01
 Frisbee, Robert D.1942

Frizell, Porter T.1905
 Frost, Scott1993, 94
 Frost, Steve1994, 95
 Fua, Sione2006, 08, 09, 10
 Fuentes, Martin K.1978
 Fujikawa, Ronald K.1969
 Furlanic, Richard A.1954, 55
 Gabriel, Anthony1998, 99, 2000, 01
 Gaedtke, Richard J.1949, 50
 Gaertner, Chris2013
 Gaertner, Ryan2016
 Gaffney, Brian2000, 01, 02, 03
 Gaffney, Tyler2009, 10, 11, 13
 Gallameau, Hugh1938, 39, 40
 Ganong, Carl F.1907, 08
 Gant, Richard A.1952, 53
 Gant, Vernon F.1968
 Garber, Sidney J.1957, 58, 59
 Garcia, Rodrigo F.1971, 72, 73
 Gard, F.J.1911, 12, 13, 14
 Gardener, Greg C.1982
 Gardner, Ben2010, 11, 12, 13
 Garner, Rodney G.1950, 51
 Garnett, David1989, 90, 91, 92
 Garnett, Joshua2012, 13, 14, 15
 Garnett, Kevin1992, 93, 94
 Garnier, Edward P.1936, 37
 Garrett, Robert D.1951, 52, 53
 Garrison, Ben1999, 2000
 Gatewood, Corey2007, 08, 09, 10, 11
 Gayles, Eddie2000
 Gaynor, T.J.1992, 93, 94, 95
 Gebert, Robert R.1953
 Geddes, Donald1954, 55
 Geissler, E.D.1910, 11
 George, Ron1990, 91, 92
 Gerald, Gregory M.1915
 Gergen, Robert R.1953
 Gerhart, Toby2006, 07, 08, 09
 Gervais, Richard P.1977, 78, 79, 80
 Ghilotti, Robert V.1947, 48
 Giallonardo, Thomas M.1967
 Gibbs, Coy1991, 92, 93, 94
 Giles, Scott2000, 02
 Gill, Stan P.1985
 Gillingham, Chuck1987, 88, 89, 90
 Gilman, Charles E.1899
 Gilmete, Joaquin A.1983, 84, 85
 Gilmore, Rodney C.1979, 80, 82
 Gaspie, Byron1998, 99, 2000
 Goldberg, Jerome L.1952, 53, 54
 Goldstein, Max H.1971, 72, 73
 Golia, Travis2008
 Gordon, Amon2001, 02, 03
 Gordon, Darrien1990, 91, 92
 Gordon, Jack S.1959, 60, 61
 Gottfried, Brandon2011
 Gowan, Jacob2010, 11, 12
 Grable, Dave1991, 92, 93, 94
 Gracey, Alex2019
 Graff, Stanley R.1938, 39, 40
 Grant, Alan1986, 87, 88, 89
 Grant, John E.1935, 36
 Graves, Jonathan (Jody).....1968, 69, 70
 Grayson, Robert H.1933, 34, 35
 Grayson, David2008, 09, 10, 11
 Green, Henry E.1985, 86, 87, 88
 Greer, Roger P.1975

Greer, William L.1939
 Grenardo, Ozzie1991, 93, 94
 Grey, George C.1930, 31, 32
 Gribbin, Franklin P.1931, 32, 33
 Griffin, Levirt2006, 07
 Griffin, Peter2005, 06, 07
 Griffin, Robert R. Jr.1949, 50, 51
 Grimm, Trevor A.1959
 Grissum, Darrell W.1981, 82, 83
 Grosh, M.D.1892
 Groves, James L.1937, 39
 Guillory, John L.1964, 65, 66
 Gunder, Austin2005, 06, 07, 08
 Gustafson, Jerry F.1953, 54, 55
 Hachten, William A.1946
 Haile, Jeffrey A.1980, 81
 Halamandaris, George2010
 Haley, Samuel M.1911
 Hall, A.T.2015, 16, 17, 18
 Hall, Derek2008, 09, 10
 Hall, Efton Jr.1970
 Hall, Elwin B.1912, 13, 14
 Hall, Mike1992, 93, 94, 95
 Hall, Robert P.1942, 46
 Hall, Thomas Z.1977, 78, 81
 Hallick, Brad2010
 Halstead, Samuel T.1915
 Hamilton, Devery2017, 18, 19
 Hamilton, Dwain1983, 84
 Hamilton, Glenn H.1936, 38
 Hamilton, Kadar1994, 95, 96, 97
 Hamilton, Robert A.1933, 34, 35
 Hammett, Raymond M.1940, 41, 42
 Hancock, Ronald C.1971, 72
 Hand, Milton N.1930, 31
 Handley, Ray R.1963, 64, 65
 Hanner, Allen F.1952
 Hansel, Peter A.1971, 72, 73
 Hansel, Tim1963
 Hansen, Carl1994, 95, 96, 97
 Hansen, Jeff1994
 Hanson, Mark1988, 89, 90
 Hanson, Tommy1994, 95, 96, 97
 Harder, Theodore1926, 27, 28
 Hardin, Tripp1982, 83
 Hardy, Arthur C.1931
 Harmon, Mark R.1981, 82, 83, 84
 Harper, Matt1993, 94
 Harrell, Chris2015, 16
 Harrelson, William H.1893, 94
 Harrigan, P.F.1910, 11, 12
 Harrington, A. Tauasu1955, 56, 57
 Harrington, Scooter2017, 18, 19
 Harris, John P.1975, 76
 Harris, Kwame2000, 01, 02
 Harris, Larry W.1977, 78, 79, 80
 Harris, Leo A.1925, 26
 Harris, Mark1993, 94, 95
 Harris, Marvin K.1961, 62, 63
 Harris, Ronnie2012, 13, 14, 15
 Harris, Walter L.1984, 85, 86
 Harrison, Brandon2003, 04, 05, 06
 Harry, Emile M.1981, 82, 83, 84
 Hartranft, S. Glenn1921
 Hartvickson, Leon M.1967
 Hartwig, Charles M.1962, 63
 Hashimoto, Mark1984, 85
 Haskins, Jon1994, 95, 96, 97

Hattis, Henry2017, 18, 19
 Hatzenbuhler, Mark1990, 91, 92, 93
 Hauser, Henry P.1917
 Hauerman, Cornelius D.1901, 02, 03
 Hawkins, Chris1987, 88, 89
 Hayes, Anthony2013, 14
 Haygood, John T.1967, 68
 Hazelrigg, Thomas R.1965, 66, 67
 Hazzard, William C.1894
 Head, Brian2002, 03, 04
 Head, Gordon E.1934
 Head, Stuart2018, 19
 Hearney, Richard D.1960
 Hebert, John1993, 94, 95
 Heffernan, Robert E.1966, 67, 68
 Heimuli, Houston1980, 81
 Heinecke, Walter1927, 28, 29
 Heinly, Donald1908
 Heiser, Peter E.1929, 30, 31
 Heitmann, Eric1998, 99, 2000, 01
 Helsler, Charles W. Jr.1920
 Hemschoot, Joe2011, 12, 13, 14
 Henley, Thomas H. III1983, 84, 85, 86
 Henry, Wilbur A.1918
 Henton, John1993, 94
 Herbig, Nate2016, 17, 18
 Heron, Ivar C.1917
 Herring, Ed1992
 Herron, Stephen2019
 Hewitt, Ryan2010, 11, 12, 13
 Hey, Clifford L.1924
 Hibler, Michael K.1964, 65, 66
 Hibler, Paul J.1977, 78, 79
 Higgins, Elijah2019
 Higgins, John M.1946
 Hildebrand, Alfred P.1961, 62, 63
 Hill, Corey1994, 95, 96, 97
 Hill, Donald K.1925, 26, 27
 Hill, Harrison W.1898, 1900, 01
 Hill, L. Anthony1973, 74, 75, 76
 Hill, Mark N.1975, 76, 77
 Hillman, Harry H. Jr.1929, 30, 31
 Hillman, John N.1931, 32, 33
 Hincley, Beckett1990, 91
 Hincley, Robert W.1986, 87, 88, 89
 Hinds, Lucas2016
 Hines, Andre P.1978, 79
 Hinshaw, Chester J.1960
 Hinshaw, Dean S.1958, 59, 60
 Hoaglin, Mark K.1974, 75, 76
 Hobbs, Chris2006, 07
 Hobson, Louis2001, 02, 03
 Hodari, Simba1998, 99, 2000, 01
 Hoegh, Robert L.1951, 52
 Hoffman, Clifford P.1926, 27, 28
 Hoffpaair, Zach2012, 13, 14, 16
 Hogan, Kevin2012, 13, 14, 15
 Hogg, Charles H.1892
 Hoisch, Alan M.1942
 Holderson, Charles R.1949, 51
 Holdridge, Jay F.1936
 Holloway, Brian D.1978, 79, 80
 Holder, Alijah2015, 16, 17, 18
 Holman, John R.1906, 07, 08, 09
 Holman, Mike2000
 Holt, Preston1919
 Holwerda, Jacob J.1932, 33
 Honore, George L.1959, 61



STANFORD LETTERWINNERS



Hooper, Austin2014, 15
 Hooper, Gregory F.1979, 80, 81, 82
 Hooper, Trevor2003, 04, 05, 06
 Hoos, Earl M.1933, 36
 Hoover, Marcus1998, 99, 2000, 01
 Hopkins, Charlie.....2013, 14
 Hopkins, John1987, 88, 89, 90
 Horgan, Michael2004, 05
 Horn, Chris.....2005, 06, 07
 Horn, Richard H.1949, 50, 51
 Hornibrook, Jake2019
 Horowitz, Steven C.1969, 70
 Horton, Larry L.1905, 06
 Houck, George M.1922
 Howard, Robert P.1962, 63, 64
 Howard, Willie1997, 98, 99, 2000
 Howe, John M.1952, 53
 Howe, Stephen J.1976, 77
 Howell, Delano2008, 09, 10, 11
 Hoyem, Steve1990, 91, 92, 93
 Hubbard, C. William1975, 76
 Hubbard, Derek1995, 97
 Huckestein, Ray C.1985, 86, 87, 88
 Hugasian, Harry.....1949, 50, 51
 Hulen, Ray J.1930, 31
 Humphreys, Brad T.1985, 86, 87
 Humphreys, Philip M.1965
 Hunt, Albert B.1930
 Hunt, Robert W.1923, 24
 Husak, Todd1996, 97, 98, 99
 Huss, Jon D.1966, 68
 Hutchings, Charles H. Jr.1980, 81, 82, 83
 Hutchinson, Chad.....1996, 97
 Hyde, Clarence E.1904
 Hyland, Richard F.1925, 26, 27
 Inge, Ron E.1973, 74, 75, 76
 Ingham, George W.1959
 Irwin, Trent2015, 16, 17, 18
 Isaacs, Carl E.1955, 56
 Ishman, Reginald E.1971, 72, 73
 Jackson, Bill H.1985
 Jackson, David2005
 Jackson, Dylan2016, 17, 18
 Jackson, Jerome.....2007
 Jackson, Terence1981, 82, 83, 84
 Jacob, Joseph C.1949, 50
 Jacobs, George C.1903
 Jacobs, Quincy1993, 94, 95
 James, Edwin W.1898
 James, Jeffrey D.1984, 85, 86, 87
 Janssen, Clayton R.1922
 Jeffs, A.S.1895, 96, 97
 Jena, Douglas K.1972, 73
 Jenke, James A.1974, 75
 Jenkins, Julian2002, 03, 04, 05
 Jerich, Mike1992, 93, 94
 Jessen, Christopher F.1961, 62
 Johannessen, Edward L.H.1939, 41
 Johnson, Blaise2007, 08
 Johnson, Brian1987, 88, 89
 Johnson, Chris.....1996, 97, 98, 99
 Johnson, Eric.....2001, 02, 03
 Johnson, Jim2000
 Johnson, Jimmie.....1997
 Johnson, Lance1987, 88
 Johnson, Landon2004, 06, 07
 Johnson, Riall.....1997, 98, 99, 2000
 Johnson, Ryan.....2018, 19

Johnson, Teyo.....2001, 02
 Johnston, Charles F.1922, 23, 24
 Johnston, Philip F.1932
 Jones, Austin2019
 Jones, Brock2019
 Jones, Craig.....2013, 14, 15, 16
 Jones, Lawrence C.1970, 71
 Jones, Ray.....2004, 06
 Jones, Richard V. Jr.1954, 55
 Jones, Winford M.1939
 Jordan, Dontonio.....2014, 15
 Jorgensen, Spencer2019
 Josephson, Kurt H.1984, 85, 86
 Jubb, Stephen W.1969, 70
 Kadziel, Ronald D.1968, 69, 70
 Kaffen, James P.1972, 73
 Kaufusi, Tangaloo2018
 Kalambayi, Peter.....2014, 15, 16, 17
 Karakozoff, Alex L.1973, 74, 75, 76
 Kass, Dorean1998, 99
 Kauffman, James H.1968, 69, 70
 Kaufusi, Tangaloo2019
 Kaumatule, Luke2012, 13, 14, 16
 Kazanjian, John C.1927
 Keblusek, Edward R.1946
 Keck, Thunder2018, 19
 Kegley, Carl S.1917
 Kehl, James A.1970, 71
 Kehrl, Bruce A.1963, 64, 65
 Keiser, Thomas2008, 09, 10
 Kellan, William E.1974, 75, 76, 77
 Keller, C.J.2014, 15, 16
 Keller, Richard1968, 69
 Kellner, Stuart L.1966, 67, 68
 Kelly, James B.1924
 Kelly, Kyu Blu2019
 Kelly, Pat S.1985, 86
 Kemper, Steve A.1973, 74
 Kennedy, Martin H.1892, 93, 94
 Kerekes, George A.1976, 77, 78
 Kerkorian, Gary R.1949, 50, 51
 Kerman, John R.1939, 40
 Kern, Eugene F.1911, 12
 Kester, Edgar C.1916
 Keusseff, Stephen E.1938, 39
 Kidd, John D.1956, 57
 Kiebertz, Geoffrey B.1974, 75, 76, 77
 Killefer, Wade1969
 Kimble, Anthony.....2005, 06, 07, 08
 Kindler, Dorsey B.1946
 King, Gordon D.1975, 76, 77
 King, Leon1950, 51
 Kinney, Paul B.1918
 Kirkland, Alfred D.1951, 52
 Kirsch, William B.1937, 38
 Kirtman, Nathaniel.....1967
 Kirwan, Andre.....1993, 94, 95, 96
 Kite, Walter E.1932
 Klabau, Theodore A.1927, 28, 29
 Klafner, Derron.....1991, 92
 Klein, Bud D.1948, 49
 Klein, Jimmy1989, 90
 Klipper, L. Younger.....1970, 71, 72
 Kloos, Michael A.1971
 Kmetovic, Peter G.1939, 40, 41
 Knapp, Sam2010
 Knecht, Tommy1991, 92, 93
 Knight, Courtland W.1913, 15

Knight, Robert B.1901
 Koehn, John P.1970
 Koerner, William.....1905, 06, 07, 08
 Kohlmoos, Michael.....1987, 88
 Kolesnikow, Andy M.1974, 77
 Kolich, Tom2002
 Kopa, Matt2006, 07, 08, 09
 Kraft, Warren H.1921
 Krickeberg, Roy W.1953, 54
 Krishnamurthi, Gautam2014
 Krishnamurthi, Sidhart.....2016, 17, 18
 Kroeker, Andrew.....1995, 96, 97, 98
 Kynes, Cason2011
 La Combe, Emile A.1931
 La Prade, Loren H.1941, 42
 Laakso, Albert M.1948, 49
 Laborde, Henri J.1932
 LaBounty, Trey2018
 Lacey, Juan Carlos1998, 99
 Lacey, Laurence A.1958, 59
 Lachmund, Otto G.1913, 14
 Ladner, Ben2006, 07
 Laidlaw, Scott R.1972, 73, 74
 Lamanuzzi, Victor.....1971, 72
 Lamar, Kevin T.1980, 82, 84
 Lambert, Thomas B.1930, 31
 Lancaster, Jarek.....2010, 11, 12, 13
 Landis, Craig S.1985, 86
 Lang, Bruce.....1986, 87, 88, 89
 Lange, Scott.....1993
 Langford, J. Michael.....1974, 75
 Laord, William H.1930
 Larsen, Neils T.1934, 35
 Lasater, Richard W. II1968, 69, 70
 Lasley, J.J.1989, 90, 91, 92
 Latham, Robert M.1951
 Laubscher, Wesley F.1951
 Laumeister, Clarence F.1906
 Laverty, Roger M.1942
 Lawson, James W.1922, 23, 24
 Lazetich, Peter G.1969, 70, 71
 Le, TaeVeon.....2019
 Le, Tuan Van1988, 89, 90, 91
 Leahy, John G.1959
 Ledebor, Frederick B.1937, 38
 Lee, Austin1998, 99, 2000, 01
 Lee, Howard S.1899, 1900
 Leeuwenburg, Richard P.1962, 63, 64
 Leiker, Tony W.1985, 86
 Lemon, J.R.2002, 03, 04, 05
 Lemon, Steven R.1980, 81, 83
 Leonard, Matt1999, 2000, 01, 02
 Lettinich, Edward B.1934
 Levy, David N.1919, 20
 Lewis, Chris.....2000, 01, 02, 03
 Lewis, David R.1964, 65, 66
 Lewis, John K.1955
 Lewis, Laurence D.1926, 27, 28
 Lightfoot, Dan R.1968, 69, 70
 Liljenwall, Theodore J.1947, 48
 Lilly, John K.1917
 Lindskog, Stanley V.1960, 61, 62
 Lindskog, Victor J.1940, 41
 Little, Walker.....2017, 18, 19
 Lloyd, Dallas2013, 14, 15, 16
 Lodato, Jack D.1962, 63, 64
 Logan, Donjae.....2019
 Lohn, Nate2013, 14, 15

Lofton, David2004, 05, 06
 Lofton, James D.1975, 76, 77
 Loncar, Ken.....1994, 95
 Long, David.....2004
 Long, Joe E.1955
 Long, Robert W.1954, 55, 56
 Longinotti, John F.1965
 Lonsinger, Donald B.1981, 83
 Loomis, Frederick C.1923
 Lorig, Erik.....2006, 07, 08, 09
 Lorimer, Delmar B.1972, 73
 Lortie, Joe E.1985, 86, 87
 Lough, Charles.....1989
 Loukas, Alex.....2008, 09, 10
 Love, Bryce2015, 16, 17, 18
 Lovelady, Michael.....2003
 Lucas, Richard M.1949, 50
 Luck, Andrew2009, 10, 11
 Luckett, William E.1936, 37
 Ludeke, Frederick S.1921, 22, 23
 Ludeke, John M.1954
 Lueders, Blake2010, 11, 13, 14
 Lynch, Jake2019
 Lynch, John1990, 91, 92
 Lynn, Gary1975, 76, 77
 Lynn, Kelton2006, 07
 Lynn, Tom M.1974, 75
 Lyons, Wayne.....2011, 12, 13, 14
 Lyons, Willard E.1905
 Mabry, Tyler2008, 09, 10, 11
 MacAlpine, Archibald B.1920
 Macaluso, Nick2007, 08, 08
 Macaulay, John D.1978, 79, 80, 81
 Macaulay, Rob M.1983
 MacDonald, John W.1956
 Macellari, Michael2005
 Machtoff, Mark A.1983, 84
 MacMillan, Kevin B.1979, 80, 81
 Maddox, Dorian2017, 18, 19
 Madigan, Richard B.1946
 Madsen, Josh1991, 94, 95, 96
 Maentz, Robert C.1933, 34, 35
 Mahoney, John V.1985, 86, 87, 88
 Mahoney, Philip A.1980, 81
 Maihen, Austin2016, 17
 Mangan, Robert T.1936
 Mangum-Farrar, Jacob.....2018, 19
 Manley, Zahran2019
 Manning, Brian1993, 94, 95, 96
 Mannon, William H.1942
 Manoogian, Norman V.1950, 51, 53
 Manoukian, Donald J.1954, 55, 57
 Marchin, Jeff T.1985, 86
 Marcus, Lenard1994
 Marecic, Owen2007, 08, 09, 10
 Margala, Kenneth J.1971
 Margerum, Kenneth1977, 78, 79, 80
 Marinelli, Chris.....2006, 07, 08, 09
 Marks, William P.1930, 31
 Marohnic, David J.1981, 82, 83, 84
 Marquess, Mark E.1966, 67, 68
 Marrero, David2003, 04, 05
 Marriott, Joseph S.1916
 Marshall, Robert G. II.....1954, 55
 Martin, Brent J.1981, 82, 83, 84
 Martin, Folrest S.1972, 73, 74
 Martin, Jonathan2009, 10, 11
 Martin, Joseph C.1972, 73



STANFORD LETTERWINNERS



Martin, Lugene B.1946, 47, 48
 Martinez, Blake.....2012, 13, 14, 15
 Martinez, Martin J.1981
 Marx, Daniel.....2014, 15, 16, 17
 Masifilo, Matt2008, 09, 10, 11
 Mason, Grant2002
 Mason, John F.1964, 65, 66
 Massey, Thomas J.1967, 68
 Mastin, Robert H.1941
 Mathias, Robert B.1951, 52
 Matter, Kyle2002, 03, 04, 05
 Matthews, Robert E.1935, 36, 37
 Mattran, Tim.....2004, 05, 07
 Mattson, Robert M. (Bo).....1980
 Mauro, Josh2010, 11, 12, 13
 Maxfield, Blaine.....1997
 Mayers, Frank B.1907
 Maynor, Pat2005, 06, 07, 08
 Mayrhofer, Leonard F.1952
 McAndrew, Tom2006, 07, 08, 09
 McBride, Bert2007, 08, 09
 McCaffrey, Christian.....2014, 15, 16
 McCaffrey, Edward T.1986, 87, 89, 90
 McCain, Warren E.1940, 41
 McCamant, James D.1954
 McCann, Eugene D. (Dan)1976, 77
 McClernan, Matt.....2004, 05, 06
 McClintock, Colin H.1939
 McCloud, Charles E.1970, 71, 72
 McClure, Timothy J.1968, 69, 70
 McColl, Duncan B.1974, 75, 76
 McColl, Milton B.1977, 78, 79, 80
 McColl, William F.1949, 50, 51
 McCombs, Kyle2018, 19
 McCormick, Charles T.1961, 63
 McCreery, John H.1925, 26, 27
 McCullum, Jamien1998, 2000, 01
 McCullum, Justin.....2003, 04, 05
 McCutcheon, Marcus.....2003, 04, 05, 06
 McDonough, John T.1939
 McDougal, Damon1993
 McElroy, William D.1937, 38
 McFadden, Conor2012, 13
 McFadden, Pat.....2015, 16
 McFadden, Ralph J.1900, 01, 02
 McFadden, Thomas L.1899, 1900
 McFall, Carlos2005, 06
 McFarlane, Cameron2018
 McGill, Jonathan2019
 McGillicuddy, James2008, 09, 10
 McGilvray, A.B.1902
 McGovern, Larry D.1974, 76
 McGraw, Tyrone2007
 McGillicuddy, James2008, 09
 McGregor, Robert A.1978
 McKay, Charles W.1951
 McKeever, Barry J.1985, 86, 87, 88
 McKenna, John F.1956
 McKenna, Thomas J.1955
 McKenzie, Douglas B.1967, 68
 McKittrick, Jack W.1947, 48
 McLaughlin, Mike1996, 97, 98, 99
 McMillan, Donald C.1936
 McMillan, Frank L.1937
 McMillan, George.....1893
 McMillen, Roderick E. Jr.1957, 58, 59
 McMillin, Jeri L.1955, 56, 57
 McNally, Bo.....2006, 07, 08, 09

McNitzky, Richard2016, 17, 18, 19
 Medved, Anton J.1942
 Meeks, Quenton2015, 16, 17
 Meiners, Arnold W.J.1939, 40, 42
 Meinken, Geoff2010, 11
 Melloway, Marvin L.1949
 Mennie, Carl.....1994
 Merlo, James L.1971, 72
 Merlo, Richard M.1974, 75, 76
 Merrill, James A.1970
 Merrill, Than1997
 Merriman, Lloyd A.1946
 Mertz, Laurence L.1921, 22
 Mervin, Daniel D.1947, 48, 49
 Mescher, Kevin1987, 88
 Messer, Phillip H.1966, 67, 68
 Meyer, Frederick D.1939, 40, 41
 Meyers, Robert E. Jr.1950, 51
 Meyers, William J.1971, 72
 Miccichi, Tony.....1988, 89
 Michel, Michael W.1975, 76
 Middlekauff, Peter D.1964
 Middleton, Joel D.1923, 24, 25
 Miezian, Ricky2018, 19
 Milburn, Glyn1990, 91, 92
 Millage, James H.1926
 Miller, Barrett.....2019
 Miller, John D.1907, 08
 Miller, Kevin.....1995, 96, 97, 98
 Miller, Michael R.1967
 Miller, Mike2006, 07
 Miller, Reed.....2012, 13, 14, 15
 Milligan, Robert F.1931
 Mills, Aaron1991, 92, 93, 94
 Mills, Davis2018, 19
 Mills, James M.1965, 66
 Minturn, LeRoy1906, 07, 09, 10
 Mitchell, Emery F. III.....1948, 49
 Mitchell, Howard L.1923, 24, 25
 Mitchell, Mike1993, 95, 96, 97
 Mitchell, Mowatt M.1907, 08, 09
 Mitchell, Patrick.....1981, 82, 83, 84
 Mitchell, Robert S.1941
 Mitchell, Standish L.1909, 10
 Mitre, Anthony.....1977, 78
 Moffatt, Philip J.1929, 30, 31
 Moffett, Eugene V.1966
 Mohrman, Allen M. Jr.1965, 66
 Molfino, Albert A.1905, 06
 Moller, John M. (Jack)1976
 Molsalve, Carlos A.1934
 Monmouth, Reuben L. Jr.1972
 Monson, Chris S.1980, 81, 82
 Monteeth, Richard J.1952, 53
 Montgomery, Ty2011, 12, 13, 14
 Moore, Casey1999, 2000, 01, 02
 Moore, Dennis J.1968, 69, 70
 Moore, Evan.....2003, 04, 05, 07
 Moore, Francis J.1925
 Moore, Miles N.1969, 70, 71
 Moore, Patrick S.1970, 71, 72
 Moore, Rob G.1980, 81, 82, 83
 Moore, Robert R.1968, 69, 70
 Morabito, Justin.....1993, 94, 95
 Moran, Matthew R.1981, 82, 83, 84
 Morehouse, Charles J.1960
 Morley, Samuel R.1951, 52, 53
 Morley, Vivirn A.1927

Morris, Allyn E.1947
 Morris, Brian M.1983, 84, 85, 86
 Morris, Carl G.1984, 85, 86, 87
 Morrison, Benjamin F.1942
 Morze, David S.1978, 79, 80, 81
 Moscrip, James H.1933, 34, 35
 Mosich, Anthony J.1954, 55
 Motherway, Matt1998
 Muagututia, Myles.....2010, 11
 Mueller, Mark2007, 08, 09
 Muller, Donald F.1927, 28, 29
 Muller, Wes C.1933, 34, 35
 Mullin, Jack W.1939
 Mullins, Eric D.1980, 81, 82, 83
 Mulroy, Vincent D.1976, 77, 78
 Munger, John R.1936
 Munroe, Richard P.1942
 Murphy, Alameen2015, 16, 17, 18
 Murphy, Chester G.1896, 97, 98, 99
 Murphy, Kyle2012, 13, 14, 15
 Murphy, Michael1925, 26, 27
 Murphy, Trent.....2010, 11, 12, 13
 Murray, Gary S.1970, 71, 72
 Murray, Paul C.1922, 23
 Muster, Brad W.1984, 85, 86, 87
 Muth, Ben2005, 06, 07, 08
 Myers, Glenn C.1963, 64, 65
 Naatjes, Darin.....2000
 Naber, Kenneth E.1977, 78, 79, 80
 Nafzinger, James.....1947, 48
 Nagel, Otto A.1918
 Nash, Dan1987, 88, 89
 Natcher, Stanlus Z.1926
 Neal, Joe F.1962, 63, 64
 Neal, Ronald B.1910
 Neff, John R.1954, 55
 Neill, Michael R.1979, 80, 81
 Neill, Philip S.1929, 30, 31
 Neill, William C. Jr.1923, 24
 Nelson, Darrin M.1977, 78, 80, 81
 Nelson, David E.1965, 66, 67
 Nelson, Keanu2011, 12, 13
 Nevers, Ernest A.1923, 24, 25
 Newberry, Jared.....2001, 02, 03, 04
 Newhouse, Brent.....2004, 05, 06, 07
 Newton, Michael E.1986, 87, 88
 Nichols, Blaik1988
 Nichols, Robert G. Jr.1962, 63, 64
 Nicholson, William H.1967, 68
 Nickel, Paul.....1989, 90, 91, 93
 Nicolet, Robert A.1957, 58
 Nikolai, Irvin1957, 58, 59
 Nnoli, Emeka2005, 06
 Noble, Michael F.1982, 83, 84, 86
 Nolan, Zach2008, 09, 10
 Norberg, Henry F. Jr.1940, 41, 42
 Norgard, Alvar A.1931, 33
 Norman, Richard M.1958, 59, 60
 Norris, George D.1978
 Norwood, Toby.....1990, 91, 92, 93
 Nottingham, Brett.....2011, 12
 Nugent, Drake.....2019
 Nunes, Josh2010, 11, 12
 Nye, Blaine F.1965, 66, 67
 Nye, Tom A.1984, 85, 86
 O'Connor, Robert C.1933
 O'Neal, Edmond.....2002
 Ogle, William A.1964, 65, 66

Okereke, Bobby.....2015, 16, 17, 18
 Okwo, Michael.....2003, 04, 05, 06
 Olenchalk, John H.1974, 75, 76
 Oliver, Richard E.1967, 68, 69
 Olmsted, Clarence E.1910
 Olsen, Nathan.....1992, 93, 94
 Olson, David2013
 Olugbode, Kyle2011, 12, 13, 14
 Orme, Charles H. Jr.1938, 39, 40
 Orvick, Kenneth E.1980, 83
 Osaisai, Wopamo.....2005, 06, 07, 08
 Oser, Thomas.....2014
 Oshinowo, Babatunde Jr.2002, 03, 04, 05
 Ostrander, Dale H.1960
 Ostrander, T.C.2004, 05, 06, 07
 Ostrander, William R.1965
 Ostrom, Sig R.1973, 74, 75
 Otoupal, Vince.....1989, 90, 91, 92
 Ottmar, Jay A.1972, 73
 Ottovegio, Jay2004, 05, 06, 07
 Owen, Chauncey C.1906, 07
 Owusu, Chris.....2008, 09, 10, 11
 Owusu, Francis.....2013, 14, 15, 16
 Packard, David1933
 Pakola, Joshua2019
 Palamountain, Bennett H.1932, 33
 Palin, Drew W.1973, 74
 Pallette, Charles W. Jr.1919
 Pallow, Rick1989, 91
 Palma, Kevin.....2014, 15, 16, 17
 Palmbush, Scott.....1987, 88, 89, 90
 Palmer, Richard A.1940
 Palumbis, Jason.....1988, 90, 91
 Papathanassiou, Andrew.....1986, 87, 88, 89
 Pape, Terry E.1972, 73, 74
 Pappas, Ted A.1973, 74, 75
 Parish, Don E.1967, 68, 69
 Park, Kaulana H.1982, 83, 84
 Parker, Garth1897, 98, 99
 Parker, Melvin F.1918, 19
 Parker, Richard D.1977, 78, 79
 Parker, Roderick J.1938, 40
 Parker, Tyrone.....1990, 91, 92, 93
 Parkinson, Colby2017, 18, 19
 Parks, Nathan.....1994, 95, 96
 Parry, David2011, 12, 13, 14
 Parson, J.J.2017, 18, 19
 Patchett, Ernest L.1925, 26
 Patitucci, Frank M.1961, 62, 63
 Patrick, John C.1919, 20, 21
 Pattersen, David E.1939, 42
 Patterson, Jamal-Rashad.....2009, 10, 11, 12
 Patton, Chester G.1939
 Paulman, William H.1935, 36, 38
 Pavko, Michael R.1965, 66
 Pavlic, John W.1961, 63
 Paye, John A.1983, 84, 85, 86
 Paye, John P.1962
 Payne, Kevin N.1985
 Pease, Grant.....2018
 Peat, Andrus2012, 13, 14
 Peat, Nathaniel.....2019
 Peck, Edward L.1913
 Peck, Kendall.....1947, 49
 Peek, Bo2019
 Pelluer, Arnold.....1986, 87, 88
 Pelouze, Robert F.1916, 19, 20
 Pemberton, John R.1906, 07, 09



STANFORD LETTERWINNERS



Perez, Jordan2015, 16, 17, 18
 Perreault, Pierre E.1970, 71, 72
 Pershing, Richard S.1919, 20, 21
 Peter, Donald G.1959, 60
 Peterson, Dennis W.1971, 72
 Peterson, Robert L.1956, 57, 58
 Peterson, Thor J.1938, 39, 40
 Pettigrew, Gary L.1963, 64, 65
 Pettingill, Henry S. Jr.1914, 15, 16, 17
 Pfeifer, Travis.....1998, 2000, 01
 Phelps, Robert C.1947
 Pheney, William D.1922
 Phillips, Andrew2007, 08, 09, 10
 Phillips, Caleb.....2018, 19
 Phillips, Damon1993, 94
 Phillips, Harrison.....2014, 15, 16, 17
 Phillips, Ralph L.1975, 76, 77
 Phleger, Atherton M.1946, 47, 48
 Picazo, Robbie.....2010, 11, 12
 Pierce, Brett.....2000, 01, 03
 Pierce, Eric.....1988, 89, 90
 Pigott, John S.1976, 77, 78
 Pike, Gary E.1958, 59
 Pimental, William E.1983
 Pinckney, Jon1988, 89, 90, 91
 Pippens, Ra'Chard.....2012, 13, 14, 15
 Pitts, DeRonnie.....1997, 98, 99, 2000
 Plantaric, Eddie2013, 14
 Plain, Louis C. III.....1956, 58
 Plate, Horatio R.1898
 Plautz, Dylan.....2018
 Player, Stephen W.1960, 61
 Pleis, Mitchell F.1977, 78
 Plunkett, James W.1968, 69, 70
 Polich, Tyrone T.1956
 Polt, Randall P.1971, 72, 73
 Pomeroy, Russell A.1949, 50
 Pool, Hampton J.1938, 39
 Porras, Tyler2008
 Post, Ellis1926
 Post, Seraphim T.1927, 28
 Poulson, Charles W.1949, 50
 Poulson, Ward E.1924, 25, 26
 Powell, Dylan.....2017, 18
 Powell, Luke2000, 01, 02, 03
 Powell, Owen M.1950, 51
 Powers, Will2006, 07, 08, 09
 Pratt, Jordan2012, 13, 14
 Prelisnik, Charles J.1931
 Presley, George J.1906
 Preston, John B.1927, 28, 29
 Preston, Patrick P.1967, 68, 69
 Price, Eric E.1981, 82, 83, 84
 Price, Fred V.1925
 Price, James1986, 87, 88, 89
 Price, Robert L.1960, 61, 62
 Primus, Frank1996, 97, 98, 99
 Pritchard, Tavita.....2006, 07, 08, 09
 Protiva, Eric V.1956, 57, 58
 Pruitt, Leroy.....1993, 94, 95, 96
 Prukop, Tom A.1984, 85
 Prys, Andrew2017, 18, 19
 Ptacek, Edward D.1963
 Puk, Kevin.....1989, 90, 91
 Purkitt, Claude H.1940
 Pursell, Frank D.1958, 59, 60
 Pursell, Stephen W.1960, 61, 62
 Pyle, H. Carter Jr.1951, 52

Pyle, John F.1976
 Quaccia, Zack1998, 99, 2000, 01
 Quigley, Brett1988
 Quist, George1946, 47
 Raffetto, Estral J.1925
 Raftery, Michael R.1955, 56
 Ragsdale, Richard A.1962, 63, 64
 Raitt, C.B.1899, 1900, 01
 Rance, Marcus2007
 Rannels, Roland J.1957
 Rasmussen, Neil Jr.1936, 37
 Rath, Robert R.1964, 65
 Rau, Allen F. Jr.1946, 47, 48, 49
 Read, John M.1964, 65, 66
 Rector, Michael.....2013, 14, 15, 16
 Redell, Ron1989, 90, 91, 92
 Reed, Bill E.1982
 Reed, Harold E.1907
 Reeves, Frank W.1910, 13, 14
 Rehm, Francis E.1914, 15
 Reid, Gabe.....2018, 19
 Reid, Justin.....2015, 16, 17
 Reid, William J.1972, 73
 Reinhard, Robert R.1967, 68, 69
 Reihner, Kevin2012, 13, 14
 Reisner, John A.1933, 34
 Rembisz, Aaron1989, 90, 91, 92
 Rennaker, Terry L.1977, 78, 79
 Renwick, Donn C.1965, 66, 67
 Repath, Charles J.1918, 19
 Reuland, Konrad.....2009, 10
 Reuland, Warren.....2008
 Revak, Paul A.1952
 Reynolds, Barry R.1971, 72
 Reynolds, Ed2010, 12, 13
 Reynolds, Jackson E.1894, 95
 Reynolds, Larry D.1975, 76, 77, 78
 Reynolds, Robert C.1933, 34, 35
 Rhyne, Ben2011, 12, 13, 14
 Rhyne, Homer.....1907
 Riccitelli, Collin.....2018
 Rice, Arthur H.1898, 99
 Rice, Gordon.....1949, 51
 Rice, J. Bermingham.....1896, 97
 Rich, Ellsworth L.1892
 Richards, Jordan2011, 12, 13, 14
 Richardson, Albert.....1988, 89, 90, 91
 Richardson, Bruce G.1985, 86, 87
 Richardson, Jack.....2017, 18
 Richardson, Kevin M.1985, 86, 87, 88
 Riegel, Gordon S.1972, 73, 74
 Righter, Cornelius E.1917, 19, 20
 Rinker, Robert L.1967
 Rintala, Rudolph A.1930, 31
 Risser, Randy1980
 Ritchey, Craig S.1963, 64, 65
 Ritchie, Jon.....1996, 97
 Roberts, Ellery.....1990, 92, 93
 Robesky, Donald A.1926, 27, 28
 Roberts, Jemari.....2010, 11, 12
 Robesky, Kenneth L.1939, 40, 41
 Robinson, Alex.....2015, 16
 Robinson, Benjamin B.1956, 57, 59
 Robinson, Chuck1988, 89
 Robinson, Curtis.....2016, 17, 18, 19
 Robinson, Noel J.1955, 56, 57
 Robison, Doug C.1984, 85, 86, 87
 Robnett, Timothy L.1970, 71

Rodgers, Kit1995
 Rodolph, Frank E. Jr.1899
 Rogers, Charles O.1932
 Rogers, Douglas K.1978, 79, 80, 81
 Rogers, William B. Jr.1952, 53
 Roggeman, Timothy (Buck) ...1986, 87, 88, 89
 Rohrer, Robert L.1947, 48
 Rominger, Joseph C.1978
 Roosevelt, William K.1901, 04
 Root, John P.1965, 66, 67
 Rose, Christopher C.1979, 80, 81, 82
 Rose, Kenneth C.1948, 49
 Rosekrans, John N.1948
 Ross, Thomas L.1963, 64, 65
 Roth, Almon E.1909
 Rother, Harlow P.1928, 29, 30
 Rotto, Torsten2012, 13, 14, 15
 Rouble, Lawrence E.1933, 34, 35
 Rounds, George S.1960
 Rounsaville, Guy Jr.1962, 63, 64
 Rouse, Walter.....2019
 Rowen, Keith L.1972, 73, 74
 Royse, Larry L.1960, 61
 Royster, Brandon2001, 03
 Rubin, Dale F.1965
 Ruhl, Nick.....2008
 Rush, John P.1898
 Rushing, T.J.2002, 03, 04, 05
 Rydstedt, Gustav2005, 06, 07
 Rye, John G.1949, 50, 51
 Ryska, Tom A.1974, 75
 Sadler, James D.1938
 Saibel, Charles M.1969
 Salem, J.B.2012, 13
 Salina, Adam1993, 94, 95, 96
 Sampson, Ralph G.1969, 70, 71
 Sanborn, Ryan.....2019
 Sanchez, Nick2004, 05, 06, 07
 Sandborn, Thomas.....1909
 Sande, John III.....1968, 69, 70
 Sande, John P. IV1997, 98, 99, 2000
 Sanderman, Fred A.1942
 Sanders, Barry J.2013, 14, 15
 Sanders, Donald L.1951
 Sanders, Mark1999
 Sanderson, Reginald J.1970, 71, 72
 Sappenfield, Joel W.1954, 55
 Sargent, Gary A.1960, 61, 62
 Sarell, Foster.....2017, 18, 19
 Satre, Philip G.1969, 70, 71
 Saylor, Brent E.1976, 77, 78, 79
 Scarlett, Brennan2015
 Scarlett, Cameron2016, 17, 18, 19
 Schaffer, Thomas2017, 18, 19
 Schaklich, Timothy R.1970, 71
 Scharff, Scott.....2002, 03, 04
 Schauss, Karl L.1911, 12
 Scheidecker, William R.1953
 Scheller, Robert Sean1984, 85, 86, 87
 Schimmelmann, Kevin.....2002, 03, 04, 05
 Schimpf, Kerry A.1978
 Schindler, Greg.....1999, 2000, 01, 02
 Schmitt, Lawrence E.1959, 60
 Schneider, Philip D.1965, 67
 Scholfield, William R.1903
 Scholze, Adam.....1999
 Schonert, Turk L.1977, 78, 79
 Schott, Carl V.1934, 35, 36

Schrader, Carl F.1962, 63, 64
 Schultz, Bryan1992
 Schultz, Dalton2015, 16, 17
 Schultz, Jack G.1968, 69, 70
 Schwartz, Harry.....2017, 18, 19
 Schwartzstein, Sam2010, 11, 12
 Schwarzenbek, Francis.....1917
 Scott, Errol G.1959, 60, 61
 Scott, Joseph K.1947
 Scott, Kevin B.1983, 84, 85, 86
 Scott, Kevin T.1987, 88, 89, 90
 Scott, Leland S.1909
 Scott, Robert E.1950
 Scott, William D.1970, 71, 72
 Scribner, Frederick F.1931
 Seabright, Benjamin F.1896
 Seals, Brent.....2010, 11
 Seale, Ricky.....2011, 12, 13, 14
 Sears, Roger G.1959, 60, 61
 Sebes, Nick2001, 02, 03
 Seelye, Carrol C.1900
 Sellman, Roland.....1926, 27, 28
 Seymour, Peter M.1967, 68, 69
 Seymour, Robert J.1955
 Sgroi, Michael2002, 03, 04, 05
 Shane, Mario.....1988
 Sharp, David B.1968, 69
 Shaw, David.....1991, 92, 93, 94
 Shaw, Thomas L.1948, 49, 50
 Shea, Charles A. III.....1956, 57
 Shea, Ryan.....1988
 Sheehan, Dennis J.1969, 70, 71
 Sheehan, Timothy G.1965, 66
 Sheldon, Willard H.1919
 Sheller, Willard N.1941, 42
 Shellsell, Ian2003
 Sherman, Richard2006, 07, 09, 10
 Shields, Harvey H.1903, 04
 Shinnfield, Patrick.....1998
 Shipkey, Arthur H.1942
 Shipkey, Harry H.1922, 23, 24
 Shipkey, Theodore E.1924, 25, 26
 Shittu, Aziz2012, 13, 14, 15
 Shlaudeman, Karl W.1919, 20
 Shlaudeman, Robert.....1919, 20, 21
 Shober, Sam2013, 14, 15
 Shockley, Hillary E.1969, 70, 71
 Shoemaker, William B.1966, 67, 68
 Shore, Robert A.1966, 67, 68
 Shroyer, James L.1961, 62, 63
 Shuler, Graham2013, 14, 15
 Shull, Rod J.1985
 Sickmeier, Andrew C.1977, 78
 Siemens, Jeffrey S.1974, 75, 76
 Siemon, Jeffrey G.1969, 70, 71
 Silva, Mike2003, 04, 05, 06
 Silvas, Nick.....2005
 Sim, William C.1932, 33
 Simkins, William J.1928, 29, 30
 Simmons, Brandon2015, 16, 17, 18
 Simone, Michael A.1970, 71
 Simons, Carlton B.1960, 61, 62
 Simpson, Ismail.....2003, 04, 05, 06
 Sims, John1992, 93
 Sims, Robert F.1926, 27, 28
 Sims, Tim2005, 06, 07
 Sinclair, Andy L.1985, 86, 87, 88
 Sinclair, Tristan.....2019



STANFORD LETTERWINNERS



Single, Douglas W.1971, 72
 Singler, William D.1973, 74, 75
 Sinnerud, James A.1958
 Sivara, Dean L.1980
 Skaufel, Taylor.....2007, 08, 09, 10
 Skrabo, Paul M.1974, 75, 76
 Slaker, Frank L.1900, 01
 Skov, Patrick.....2012, 13, 14
 Skov, Shayne.....2009, 10, 12, 13
 Slusher, Dale.....1905
 Smalling, Charles O.1928, 29
 Smiley, Arthur C.1970
 Smith, Aaron.....2006
 Smith, Alex.....2001, 02, 03, 04
 Smith, Allen2005, 06, 07
 Smith, Barrett C.1951, 52, 53
 Smith, Edward A.1899, 1900, 01, 02
 Smith, G.W.1903
 Smith, James Z.1959, 61
 Smith, Kaden.....2017, 18
 Smith, Lyle W.1933
 Smith, Martin E.1976, 77, 78
 Smith, Rea E.1896, 97, 98
 Smith, S.P.1901
 Smith, Sidney B.1947
 Smith, Steve1989, 90, 91
 Smith, Terrell W.1968, 69, 70
 Smith, Tim1996, 98, 99
 Smith, Warren L.1910, 11, 12
 Smitherum, Edgar1915
 Smythe, James J.1974, 75
 Snelson, Eric W.1984, 85, 86, 87
 Snider, John E.1972, 73, 74
 Snider, Malcolm P.1966, 67, 68
 Snyder, Ben2016, 17, 18
 Snyder, Clinton.....2006, 07, 08, 09
 Soderlund, Matt D.1982, 83, 84, 85
 Solomon, Fred F.1923, 24, 25
 Sones, Thomas H.1970, 71
 Soper, Harold C.1914, 15
 Sorensen, Loren R.1953
 South, Glenn E.1939, 40
 Southwood, Eric J.1949, 51
 Spanos, Michael2011
 Spaulding, Alfred B.1894, 95
 Speights, Trevor2017, 18, 19
 Spence, Daniel H.1961, 62
 Spragan, Donnie.....1996, 97, 98
 Sprott, Walter K.1902, 03, 04
 Sproull, Henry F.1921
 St. Brown, Osiris.....2018, 19
 St. Geme, Edmond F.1981, 82, 83, 84
 St. Geme, Joseph W. III1977, 78, 79
 St. Geme, Joseph W. Jr.1950, 51, 52
 St. Geme, Peter E.1980, 81
 Stahl, W. Fred1985, 86, 87
 Stahle, Douglas C.1939, 40, 41
 Stallworth, Rollins.....2013, 14, 15
 Stalwick, David K. (Kent)1978
 Stamm, Edward A.1940, 41, 42
 Standlee, Norman S.1938, 39, 40
 Stanford, J.N.1905, 06
 Stanton, John G.1952, 53, 55
 Steele, Russell B.1956, 57, 58
 Steen, Sharcus.....1996, 97, 98, 99
 Stein, Richard B.1957
 Steinberg, John C. Jr.1951, 52, 53
 Stenstrom, Steve.....1991, 92, 93, 94

Stephen, Roy A.1957, 58
 Stephens, James D.1977, 78
 Stephens, Terrence.....2009, 10, 11, 12
 Steuber, Harold A.1959, 60, 61
 Stevenson, Don V.1974, 75, 76
 Stevenson, Maxwell1998
 Stewart, Donald2016, 17, 18, 19
 Stewart, James R.1952
 Stewart, Jeremy.....2007, 08, 10, 11
 Stewart, John K. Jr.953, 54, 55
 Stewart, Russell.....1997, 98, 99, 2000
 Stice, Robert H.1919, 20, 21
 Stillwell, Roger H.1972, 73, 74
 Stimson, Dustin2002
 Stockbauer, Marc1996, 97, 98, 99
 Stojkovich, Andrew1938, 39
 Stone, Glen J.1971, 72, 73
 Stone, Grant B.1936, 37
 Stonehouse, Paul1989, 90, 91, 92
 Storum, William A.1950, 51, 52
 Stott, Edmund P.1904, 05, 06
 Straight, Herbert R.1896
 Strand, Justin.....1993
 Strong, V. David.....1975, 76
 Stubblefield, Don P.1981, 82, 83
 Stundell, Alfred L.1910
 Sturgeon, John B.1939
 Stutz, Andrew2010, 11
 Sullens, Stephen1987, 88, 89
 Sullivan, Mike2003
 Summers, Alan1984, 85
 Summers, John J. (Jay).....1978, 79, 80, 81
 Summers, Jon1987, 88
 Sundheim, George M. (Duf)1973, 74
 Supple, Frederick E. Jr.1946
 Sutherland, Sam1985
 Sutton, Richard X.1937
 Svitek, Will2002, 03, 04
 Svitenko, Paul L.1985, 86, 87
 Swan, Frederick H.1924, 25, 26
 Swann, Jovan2017, 18, 19
 Swanson, Pete.....1993, 94, 95, 96
 Swanson, Peter L.1957, 58
 Swartz, Clifton R.1917
 Swartz, Donald E.1966, 67
 Sweeney, David F.1984, 85, 86, 87
 Swigart, Theodore E.1915, 16
 Swinton, Eliel.....1993, 94, 95, 96
 Symonds, Jay2018, 19
 Symonds, Nathaniel M.1926
 Taboada, Greg2014, 15, 16
 Tandy, Ray E.1928, 29, 30
 Tanner, Edwin S. (Ted).....1951, 52, 53
 Targhetta, Paul.....1931, 32, 33
 Tarpey, Paul A.1901, 02
 Tarpley, A.J.2011, 12, 13, 14
 Tarr, William H.1953, 54, 55
 Taylor, Albert W.1921
 Taylor, Brian1998, 99, 2000, 01
 Taylor, Charles A.1940, 41, 42
 Taylor, Edwin D.1950
 Taylor, Gary1988, 89, 91
 Taylor, Jack R.1955, 56, 57
 Taylor, Michael S.1980, 81
 Taylor, Perry N.1929, 30
 Taylor, Stepfan.....2009, 10, 11, 12
 Taylor, Wilbur R.1949, 50
 Teeuws, John L.1985, 87

Teeuws, Michael L.1979, 80, 81, 82
 Telesmanich, Jim1999
 Templeton, Robert L.1915, 16, 17, 19, 20
 Templeton, Robert M.1939
 TenBruggencate, Al J.1974, 75, 76
 Tenn, David T.1973, 74, 76
 Tennefoss, Marvin1950, 51, 52
 Terriell, Chester C.1908
 Terrell, Drew2009, 10, 11, 12
 Test, Eric B.1973, 74
 Theder, Richard R.1986, 87, 88
 Thoburn, James H.1910, 12, 13
 Thomas, Arthur B.1922, 23, 24
 Thomas, Benjamin A.1896, 97
 Thomas, Chase.....2009, 10, 11, 12
 Thomas, Eric.....1989, 91
 Thomas, John M.1957, 59
 Thomas, Michael2008, 09, 10, 11
 Thomas, Rooney1992
 Thomas, Solomon.....2015, 16
 Thomas, Tajuuan.....2015, 16
 Thompson, James G.1929
 Thompson, John M.1940
 Thompson, Robert A.1901, 03, 04, 05
 Thompson, Robert N.1951, 52
 Thompson, Savann J.1975, 76, 77, 78
 Thorpe, Charles A.1906, 07, 09
 Thurlow, Stephen C.1961, 62, 63
 Tilton, Lloyd I.1913
 Tinsley, Damion.....2000
 Tipton, David L.1969, 70
 Tipton, Thomas.....1974, 75
 Titus, Michael G.1946, 47
 Tobin, Donald J.1951
 Tod, Jay K.1931, 32, 33
 Todd, Raymond W.1934, 35
 Toilolo, Levine.....2010, 11, 12
 Tolliver, Michael T.1980, 81, 82, 83
 Tolon, Kenneth.....2001, 02, 03, 04
 Tolpinrud, Sean.....1999, 2000
 Tomerlin, Clemens.....1940
 Tomlinson, Daniel J.1971
 Toner, Brian.1996, 97, 98
 Toner, Eric2000
 Toner, Jet2017, 18, 19
 Toohill, Casey.....2016, 17, 18, 19
 Toomer, Nicolas.....2019
 Toorvald, Philip S.1960
 Topp, Gregory A.1981
 Topping, William K.1933, 34, 35
 Torrence, Leigh2001, 02, 03, 04
 Traeger, William J.1899, 1900, 01
 Traverso, Matt2003, 04, 05
 Tremayne, Brycen2019
 Trinh, Anthony.....2017, 18, 19
 Trojan, Jeff2013, 14
 Trombetta, Julius C.1926
 Trompas, Alexander G.1934, 35
 Trousslet, Tony.....1988, 89
 Trout, William W. Jr.1939
 Tsoutsouvas, Louis S.1936, 37
 Tubbs, Austin.....2014
 Tucker, Casey2014, 15, 16
 Tunney, Jono.....1987, 88, 89, 90
 Turner, Marcus2008
 Turriziani, Alfred L.1948
 Tyler, Andre M.1978, 79, 80, 81
 Tyler, Jay2016, 17

Tyler, Mike2014, 15, 16, 17
 Udofia, Ekom2006, 07, 08, 09
 Udofia, Udeme2004, 05, 06, 07, 08
 Ukropina, Conrad2013, 14, 15, 16
 Ukropina, James R.1957, 58
 Umerah, Tobe2018, 19
 Underwood, Cole2011, 13
 Urban, Joseph C.1912, 13, 14, 15
 Uso, Tafti.....1998, 99
 Vahan, Randolph K.1960, 61, 62
 Vail, Stanley M.1907
 Valli, Louis P.1955, 56, 57
 Van Alstyne, Bruce E.1949, 50
 Van Dellen, Elzo L. Jr.1933, 34
 Van Dervoort, Theodore Jr.1905, 07
 Van Galder, Gary C.1955, 56, 57
 Van Hook, Stuart G.1924, 25
 Vanderlip, Manford1955
 Vardell, Thomas1988, 89, 90, 91
 Vataha, Randall E.1969, 70
 Thomas, Matt1993
 Vaughters, James.....2011, 12, 13, 14
 Veach, Lane2015, 16, 17
 Vella, Tony1996
 Verdieck, James E.1939, 40
 Veris, Garin L.1981, 82, 83, 84
 Vermilya, Robert H.1928
 Vick, James A.1950, 51, 52
 Vickers, Leon1993
 Vigby, Jack.....1917
 Vigna, Joseph A.1935, 36
 Vincenti, Louis R.1927
 Vinson, Josiah2003, 04, 05, 06
 Volmert, Lawrence E.1964, 65, 66
 Volpe, Jon1987, 88, 90
 Volta, Eric L.1984, 85, 86, 87
 Vucinich, Milton C.1940, 41, 42
 Wade-Perry, Dalyn.....2018, 19
 Wagner, Evan1996
 Wakefield, Charles.....1942, 46
 Waldo, John H.1918
 Waldvogel, Jerry A.1974, 75
 Walker, David B.1972, 73, 74
 Walker, David.....1992, 93, 94, 95
 Walker, Edgar L.1924, 25, 26
 Walker, Frank F.1915, 16
 Walker, Harold L.1947
 Walker, Kelly J.1973, 74
 Walsh, Chris1988, 89, 90, 91
 Walsh, Thomas J.1959, 60, 61
 Walters, Troy1996, 97, 98, 99
 Walton, H.A.1892, 1893
 Walton, Jackson.....1934, 37
 Ward, Lee2011, 12, 13, 14
 Ward, Thomas L.1916, 17, 19
 Warnecke, John C.1939, 40
 Warwick, Gregory1978
 Washington, Demea G.1968, 69, 70
 Washington, Gene A.1966, 67, 68
 Wasik, Todd R.1979, 80
 Waters, Rich A.1974, 75, 76
 Waters, Ryan1993, 94, 95
 Watkins, Frederick B.1911, 13
 Watkins, Jordan2013, 14, 15, 16
 Watson, Donald R.1957, 58
 Watson, Jarvis P.1952, 53
 Watts, Frank A.1918, 19
 Watts, Nicodemus1993, 94, 95, 96



STANFORD LETTERWINNERS



Weaver, Clark E.	1962, 63	Williamson, Kendall	2018, 19
Webb, Jami.....	1993, 94	Willis, Anthony.....	1995, 96, 97
Weber, Chris E.	1983, 84, 85, 86	Willock, Jason	1999
Weber, Stephen.....	1987, 88	Wilson, Dean R.	1977, 78, 79
Wedge, Wesley E.	1954	Wilson, Elwood J.	1929
Wedge, Winfred E.	1952, 53, 54	Wilson, Geoff	1995, 97, 98
Wedington, Connor.....	2017, 18, 19	Wilson, Gerald E.	1973, 74, 75
Wehat, Gilbert C.	1923	Wilson, John H.	1892, 1893
Weinacht, Paul	2000, 01, 02	Wilson, Michael	2018, 19
Weingartner, Thomas A.	1966, 67, 68	Wilson, Nick.....	2016, 17, 18
Weller, Milo J.	1903, 04	Wilson, Philip C.	1952, 53
Wells, Ryan	1999, 2000, 01, 02	Wilson, Philip L. Jr.	1931
Wentworth, William A.	1953	Wilson, Philip L.	1898
Werner, Bryan.....	1994, 95, 96, 97	Wilson, Phillip E.	1980
Werstler, John E.	1978	Wilson, Stanley.....	2002, 03, 04
West, Byron F.	1937, 38	Wilson, William A.	1941
West, Jack.....	2018, 19	Wilton, Frank S. Jr.	1926, 27, 28
West, R.F.	1904	Wimmer, Gary E.	1979, 80, 81, 82
Westerfield, Dan D.	1982, 83, 84	Wines, Blaine L.	1913, 14
Wetnight, Ryan.....	1991, 92	Winesberry, John C.	1971, 72, 73
Whalen, Griff.....	2008, 09, 10, 11	Winham, William P.	1916, 17
Whalen, Ryan.....	2007, 08, 09, 10	Winnek, Phil S.	1929
Whipple, John H.	1947	Winters, Jerry E.	1960
Whitaker, Eric	2011	Wiser, Sean.....	2008
Whitaker, Nate.....	2009, 10	Wire, Coy.....	1998, 99, 2000, 01
White, Alistair	1995, 96, 97	Wittenau, Carl.....	1929
White, Charles H.	1934	Wittman, Billy.....	1992
White, Gordon W.	1948, 49, 50	Wong, Kailee.....	1994, 95, 96, 97
White, Jason.....	1992, 93, 94, 95	Woodcock, Elbert C.	1911
White, Jason.....	2000, 01, 02	Woods, Justus	2018
White, Robert W.	1948, 49, 50	Woodward, Tyleve F.	1921, 22, 23
White, Stephen F.	1972, 73	Woollomes, James P.	1920
White, Vincent D.	1979, 80, 81, 82	Worden, Richard C.	1927, 28
Whitehouse, Louis M.	1893	Worley, Davie E.	1951
Whitfield, Bob.....	1989, 90, 91	Wright, Josh.....	1990, 91, 92, 93
Whitfield, Kodi.....	2012, 13, 14, 15	Wright, Matt.....	1999, 2000, 01
Whitt, Scott.....	1994, 95	Wright, Remound	2012, 13, 14, 15
Whittemore, John R.	1892	Wusu, Timi	2002, 04, 05
Whittle, Derek W.	1983	Wylie, James T.	1914, 15
Wiggin, Paul D.	1954, 55, 56	Wylie, Robert M.	1959, 60
Wilbur, John L.	1963, 64, 65	Wyman, David M.	1982, 83, 84, 86
Wilburn, Albert T.	1964, 65, 66	Wyman, Michael E.	1981, 82, 83, 84
Wilcox, Chester A.	1920, 21, 22	Yancy, Austin	2006, 07, 09, 10
Wilcox-Fogel, Nate.....	2007, 08	Yankey, David.....	2011, 12, 13
Wiley, William M.	1972	Yazdi, Alex.....	2013, 14
Wilkerson, Anthony.....	2010, 12, 13	Young, Charles.....	1993, 94, 95
Wilkes, Khalil	2010, 11, 12, 13	Young, Charlie	1987, 88, 90
Wilkin, John S.	1963	Young, Chris M.	1985, 87
Wilkins, Earl B.	1916	Young, Gordon A.	1954, 55, 56
Wilkinson, Michael P.	1975, 76	Young, Kelsey	2012, 13, 14
Willard, Michael R.	1967	Young, William B.	1942
Willard, William C.	1937, 38, 40	Yules, Sam	2013, 14, 15
Williams, Bradley B.	1973, 74	Zager, Peter G.	1936, 37, 38
Williams, Charles R.	1966, 67	Zagory, Aaron.....	2006, 07, 08
Williams, Fred L.	1934, 35, 36	Zaltosky, Craig R.	1972, 73
Williams, Howard L.	1967, 68, 69	Zappettini, Donald M.	1942
Williams, Ken R.	1982	Zellmer, Craig A.	1978, 79, 80, 81
Williams, Lewis I.	1971	Zentner, John R.	1985, 86, 87, 88
Williams, Michael	2017, 18, 19	Zychlinski, Daniel.....	2009, 10, 11, 12
Williams, Noah.....	2018, 19		
Williams, Reagan.....	2016, 17, 18		
Williams, Tank.....	1998, 99, 2000, 01		
Williams, Thomas M.	1895, 96		
Williams, Thomas N.	1958		
Williams, Tom.....	1989, 90, 91, 92		
Williams, Vaughn.....	1980, 81, 82, 83		
Williams, Vincent M.	1978, 81		
Williamson, Jordan.....	2011, 12, 13, 14		



STANFORD ASSISTANT COACHES



Alamar, Pete 2011-present Special Teams Coordinator
 Akina, Duane 2014-present Defensive Backs
 Anderson, Jim 1981-83 Running Backs
 Anderson, Lance 2007-present Defensive Tackles
 Outside Linebackers
 Recruiting Coordinator
 Willie Shaw Director of Defense
 Axman, Steve 1986 Offensive Line
 Baer, Kent 1995-2001 Inside • Outside Linebackers (1995-01)
 Defensive Coordinator (1999-01)
 Baldwin, Dave 1984-88 Tight Ends (1984)
 Wide Receivers (1985-88)
 Banker, Mark 2002 Co-Defensive Coordinator
 Secondary
 Bengtson, Phil 1940-41, 1946-50 Line
 Bible, Dana 1995-97 Offensive Coordinator
 Quarterbacks
 Billick, Brian 1989-91 Wide Receivers
 Tight Ends
 Bloomgren, Mike 2011-17 Offensive Line
 Andrew Luck Director of Offense
 Borbely, Dave 1995-97 Offensive Line (Centers and Guards)
 Boulware, Jay 2004 Running Backs
 Brattan, Tom 1999-2000 Offensive Line (Centers and Guards)
 Buh, Andy 2007-09 Linebackers
 Co-Defensive Coordinator (2008-09)
 Carberry, Kevin 2018-present Offensive Line
 Charles, Russell 1977-79 Linebackers • Junior Varsity Coach (1977)
 Tight Ends (1978)
 Offensive Line (1979)
 Christoff, A.J. "Andy" 1983, 2003-04, 2006 Defensive Coordinator (1983, 2004, 2006)
 Co-Defensive Coordinator • Secondary (2003)
 Christiansen, Jack 1968-71 Linebackers (1968)
 Offensive Backfield (1969-70)
 Defensive Backs (1971)
 Clark, Monte 1993-94 Offensive Line
 Cosbie, Doug 1993-94 Offensive Line
 Cox, James E. 1950 Assistant
 Crook, Ron 2011-12 Tight Ends
 Cross, Jack 1961-62 Assistant
 Cubit, Bill 2003-04 Quarterbacks (2003-04)
 Offensive Coordinator (2004)
 Cunningham, Gunther 1973-76 Freshmen Head Coach • Assistant (1973)
 Defensive Line (1974-76)
 Currey, David W. 1971-76 Offensive Backs
 Dalman, Chris 2007-08 Offensive Line
 Denbrock, Mike 2001 Offensive Line (Tackles and Tight Ends)
 DeSilvia, Terry G. 1967-69 Freshmen Head Coach • Assistant (1967)
 Defense (1968)
 Assistant (1969)
 Detwiler, Chuck 1980-82 Defensive Backs
 Dickey, William J. 1971 Offensive Line
 Diedrick, Bill 1998-2001 Offensive Coordinator
 Quarterbacks
 Dowhower, Rod 1977-78 Receivers
 Drevno, Tim 2007-10 Tight Ends
 Offensive Line
 Durkin, D.J. 2007-09 Defensive Ends
 Special Teams
 Dutton, Bill 1979 Defensive Line
 Elward, A. H. (Mal) 1946-56 Assistant
 Everest, Andy 1958-62 Assistant
 Fangio, Vic 2010 Defensive Coordinator
 Fassel, Jim 1979-83 Running Backs (1979)
 Quarterbacks • Receivers (1980)
 Offensive Coordinator (1981-83)
 Fehring, Dutch 1949-66 Assistant
 Foerster, Chris 1988-91 Assistant • Offensive Line (1988-90)
 Special Teams (1991)
 Frease, Don 1976 Assistant
 Freeman, Tom 2005-06 Offensive Line
 Run Game Coordinator
 Gagnon, Gary 1987-88 Tight Ends • Offensive Line (1987)
 Running Backs (1988)
 Gambold, Bob 1963-71 Assistant (1963-67)
 Defense (1968-69)
 Defensive Backs (1970)
 Defensive Coordinator • Linebackers (1971)
 Ghilotti, Robert V. 1950-58 Assistant
 Gilmete, Jack 1986-89 Linebackers (1986)
 Outside Linebackers (1987-89)
 Godden, John 1979 Inside Linebackers

Gould, Ron 2016-present Running Backs
 Green, Denny 1977-78, 1980 Running Backs (1977-78)
 Offensive Coordinator (1980)
 Hackett, Nathaniel 2005 Specialists • Recruiting Coordinator
 Hamilton, Bones 1940-41 Backfield
 Hamilton, Pep 2010-12 Wide Receivers • Quarterbacks
 Offensive Coordinator
 Andrew Luck Director of Offense
 Hammerschmidt, Jeff 2006 Outside Linebackers
 Special Teams
 Hammett, Ray 1946-49 Assistant
 Hampton, Russell E. 1966-67 Assistant
 Handley, Ray 1972-73, 1979-83 Linebackers (1972-73, 1979-80)
 Outside Linebackers (1981)
 Associate Head Coach (1982-83)
 Hansen, Peter 2014-19 Inside Linebackers
 Harbaugh, Jack 1980-81 Defensive Coordinator
 Hart, Randy 2010-2015 Defensive Line
 Harris, Bill 1995-98 Defensive Coordinator
 Secondary
 Hayes, Tom 2005 Defensive Coordinator
 Secondary
 Hecker, Norbert E. 1972-78 Defensive Coordinator • Defensive Line (1972-73)
 Defensive Coordinator • Linebackers (1974-76)
 Linebackers (1977-78)
 Holmoe, Tom 1992-93 Secondary
 Houck, Hudson 1972-75 Freshmen Head Coach • Assistant (1972)
 Offensive Line (1973-75)
 Hunt, E. P. (Husky) 1940 Assistant
 James, Dick 1980-82 Offensive Line (1980-82)
 Jones, Robert A. 1963, 1972 Freshmen Head Coach • Assistant (1963)
 Offensive Coordinator • Offensive Line (1972)
 Kelly, David 2002-03 Associate Head Coach
 Offensive Coordinator
 Wide Receivers
 Kennedy, Bobby 2018-present Wide Receivers
 Kerr, Larry 1984-88 Inside Linebackers (1984-85)
 Linebackers (1986)
 Inside Linebackers (1987-88)
 Kettela, Peter P. 1972-76 Receivers
 Kmetovic, Peter G. 1950-62 Assistant
 Kofler, Otto 1985-88 Tight Ends (1985)
 Offensive Line • Tight Ends (1986-87)
 Outside Linebackers (1988)
 Kotulski, David 2012-13 Inside Linebackers
 Krause, Harry G. (Moose) 1948 Assistant
 Lavan, Al 1979 Running Backs
 Lawson, Jim 1940-41 Ends
 Lindskog, Vic 1942 Assistant
 Lovat, Tom 1977-79 Offensive Line
 Lubick, Sonny 1985-88 Outside Linebackers (1985)
 Secondary (1986-88)
 Lynn, George M. 1951-57 Assistant
 Lynn, Ron 2008-09 Co-Defensive Coordinator
 Assistant Head Coach
 MacDuff, Larry 1980-83 Defensive Line (1980-81)
 Defensive Coordinator (1982)
 Defensive Line (1983)
 Mannini, Dick 1984-89 Defensive Coordinator • Secondary (1984-85)
 Defensive Coordinator • Defensive Line (1986-88)
 Inside Linebackers (1989)
 Margerum, Ken 2004 Wide Receivers
 Mason, Derek 2010-2013 Defensive Backs
 Associate Head Coach
 Defensive Coordinator
 Willie Shaw Director of Defense
 McCartney, Max 1969-71 Assistant (1969)
 Defensive Line (1970-71)
 McCarty, Peter 2002-03 Defensive Ends
 McDonald, George 2004 Tight Ends
 McDonnell, John 2001, 2005 Offensive Line • Centers and Guards (2001)
 Offensive Line • Tackles and Tight Ends (2005)
 McKenna, Jack 1958 Assistant
 McLaughlin, Leon 1959-65 Assistant
 McMackin, Greg 1984 Outside Linebackers
 Meister, Herman A. 1957-58 Assistant
 Miles, Trent 2001 Wide Receivers
 Moller, Chuck 1997-2000 Offensive Line
 Mora, James E. 1967 Assistant
 Morton, Steve 2002-04 Offensive Line
 Moses, Wayne 2002-03, 2005 Running Backs



STANFORD ASSISTANT COACHES



Mosley, Earle.....	1997-98	Running Backs
Moultrie, Bill	1968-73	Defensive Backs (1968) Frosh Head Coach • Assistant (1969-71) Special Teams (1972-73)
Morris, Patrick	1995-96	Offensive Line • Tackles and Tight Ends
Nelson, Mike	1990-91	Defensive Line
Nelson, Nate.....	2006	Recruiting Coordinator • Specialists
Nolan, Mike	1983	Inside Linebackers
Ottmar, Dave	1980-83	Tight Ends (1980-81) Running Backs • Tight Ends (1982) Wide Receivers (1983)
Patterson, Darrell.....	2005-06	Inside Linebackers
Peasley, Edward	1966-70	Assistant (1966-67) Defensive Line (1968-69) Linebackers (1970)
Polian, Brian	2010-11	Special Teams Coordinator
Preston, Buzz.....	1999-2001, 2006	Running Backs
Pritchard, Tavita.....	2013-present	Running Backs Quarterbacks • Wide Receivers Kevin M. Hogan Quarterbacks Coach Andrew Luck Director of Offense (2018-present)
Quinn, Tom	2002-05	Tight Ends • Special Teams Coordinator Tight Ends • Special Teams Coordinator Recruiting Coordinator Outside Linebackers • Special Teams
Reynolds, Diron	2015-present	Defensive Line
Ring, Bill	1992	Running Backs
Rison, Mose.....	1995-2000	Wide Receivers
Roman, Greg.....	2009-10	Tight Ends Offensive Tackles Running Game Coordinator
Ruetz, Joseph H.	1951-56	Assistant
Rust, Rod	1963-66	Assistant
Samuel, Tony	1984-85	Defensive Line
Sams, Doug.....	2006	Offensive Line
Sanders, Eric.....	2020-present	Inside Linebackers
Sanford Sr., Mike.....	2002	Offensive Coordinator • Quarterbacks
Sanford Jr., Mike	2011-13	Running Backs Quarterbacks Wide Receivers Recruiting Coordinator
Schuhmann, Scott	1989-92	Offensive Line
Schuler, Denny	1999-2001	Defensive Backs
Schwartz, Marchmont	1940-41	Backfield
Seifert, George E.	1972-74, 1977-79	Defensive Backs
Shafer, Scott.....	2007	Defensive Coordinator Assistant Head Coach
Shaw, Bryan	1983	Tight Ends
Shaw, David.....	2007-10	Offensive Coordinator Wide Receivers Running Backs
Shaw, Willie	1974-76, 1989-91	Special Teams (1974) Defensive Backs (1975-76) Secondary (1989) Defensive Coordinator • Secondary (1990-91)
Shea, Terry	1992-94	Assistant Head Coach Offensive Coordinator
Shipkey, Harry	1940-42	Frosh Head Coach • Assistant (1940-41) Line (1942)
Shurmur, Patrick.....	1998	Offensive Line
Single, Doug.....	1976-78	Offensive Line
Singler, Bill	1992-94	Special Teams (1992) Running Backs (1993-94)
Smith, Homer	1958-60	Frosh Head Coach • Assistant (1958-59) Assistant (1960)
Stamm, Ed	1946	Assistant
Stavely, Dan	1959-62	Assistant (1959) Frosh Head Coach • Assistant (1960-62)
Taggart, Willie.....	2007-09	Running Backs
Tarver, Jason.....	2011	Co-Defensive Coordinator Inside Linebackers
Taylor, Chuck	1948-49	Frosh Head Coach • Assistant
Taylor, Lance.....	2014-16	Running Backs
Theeder, Roger	1968-71	Backs (1968-69) Receivers (1970) Quarterbacks • Running Backs (1971)
Thornhill, C.E.....	1922-32	Line
Tipton, Dave	1989-2006	Outside Linebackers (1989-91) Defensive Line (1992-94, 2005-06) Defensive Interior Line Recruiting Coordinator (1995-2001) Defensive Tackles • Recruiting Coordinator (2002)

Tolleson, Mike	1989-91	Assistant Head Coach • Defensive Tackles (2003-04) Inside Linebackers
Treadwell, Don	1995-96	Running Backs
Troppman, Jim	1968	Frosh Head Coach/Assistant
Turner, Keena	1992-94	Outside Linebackers
Turner, Morgan.....	2013-present	Tight Ends
Turner, Ron	1989-91	Offensive Coordinator Quarterbacks
Vermeil, Richard A.	1965-68	Frosh Head Coach • Assistant (1965) Assistant (1966-67) Backfield (1968)
vonAppen, Fred	1977-78, 1982, 1989, 1992-94	Defensive Line (1977-78, 1982) Defensive Coordinator • Defensive Line (1989) Defensive Coordinator • Inside Linebackers (1992-94)
Walsh, Bill	1963-65	Assistant
Walsh, Jimmy	1984-87	Running Backs
Waters, Bob	1968	Receivers
Waugh, Tucker.....	2005-06	Wide Receivers
White, Clayton.....	2007-09	Defensive Backs
White, Mike	1964-71	Assistant (1964-67) Offensive Line (1968-70) Offensive Coordinator • Offensive Line (1971)
Wilcox, Francis	1942	Frosh Head Coach • Assistant
Williams, Frank	1963	Assistant
Williams, Tom.....	2002-04	Co-Defensive Coordinator • Linebackers (2002-03) Inside Linebackers (2004)
Williams, Vaughn.....	1994	Defensive Backs
Willingham, Tyrone	1989-91	Running Backs
Wilson, Mike	1992-94	Wide Receivers Tight Ends
Yelovich, Tony	1984-85	Offensive Line
Zacharias, Phil.....	1995-2001	Defensive Ends Special Teams

• Complete information unavailable before 1940.

Stanford Coaches Who Became NFL Coaches

Phil Bengtson	Wayne Moses
Dana Bible	Earle Mosley
Brian Billick	Mike Nolan
Monte Clark	Tom Quinn
Jack Christiansen	John Ralston
Gunther Cunningham	Mose Rison
Rob Dowhower	Greg Roman
Tim Drevno	Rod Rust
Vic Fangio	Willie Shaw
Jim Fassel	Terry Shea
Bob Gambold	Pat Shurmur
Denny Green	George Seifert
Nathaniel Hackett	Jason Tarver
Pep Hamilton	Lance Taylor
Ray Handley	Roger Theder
Jim Harbaugh	Ron Turner
Tom Hayes	Dick Vermeil
Norb Hecker	Fred vonAppen
Hudson Houck	Bill Walsh
Al Lavan	Mike White
Tom Lovat	Paul Wiggin
Larry MacDuff	Tom Williams
Greg McMakin	Tyrone Willingham
Jim Mora	Mike Wilson
Pat Morris	Phil Zacharias

Stanford Assistant Coaches Who Became Division I Head Coaches

Steve Axman	Scott Shafer
Dave Baldwin	Terry Shea
Mike Bloomgren	Homer Smith
Bill Cubit	Willie Taggart
D.J. Durkin	Roger Theder
Jack Harbaugh	Don Treadwell
Tom Holmoe	Ron Turner
Al Lavan	Dick Vermeil
Sonny Lubick	Fred vonAppen
Derek Mason	Bob Waters
Greg McMackin	Mike White
Trent Miles	Tom Williams
Brian Polian	Tyrone Willingham
Tony Samuel	
Mike Sanford, Sr.	
Mike Sanford, Jr.	



STANFORD QB LEGACY



Quarterback Legacy

Beginning with Frankie Albert, who earned All-America honors in 1940 and '41, and continuing with the likes of Bobby Garrett, John Brodie, Jim Plunkett, Mike Boryla, Guy Benjamin, John Elway, John Paye, Steve Stenstrom, Kevin Hogan, Todd Husak, Trent Edwards and Andrew Luck, Stanford has enjoyed a long tradition of excellence at the quarterback position for eight decades.

Plunkett won the 1970 Heisman Trophy and finished his career with a school and NCAA record 7,887 yards in total offense. After engineering Stanford's 27-17 upset victory over Ohio State in the 1971 Rose Bowl, Plunkett was the No. 1 pick in the 1971 NFL Draft by the New England Patriots. Luck presided over the three most prolific offenses in school history from 2009-11, leading the Cardinal to three straight bowl appearances and a top-10 ranking.

Four former quarterbacks – Garrett, Plunkett, Elway and Luck – were No. 1 picks in the NFL Draft while Brodie was a first-round draft pick by the San Francisco 49ers in 1956.

Four quarterbacks – Plunkett (XV, XVIII), Elway (XXI, XXI, XXIV, XXXII, XXXIII), Turk Schonert (XVI, XXII) and Guy Benjamin (XVI) have combined to play in 10 Super Bowls, winning five rings and earning two Super Bowl MVP awards.

Stanford quarterbacks have left an indelible mark in the evolution of the game. Albert was part of Clark Shaughnessy's T-formation scheme that revolutionized college football in the early 1940s. Under Albert's direction, Stanford was recognized as national champions by several polls following its undefeated season in 1940, which culminated with a 21-3 victory over Nebraska in the Rose Bowl.

NFL Quarterbacks

	Round	Team
Frankie Albert	1st	San Francisco 49ers (1946-52)
Guy Benjamin	2nd	Miami Dolphins (1978-79) • New Orleans Saints (1980) San Francisco 49ers (1981-84)
Mike Boryla	4th	Philadelphia Eagles (1974-76) • Tampa Bay Buccaneers (1978)
John Brodie	1st	San Francisco 49ers (1957-73)
Steve Dils	4th	Minnesota Vikings (1979-83) Los Angeles Rams (1984-87; 89) • Atlanta Falcons (1988) Buffalo Bills (2007)
Trent Edwards	3rd	Buffalo Bills (2007)
John Elway	1st	Denver Broncos (1983-98)
Randy Fasani	5th	Carolina Panthers (2002)
Bob Garrett	1st	Green Bay Packers (1954)
Kevin Hogan	5th	Kansas City Chiefs (2016) • Cleveland Browns (2016-17) Washington Redskins (2018) • Denver Broncos (2018)
Todd Husak	6th	Washington Redskins (2000) • Denver Broncos (2001) New York Jets (2002-03) • Cleveland Browns (2004) Dallas Cowboys (2002-03) • Chicago Bears (2004)
Chad Hutchinson	--	Dallas Cowboys (2002-03) • Chicago Bears (2004)
Chris Lewis	--	Arizona Cardinals (2004)
Dave Lewis	5th	Cincinnati Bengals (1970-73)
Andrew Luck	1st	Indianapolis Colts (2012-present)
Dick Norman	5th	Chicago Bears (1961)
John Paye	10th	San Francisco 49ers (1987-88)
Hampton Pool	7th	Chicago Bears (1940-43)
Jim Plunkett	1st	New England Patriots (1971-75) San Francisco 49ers (1976-77) • Oakland Raiders (1978-81) Los Angeles Raiders (1982-86)
Turk Schonert	9th	Cincinnati Bengals (1980-85; 87-89) • Atlanta Falcons (1986)
Steve Stenstrom	4th	Chicago Bears (1995-98) • San Francisco 49ers (1999)

Super Bowl Quarterbacks

Guy Benjamin	San Francisco 49ers (XVI)
John Elway	Denver Broncos (XXI, XXII, XXIV, XXXII, XXXIII)
Jim Plunkett	Oakland Raiders (XV, XVIII)
Turk Schonert	Cincinnati Bengals (XVI, XXIII)

Super Bowl MVP

John Elway (XXXIII)
Jim Plunkett (XV)

1970 Heisman Trophy Winner Jim Plunkett

In 1970, Jim Plunkett became Stanford's first and only player to win the Heisman Trophy as the best player in college football. Plunkett led the Indians to the Pacific-8 Conference title with a 9-3 record, including a 27-17 upset victory over previously undefeated Ohio State in the Rose Bowl.

He was the runaway winner for the trophy, garnering 510 of 1,059 first place ballots cast. He compiled 2,299 points to 1,401 for runner-up Joe Theismann of Notre Dame. In addition to the Heisman, Plunkett won the Maxwell Award, was a consensus first-team All-America, and was named Player of the Year by United Press International, Sporting News, Sport Magazine, the Walter Camp Association, and the American College Football Coaches Association.

He completed 191 of 358 passes for 2,715 yards, and he ran for another 183 yards, giving him 2,898 yards of total offense that season (a school and Pac-8 record). Highlights of the season include his 275 passing yards in a 24-14 drubbing of USC, 22-of-36 passing for 268 yards and four touchdowns in a 29-22 win against Washington, and a phenomenal 20-of-30 for 265 yards in the 1971 Rose Bowl, Plunkett's final game at Stanford.

After finishing eighth in the Heisman balloting as a junior in 1969, Plunkett turned down an opportunity to turn pro and returned to Stanford for his senior season. "Coach (John) Ralston, all of our coaches, and my teammates have been building something at Stanford for the past couple of years," Plunkett explained. "If I were to leave now, I would always have the feeling that I let them down before our goals were reached. Besides, we are always telling kids today not to drop out, to finish school, to set targets and to work towards them. What would they think if I were to drop out now for professional football?"

Plunkett returned to Stanford for the 1970 season and wound up having a storybook year he would never forget. He led the Indians to their first Rose Bowl appearance in 19 years and their first Rose Bowl victory in 30 seasons. His performance in the Rose Bowl earned him Most Valuable Player honors. He finished his career with 7,887 yards in total offense, which not only set a Stanford record but also established a new NCAA record.

He went on to become the number-one draft pick in the NFL by the New England Patriots. He played 16 seasons in the NFL with the Patriots, San Francisco 49ers and Oakland and Los Angeles Raiders. He was named NFL Rookie of the Year in 1971 and won two Super Bowl championships with the Raiders. He was the MVP of Super Bowl XV following the 1981 season when he led the Oakland Raiders over the Philadelphia Eagles. Three years later, Plunkett led the Los Angeles Raiders to a victory in Super Bowl XVIII over the Washington Redskins.

In November 1991, Plunkett's jersey number 16 became the second number retired in Stanford history (the first was Ernie Never's number 1). He is a member of the National Football Foundation College Football Hall of Fame and the Stanford Athletic Hall of Fame.

Plunkett's 1970 Game-by-Game Statistics

Opponent	Attempts	Completions	Percentage	Interceptions	Yards	TD
at Arkansas	39	22	.564	3	262	2
San Jose State	29	17	.586	0	302	1
at Oregon	38	18	.474	1	250	3
Purdue	36	15	.417	5	200	1
USC	31	19	.613	1	275	1
at Washington State	14	10	.714	0	224	2
at UCLA	37	18	.486	2	262	0
Oregon State	26	13	.500	2	210	3
Washington	36	22	.611	2	268	4
at Air Force	35	17	.486	0	182	0
at California	37	20	.541	2	280	2
Ohio State (Rose Bowl)	30	20	.667	1	265	1

Plunkett's Career Passing Statistics

Season	Attempts	Completions	Percentage	Interceptions	Yards	TD
1968	268	142	.529	14	2,156	14
1969	336	197	.586	15	2,673	20
1970	388	211	.544	19	2,980	19
Totals	992	550	.544	48	7,809	53



STANFORD NFL HISTORY



Frankie Albert	San Francisco 49ers • 1946-52	Miami Dolphins • 2007-09	Coby Fleener	Indianapolis Colts • 2012-15
Brian Allen	Indianapolis Colts • 2002-04	Minnesota Vikings • 2010-11		New Orleans Saints • 2016-17
Jon Alston	St. Louis Rams • 2006	Alex Carter	Detroit Lions • 2015-17	Cameron Fleming
	Oakland Raiders • 2007-09	Kerry Carter	Seattle Seahawks • 2003-04	New England Patriots • 2014-17
	Tampa Bay Buccaneers • 2010	Gordy Ceresino	San Francisco 49ers • 1979	Dallas Cowboys • 2018-current
Gary Anderson	Detroit Lions • 1977-78	Kirk Chambers	Cleveland Browns • 2004-06	Phil Francis
	New Orleans Saints • 1978		Buffalo Bills • 2007-09	San Francisco 49ers • 1979-80
	Washington Redskins • 1980		Cincinnati Bengals • 2010	Sione Fua
Henry Anderson	Indianapolis Colts • 2015-17		Atlanta Falcons • 2011	Carolina Panthers • 2011-2012
	New York Jets • 2018	Jack Chapple	San Francisco 49ers • 1965	Denver Broncos • 2013
Stan Anderson	Cleveland Rams • 1940-41	Greg Clark	San Francisco 49ers • 1997-2001	Cleveland Browns • 2014
	Detroit Lions • 1941	Tony Cline	Buffalo Bills • 1995-97	Denver Broncos • 2015
Lester Archambeau	Green Bay Packers • 1990-92		Pittsburgh Steelers • 1999	Tyler Gaffney
	Atlanta Falcons • 1993-99	Greg Comella	New York Giants • 1998-2001	New England Patriots • 2014-16
	Denver Broncos • 2000		Tennessee Titans • 2002	Hugh Gallarneau
Justin Armour	Buffalo Bills • 1995-97		Houston Texans • 2003	Chicago Bears • 1941-42; 45-47
	San Francisco 49ers • 1997		Tampa Bay Buccaneers • 2004	Ben Gardner
	Denver Broncos • 1998	Toi Cook	New Orleans Saints • 1987-1993	Dallas Cowboys • 2014-15
	Baltimore Ravens • 1999		San Francisco 49ers • 1994-95	San Diego Chargers • 2015-16
Corwin Artman	New York Giants • 1931		Denver Broncos • 1996	David Garnett
	Pittsburgh Steelers • 1933		Carolina Panthers • 1997	Minnesota Vikings • 1993-94
Mike Askea	Denver Broncos • 1973	Mike Cordova	Philadelphia Eagles • 1977	Carolina Panthers • 1995
Franklyn Atkinson	Pittsburgh Steelers • 1963	Jim Cox	San Francisco 49ers • 1948	Denver Broncos • 1995
Oshiomogho Atoogwe	St. Louis Rams • 2005-10	Ed Cummings	New York Jets • 1964	Minnesota Vikings • 1996
Brad Badger	Washington Redskins • 1997-99		Denver Broncos • 1965	San Francisco 49ers • 1981-83
	Minnesota Vikings • 2000-01	Chris Dalman	San Francisco 49ers • 1993-2000	Amon Gordon
	Oakland Raiders • 2002-06	David DeCastro	Pittsburgh Steelers • 2012-current	Cleveland Browns • 2004-05
Johnson Bademosi	Cleveland Browns • 2012-15	Steve Dils	Minnesota Vikings • 1979-83	Denver Broncos • 2006-07
	Detroit Lions • 2016-17		Los Angeles Rams • 1984-87	Baltimore Ravens • 2007
	New England Patriots • 2017		Atlanta Falcons • 1988	Tennessee Titans • 2008
	Houston Texans • 2018-current		Los Angeles Rams • 1989	Seattle Seahawks • 2010
Doug Baldwin	Seattle Seahawks • 2011-current	Seth Dittman	Indianapolis Colts • 1995-96	Kansas City Chiefs • 2011
Bruno Banducci	Philadelphia Eagles • 1944-45	Pat Donovan	Dallas Cowboys • 1975-83	Darrien Gordon
	San Francisco 49ers • 1946-54	Mike Dotterer	Los Angeles Raiders • 1983-84	San Diego Chargers • 1993-96
Gordon Banks	New Orleans Saints • 1980-81	Chris Draft	Chicago Bears • 1998	Denver Broncos • 1997-98
	Dallas Cowboys • 1985-87		San Francisco 49ers • 1999	Oakland Raiders • 1999-2000
Benny Barnes	Dallas Cowboys • 1972-83		Atlanta Falcons • 2000-04	Atlanta Falcons • 2001
Greg Baty	New England Patriots • 1986-87		Carolina Panthers • 2005-06	Oakland Raiders • 2002
	Los Angeles Rams • 1987		St. Louis Rams • 2007-08	Alan Grant
	Phoenix Cardinals • 1988-89		Buffalo Bills • 2009	Indianapolis Colts • 1990-91
	Miami Dolphins • 1990-94	Jim Dray	Arizona Cardinals • 2010-2013	San Francisco 49ers • 1992-93
Braden Beck	Houston Oilers • 1971		Cleveland Browns • 2014-15	Cincinnati Bengals • 1994
Guy Benjamin	Miami Dolphins • 1978-79		Buffalo Bills • 2016	John Guillory
	New Orleans Saints • 1980		San Francisco 49ers • 2016	Cincinnati Bengals • 1969-70
	San Francisco 49ers • 1981-84		Arizona Cardinals • 2017	Bill Hachten
Fred Boensch	Washington Redskins • 1947-48	Chris Dressel	Houston Oilers • 1983-86	New York Giants • 1947
George Bogue	Chicago Cardinals • 1930		San Francisco 49ers • 1987	Carl Hansen
	Newark Tornadoes • 1930		Cleveland Browns • 1988	New York Jets • 1998-99
Mike Boryla	Philadelphia Eagles • 1974-76		Kansas City Chiefs • 1989	Kwame Harris
	Tampa Bay Buccaneers • 1978		New York Jets • 1989-91	San Francisco 49ers • 2003-07
Dennis Bragonier	San Francisco 49ers • 1974	Damon Dunn	Jacksonville Jaguars • 1998	Oakland Raiders • 2008
Colin Branch	Carolina Panthers • 2003-04 • 2006		Cleveland Browns • 1999	Mark Harris
Tom Briehl	Houston Oilers • 1985 • 1987	Trent Edwards	Buffalo Bills • 2007-09	San Francisco 49ers • 1996-99
John Brodie	San Francisco 49ers • 1957-73		Jacksonville Jaguars • 2010	Marv Harris
Jeff Buckley	Miami Dolphins • 1996-98		Philadelphia Eagles • 2012	Los Angeles Rams • 1964
	San Francisco 49ers • 1999		Tennessee Titans • 2010-11	Walt Harris
George Buehler	Oakland Raiders • 1969-78	Panel Egboh	New York Jets • 1996	San Diego Chargers • 1987
	Cleveland Browns • 1978-79	Kwame Ellis	New York Jets • 1996	Brandon Harrison
Chris Burford	Kansas City Chiefs • 1960-67		Minnesota Vikings • 1996	Houston Texans • 2008
Mark Butterfield	Arizona Cardinals • 1996	John Elway	Denver Broncos • 1983-98	Emile Harry
	Chicago Bears • 1996	Zach Ertz	Philadelphia Eagles • 2013-current	Kansas City Chiefs • 1986-93
Ernie Caddell	Detroit Lions • 1934-38	Chuck Evans	New Orleans Saints • 1980-81	Jon Haskins
Devon Cajuste	Green Bay Packers • 2016-current	Randy Fasani	Carolina Panthers • 2002	San Diego Chargers • 1998-99
Tony Calvelli	Detroit Lions • 1939-40	Jason Fisk	Minnesota Vikings • 1995-98	Philadelphia Eagles • 1998
	San Francisco 49ers • 1947		Tennessee Titans • 1999-2001	Eric Heitmann
Greg Camarillo	San Diego Chargers • 2006		San Diego Chargers • 2002-04	San Francisco 49ers • 2002-10
			Cleveland Browns • 2005	Thomas Henley
				San Francisco 49ers • 1987
				Ryan Hewitt
				Cincinnati Bengals • 2014-current
				Mike Hibler
				Cincinnati Bengals • 1968
				Don Hill
				Green Bay Packers • 1929
				Chicago Cardinals • 1929
				Tony Hill
				Dallas Cowboys • 1977-86
				Andre Hines
				Seattle Seahawks • 1980
				Kevin Hogan
				Kansas City Chiefs • 2016
				Cleveland Browns • 2016-17
				Washington Redskins • 2018-current
				Brian Holloway
				New England Patriots • 1981-86
				Los Angeles Raiders • 1987-88
				Austin Hooper
				Atlanta Falcons • 2016-current
				Dick Horn
				Baltimore Colts • 1958



STANFORD NFL HISTORY



Willie Howard Minnesota Vikings • 2001
 Delano Howell Buffalo Bills • 2012
 Indianapolis Colts • 2012-14
 Steve Hoyem Buffalo Bills • 1994-95
 Harry Hugasian Chicago Bears • 1955
 Baltimore Colts • 1955
 Todd Husak Washington Redskins • 2000
 Denver Broncos • 2001
 New York Jets • 2002-03
 Cleveland Browns • 2004
 Chad Hutchinson Dallas Cowboys • 2002-03
 Chicago Bears • 2004
 Julian Jenkins Tampa Bay Buccaneers • 2006
 Riall Johnson Cincinnati Bengals • 2001-03
 Denver Broncos • 2004
 Teyo Johnson Oakland Raiders • 2003-04
 Arizona Cardinals • 2005
 Ron Kadziel New England Patriots • 1972
 Thomas Keiser Carolina Panthers • 2011-2012
 San Diego Chargers • 2013
 Arizona Cardinals • 2014
 Bill Kellar Kansas City Chiefs • 1978
 Gary Kerkorian Pittsburgh Steelers • 1952
 Baltimore Colts • 1954-56
 Gordon King New York Giants • 1978-85
 New York Jets • 1986-87
 Pete Kmetovic Philadelphia Eagles • 1946
 Detroit Lions • 1947
 Matt Kopa Miami Dolphins • 2010-11
 Scott Laidlaw Dallas Cowboys • 1975-79
 New York Giants • 1980
 Kevin Lamar Buffalo Bills • 1987
 Pete Lazetich San Diego Chargers • 1972-74
 Philadelphia Eagles • 1976-77
 Dick Leeuwenburg Chicago Bears • 1965
 Tony Leiker Green Bay Packers • 1987
 Chris Lewis Arizona Cardinals • 2004
 Dave Lewis Cincinnati Bengals • 1970-73
 Matt Leonard Jacksonville Jaguars • 2003-04
 Vic Lindskog Philadelphia Eagles • 1944-51
 James Lofton Green Bay Packers • 1978-86
 Los Angeles Raiders • 1987-88
 Buffalo Bills • 1989-92
 Philadelphia Eagles • 1993
 Erik Lorig Tampa Bay Buccaneers • 2010-13
 New Orleans Saints • 2014
 Andrew Luck Indianapolis Colts • 2012-current
 John Lynch Tampa Bay Buccaneers • 1993-2003
 Denver Broncos • 2004-07
 John Macaulay San Francisco 49ers • 1984
 Brian Manning Miami Dolphins • 1997
 Green Bay Packers • 1998
 Don Manoukian Oakland Raiders • 1960
 Owen Marcic Cleveland Browns • 2011
 Ken Margerum Chicago Bears • 1981-86
 San Francisco 49ers • 1986-87
 Jonathan Martin Miami Dolphins • 2012-13
 San Francisco 49ers • 2014
 Carolina Panthers • 2015
 Blake Martinez Green Bay Packers • 2016-current
 Matthew Masfilo Tampa Bay Buccaneers • 2012-15
 Carolina Panthers • 2016
 Tim Mattran St. Louis Rams • 2009
 Josh Mauro Pittsburgh Steelers • 2014
 Arizona Cardinals • 2014-17
 New York Giants • 2018-current

Christian McCaffrey Carolina Panthers • 2017-current
 Ed McCaffrey New York Giants • 1991-93
 San Francisco 49ers • 1994
 Denver Broncos • 1995-2003
 Bill McColl Chicago Bears • 1952-59
 Milt McColl San Francisco 49ers • 1981-87
 Los Angeles Raiders • 1988
 Jim Merlo New Orleans Saints • 1973-79
 Bob Meyers San Francisco 49ers • 1952
 Fred Meyers Philadelphia Eagles • 1942, 1945
 Mike Michel Miami Dolphins • 1977
 Philadelphia Eagles • 1978
 Glyn Milburn Denver Broncos • 1993-95
 Detroit Lions • 1996-97
 Chicago Bears • 1998-2001
 San Diego Chargers • 2001
 Bob Moore Oakland Raiders • 1971-75
 Tampa Bay Buccaneers • 1976-77
 Denver Broncos • 1978
 Casey Moore Carolina Panthers • 2003-04
 Evan Moore Green Bay Packers • 2009
 Cleveland Browns • 2009-11
 Seattle Seahawks • 2012
 Matt Moran Kansas City Chiefs • 1986
 Ty Montgomery Green Bay Packers • 2015-current
 Sam Morley Washington Redskins • 1954
 Monk Moscrip Detroit Lions • 1938-39
 Eric Mullins Houston Oilers • 1984
 Kyle Murphy Green Bay Packers • 2016-current
 Trent Murphy Washington Redskins • 2014-17
 Buffalo Bills • 2018-current
 Brad Muster Chicago Bears • 1988-92
 New Orleans Saints • 1993-94
 Darrin Nelson Minnesota Vikings • 1982-89 • 91-92
 Dallas Cowboys • 1989
 San Diego Chargers • 1989-90
 Ernie Nevers Duluth Eskimos • 1926-27
 Chicago Cardinals • 1929-31
 Bob Nichols Pittsburgh Steelers • 1965
 Los Angeles Rams • 1966-67
 Mike Noble Los Angeles Raiders • 1987
 Hank Norberg San Francisco 49ers • 1946-47
 Chicago Bears • 1948
 Al Norgard Green Bay Packers • 1934
 Dick Norman Chicago Bears • 1961
 Blaine Nye Dallas Cowboys • 1968-76
 Bob O'Connor Green Bay Packers • 1935
 Michael Okwo Chicago Bears • 2007-08
 John Olenchak Kansas City Chiefs • 1981-82
 Chris Owusu Tampa Bay Buccaneers • 2012-14
 New York Jets • 2014-15
 Babatunde Oshinowo Cleveland Browns • 2006
 Chicago Bears • 2007
 Don Parish St. Louis Cardinals • 1970-71
 Los Angeles Rams • 1971
 Denver Broncos • 1972
 Nathan Parks Kansas City Chiefs • 1997
 Oakland Raiders • 1999-2000
 David Parry Indianapolis Colts • 2015-17
 New Orleans Saints • 2017-current
 John Paye San Francisco 49ers • 1987-88
 Andrus Peat New Orleans Saints • 2015-current
 Gary Pettigrew Philadelphia Eagles • 1966-73
 New York Giants • 1974
 Brett Pierce Dallas Cowboys • 2004-05
 Jim Plunkett New England Patriots • 1971-75

San Francisco 49ers • 1976-77
 Oakland Raiders • 1978-81
 Los Angeles Raiders • 1982-86
 Randy Poltl Minnesota Vikings • 1974
 Denver Broncos • 1975-77
 Hampton Pool Chicago Bears • 1940-43
 Miami Seahawks • 1946
 Jim Price Los Angeles Rams • 1990-92
 Dallas Cowboys • 1993-94
 Bill Reid San Francisco 49ers • 1975
 Terry Rennaker Seattle Seahawks • 1980
 Konrad Reuland San Francisco 49ers • 2011
 New York Jets • 2012-13
 Indianapolis Colts • 2014
 Baltimore Ravens • 2014-15
 Indianapolis Colts • 2016
 Bob Reynolds Detroit Lions • 1937-38
 Ed Reynolds Philadelphia Eagles • 2014-16
 Cleveland Browns • 2016
 Jordan Richards New England Patriots • 2015-current
 Jon Ritchie Oakland Raiders • 1998-2002
 Philadelphia Eagles • 2003-04
 Doug Rogers Atlanta Falcons • 1982-83
 New England Patriots • 1983-84
 T.J. Rushing Indianapolis Colts • 2006-09
 Greg Sampson Houston Oilers • 1972-78
 Reggie Sanderson Chicago Bears • 1973
 Brennan Scarlett Houston Texans • 2016-current
 Turk Schonert Cincinnati Bengals • 1980-85 • 1987-89
 Atlanta Falcons • 1986
 Kevin B. Scott San Diego Chargers • 1988
 Dallas Cowboys • 1989
 Kevin T. Scott Detroit Lions • 1991-95
 Richard Sherman Seattle Seahawks • 2011-17
 San Francisco 49ers • 2018-current
 Aziz Shittu Philadelphia Eagles • 2016-current
 Jeff Siemon Minnesota Vikings • 1972-82
 Mike Simone Denver Broncos • 1972-74
 Shayne Skov San Francisco 49ers • 2014-16
 Alex Smith Tampa Bay Buccaneers • 2005-08
 Philadelphia Eagles • 2009
 Cleveland Browns • 2010-12
 Cincinnati Bengals • 2013-14
 Washington Redskins • 2015
 Jack Smith Philadelphia Eagles • 1942
 Washington Redskins • 1943
 Malcolm Snider Atlanta Falcons • 1969-71
 Green Bay Packers • 1972-74
 Donnie Spragan New Orleans Saints • 1999-2001
 Denver Broncos • 2002-04
 Miami Dolphins • 2005-06
 Norm Standlee Chicago Bears • 1941
 San Francisco 49ers • 1946-52
 Steve Stenstrom Chicago Bears • 1995-98
 San Francisco 49ers • 1999
 Jeremy Stewart Oakland Raiders • 2012-13
 Russell Stewart Seattle Seahawks • 2001-02
 Roger Stillwell Chicago Bears • 1975-77
 Will Svitek Kansas City Chiefs • 2005-07
 Atlanta Falcons • 2009-11
 New England Patriots • 2013
 Tennessee Titans • 2014
 Pete Swanson Kansas City Chiefs • 1997-98
 San Francisco 49ers • 1999
 St. Louis Rams • 2000
 A.J. Tarpley Buffalo Bills • 2015



STANFORD NFL HISTORY



Chuck Taylor.....	Miami Seahawks • 1946
Stepfan Taylor.....	Arizona Cardinals • 2013-16
Chase Thomas.....	San Francisco 49ers • 2014
Michael Thomas.....	Miami Dolphins • 2013-17
	New York Giants • 2018-current
Solomon Thomas.....	San Francisco 49ers • 2017-current
Steve Thurlow.....	New York Giants • 1964-66
	Washington Redskins • 1966-68
Dave Tipton.....	New York Giants • 1971-73
	San Diego Chargers • 1974-75
	Seattle Seahawks • 1976
Levine Toilolo.....	Atlanta Falcons • 2013-18
	Detroit Lions • 2018-current
Leigh Torrence.....	Atlanta Falcons • 2005
	Washington Redskins • 2006-07
	New Orleans Saints • 2008-11
Lou Tsoutsouvas.....	Pittsburgh Steelers • 1938
Andre Tyler.....	Tampa Bay Buccaneers • 1982-83
Tommy Vardell.....	Cleveland Browns • 1992-95
	San Francisco 49ers • 1996
	Detroit Lions • 1997-98
	San Francisco 49ers • 1999
Randy Vataha.....	New England Patriots • 1971-76
	Green Bay Packers • 1977
Garin Veris.....	New England Patriots • 1985-92
	San Francisco 49ers • 1993
Milt Vucinich.....	Chicago Bears • 1945
Chris Walsh.....	Buffalo Bills • 1992-93
	Minnesota Vikings • 1994-2002
Troy Walters.....	Minnesota Vikings • 2000-01
	Indianapolis Colts • 2002-05
	Arizona Cardinals • 2006
	Detroit Lions • 2007
Gene Washington.....	San Francisco 49ers • 1969-77
	Detroit Lions • 1978-79
Ryan Wetnight.....	Chicago Bears • 1993-99
	Green Bay Packers • 2000
Griff Whalen.....	Indianapolis Colts • 2012-15
	Miami Dolphins • 2016
	San Diego Chargers • 2016
	Baltimore Ravens • 2017
	Oakland Raiders • 2018
Ryan Whalen.....	Cincinnati Bengals • 2011-13
Bob White.....	San Francisco 49ers • 1951-52
	Cleveland Browns • 1955
	Baltimore Colts • 1955
Bob Whitfield.....	Atlanta Falcons • 1992-2003
	Jacksonville Jaguars • 2004
	New York Giants • 2005-06
Paul Wiggin.....	Cleveland Browns • 1957-67
John Wilbur.....	Dallas Cowboys • 1966-69
	Los Angeles Rams • 1970
	Washington Redskins • 1971-73
Tank Williams.....	Tennessee Titans • 2002-05
	Minnesota Vikings • 2006-07
Vaughn Williams.....	Indianapolis Colts • 1984
	San Francisco 49ers • 1986
Stanley Wilson.....	Detroit Lions • 2005-07
Gary Wimmer.....	Seattle Seahawks • 1983
Coy Wire.....	Buffalo Bills • 2002-07
	Atlanta Falcons • 2008-10
Kailee Wong.....	Minnesota Vikings • 1998-2001
	Houston Texans • 2002-06
Dave Wyman.....	Seattle Seahawks • 1987-92
	Denver Broncos • 1993-96
David Yankey.....	Minnesota Vikings • 2014-15
	Carolina Panthers • 2016-17

NFL Draft Picks

2020			
Colby Parkinson • TE	Philadelphia Eagles	4th	
Casey Toohill • LB	Philadelphia Eagles	7th	
2019			
JJ Arcega-Whiteside • WR	Philadelphia Eagles	2nd	
Bobby Okereke • LB	Indianapolis Colts	3rd	
Bryce Love • RB	Washington Redskins	4th	
Jake Bailey • P	New England Patriots	5th	
Kaden Smith • TE	San Francisco 49ers	6th	
2018			
Justin Reid • S	Houston Texans	3rd	
Harrison Phillips • DT	Buffalo Bills	3rd	
Dalton Schultz • TE	Dallas Cowboys	4th	
Peter Kalambayi • LB	Houston Texans	6th	
2017			
Solomon Thomas • DE	San Francisco 49ers	1st	
Christian McCaffrey • RB	Carolina Panthers	1st	
2016			
Joshua Garnett • OG	San Francisco 49ers	1st	
Austin Hooper • TE	Atlanta Falcons	3rd	
Blake Martinez • ILB	Green Bay Packers	4th	
Kevin Hogan • QB	Kansas City Chiefs	5th	
Kyle Murphy • OT	Green Bay Packers	6th	
2015			
Andrus Peat • OT	New Orleans Saints	1st	
Jordan Richards • SS	New England Patriots	2nd	
Alex Carter • CB	Detroit Lions	3rd	
Henry Anderson • DE	Indianapolis Colts	3rd	
Ty Montgomery • WR	Green Bay Packers	3rd	
David Parry • DT	Indianapolis Colts	5th	
2014			
Trent Murphy • OLB	Washington Redskins	2nd	
Cameron Fleming • OT	New England Patriots	4th	
David Yankey • OG	Minnesota Vikings	5th	
Ed Reynolds • FS	Philadelphia Eagles	5th	
Tyler Gaffney • RB	Carolina Panthers	6th	
Ben Gardner • DE	Dallas Cowboys	7th	
2013			
Zach Ertz • TE	Philadelphia Eagles	2nd	
Levine Toilolo • TE	Atlanta Falcons	4th	
Stepfan Taylor • RB	Arizona Cardinals	5th	
2012			
Andrew Luck • QB	Indianapolis Colts	1st	
David DeCastro • OG	Pittsburgh Steelers	1st	
Coby Fleener • TE	Indianapolis Colts	2nd	
Jonathan Martin • OT	Miami Dolphins	2nd	
2011			
Sione Fua • DT	Carolina Panthers	3rd	
Owen Marecic • FB	Cleveland Browns	4th	
Richard Sherman • DB	Seattle Seahawks	5th	
Ryan Whalen • WR	Cincinnati Bengals	6th	
2010			
Toby Gerhart • RB	Minnesota Vikings	2nd	
Jim Dray • TE	Arizona Cardinals	7th	
Erik Lorig • DE	Tampa Bay Buccaneers	7th	
2007			
Trent Edwards • QB	Buffalo Bills	3rd	
Michael Okwo • LB	Chicago Bears	3rd	
Brandon Harrison • S	Houston Texans	5th	

2006			
Jon Alston • OLB	St. Louis Rams	3rd	
Julian Jenkins • DE	Tampa Bay Buccaneers	5th	
Babatunde Oshinowo • NT	Cleveland Browns	6th	
T.J. Rushing • CB	Indianapolis Colts	7th	
2005			
Oshiomogho Atogwe • FS	St. Louis Rams	3rd	
Alex Smith • TE	Tampa Bay Buccaneers	3rd	
Stanley Wilson • CB	Detroit Lions	3rd	
Jared Newberry • OLB	Washington Redskins	6th	
Will Svitek • DE	Kansas City Chiefs	6th	
David Bergeron • ILB	Philadelphia Eagles	6th	
2004			
Amon Gordon • DT	Cleveland Browns	5th	
Kirk Chambers • OT	Cleveland Browns	6th	
Drew Caylor • C	Pittsburgh Steelers	6th	
2003			
Kwame Harris • OT	San Francisco 49ers	1st	
Teyo Johnson • WR	Oakland Raiders	2nd	
Colin Branch • S	Carolina Panthers	4th	
Casey Moore • FB	Carolina Panthers	7th	
2002			
Tank Williams • S	Tennessee Titans	2nd	
Coy Wire • S	Buffalo Bills	3rd	
Randy Fasani • QB	Carolina Panthers	5th	
Brian Allen • RB	Indianapolis Colts	6th	
Eric Heitmann • OG	San Francisco 49ers	7th	
Zack Quaccia • C	Tampa Bay Buccaneers	7th	
2001			
Willie Howard • DT	Minnesota Vikings	2nd	
Riall Johnson • OLB	Cincinnati Bengals	6th	
2000			
Troy Walters • FL	Minnesota Vikings	5th	
Todd Husak • QB	Washington Redskins	6th	
1998			
Kailee Wong • DE	Minnesota Vikings	2nd	
Jon Ritchie • FB	Oakland Raiders	3rd	
Chris Draft • ILB	Chicago Bears	6th	
Carl Hansen • DT	Seattle Seahawks	6th	
Jon Haskins • ILB	San Diego Chargers	7th	
1997			
Greg Clark • TE	San Francisco 49ers	3rd	
Brad Badger • OG	Washington Redskins	5th	
Brian Manning • FL	Miami Dolphins	6th	
Nathan Parks • OT	Kansas City Chiefs	7th	
1996			
Jeff Buckley • OT	Miami Dolphins	7th	
1995			
Justin Armour • WR	Buffalo Bills	4th	
Tony Cline • TE	Buffalo Bills	4th	
Steve Stenstrom • QB	Kansas City Chiefs	4th	
Jason Fisk • NT	Minnesota Vikings	7th	
1994			
Vaughn Bryant • CB	Detroit Lions	4th	
1993			
Darrien Gordon • CB	San Diego Chargers	1st	
Glyn Milburn • RB	Denver Broncos	2nd	
John Lynch • DB	Tampa Bay Buccaneers	3rd	
Ron George • OLB	Atlanta Falcons	5th	
Chris Dalman • C	San Francisco 49ers	6th	



STANFORD NFL HISTORY



1992	Bob Whitfield • OT	Atlanta Falcons	1st	1978	James Lofton • WR	Green Bay Packers	1st	1966 (NFL)	Gary Pettigrew • E	Philadelphia Eagles	2nd
	Tommy Vardell • FB	Cleveland Browns	1st		Gordon King • OT	New York Giants	1st				
	Chris Walsh • WR	Buffalo Bills	9th		Guy Benjamin • QB	Miami Dolphins	2nd	1966 (AFL)	Gary Pettigrew • E	San Diego Chargers	6th
	Turner Baur • TE	New England Patriots	10th		Bill Kellar • WR	Kansas City Chiefs	7th		Craig Ritchey • HB	Oakland Raiders	16th
1991	Ed McCaffrey • WR	New York Giants	3rd	1977	Tony Hill • WR	Dallas Cowboys	3rd	1966 (AFL Redshirt)	John Mason • E	Denver Broncos	7th
	Kevin T. Scott • CB	Detroit Lions	4th		Duncan McColl • DE	Washington Redskins	4th		Bill Ogle • T	Kansas City Chiefs	7th
1990	Alan Grant • CB/PR	Indianapolis Colts	4th		Mike Michel • K	Miami Dolphins	5th				
	Rob Hinckley • LB	New York Giants	4th		Gary Anderson • OT	Detroit Lions	10th	1965 (NFL)	Jack Chapple • G	San Francisco 49ers	3rd
	Lester Archambeau • DT	Green Bay Packers	7th		Mike Cordova • QB	Philadelphia Eagles	11th		Bob Howard • E	Pittsburgh Steelers	17th
1989	Andy Sinclair • OL	San Francisco 49ers	10th	1976	Geb Church • LB	Los Angeles Rams	9th	1965 (AFL)	Jack Chapple • G	Kansas City Chiefs	2nd
1988	Brad Muster • RB	Chicago Bears	1st		Todd Anderson • OL	New England Patriots	17th		Bob Howard • E	Kansas City Chiefs	10th
	Jeff James • WR	Detroit Lions	7th	1975	Pat Donovan • DE	Dallas Cowboys	4th		Braden Beck • E	San Diego Chargers	19th
1987	Dave Wyman • LB	Seattle Seahawks	2nd		Roger Stillwell • DE	Chicago Bears	9th	1965 (AFL Redshirt)	John Wilbur • G	Kansas City Chiefs	6th
	Thomas Henley • WR	New Orleans Saints	6th		Gordy Riegel • LB	Los Angeles Rams	10th				
	Tony Leiker • DT	Green Bay Packers	7th		Keith Rowen • OT	Philadelphia Eagles	11th	1964 (NFL)	Steve Thurlow • H/QB	New York Giants	2nd
	Toi Cook • CB	New Orleans Saints	8th	1974	John Snider • LB	Kansas City Chiefs	13th		Bob Nichols • T	Pittsburgh Steelers	9th
	John Paye • QB	San Francisco 49ers	10th		Scott Laidlaw • FB	Dallas Cowboys	14th		Dick Leeuwenburg • T	Chicago Bears	11th
1986	Greg Baty • TE	New England Patriots	8th		Mike Boryla • QB	Cincinnati Bengals	4th		Marvin Harris • C	Los Angeles Rams	13th
1985	Garin Veris • DE	New England Patriots	2nd		James Ferguson • DB	Minnesota Vikings	5th	1964 (AFL)	Dick Leeuwenburg • T	Houston Oilers	17th
	Tom Briehl • LB	Houston Oilers	4th		John Winesberry • RB	Denver Broncos	6th		Bob Nichols • T	Houston Oilers	18th
	Emile Harry • WR	Atlanta Falcons	4th		Rod Garcia • PK	Oakland Raiders	7th	1963 (NFL)	Carlton Simons • C	Green Bay Packers	4th
	Jeff Deaton • OL	New York Jets	6th		Randy Polt • SS	Minnesota Vikings	12th		Frank Atkinson • T	Pittsburgh Steelers	8th
	Matt Moran • OL	Dallas Cowboys	6th		Dave Ottmar • QB/P	Los Angeles Rams	16th		Al Hildebrand • T	Los Angeles Rams	13th
	Brent Martin • C	Atlanta Falcons	10th	1973	Jim Merlo • LB	New Orleans Saints	4th	1963 (AFL)	Carlton Simons • C	Denver Broncos	24th
1984	Eric Mullins • WR	Houston Oilers	6th		Mike Askea • OT	Denver Broncos	7th		Al Hildebrand • T	Houston Oilers	27th
					Roger Cowan • DE	Pittsburgh Steelers	14th	1961 (AFL)	Dick Norman • QB	Oakland Raiders	5th
1983	John Elway • QB	Baltimore Colts	1st		Greg Sampson • DT	Houston Oilers	1st		Dean Hinshaw • T	Oakland Raiders	26th
	Chris Dressel • TE	Houston Oilers	3rd		Jeff Siemon • LB	Minnesota Vikings	1st		Bill Face • F	Oakland Raiders	30th
	Vincent White • RB	New York Jets	6th		Pete Lazetich • DG	San Diego Chargers	2nd	1960 (NFL)	Dick Norman • QB	Chicago Bears	5th
	Mike Dotterer • RB	Los Angeles Raiders	8th		Jackie Brown • RB	Oakland Raiders	8th		Chris Burford • E	Cleveland Browns	9th
	Chris Rose • OT	Baltimore Colts	9th		Don Bunce • QB	Washington Redskins	12th		Dean Hinshaw • T	San Francisco 49ers	13th
1982	Darrin Nelson • HB	Minnesota Vikings	1st		Larry Butler • DG	Atlanta Falcons	16th				
	Doug Rogers • DT	Atlanta Falcons	2nd	1971	Jim Plunkett • QB	New England Patriots	1st	1960 (NFL)	Dick Norman • QB	Chicago Bears	5th
	Andre Tyler • SE	Tampa Bay Buccaneers	6th		Dave Tipton • DT	New York Giants	4th		Chris Burford • E	Cleveland Browns	9th
	John Macaulay • C	Green Bay Packers	11th		Bob Moore • TE	Oakland Raiders	5th		Dean Hinshaw • T	San Francisco 49ers	13th
1981	Brian Holloway • OT	New England Patriots	1st		Ron Kadziel • OLB	Dallas Cowboys	5th	1959	Chris Plain • T	Chicago Bears	19th
	Ken Margerum • WR	Chicago Bears	3rd		Randy Vataha • FL	Los Angeles Rams	17th				
	Ken Naber • K	New England Patriots	8th	1970	Don Parish • LB	St. Louis Cardinals	4th	1957	John Brodie • QB	San Francisco 49ers	1st
1980	Andre Hines • OT	Seattle Seahawks	2nd		Bob Reinhard • OG	Green Bay Packers	9th		Paul Camera • HB	Cleveland Browns	4th
	Chuck Evans • DT	New Orleans Saints	8th		Bubba Brown • HB	Pittsburgh Steelers	10th	1956	Paul Wiggin • T	Cleveland Browns	6th
	Turk Schonert • QB	Chicago Bears	9th		Dave Sharp • OT	Houston Oilers	15th		Jerry Gustafson • QB	San Francisco 49ers	27th
1979	Steve Dils • QB	Minnesota Vikings	4th	1969	Gene Washington • WR	San Francisco 49ers	1st	1955	Don Sanders • QB	San Francisco 49ers	28th
	Phil Francis • FB	San Francisco 49ers	7th		George Buehler • TE	Oakland Raiders	2nd				
					Malcolm Snider • T	Atlanta Falcons	3rd	1954	Bobby Garrett • QB	Cleveland Browns	1st
					Bill Nicholson • T	Chicago Bears	6th		John Steinberg • E	New York Giants	10th
					Bill Shoemaker • HB/PK	Cincinnati Bengals	15th		Sam Morley • E	Washington Redskins	20th
									Marv Tennefoss • E	Green Bay Packers	24th
				1968	Blaine Nye • OL	Dallas Cowboys	5th				
				1967	Dave Lewis • QB	New York Giants	5th				
					Mike Hibler • T	Oakland Raiders	5th				
					Tim Sheehan • C	Houston Oilers	10th				



STANFORD NFL HISTORY



1953	Bob Mathias • F	Washington Redskins	30th
1952	Bill McColl • E	Chicago Bears	3rd
	Bob Meyers • F	San Francisco 49ers	16th
	Dick Horn • QB	Dallas Texans	17th
	Harry Hugasian • HB	Dallas Texans	22nd
1951	Bruce Van Alstyne • E	San Francisco 49ers	9th
1950	Robert Andrews • QB	Chicago Bears	18th
	Bill De Young • F	New York Bulldogs	24th
1948 (NFL)	George Quist • HB	Detroit Lions	2nd
	Robert Andrews • QB	Washington Redskins	7th
1947 (AFC)	Lloyd Merriman • F	Los Angeles Dons	3rd
1947 (NFL)	Lloyd Merriman • F	Chicago Bears	3rd
	Bill Hachten • G	New York Giants	11th
	Charley Wakefield • T	Philadelphia Eagles	26th
	Lynn Brownson • QB	Washington Redskins	27th
1946	Al Hoisch • HB	Chicago Bears	23rd
1945	Bill Shipkey • F	Washington Redskins	18th
	Bob Hall • E	Philadelphia Eagles	23rd
	Doug Graham • T	New York Giants	24th
1944	Loren La Prade • G	Philadelphia Eagles	2nd
	Buck Fawcett • E	Chicago Bears	6th
	Fred Boensch • T	Cleveland Browns	7th
	Bill Joslyn • B	Washington Redskins	10th
	Jim Cox • T	Green Bay Packers	19th
	Bob Frisbee • HB	Philadelphia Eagles	23rd
1943	Ed Stamm • T	Chicago Bears	3rd
	Chuck Taylor • G	Cleveland Browns	4th
	Milt Vucinich • FB	Chicago Bears	5th
	Bruno Banducci • T	Philadelphia Eagles	6th
	Ray Hammett • RB	Chicago Bears	9th
	Henry Norberg • E	Chicago Bears	16th
1942	Pete Kmetovic • HB	Philadelphia Eagles	1st
	Frankie Albert • QB	Chicago Bears	1st
	Vic Linskog • C	Philadelphia Eagles	2nd
	Fred Meyer • E	Philadelphia Eagles	12th
	Arnold Meiners • E	Philadelphia Eagles	17th
1941	Norm Standlee • FB	Chicago Bears	1st
	Hugh Gallarneau • HB	Chicago Bears	4th
1940	Hampton Pool • QB/G	Chicago Bears	7th
	Stan Anderson • T	Chicago Cardinals	12th
1939	Pete Zagar • T/G	New York Giants	6th
	Tony Calvelli • C	Detroit Lions	9th
	Bill Paulman • QB	New York Giants	17th

1936	Keith Topping • E	Boston Redskins	2nd
	Wes Muller • C	Philadelphia Eagles	3rd
	Bobby Grayson • FB	Pittsburgh Steelers	3rd
	Bob Reynolds • T	Green Bay Packers	6th
	Bones Hamilton • HB	Brooklyn Dodgers	8th
	Monk Moscrip • E	Brooklyn Dodgers	9th
	Neils Larsen • T	Chicago Cardinals	9th

First-Round Draft Picks

Norm Standlee • FB	1941	3rd	Bears
Pete Kmetovic • RB	1942	3rd	Eagles
Frankie Albert • QB	1942	10th	Bears
Bobby Garrett • QB	1954	1st ••	Browns
John Brodie • QB	1957	2nd	49ers
Gene Washington • WR	1969	16th	49ers
Jim Plunkett • QB	1971	1st ••	Patriots
Greg Sampson • DT	1972	6th	Oilers
Jeff Siemon • LB	1972	10th	Vikings
James Lofton • WR	1978	6th	Packers
Gordon King • OT	1978	10th	Giants
Brian Holloway • OT	1981	19th	Patriots
Darrin Nelson • RB	1982	7th	Vikings
John Elway • QB	1983	1st ••	Colts
Brad Muster • FB	1988	23rd	Bears
Bob Whitfield • OT	1992	8th	Falcons
Tommy Vardell • FB	1992	9th	Browns
Darrien Gordon • CB	1993	22nd	Chargers
Kwame Harris • OT	2003	26th	49ers
Andrew Luck • QB	2012	1st ••	Colts
David DeCastro • OG	2012	24th	Steelers
Andrew Peat • OT	2015	13th	Saints
Joshua Garnett • OG	2016	28th	49ers
Solomon Thomas • DE	2017	3rd	49ers
Christian McCaffrey • RB	2017	8th	Panthers
•• First overall pick			

Players in the Super Bowl

Lester Archambeau • DE	Atlanta Falcons	XXXIII
Johnson Bademosi • CB	New England Patriots	LII
Brad Badger • OT	Oakland Raiders	XXXVII
Doug Baldwin • WR	Seattle Seahawks	XLVIII • XLIX
Benny Barnes • CB	Dallas Cowboys	X • XII • XIII
Guy Benjamin • QB	San Francisco 49ers	XVI
George Buehler • G	Oakland Raiders	XI
Chris Burford • TE	Kansas City Chiefs	I
Greg Comella • FB	New York Giants	XXXV
Toi Cook • CB	San Francisco 49ers	XXIX
Chris Dalman • C/G	San Francisco 49ers	XXIX
Pat Donovan • DT	Dallas Cowboys	X • XII • XIII
John Elway • QB	Denver Broncos	XXI • XXII • XXIV XXXII • XXXIII
Zach Ertz • TE	Philadelphia Eagles	LII
Jason Fisk • OT	Tennessee Titans	XXXIV
Cameron Fleming • OT	New England Patriots	XLIX • LI • LII
Tyler Gaffney • RB	New England Patriots	XLIX • LI
Darrien Gordon • CB	San Diego Chargers	XXIX
	Denver Broncos	XXXII • XXXIII
	Oakland Raiders	XXXVII
	Dallas Cowboys	XII • XIII
Tony Hill • WR	Dallas Cowboys	XII • XIII
Brian Holloway • OT	New England Patriots	XX
Austin Hooper • TE	Atlanta Falcons	LI
Scott Laidlaw • RB	Dallas Cowboys	XII • XIII
James Lofton • WR	Buffalo Bills	XXV • XXVI • XXVII
John Lynch • S	Tampa Bay Buccaneers	XXXVII
Ken Margerum • WR	Chicago Bears	XX
Ed McCaffrey • WR	San Francisco 49ers	XXIX
	Denver Broncos	XXXII • XXXIII
Milt McColl • LB	San Francisco 49ers	XVI • XIX
Blaine Nye • OG	Dallas Cowboys	V • VI • X
Jim Plunkett • QB	Oakland Raiders	XV

Randy Polt • S	Los Angeles Raiders	XVIII
	Minnesota Vikings	IX
	Denver Broncos	XII
Jordan Richards • S	New England Patriots	LI • LII
Jon Ritchie • FB	Oakland Raiders	XXXVII
	Philadelphia Eagles	XXXIX
T.J. Rushing • DB	Indianapolis Colts	XLI • XLIV
Turk Schonert • QB	Cincinnati Bengals	XVI • XXIII
Richard Sherman • CB	Seattle Seahawks	XLVIII • XLIX
	San Francisco 49ers	LIV
Aziz Shittu • DE	Philadelphia Eagles	LII
Jeff Siemon • LB	Minnesota Vikings	VIII • IX • XI
Solomon Thomas • DT	San Francisco 49ers	LIV
Levine Toilolo • TE	Atlanta Falcons	LI
	San Francisco 49ers	LIV
Leigh Torrence • DB	New Orleans Saints	XLIV
Garin Veris • DE	New England Patriots	XX
Chris Walsh • WR	Buffalo Bills	XXXVIII
Bob Whitfield • OT	Atlanta Falcons	XXXIII
John Wilbur • OG	Washington Redskins	VII

Coaches in the Super Bowl

Phil Bengtson	Green Bay Packers	I • II
Brian Billick	Baltimore Ravens	XXXV*
Monte Clark	Miami Dolphins	VI • VII • VIII
Rod Dowhower	Washington Redskins	XXVI
Tim Drevno	San Francisco 49ers	XLVII
Vic Fangio	San Francisco 49ers	XLVII
Jim Fassel	New York Giants	XXXV*
Bob Gambold	Denver Broncos	XII
Dennis Green	San Francisco 49ers	XXIII
Jim Harbaugh	San Francisco 49ers	XLVII*
Norbert Hecker	San Francisco 49ers	XVI • XIX
Tom Holmoe	San Francisco 49ers	XXIX
Greg Roman	San Francisco 49ers	XLVII
Rod Rust	New England Patriots	XX
George Seifert	San Francisco 49ers	XVI • XIX • XXIII XXIV* • XXIX*
Willie Shaw	San Diego Chargers	XXIX
Dick Vermeil	Philadelphia Eagles	XV*
	St. Louis Rams	XXXIV*
Fred VonAppen	San Francisco 49ers	XIX • XXIII
Bill Walsh	San Francisco 49ers	XVI* • XIX* • XXIII*
Mike White	St. Louis Rams	XXXIV

* Head coach

79 • Super Bowl appearances by Stanford student-athletes

44 • Former student-athletes who played in the Super Bowl

20 • Former coaches in the Super Bowl (six head coaches)

19 • Former student-athletes in at least two Super Bowls

5 • Super Bowl appearances by John Elway

4 • Former quarterbacks on Super Bowl rosters

2 • Super Bowl MVPs (Jim Plunkett, John Elway)