



UCLA MEN'S BASKETBALL

UCLA Athletic Communications / J.D. Morgan Center / 325 Westwood Plaza / Los Angeles, CA 90095
Men's Basketball Contact: Alex Timiraos / atimiraos@athletics.ucla.edu / o: (310) 206-0524 / c: (310) 847-9231

UCLA'S LEADING SCORERS

No.	Player	GP	GS	MPG	RPG	APG	PPG
3	Aaron Holiday	21	21	36.8	3.7	5.1	18.9
13	Kris Wilkes	21	21	28.6	5.4	1.6	13.6
40	Thomas Welsh	21	21	32.3	10.5	1.5	12.6
4	Jaylen Hands	20	6	25.7	4.0	2.8	11.4
23	Prince Ali	21	16	23.7	2.8	1.6	9.6

2017-18 SCHEDULE

Exhibition Game

Nov. 1	Cal State L.A.	P12N	W	111-80
--------	----------------	------	---	--------

November

Sat. 11	Georgia Tech ¹	ESPN	W	63-60
Wed. 15	Central Arkansas ²	P12N	(OT) W	106-101
Fri. 17	South Carolina State ²	P12N	W	96-68
Mon. 20	vs. Creighton ³	ESPNU	L	89-100
Tue. 21	vs. Wisconsin ³	ESPN3	W	72-70
Sun. 26	UC Irvine	P12N	W	87-63
Wed. 29	CSU Bakersfield	P12N	W	75-66

December

Sun. 3	Detroit Mercy	P12N	W	106-73
Wed. 6	Montana	P12N	<i>Canceled (wildfires)</i>	
Sat. 9	at Michigan	CBS	(OT) L	69-78
Sat. 16	(25) Cincinnati	CBS	L	63-77
Tue. 19	South Dakota	P12N	W	85-82
Sat. 23	vs. (7) Kentucky ⁴	CBS	W	83-75
Fri. 29	Washington State*	ESPN2	W	96-82
Sun. 31	Washington*	P12N	W	74-53

January

Thu. 4	at Stanford*	FS1	(20T) L	99-107
Sat. 6	at California*	P12N	W	107-84
Thu. 11	Utah*	ESPN2	W	83-64
Sat. 13	Colorado*	P12N	L	59-68
Thu. 18	at Oregon State*	FS1	L	63-69
Sat. 20	at Oregon*	ESPN	L	91-94
Thu. 25	California*	FS1	W	70-57
Sat. 27	Stanford*	P12N	7:30 p.m.	

February

Sat. 3	USC*	ESPN2	3 p.m.	
Thu. 8	at (11) Arizona*	ESPN	8 p.m. (MT)	
Sat. 10	at (21) Arizona State*	P12N	5 p.m. (MT)	
Thu. 15	Oregon State*	FS1	8 p.m.	
Sat. 17	Oregon*	ESPN/2	7:15 p.m.	
Thu. 22	at Utah*	ESPN/2	7 p.m. (MT)	
Sun. 25	at Colorado*	ESPNU	2 p.m. (MT)	

March

Sat. 3	at USC*	ESPN	7:15 p.m.	
7-10	Pac-12 Tournament ⁵	P12N/FS1	TBD	

*Pac-12 Conference games
ranking in parenthesis indicate the preseason USA Today poll

- Pac-12 China Game (in Shanghai)
This game took place Saturday, Nov. 11, in Shanghai. Adjusted for the time difference, that was on Friday evening in Los Angeles.
- Hall of Fame Classic (games in Pauley Pavilion)
- Hall of Fame Classic (at Sprint Center, Kansas City, Mo.)
- CBS Sports Classic (at Smoothie King Center, New Orleans, La.)
- Pac-12 Tournament (at T-Mobile Arena, Las Vegas)

UCLA ON SOCIAL MEDIA

Men's Basketball Twitter:	@UCLAMB
Men's Basketball Instagram:	@UCLAMB
Men's Basketball Snapchat:	UCLAMB
Men's Basketball Facebook:	/UCLAMensBasketball
UCLA Athletics Twitter:	@UCLAathletics
UCLA Athletics Instagram:	@UCLAathletics
UCLA Athletics Facebook:	/UCLAathletics

#GoBruins

Stanford Cardinal (11-10, 5-3) at UCLA Bruins (14-7, 5-4)

Saturday, Jan. 27, 2018 – 7:30 p.m. (PT)
Los Angeles, Calif. (Pauley Pavilion)

GAME INFORMATION

Venue:	Pauley Pavilion (13,800)
Tipoff Time:	7:36 p.m. (PT)
Television:	Pac-12 Network
TV Talent:	Roxy Bernstein (play-by-play), Bill Walton (analyst), Jill Savage (sideline)
Radio (UCLA Sports Network from IMG):	AM 570
Radio Talent:	Josh Lewin (play-by-play), Tracy Murray (analyst)
SIRIUS/XM Radio Channels:	Ch. 84 / Ch. 84
SIRIUS App Channel:	Ch. 84



at



11-10, 5-3

14-7, 5-4

All-Time Series: UCLA leads, 143-94

Stanford defeated UCLA in double overtime (107-99)
when the two programs faced off at Stanford on Jan. 4.

UP NEXT

The Bruins will host Stanford on Saturday in Pauley Pavilion (7:30 p.m., PT). UCLA has just four home games remaining on its regular-season schedule (nine games overall). In UCLA's 107-99 loss to Stanford on Jan. 4, the host Cardinal overcame an 80-68 deficit with 5:44 to play, tying the game at the end of regulation before closing the second overtime session with an 11-0 scoring run. UCLA has won each of its last 11 home games (10 of those in Pauley Pavilion) versus the Cardinal, with the Bruins' most recent home loss to Stanford having taken place Jan. 20, 2005 (Stanford defeated UCLA, 75-64).

HONORING THE 1968 CHAMPIONS: UCLA will honor its 1968 NCAA Championship team at halftime on Saturday.

The Bruins' 1967-68 squad went 29-1 overall, closing the season with 16 consecutive victories. UCLA lost to Houston (71-69) on Jan. 20, 1968, and avenged that defeat with a 101-69 victory against the Cougars in the national semifinals.

TOP REBOUNDER

Through games played Jan. 25, senior center Thomas Welsh ranked No. 13 in the country in rebounds per game (10.5) and was one of just nine players in the nation to have recorded at least 12 double-doubles. In fact, Welsh currently ranks second in the nation in total career rebounds (897) among any player from one of the "power six" conferences (ACC, Big East, Big 12, Big Ten, Pac-12 and SEC). Seton Hall's Angel Delgado (1,286) leads all players nationwide in career rebounds. Welsh will enter Saturday's game tied for the No. 7 slot on UCLA's career rebounds list (897, tied with Marques Johnson).

HOLIDAY'S HEROICS

Aaron Holiday ranks fifth among all Pac-12 players in scoring (18.9 ppg), through games played Jan. 25, and he has totaled at least 20 points in 10 games. He entered his junior season having scored at least 20 points in just three previous games (all as a sophomore in 2016-17). Holiday has been selected to the 25-man midseason list for the 2018 John R. Wooden Award, presented annually to the nation's top men's and women's college basketball players. Holiday now ranks No. 44 on the Bruins' all-time scoring list with 1,169 points (Holiday is just 34 points away from becoming the No. 40 all-time scorer).

AGAINST WSU: Holiday (33 points and 11 rebounds against Washington State on Dec. 29) became UCLA's first player to record at least 33 points and 11 rebounds in a game since Feb. 26, 1995. Ed O'Bannon had team highs of 37 points and 13 rebounds in UCLA's 100-77 win over Duke in Pauley Pavilion, connecting on 14 of 22 shots.

30-POINT CLUB: Holiday has become just the third UCLA player in the last 20 seasons (1998-99 through 2017-18) to have scored at least 30 points in two or more games in a single season. Jordan Adams had a pair of 30+ point games as a sophomore in 2013-14. Bryce Alford had two games with at least 30 points as a senior in 2016-17.

WINNING SHOTS: Holiday's game-winning layup with 0.9 seconds to play helped UCLA edge Wisconsin, 72-70, in Kansas City, Mo., on Nov. 21. UCLA trailed the Badgers, 65-59, with 3:30 to play before Holiday scored the Bruins' final 10 points. He scored six of UCLA's final 10 points in the Bruins' 83-75 win over Kentucky in New Orleans (Dec. 23).

UCLA'S LAST GAME

Aaron Holiday scored a team-leading 21 points and Jaylen Hands added 14 points to help UCLA outlast California, 70-57, on Thursday. The Bruins fell behind early, trailing the Golden Bears 27-14 with 9:50 to play. From that point, UCLA used an 18-0 scoring run to secure a 32-27 cushion with just 2:03 to go before halftime. The Bruins led California, 38-31, at the break and trailed 47-45 with 11:58 to play. After a jump shot by Chris Smith and a tie-breaking dunk by Thomas Welsh with 9:42 remaining, the Bruins led the rest of the way. UCLA outscored Cal by a 19-8 margin over the final seven minutes.

DOUBLE DIGIT FRESHMAN

Freshman guard Kris Wilkes has averaged 13.6 points and 5.4 rebounds, starting all 21 games for the Bruins this season. Wilkes has scored in double figures in 16 of 21 total games. He has scored at least 20 points in four contests, twice logging a season-high 21 points for UCLA. In the Bruins' victory Thursday against Cal, Wilkes had 10 points and seven rebounds. He ranks fifth in scoring among all Pac-12 freshmen (13.6 ppg) and has shot 45.2 percent. Wilkes has made 73.8% (31/42) of his free throws in UCLA's last 11 games after having shot 53.3% (24/45) from the line in the team's first 10 games.

1,000 POINT CLUB

Aaron Holiday and Thomas Welsh each reached the heralded 1,000-career-point milestone in a Pac-12 victory versus Washington State (Dec. 29). With a 23-point first half that night, Holiday became the 55th player in program history to have scored 1,000 or more points in a UCLA uniform. In the second half of that game, Welsh became the 56th player to achieve the milestone. Holiday's 23 points (in his 33-point effort) marked the largest first-half point total by a Bruin since Jan. 18, 2017, when Isaac Hamilton erupted for 25 first-half points against Arizona State (Hamilton finished with 33 points).

MEDIA INFORMATION

UCLA Athletic Communications

J.D. Morgan Center, Suite 128

325 Westwood Plaza, Los Angeles, CA 90095

Men's Basketball Contact	Alex Timiraos
Office Phone	(310) 206-0524
Cell Phone	(310) 847-9231
Fax	(310) 825-8664
E-mail	atimiraos@athletics.ucla.edu
Website	www.uclabruins.com

Media Availability

Weekly media availability typically takes place Tuesday afternoons, prior to practice (in either the Mo Ostin Basketball Center or Pauley Pavilion). Players are available to the media after Steve Alford speaks. Members of the media are welcome to observe and record the first 15 minutes of practice those days. Media availability is not open to the public.

Credentials

Admission to the press seating and media room is by credential only. All credential requests should be made through UCLA's credential website at least two days prior to the game. Website address and instructions can be obtained by emailing Alex Timiraos (atimiraos@athletics.ucla.edu). Members of the media covering UCLA should request credentials for road games through Timiraos (via email, or phone at 310-206-0524).

Credential Pickup

Credentials are available during the week at the Athletic Communications Office. Credentials not claimed prior to game day will be available at Pauley Pavilion's "Will Call" window (Northwest corner of the arena). The media will call window and entrance opens two hours prior to tip-off.

Media Seating

A press pass enables entrance at Pauley Pavilion's Northwest media gate (across from the intramural field). Press seating is located in the upper level (Section 215) of the arena's south side (opposite team benches). Pauley Pavilion's media workroom is located in the Southeast corner of the building on the event level, adjacent to the Southeast elevator.

Postgame Procedure

Steve Alford and selected players will be available to the media in Pauley Pavilion's media room following a 10-minute cooling off period after each game. UCLA's locker room is closed to the media. To access the media room during or after the game, follow the stairwell down to the court and proceed to the southeast corner (elevator access available at the arena's southeast corner). The visiting team's head coach will be available following a 10-minute cooling off period outside the visiting locker room (northwest corner, event level).

QUICK FACTS

School Information

Founded	1919
Enrollment	44,947
Nickname	Bruins
Colors	Blue and Gold
Home Arena (capacity)	Pauley Pavilion (13,800)
Affiliation	NCAA Division I
Conference	Pac-12
Chancellor	Gene Block
Director of Athletics	Dan Guerrero
Athletic Dept. Phone	(310) 825-8699
Ticket Office Phone	(310) 825-2101

Men's Basketball History

First Season	1919-20
All-Time Record	1868-834 (.691)
NCAA Tournament Appearances	48
NCAA Final Four Appearances	18
NCAA Championships	11
Regular-Season Conference Titles	31

Team Information

2016-17 Record	31-5
2016-17 Pac-12 Record (finish)	15-3 (3rd)
2016-17 Home/Road/Neutral	16-1/8-2/7-2
2016-17 Final Ranking (AP)	No. 8
2016-17 Final Ranking (USA Today)	No. 9
Lettermen Returning/Lost	7/6
Starters Returning/Lost	1/4
2017-18 Newcomers	7
Head Coach	Steve Alford (5th year at UCLA)
Coach Alford at UCLA	110-52 (5th season)
Coach Alford Overall	573-287 (27th season)
Associate Head Coach	Duane Broussard (5th year)
Assistant Coach	David Grace (5th year)
Assistant Coach	Tyus Edney (1st year)

2017-18 UCLA NUMERICAL ROSTER

No.	Name	Yr.	Pos.	Ht.	Wt.	Hometown (Previous School)
0	Alex Olesinski	R-So.	F	6-10	220	Roswell, N.M. (La Lumiere School [IN])
2	Cody Riley	Fr.	F	6-10	260	Kansas City, Kan. (Sierra Canyon HS [CA])
3	Aaron Holiday	Jr.	G	6-1	185	Chatsworth, Calif. (Campbell Hall HS)
4	Jaylen Hands	Fr.	G	6-3	175	San Diego, Calif. (Foothills Christian HS)
5	Chris Smith	Fr.	G	6-9	200	Chicago, Ill. (Huntington Prep [WV])
10	Isaac Wulff	So.	G	6-3	180	Laguna Beach, Calif. (Laguna Beach HS)
13	Kris Wilkes	Fr.	G	6-8	195	Indianapolis, Ind. (North Central HS)
14	György "G.G." Goloman	Sr.	F	6-11	225	Körmend, Hungary (The Sagemont School [FL])
21	Alec Wulff	Sr.	G	6-3	190	Laguna Beach, Calif. (Laguna Beach HS)
22	Armani Dodson	So.	G	6-5	200	Fontana, Calif. (Kaiser HS)
23	Prince Ali	R-So.	G	6-3	190	The Bronx, N.Y. (The Sagemont School [FL])
24	Jalen Hill	Fr.	F	6-10	230	Corona, Calif. (Centennial HS)
30	Joseph Wallace	Fr.	G	6-2	185	Woodland Hills, Calif. (Sierra Canyon HS)
34	Ikenna Okwarabizie	Sr.	C	6-9	255	Lagos, Nigeria (Tyler Junior College [TX])
40	Thomas Welsh	Sr.	C	7-0	255	Redondo Beach, Calif. (Loyola HS)

2017-18 UCLA ALPHABETICAL ROSTER

No.	Name	Yr.	Pos.	Ht.	Wt.	Hometown (Previous School)
23	Prince Ali	R-So.	G	6-3	190	The Bronx, N.Y. (The Sagemont School [FL])
22	Armani Dodson	So.	G	6-5	200	Fontana, Calif. (Kaiser HS)
14	György "G.G." Goloman	Sr.	F	6-11	225	Körmend, Hungary (The Sagemont School [FL])
4	Jaylen Hands	Fr.	G	6-3	175	San Diego, Calif. (Foothills Christian HS)
24	Jalen Hill	Fr.	F	6-10	230	Corona, Calif. (Centennial HS)
3	Aaron Holiday	Jr.	G	6-1	185	Chatsworth, Calif. (Campbell Hall HS)
34	Ikenna Okwarabizie	Sr.	C	6-9	255	Lagos, Nigeria (Tyler Junior College [TX])
0	Alex Olesinski	R-So.	F	6-10	220	Roswell, N.M. (La Lumiere School [IN])
2	Cody Riley	Fr.	F	6-10	260	Kansas City, Kan. (Sierra Canyon HS [CA])
5	Chris Smith	Fr.	G	6-9	200	Chicago, Ill. (Huntington Prep [WV])
30	Joseph Wallace	Fr.	G	6-2	185	Woodland Hills, Calif. (Sierra Canyon HS)
40	Thomas Welsh	Sr.	C	7-0	255	Redondo Beach, Calif. (Loyola HS)
13	Kris Wilkes	Fr.	G	6-8	195	Indianapolis, Ind. (North Central HS)
21	Alec Wulff	Sr.	G	6-3	190	Laguna Beach, Calif. (Laguna Beach HS)
10	Isaac Wulff	So.	G	6-3	180	Laguna Beach, Calif. (Laguna Beach HS)

COACHING STAFF

Steve Alford	Head Coach (5th season)	Indiana '87
Duane Broussard	Associate Head Coach (5th season)	Bradley '93
David Grace	Assistant Coach (5th season)	Park '03
Tyus Edney	Assistant Coach (1st season)	UCLA '97

SUPPORT STAFF

Kory Barnett	Director of Operations	Indiana '12
Doug Erickson	Director of Administration	San Jose State '90
Kory Alford	Video Coordinator	UCLA '15
Wes Long	Athletic Performance Coach	Texas '03
Briana Walker	Staff Associate	Florida State '09
Shane Besedick	Athletic Trainer	Long Beach State '08
Kenny Simpson	Equipment Manager	N.C. State '07
Veronica Rodriguez-Mora	Academic Advisor	NYU '02
Alex Timiraos	Athletic Communications	Boston College '06

PRONUNCIATION GUIDE

Alford (ALL-ferd)
Ali (ah-LEE)
Broussard (bru-SARD)
G.G. Goloman (G.G. GOH-lo-mun)
Ikenna Okwarabizie (ee-KAY-nuh oak-war-uh-BEE-zee-eh)
Olesinski (oll-eh-SHIN-skee)
Wulff (WOLF)

SATURDAY'S GAME OFFICIALS

John Higgins, Eric Curry, D.G. Nelson

AP POLL
(Week 12 – Jan. 22, 2018)

RK	TEAM	RECORD	PTS
1	Villanova (63)	18-1	1,623
2	Virginia (1)	18-1	1,537
3	Purdue (1)	19-2	1,499
4	Duke	17-2	1,439
5	Kansas	16-3	1,338
6	Michigan State	17-3	1,243
7	West Virginia	16-3	1,217
8	Xavier	18-3	1,180
9	Cincinnati	17-2	1,087
10	North Carolina	16-4	1,014
11	Arizona	16-4	974
12	Oklahoma	14-4	917
13	Ohio State	17-4	787
14	Texas Tech	15-4	763
15	Gonzaga	17-4	610
16	Saint Mary's	19-2	571
17	Wichita State	15-4	547
18	Clemson	16-3	474
19	Auburn	17-2	470
20	Florida	14-5	366
21	Arizona State	15-4	353
22	Tennessee	13-5	260
23	Nevada	18-3	190
24	Rhode Island	15-3	189
25	Michigan	17-5	123

Others receiving votes: Miami (83), Louisville (81), TCU (45), Kentucky (38), Kansas State (35), Seton Hall (25), Creighton (20), Florida State (14), Houston (5), New Mexico State (4), Boise State (2), Providence (2).

USA TODAY COACHES POLL
(Week 12 – Jan. 22, 2018)

RK	TEAM	RECORD	PTS
1	Villanova (31)	18-1	798
2	Virginia	18-1	759
3	Purdue (1)	19-2	740
4	Duke	17-2	707
5	Kansas	16-3	639
6	Michigan State	17-3	589
7	West Virginia	16-3	571
8	Cincinnati	17-2	566
8	Xavier	18-3	566
10	North Carolina	16-4	517
11	Oklahoma	14-4	407
12	Arizona	16-4	403
13	Ohio State	17-4	385
14	Texas Tech	15-4	346
15	Gonzaga	17-4	288
16	Wichita State	15-4	280
17	Clemson	16-3	275
18	Saint Mary's	19-2	217
19	Auburn	17-2	190
20	Arizona State	15-4	187
21	Tennessee	13-5	158
22	Florida	14-5	136
23	Rhode Island	15-3	107
24	Miami	14-4	98
25	Michigan	17-5	97

Also receiving votes: Kentucky (92), Nevada (90), Seton Hall (55), Louisville (45), Creighton (30), TCU (29), Providence (7), Alabama (6), Kansas State (6), Boise State (5), Middle Tennessee (4), Florida State (2), New Mexico State (2), Louisiana (1).

DOUBLE-DOUBLES

Thomas Welsh (12.6 ppg, 10.5 rpg) has totaled 12 double-doubles this season. He recorded 10 double-doubles as a sophomore in 2015-16. Welsh is the eighth UCLA player in the past 20 years to have logged at least 10 double-doubles in one season. Since the start of the Bruins' 1998-99 campaign, Kevin Love has registered more double-doubles in a single season than any other UCLA player (23 double-doubles in 2007-08). The school's single-season double-doubles record is 28 by Lew Alcindor (now Kareem Abdul-Jabbar) during the Bruins' 1967-68 NCAA title-winning season.

THIS AND THAT

- Aaron Holiday ranks first among all Pac-12 players (in conference games only) in scoring, having averaged 20.7 points in the Bruins' nine league games (through games played on Jan. 26). In addition, Holiday has made 23 of 43 three-point attempts in league action, converting at a 53.5% clip (the second-highest percentage among Pac-12 players).
- The Bruins have shot 50.0% or better in six games (going 5-1 in those contests). UCLA shot a season-best 58.2% in the team's 107-84 win at California (Jan. 6). Most recently, the Bruins shot 51.9% (27-of-52) in a loss at Oregon on Saturday, Jan. 20, UCLA's first loss when shooting at least 50% since last year's 89-87 loss at Oregon on Dec. 30, 2016.
- UCLA ranks second among all Pac-12 teams in points scored per game (82.7 ppg) and is first in total rebounds per game (39.2). Junior guard Aaron Holiday is the league's only player to rank among the top five in both scoring (18.9 ppg) and assists per game (5.1). Through all games, Holiday ranks No. 13 in the Pac-12 in free throw percentage (82.0%).
- Senior center Thomas Welsh and Arizona's Deandre Ayton are the only players in the Pac-12 to have averaged at least 10 points and 10 rebounds per game (Welsh currently stands at 12.6 ppg and 10.5 rpg). In addition, Welsh ranks second among all Pac-12 players in defensive boards per game (7.7) and is fourth in offensive rebounds per game (2.8).

MOVIN' ON UP

Thomas Welsh ranks third on the school's all-time blocked shots list (135), having surpassed Charles O'Bannon (118) for the No. 3 slot earlier this season. The top two spots on UCLA's career blocks list are occupied by Jelani McCoy (188) and Dan Gadzuric (184). McCoy played at UCLA from 1995-98, while Gadzuric starred for the Bruins from 1999-2002. Welsh has totaled 12 double-doubles in 21 games for the Bruins this season. Please note, UCLA's official "blocked shot" statistic has only been tracked on a consistent basis since the 1978-79 season.

BLOCK PARTY: Thomas Welsh has recorded at least one block in 82 of 120 games played. The senior 7-foot center from Redondo Beach, Calif., has tallied two or more blocks in 30 career contests. He logged a career-high five blocks in UCLA's season opener against Monmouth during his sophomore season (Nov. 13, 2015).

PLAYER-BY-PLAYER NOTES

- Senior Thomas Welsh is currently tied for the No. 7 slot on UCLA's all-time rebounds list (897, tied with Marques Johnson) ... Welsh enters the weekend ranking No. 13 in the nation in rebounds per game (10.5) and top 10 in double-doubles (12).
- Senior G.G. Goloman spent the month of August in his home country of Hungary, competing for the Hungarian National Team ... the 6-foot-11 forward moved to the United States (Florida) for his senior year of high school (The Sagemont School).
- Junior Aaron Holiday has two older brothers both competing in the NBA – Jrue Holiday (New Orleans Pelicans) and Justin Holiday (Chicago Bulls) ... Holiday's parents both played college basketball and met while at Arizona State in the 1980s.
- Redshirt sophomore Prince Ali missed the entire 2016-17 season after having opened the year recovering from a torn meniscus in his left knee ... Ali has registered at least one steal in 18 of the Bruins' 21 games this season.
- Redshirt sophomore Alex Olesinski's mother (Maria) played for the Polish National Women's Basketball Team (1986-87), while his father (Jan) excelled with the Polish National Pentathlon Team from 1976-87 ... Alex was born in Roswell, N.M.
- Freshman Jaylen Hands spent his senior year of high school at Foothills Christian (San Diego), playing for head coach Brad Leaf (father of former UCLA standout TJ Leaf) ... Hands has registered 11.4 points and 4.0 rebounds per game.
- Freshman Chris Smith excelled as a high school senior at Huntington Prep in Huntington, W. Va. ... he spent his first three years of high school at Forth Worth Country Day (Fort Worth, Texas), after having grown up in Chicago, Ill.
- Freshman Kris Wilkes competed in the 2017 McDonald's All-American Game (eight points, 13 minutes) ... he was named 2017 "Mr. Basketball" in his home state of Indiana, a coveted award that is annually presented to the state's top player.

TRIPLE-DOUBLE NOTES

UCLA has four triple-doubles in its record book, including three since the assist became an official NCAA stat prior to the 1983-84 season. Most recently, Kyle Anderson had a triple-double as a sophomore in Nov. 2013.

PLAYER	DATE	OPPONENT	RESULT	PTS	RBS	AST	BLK
Kyle Anderson	11/22/2013	Morehead State	W, 81-70	13	12	11	3
Toby Bailey	12/18/1995	Stephen F. Austin	W, 109-88	23	10	10	1
Jelani McCoy	12/09/1995	Maryland	W, 73-63	15	10	0	11
Bill Walton	12/08/1973	SMU	W, 77-60	25	16	11	---

- Freshman Jaylen Hands finished with 10 points, seven rebounds and six assists in UCLA's overtime win against Central Arkansas (Nov. 15). Last season, then-freshmen Lonzo Ball and TJ Leaf each came close to recording triple-doubles for the Bruins. Now playing for the Los Angeles Lakers, Ball was two rebounds shy of a triple-double in his UCLA debut on Nov. 11, 2016 (19 pts, 11 assists, 8 rbs versus Pacific). Ball and TJ Leaf each finished just short of triple-doubles in UCLA's 102-62 win over UC Santa Barbara (12/14/16) – Leaf had 25 pts, 10 rbs, and 8 ast, while Ball had 13 pts, 10 rbs and 7 ast.

THE BRUINS AT HOME

Since the start of the 2016-17 season, UCLA has gone 26-3 in Pauley Pavilion (losses to Arizona on 1/21/17, to Cincinnati on 12/16/17 and to Colorado on 1/13/18). In all, UCLA has posted an 83-15 record in Pauley Pavilion since the arena reopened in Nov. 2012 (following an 18-month renovation). The Bruins had an 11-game home win streak last season, the program's longest home win streak since recording 15 consecutive victories in 2013-14 (during Steve Alford's first season as UCLA's head coach). UCLA last had an undefeated record at home in 2006-07, going 16-0 in Pauley Pavilion that year.

MOST IN THE LAST 20 SEASONS

Player	Double-Doubles	Season
Kevin Love	23	2007-08
Kevon Looney	15	2014-15
Kyle Anderson	15	2013-14
Reeves Nelson	14	2010-11
Thomas Welsh	12	2017-18
TJ Leaf	11	2016-17
Dan Gadzuric	11	2000-01
Thomas Welsh	10	2015-16
Jerome Moiso	10	1999-00

FREQUENT FLYERS

Through the non-conference portion of UCLA's schedule, the Bruins traveled approximately 23,500 miles in roundtrips between L.A. to Shanghai, Kansas City, Detroit and New Orleans (accounting for nearly 47 hours in the air).

A Closer Look at the Bruins' Travel Log

Destination	Round Trip Miles	Dates of Trip	Record
Shanghai, China ^	12,960 miles	Nov. 4-11	1-0
Kansas City, Missouri	3,240 miles	Nov. 18-21	1-1
Detroit, Michigan	3,960 miles	Dec. 7-9	0-1
New Orleans, Louisiana	3,340 miles	Dec. 21-23	1-0

^ Pac-12 China Game (UCLA def. Georgia Tech, 63-60)

CAREER RECORD LISTS

UCLA's CAREER REBOUNDS

No.	Player	Years	REB	RPG
1.	Bill Walton	1972-74	1370	15.7
2.	Lew Alcindor	1967-69	1367	15.5
3.	David Greenwood	1976-79	1022	8.7
4.	Trevor Wilson	1987-90	1001	7.9
5.	Don MacLean	1989-92	992	7.8
6.	Willie Naulls	1954-56	900	11.4
7.	Thomas Welsh	2015-18	897	7.5
–	Marques Johnson	1974-77	897	7.8
9.	Dan Gadzuric	1999-02	896	7.3
10.	Sidney Wicks	1969-71	894	9.9

UCLA's CAREER 3-POINT FG PERCENTAGE

No.	Player	Years	FG-FGA	PCT
1.	Pooh Richardson	1986-89	52-112	.464
2.	Jason Kapono	2000-03	317-710	.446
3.	Reggie Miller	1984-87	69-157	.439
4.	Darren Collison	2006-09	164-377	.435
5.	Michael Roll	2006-10	209-501	.417
6.	David Wear	2012-14	52-126	.413
7.	Tracy Murray	1990-92	197-479	.411
8.	Aaron Holiday	2016-18	136-331	.411
9.	Kevin Dempsey	1993-96	58-142	.408
10.	Kevin Walker	1987-90	116-286	.406

* minimum 100 attempts

UCLA's CAREER ASSISTS

No.	Player	Years	AST	APG
1.	Pooh Richardson	1986-89	833	6.8
2.	Tyus Edney	1992-95	652	5.2
3.	Darrick Martin	1989-92	636	4.9
4.	Earl Watson	1998-01	607	4.7
5.	Darren Collison	2006-09	577	4.0
6.	Bryce Alford	2014-17	537	3.8
7.	Ralph Jackson	1981-84	523	4.7
8.	Roy Hamilton	1976-79	512	4.7
9.	Toby Bailey	1995-98	458	3.6
10.	Cameron Dollar	1994-97	451	3.7
–	Aaron Holiday	2016-18	393	4.4

UCLA's CAREER 3-POINTERS MADE

No.	Player	Years	RPG
1.	Bryce Alford	2014-17	329
2.	Jason Kapono	2000-03	317
3.	Arron Afflalo	2005-07	209
–	Michael Roll	2006-10	209
5.	Josh Shipp	2005-09	198
6.	Tracy Murray	1990-92	197
7.	Isaac Hamilton	2015-17	193
8.	Toby Bailey	1995-98	171
9.	Darren Collison	2006-09	164
10.	Billy Knight	1998-02	137
–	Aaron Holiday	2016-18	136

UCLA's CAREER FIELD GOAL PERCENTAGE

No.	Player	Years	FG-FGA	PCT
1.	Jelani McCoy	1996-98	347-500	.694
2.	Bill Walton	1972-74	747-1147	.651
3.	Lew Alcindor	1967-69	943-1476	.639
4.	Reeves Nelson	2010-12	310-531	.584
5.	Kiki Vandeweghe	1977-80	536-941	.570
6.	Marques Johnson	1974-77	688-1211	.568
7.	Tony Parker	2013-16	456-822	.555
8.	Darren Daye	1980-83	452-815	.555
9.	J.R. Henderson	1995-98	677-1234	.549
10.	Dan Gadzuric	1999-02	548-999	.549
11.	Reggie Miller	1984-87	769-1405	.547
12.	Kenny Fields	1981-84	686-1260	.544
13.	David Greenwood	1976-79	707-1302	.543
14.	Thomas Welsh	2015-18	469-865	.542

* minimum 500 attempts

UCLA's CAREER BLOCKS

No.	Player	Years	BLK
1.	Jelani McCoy	1996-98	188
2.	Dan Gadzuric	1999-02	184
3.	Thomas Welsh	2015-18	135
4.	Charles O'Bannon	1994-97	118
5.	Lorenzo Mata-Real	2005-08	117

* NOTE: blocks have been an official stat at UCLA since 1978-79

CLOSING IN: Thomas Welsh has played in 120 career games. He's just nine games away from moving into the Bruins' top-10 list (three players are tied at 129 for the No. 9 slot). In addition, Aaron Holiday has totaled 136 career three-pointers (made), standing one shy of tying Billy Knight (137) for No. 10 on the all-time UCLA list. Holiday (393 career assists) is 58 assists away from moving into the Bruins' top-10 career assists list.

UCLA's 1,000-POINT SCORERS

No.	Player	Points	PPG
1.	Don MacLean (1989-92)	2608	20.5
2.	Lew Alcindor (1967-69)	2325	26.4
3.	Jason Kapono (2000-03)	2095	16.5
–	Reggie Miller (1984-87)	2095	17.2
5.	Bryce Alford (2014-17)	1922	13.6
6.	Toby Bailey (1995-98)	1846	14.3
7.	Ed O'Bannon (1992-95)	1815	15.1
8.	J.R. Henderson (1995-98)	1801	14.2
9.	Trevor Wilson (1987-90)	1798	14.3
10.	Tracy Murray (1990-92)	1792	18.3
11.	Charles O'Bannon (1994-97)	1784	13.3
12.	Bill Walton (1972-74)	1767	20.3
13.	Josh Shipp (2005-09)	1730	12.4
14.	David Greenwood (1976-79)	1721	14.8
15.	Gail Goodrich (1963-65)	1691	18.9
16.	Marques Johnson (1974-77)	1659	14.4
17.	Kenny Fields (1981-84)	1638	14.9
18.	Darren Collison (2006-09)	1634	11.7
19.	Shon Tarver (1991-94)	1575	12.8
20.	Arron Afflalo (2005-07)	1540	14.7
21.	Tyus Edney (1992-95)	1515	12.1
22.	Pooh Richardson (1986-89)	1461	12.0
23.	Dijon Thompson (2002-05)	1458	12.5
24.	Earl Watson (1998-01)	1449	11.2
25.	Isaac Hamilton (2015-17)	1426	13.7
26.	Sidney Wicks (1969-71)	1423	15.8
27.	Walt Hazzard (1962-64)	1401	16.1
28.	Kiki Vandeweghe (1977-80)	1380	12.2
29.	Norman Powell (2012-15)	1376	9.8
30.	Curtis Rowe (1969-71)	1371	15.2
31.	Rod Foster (1980-83)	1365	12.1
32.	Roy Hamilton (1976-79)	1355	12.5
33.	Keith Wilkes (1972-74)	1349	15.0
34.	Kris Johnson (1995-98)	1294	11.6
35.	Henry Bibby (1970-72)	1293	14.4
36.	Dan Gadzuric (1999-02)	1287	10.5
37.	Richard Washington (1974-76)	1245	14.3
38.	Willie Naulls (1954-56)	1225	15.5
39.	Mike Sanders (1979-82)	1210	11.1
40.	John Moore (1952-55)	1202	11.1
41.	Darrick Martin (1989-92)	1195	9.3
42.	Walt Torrence (1957-59)	1181	15.3
43.	Mike Warren (1966-68)	1176	13.7
44.	Aaron Holiday (2016-present)	1169	13.1
45.	Darren Daye (1980-83)	1149	10.1
46.	John Green (1960-62)	1148	14.2
47.	Jordan Adams (2013-14)	1131	16.4
48.	Tony Parker (2013-16)	1128	8.3
49.	Montel Hatcher (1984-87)	1115	9.4
50.	Thomas Welsh (2015-present)	1096	9.1
51.	Matt Barnes (1999-02)	1066	8.8
52.	T.J. Cummings (2001-04)	1062	9.0
53.	Dave Meyers (1973-75)	1046	11.8
54.	Mitchell Butler (1990-93)	1023	7.9
–	Don Bragg (1952-55)	1023	9.5
56.	Michael Roll (2006-10)	1021	6.9

DID YOU KNOW?

Five Bruins during the previous four seasons have crossed the 1,000-career-point threshold in UCLA uniforms (not including Aaron Holiday and Thomas Welsh). As a sophomore in 2013-14, Jordan Adams scored career point No. 1,000 in his 62nd career game (at Washington on March 6, 2014). Midway through his senior season (2014-15), Norman Powell reached the 1,000-career point plateau in the Bruins' Pac-12 opener at Colorado (Jan. 2, 2015). As a junior in 2015-16, Bryce Alford crossed the 1,000-career point mark in the Bruins' victory at Gonzaga (Dec. 12, 2015). Later that season, Tony Parker scored career point No. 1,000 in a home contest against Washington (Jan. 28, 2016). As a senior last year, Isaac Hamilton reached the 1,000 career point milestone during UCLA's win against Portland at the 2016 Wooden Legacy at Cal State Fullerton (Nov. 24, 2016).

JOHN R. WOODEN AWARD MIDSEASON WATCH LIST

Junior guard Aaron Holiday has been named as one of 25 men's college basketball players to the midseason watch list for the 2018 John R. Wooden Award presented by Wendy's. The Wooden Award is annually presented to the nation's top men's and women's college basketball players. Holiday, a 6-foot-1 guard from Chatsworth, Calif., entered his junior season having averaged 11.4 points, 2.9 rebounds and 4.2 assists in 68 games the past two years.

Name	Yr.	Pos.	School
Grayson Allen	Sr.	G	Duke
DeAndre Ayton	Fr.	F	Arizona
Marvin Bagley III	Fr.	F	Duke
Mohamed Bamba	Fr.	F	Texas
Joel Berry II	Sr.	G	North Carolina
Trevon Bluiett	Sr.	G	Xavier
Mikal Bridges	Jr.	G/F	Villanova
Miles Bridges	So.	G/F	Michigan State
Bruce Brown Jr.	So.	G	Miami
Jalen Brunson	Jr.	G	Villanova
Jevon Carter	Sr.	G	West Virginia
Bonzie Colson	Sr.	F	Notre Dame
Angel Delgado	Sr.	C	Seton Hall
Marcus Foster	Sr.	G	Creighton
Devonte' Graham	Sr.	G	Kansas
Tra Holder	Sr.	G	Arizona State
Aaron Holiday	Jr.	G	UCLA
Jock Landale	Sr.	C	Saint Mary's
Yante Maten	Sr.	F	Georgia
Luke Maye	Jr.	F	North Carolina
Jordan Murphy	Jr.	F	Minnesota
Collin Sexton	Fr.	G	Alabama
Landry Shamet	So.	G	Wichita State
Allonzo Trier	Jr.	G	Arizona
Trae Young	Fr.	G	Oklahoma

AARON HOLIDAY, AT A GLANCE

Holiday has averaged 18.9 points, 3.7 rebounds and 5.1 assists in UCLA's 21 games this season. Through games played on Jan. 26, Holiday ranked fifth among Pac-12 players in scoring (18.9 ppg) and was fourth in assists per game (5.1). He also was tied for sixth among Pac-12 players in steals per game (1.5 spg).

Opponent	Date	MIN	PTS	REBS	AST
Georgia Tech	11/11/17	35	11	3	7
Central Arkansas	11/15/17	43	24	6	5
South Carolina St.	11/17/17	32	8	2	4
Creighton	11/20/17	39	25	2	7
Wisconsin	11/21/17	35	18	2	5
UC Irvine	11/26/17	36	16	4	7
CSU Bakersfield	11/29/17	35	16	7	6
Detroit Mercy	12/03/17	28	14	4	3
Michigan	12/09/17	43	27	4	7
Cincinnati	12/16/17	37	17	0	3
South Dakota	12/19/17	33	15	5	5
Kentucky	12/23/17	36	20	3	8
Washington State	12/29/17	40	33	11	4
Washington	12/31/17	34	14	7	5
Stanford	01/04/18	48	31	1	3
California	01/06/18	35	21	3	5
Utah	01/11/18	36	20	1	6
Colorado	01/13/18	40	10	4	4
Oregon State	01/18/18	37	22	3	3
Oregon	01/20/18	30	14	1	5
California	01/25/18	40	21	4	6



THE MOST SINCE ...

UCLA got to the free throw line for 40 attempts (26 makes) against UC Irvine (Nov. 26). That was the most attempted free throws in a game by UCLA since a double overtime loss at Washington on Jan. 1, 2016, when the Bruins attempted 50 free throws (38 makes). In that game at Washington, Bryce Alford was 17 for 18 at the free throw line. In addition, UCLA's 19 offensive rebounds against South Carolina State earlier this season (Nov. 17) marked the program's largest single game offensive rebound total since grabbing 23 in the double overtime loss at Washington on Jan. 1, 2016.

UCLA'S FUTURE SCHEDULES

Next season, UCLA's non-conference schedule will include a home game against Notre Dame and a road game at Cincinnati (Fifth Third Arena in Cincinnati, Ohio). The Bruins' contest against Notre Dame in Pauley Pavilion is slated for Saturday, Dec. 8. UCLA's game at Cincinnati will take place on Wednesday, Dec. 19. In addition, the Bruins will play in the CBS Sports Classic for the fifth straight season, facing Ohio State in Chicago (at the United Center) on Dec. 22, 2018. The Bruins' return game at Notre Dame during the 2019-20 season will take place in December 2019.

DEFICITS, COMEBACKS & MORE

UCLA'S LARGEST COMEBACK (this season): The Bruins overcame a 14-point deficit with 17:11 to play in the second half in the team's 74-53 victory against Washington (Dec. 31). Trailing by a 43-29 margin, the Bruins used a 45-10 scoring run over the game's final 17:11 to earn the victory. In fact, Washington led the Bruins, 52-48, with just over eight minutes to go. Over the last seven minutes, UCLA outscored Washington by a 26-1 margin to coast to a 21-point victory. Earlier in the season, UCLA had overcome a 12-point deficit in the 72-70 win against Wisconsin (Nov. 21). Wisconsin built a 38-26 cushion with 1:51 to play in the first half before UCLA closed the gap to just seven points by halftime (38-31).

OPPONENT, LARGEST COMEBACK (this season): UCLA surged ahead by 15 points in the second half at Michigan (Dec. 9), leading 46-31 with 14:48 to play after a three-pointer by Aaron Holiday. The 15-point cushion fell to two (60-58) at the 4:06 mark. Michigan trailed, 64-61, with less than 30 seconds to play but tied the contest, 65-65, in the final 10 seconds. The Wolverines outscored UCLA, 13-4, in the overtime session to win, 78-69. That marked UCLA's largest blown lead since Nov. 25, 2012, when Cal Poly overcame an 18-point deficit in the game's final 12:21 to defeat UCLA, 70-68, in Pauley Pavilion.

CLOSE CALL: UCLA led Central Arkansas by 17 points (34-17) with 8:20 to play in the first half, only to see the visiting Bears rally and take a 44-43 lead with 1:01 left before halftime. The Bruins secured a five-point lead (82-77) with 51 seconds to play, before Central Arkansas used a 9-3 scoring run to lead, 86-85, with 3.7 seconds to go in regulation. Jaylen Hands went to the free throw line with 1.3 seconds to play, missing the first free throw attempt before making the second to tie the game, 86-86. In overtime, UCLA outscored Central Arkansas by a 20-15 advantage to win, 106-101.

UCLA'S COMEBACKS IN 2016-17

The Bruins' largest comeback victory last season took place in a game against No. 5 Oregon in Pauley Pavilion (2/9/2017). UCLA trailed by 19 points (37-18) with 6:37 to play in the first half and by a 13-point margin (64-51) with 13:40 left in regulation. Midway through the second half, the Bruins used an 18-3 scoring run to overcome the deficit and secure an 82-79 victory. In an 83-82 win at Utah (1/12/2017), UCLA trailed the Utes, 51-42, with 16:13 left in the second half. UCLA's largest deficit at any point during the 2016-17 season was 19 points versus No. 5 Oregon (2/9/2017).

THE BRUINS WHEN ...

Since the start of the 2013-14 season, UCLA has gone 89-9 when leading at halftime (over the course of 162 games). During that same span, the Bruins have gone 18-38 when trailing at halftime and 3-5 when tied at the break. UCLA's largest halftime deficit overcome during that stretch has been nine points (twice) – the Bruins trailed Oregon State, 38-29, on March 2, 2014 and trailed Oregon, 48-39, on Feb. 9, 2017. When the Bruins have built a 10-point lead (or larger) at any point in the game, UCLA has gone 98-12. Conversely, when trailing by 10 or more points in a game, UCLA has gone 8-41.

JULIUS ERVING AWARD PRESEASON WATCH LIST

Freshman Kris Wilkes was named as one of 20 student-athletes to the preseason watch list for the Julius Erving Award, honoring the nation's top small forward. He was among five freshmen on the preseason list.

Name	Yr.	School
Rawle Alkins	So.	Arizona
Kelan Martin	Sr.	Butler
Jacob Evans	Jr.	Cincinnati
Gary Trent Jr.	Fr.	Duke
Zach Norvell Jr.	Fr.	Gonzaga
Kevin Knox	Fr.	Kentucky
Deng Adel	Jr.	Louisville
Justin Jackson	So.	Maryland
Bruce Brown Jr.	So.	Miami
Miles Bridges	So.	Michigan State
Tyler Hall	Jr.	Montana State
Jeffrey Carroll	Sr.	Oklahoma State
Troy Brown Jr.	Fr.	Oregon
Vince Edwards	Sr.	Purdue
De'Monte Buckingham	So.	Richmond
DJ Hogg	Jr.	Texas A&M
Kris Wilkes	Fr.	UCLA
Mikal Bridges	Jr.	Villanova
Markis McDuffie	Jr.	Wichita State
Trevon Bluiett	Sr.	Xavier

KAREEM ABDUL-JABBAR AWARD PRESEASON WATCH LIST

Senior Thomas Welsh was selected as one of 20 student-athletes to the preseason watch list for the Kareem Abdul-Jabbar Center of the Year Award. Welsh was also one of 10 players on last season's midseason watch list.

Name	Yr.	School
Dusan Ristic	Sr.	Arizona
Austin Wiley	So.	Auburn
Kingsley Okoroh	Sr.	California
Tacko Fall	Jr.	Central Florida
Marques Bolden	So.	Duke
John Egbunu	Sr.	Florida
Jessie Govan	Jr.	Georgetown
Ben Lammers	Sr.	Georgia Tech
Nick Richards	Fr.	Kentucky
Omer Yurtseven	So.	N.C. State
Isaac Haas	Sr.	Purdue
Jock Landale	Jr.	Saint Mary's
Angel Delgado	Sr.	Seton Hall
Michael Humphrey	Sr.	Stanford
Vladimir Brodziansky	Sr.	TCU
Mohamed Bamba	Fr.	Texas
Tyler Davis	Jr.	Texas A&M
Thomas Welsh	Sr.	UCLA
Chimezie Metu	Jr.	USC
Ethan Happ	Jr.	Wisconsin

UCLA'S GAME-BY-GAME STATS

Opponent	Date	Score	W/L	FG-FGA	PCT	3FG-FGA	PCT	FT-FTA	PCT	OR	DR	REB
vs. Georgia Tech	11/11/17	63-60	W	22-54	.407	5-14	.357	14-21	.667	11	25	36
Central Arkansas	11/15/17	106-101	OT W	38-79	.481	10-20	.500	20-32	.625	16	35	51
South Carolina State	11/17/17	96-68	W	37-67	.552	10-27	.370	12-24	.500	19	32	51
vs. Creighton	11/20/17	89-100	L	30-68	.441	6-23	.261	23-31	.742	6	30	36
vs. Wisconsin	11/21/17	72-70	W	27-50	.540	9-17	.529	9-13	.692	5	23	28
UC Irvine	11/26/17	87-63	W	28-65	.431	5-17	.294	26-40	.650	13	34	47
CSU Bakersfield	11/29/17	75-66	W	27-59	.458	2-17	.118	19-28	.679	12	33	45
Detroit Mercy	12/03/17	106-73	W	38-72	.528	11-25	.440	19-24	.792	13	34	47
at Michigan	12/09/17	69-78	OT L	25-57	.439	4-18	.222	15-21	.714	7	34	41
(25) Cincinnati	12/16/17	63-77	L	23-56	.411	11-29	.379	6-9	.667	10	25	35
South Dakota	12/19/17	85-82	W	30-66	.455	8-25	.320	17-25	.680	7	30	37
vs. (7) Kentucky	12/23/17	83-75	W	29-61	.475	12-30	.400	13-15	.867	11	26	37
Washington State	12/29/17	96-82	W	29-65	.446	12-28	.429	26-33	.788	14	29	43
Washington	12/31/17	74-53	W	22-51	.431	5-14	.357	25-30	.833	12	31	43
at Stanford	01/04/18	99-107	2OT L	35-77	.455	10-33	.303	19-35	.543	11	31	42
at California	01/06/18	107-84	W	32-55	.582	17-30	.567	26-33	.788	8	27	35
Utah	01/11/18	83-64	W	29-56	.518	12-23	.522	13-15	.867	8	22	30
Colorado	01/13/18	59-68	L	23-62	.371	5-25	.200	8-18	.444	14	25	39
at Oregon State	01/18/18	63-69	L	22-58	.379	7-23	.304	12-14	.857	11	26	37
at Oregon	01/20/18	91-94	L	27-52	.519	11-24	.458	26-32	.813	7	22	29
California	01/25/18	70-57	W	20-48	.417	5-20	.250	25-32	.781	9	25	34

OPPONENT'S GAME-BY-GAME STATS

Opponent	Date	Score	W/L	FG-FGA	PCT	3FG-FGA	PCT	FT-FTA	PCT	OR	DR	REB
vs. Georgia Tech	11/11/17	63-60	W	20-58	.345	4-18	.222	16-20	.800	11	24	35
Central Arkansas	11/15/17	106-101	OT W	38-79	.481	18-35	.514	7-13	.538	10	32	42
South Carolina State	11/17/17	96-68	W	28-71	.394	8-19	.421	4-6	.667	12	18	30
vs. Creighton	11/20/17	89-100	L	33-67	.493	11-29	.379	23-35	.657	7	37	44
vs. Wisconsin	11/21/17	72-70	W	25-52	.481	5-22	.227	15-22	.682	4	21	25
UC Irvine	11/26/17	87-63	W	22-64	.344	10-24	.417	9-14	.643	12	28	40
CSU Bakersfield	11/29/17	75-66	W	20-67	.299	10-33	.303	16-20	.800	15	27	42
Detroit Mercy	12/03/17	106-73	W	28-65	.431	9-27	.333	8-14	.571	6	23	29
at Michigan	12/09/17	69-78	OT L	30-64	.469	10-29	.345	8-22	.364	6	24	30
(25) Cincinnati	12/16/17	63-77	L	27-58	.466	8-17	.471	15-23	.652	10	25	35
South Dakota	12/19/17	85-82	W	29-70	.414	10-33	.303	14-20	.700	13	32	45
(7) Kentucky	12/23/17	83-75	W	29-68	.426	6-21	.286	11-16	.688	16	20	36
Washington State	12/29/17	96-82	W	28-59	.475	14-35	.400	12-18	.667	3	27	30
Washington	12/31/17	74-53	W	19-68	.279	2-27	.074	13-18	.722	20	18	38
at Stanford	01/04/18	99-107	2OT L	38-74	.514	9-21	.429	22-32	.688	11	42	53
at California	01/06/18	107-84	W	30-73	.411	8-22	.364	16-26	.615	21	19	40
Utah	01/11/18	83-64	W	24-52	.462	7-26	.269	9-11	.818	8	19	27
Colorado	01/13/18	59-68	L	22-51	.431	11-22	.500	13-17	.765	6	27	33
at Oregon State	01/18/18	63-69	L	23-63	.365	7-17	.412	16-22	.727	18	27	45
at Oregon	01/20/18	91-94	L	32-67	.478	11-32	.344	19-23	.826	11	20	31
California	01/25/18	70-57	W	22-62	.355	4-16	.250	9-16	.563	19	22	41

UCLA's Individual Single-Game Highs (2017-18)

Points	Aaron Holiday	33
	vs. Washington State	Dec. 29, 2017
Rebounds	Thomas Welsh	15
	vs. South Carolina State	Nov. 17, 2017
Assists	Jaylen Hands	8
	at California	Jan. 6, 2018
	Aaron Holiday	8
	vs. Kentucky	Dec. 23, 2017
FG Made	Aaron Holiday	11
	vs. Washington State	Dec. 29, 2017
FG Att.	Aaron Holiday	21
	at Stanford	Jan. 4, 2018
3-pt Made	Aaron Holiday	5
	vs. Washington State	Dec. 29, 2017
3-pt Att.	Kris Wilkes	9
	vs. Kentucky	Dec. 23, 2017
	Aaron Holiday	9
	vs. Central Arkansas	Nov. 15, 2017
FT Made	Aaron Holiday	11 (12 attempts)
	at Oregon State	Jan. 18, 2018
FT Att.	Kris Wilkes	13 (8 FT made)
	vs. UC Irvine	Nov. 26, 2017
Steals	Aaron Holiday	5
	vs. Central Arkansas	Nov. 15, 2017
Blocks	G.G. Goloman	3
	at California	Jan. 6, 2018
	G.G. Goloman	3
	vs. Washington	Dec. 31, 2018
	Thomas Welsh	3
	vs. South Dakota	Dec. 19, 2017
Minutes	Aaron Holiday	48
	at Stanford (2-OT)	Jan. 4, 2018

Aaron Holiday has become the 13th player on record (at UCLA) to have recorded at least 1,000 career points and 300 career assists.

Player	Seasons	Points	*Assists	Games	PPG	APG	FG/FGA	FG Pct.
Bryce Alford	2014-2017	1922	537	141	13.6	3.8	584/1443	.405
Toby Bailey	1995-1998	1846	458	129	14.3	3.6	679/1479	.459
Trevor Wilson	1987-1990	1798	308	126	14.3	2.4	706/1417	.498
Charles O'Bannon	1994-1997	1784	313	124	14.4	2.5	684/1271	.538
Bill Walton	1972-1974	1767	316	87	20.3	3.6	747/1147	.651
Darren Collison	2006-2009	1634	577	142	11.5	4.1	563/1185	.475
Tyus Edney	1992-1995	1515	652	125	12.1	5.2	484/1007	.481
Pooh Richardson	1986-1989	1461	833	122	12.0	6.8	600/1170	.513
Earl Watson	1998-2001	1449	607	129	11.2	4.7	518/1150	.450
Isaac Hamilton	2015-2017	1426	321	104	13.7	3.1	538/1202	.448
Roy Hamilton	1976-1979	1355	512	108	12.5	4.7	544/1046	.520
Darrick Martin	1989-1992	1195	636	129	9.3	4.9	405/884	.458
Aaron Holiday	2016-2018	1169	393	89	13.1	4.4	388/865	.449

*assists were first consistently recorded at UCLA during the 1972-73 season

Thomas Welsh has become the 12th player in program history to have recorded at least 1,000 career points and 800 career rebounds.

Player	Seasons	Points	Rebounds	Games	PPG	RPG	FG/FGA	FG Pct.
Don MacLean	1989-1992	2608	992	127	20.5	7.8	943/1776	.531
Lew Alcindor	1967-1969	2325	1367	88	26.4	15.5	943/1476	.639
Ed O'Bannon	1992-1995	1815	820	117	15.5	7.0	678/1321	.513
J.R. Henderson	1995-1998	1801	818	127	14.2	6.4	677/1234	.549
Trevor Wilson	1987-1990	1798	1001	126	14.3	7.9	706/1417	.498
Bill Walton	1972-1974	1767	1370	87	20.3	15.7	747/1147	.651
David Greenwood	1976-1979	1721	1022	118	14.6	8.7	707/1302	.543
Marques Johnson	1974-1977	1659	897	115	14.4	7.8	688/1211	.568
Sidney Wicks	1969-1971	1423	894	90	15.8	9.9	549/1074	.511
Dan Gadzuric	1999-2002	1287	896	122	10.5	7.3	548/999	.549
Willie Naulls	1954-1956	1225	900	79	15.5	11.4	449/1147	.391
Thomas Welsh	2015-2018	1096	897	120	9.1	7.5	469/865	.542

AGAINST TOP-RANKED FOES

Since the start of the 2015-16 season, UCLA has logged six wins over top-10 teams, winning five of their last six games versus top-five ranked opposition. In 2016-17, the Bruins defeated (1) Kentucky and (4) Arizona on the road and beat (5) Oregon in Pauley Pavilion. Two seasons ago, the Bruins took down (1) Kentucky and (7) Arizona in Pauley Pavilion.

The last time that UCLA ...

Faced a top-10 team:	vs. No. 7 Kentucky	W, 83-75	Dec. 23, 2017
Faced a top-10 team at home:	vs. No. 5 Oregon	W, 82-79	Feb. 9, 2017
Faced a top-10 team in a true road game:	at No. 4 Arizona	W, 77-72	Feb. 25, 2017
Defeated a top-10 team:	vs. No. 7 Kentucky	W, 83-75	Dec. 23, 2017
Defeated a top-10 team in a true road game:	at No. 4 Arizona	W, 77-72	Feb. 25, 2017
Faced a top-10 non-conference team:	vs. No. 7 Kentucky	W, 83-75	Dec. 23, 2017
Faced a top-10 non-conference team at home:	vs. No. 1 Kentucky	W, 87-77	Dec. 3, 2015
Defeated a top-10 non-conference team:	vs. No. 7 Kentucky	W, 83-75	Dec. 23, 2017
Defeated a top-10 non-conference team at home:	vs. No. 1 Kentucky	W, 87-77	Dec. 3, 2015
Defeated a top-10 non-conference team (road/neutral):	vs. No. 7 Kentucky	W, 83-75	Dec. 23, 2017

AGAINST NUMBER ONE

Steve Alford's UCLA teams have gone 2-3 during the past four seasons against the nation's No. 1-ranked team (as ranked in that week's AP poll). The Bruins defeated No. 1 Kentucky on Dec. 3, 2016, in their first-ever trip to Rupp Arena. Two years ago, UCLA downed No. 1 Kentucky, 87-77, in Pauley Pavilion on Dec. 3, 2015. Other recent games against No. 1 teams took place against Kentucky in Chicago (Dec. 20, 2014), at home versus Arizona (Jan. 9, 2014) and in the Sweet 16 against Florida (March 27, 2014). UCLA has gone 12-22 all-time against the Associated Press' No. 1-ranked team.

The Last Time ...	Date	Result	Score	Opponent	Venue
Played No. 1 team	12/03/2016	W	97-92	Kentucky	Rupp Arena
Defeated No. 1 team	12/03/2016	W	97-92	Kentucky	Rupp Arena
Defeated No. 1 team at home	12/03/2015	W	87-77	Kentucky	Pauley Pavilion
Defeated No. 1 team on road	12/03/2016	W	97-92	Kentucky	Rupp Arena

- Kentucky was ranked No. 1 in the nation in both the AP and USA Today Coaches polls when UCLA faced them in Dec. 2014, Dec. 2015 and Dec. 2016. The Bruins' victory at Rupp Arena on Dec. 3, 2016, marked their first victory on the road at a No. 1-ranked team since Feb. 3, 2001 (when UCLA knocked off Stanford, 79-73). UCLA had not played a road game at the nation's No. 1-ranked team since Feb. 13, 2003 (UCLA lost at No. 1 Arizona, 106-70).

- UCLA's win at Kentucky on Dec. 3, 2016, marked the program's first victory in a true road game against the nation's top-ranked team since Feb. 3, 2001, when the Bruins defeated Stanford, 79-73, in Maples Pavilion. Since the start of the 1999-2000 season, UCLA has gone 6-8 against the nation's No. 1-ranked team. Steve Alford's UCLA teams have posted a 2-3 record the previous four seasons against the nation's No. 1-ranked team (as ranked in that week's AP poll).

- This season's game against Kentucky marked UCLA's fifth meeting with the Wildcats in four seasons. The Bruins have gone 3-2 against Kentucky in those five games (spanning four seasons). Last season, UCLA won at Rupp Arena (97-92 on Dec. 3, 2016) before the Wildcats knocked off the Bruins, 86-75, in the Sweet 16 of the NCAA Tournament (on March 24, 2017, at FedEx Forum in Memphis, Tenn.). UCLA's win against Kentucky this season took place in New Orleans, La.

BRUINS IN THE CLASSROOM

Student-Athlete	Year	Major
Prince Ali	R-SO	African American studies
Armani Dodson	SO	undeclared
Gyorgy "G.G." Goloman	SR	psychology
Jaylen Hands	FR	undeclared
Jalen Hill	FR	history
Aaron Holiday	JR	history
Ikenna Okwarabizie	JR	African American studies
Alex Olesinski	R-SO	economics
Cody Riley	FR	undeclared
Chris Smith	FR	undeclared
Joseph Wallace	FR	undeclared
Thomas Welsh	SR	economics
Kris Wilkes	FR	undeclared
Alec Wulff	SR	geography/environmental studies
Isaac Wulff	SO	undeclared

2016-17, AT A GLANCE

Gone from last season's team are Bryce Alford and Isaac Hamilton (graduated) as well as Lonzo Ball, TJ Leaf and Ike Anigbogu (those three freshmen were all selected in the NBA Draft). Alford concluded his career as the school's all-time leader in three-point field goals made (329). He also set UCLA's single-season record for three-pointers (116 in 2016-17). As a freshman, Ball set UCLA's single-season assists mark (274 assists, 36 games).

The Bruins have made at least one three-pointer in their previous 610 games. The last game in which UCLA did not make a three-pointer was against Stanford on Feb. 3, 2000. Last season, UCLA set the Pac-12 single-season record with 354 three-pointers made (besting the previous Pac-12 record of 350, set by Oregon in 2006-07).

Last season's UCLA team set the Pac-12 single-season assists record (771), shattering the mark of 673 assists set by UCLA in 1973-74 (the first season in which the Bruins formally tracked assists as a stat). The Bruins totaled 30 assists in last season's 102-80 home win over Arizona State (1/19/17), marking UCLA's first game with at least 30 assists since Feb. 23, 1995 (when UCLA had 32 assists in a 104-88 win over California).

UCLA vs. RANKED TEAMS SINCE 2005-06 (AP POLL)

Date	Team	Score	Opp Rank	UCLA Rank
12/23/17	Kentucky	W 83-75	7	-
12/16/17	Cincinnati	L 63-77	25	-
03/24/17	Kentucky	L 75-86	5	8
03/19/17	Cincinnati	W 79-67	18	8
03/10/17	Arizona	L 75-86	7	3
02/25/17	Arizona	W 77-72	4	5
02/09/17	Oregon	W 82-79	5	10
01/21/17	Arizona	L 85-96	14	3
12/28/16	Oregon	L 87-89	21	2
12/03/16	Kentucky	W 97-92	1	11
03/02/16	Oregon	L 68-76	9	-
02/12/16	Arizona	L 75-81	17	-
01/07/16	Arizona	W 87-84	7	-
12/19/15	North Carolina	L 76-89	11	22
12/12/15	Gonzaga	W 71-66	20	-
12/03/15	Kentucky	W 87-77	1	-
11/24/15	Kansas	L 73-92	5	-
03/27/15	Gonzaga	L 62-74	7	-
03/19/15	SMU	W 60-59	20	-
03/13/15	Arizona	L 64-70	5	-
02/21/15	Arizona	L 47-57	7	-
01/29/15	Utah	W 69-59	11	-
01/04/15	Utah	L 39-71	10	-
12/20/14	Kentucky	L 44-83	1	-
12/13/14	Gonzaga	L 74-87	9	-
11/27/14	North Carolina	L 56-78	5	22
03/27/14	Florida	L 68-79	1	20
03/15/14	Arizona	W 75-71	4	-

Date	Team	Score	Opp Rank	UCLA Rank
01/16/14	Colorado	W 69-56	21	25
01/09/14	Arizona	L 75-79	1	-
12/19/13	Duke	L 63-80	8	-
03/15/13	Arizona	W 66-64	18	24
03/02/13	Arizona	W 74-69	11	-
01/24/13	Arizona	W 84-73	6	-
01/19/13	Oregon	L 67-76	21	24
12/28/12	Missouri	W 97-94 (OT)	7	-
12/01/12	San Diego State	L 69-78	23	24
11/23/11	Michigan	L 63-79	15	-
11/22/11	Kansas	L 56-72	14	-
03/19/11	Florida	L 65-73	15	-
02/26/11	Arizona	W 71-49	10	-
12/18/10	BYU	W 86-79	16	-
12/02/10	Kansas	L 76-77	4	-
11/24/10	Villanova	L 70-82	7	-
12/06/09	Kansas	L 61-73	1	-
11/27/09	Butler	L 67-69	12	-
03/21/09	Villanova	L 69-89	11	18
02/19/09	Washington	W 85-76	22	20
02/12/09	Arizona State	L 67-74	18	11
01/17/09	Arizona State	L 58-61 (OT)	16	9
12/04/08	Texas	L 64-68	8	12
04/05/08	Memphis	L 63-78	2	3
03/29/08	Xavier	W 76-57	12	3
03/15/08	Stanford	W 67-64	11	3
03/06/08	Stanford	W 77-67 (OT)	7	3
02/07/08	Washington St.	W 67-59	17	5

Date	Team	Score	Opp Rank	UCLA Rank
01/12/08	Washington St.	W 81-74	4	5
01/03/08	Stanford	W 76-67	20	5
12/02/07	Texas	L 61-63	8	2
11/20/07	Michigan State	W 68-63	10	2
03/31/07	Florida	L 66-76	3	7
03/24/07	Kansas	W 68-55	2	7
03/22/07	Pittsburgh	W 64-55	10	7
03/01/07	Washington St.	W 53-45	13	2
02/17/07	Arizona	W 81-66	19	5
02/07/07	USC	W 70-65	19	2
02/01/07	Oregon	W 69-57	9	5
01/20/07	Arizona	W 73-69	11	3
01/06/07	Oregon	L 66-68	16	1
12/31/06	Washington	W 96-74	13	1
12/09/06	Texas A&M	W 65-62	6	1
11/22/06	Georgia Tech	W 88-73	19	5
11/21/06	Kentucky	W 73-68	20	5
04/03/06	Florida	L 57-73	10	7
04/01/06	LSU	W 59-45	19	7
03/25/06	Memphis	W 50-45	4	7
03/23/06	Gonzaga	W 73-71	5	7
02/11/06	Washington	L 67-70	21	13
01/21/06	West Virginia	L 56-60	12	18
01/14/06	Washington	L 65-69	13	11
01/05/06	Arizona	W 85-79	21	17
12/10/05	Nevada	W 67-56	17	16
11/23/05	Memphis	L 80-88	11	16

POSTSEASON NOTES

Last March, UCLA advanced to the NCAA Tournament's Sweet 16 (regional semifinals) for the 14th time since the tournament field expanded to at least 64 teams, starting in 1985. Previous trips, since 1985, have included Sweet 16 trips in 1990, 1992, 1995, 1997, 1998, 2000, 2001, 2002, 2006, 2007, 2008, 2014, 2015 and 2017. Through those 14 appearances, the Bruins have posted a 6-8 record with four trips to the NCAA Final Four (1995, 2006, 2007 and 2008). In the four most recent trips to the NCAA Final Four, UCLA has compiled a 3-3 record (including the 1995 NCAA title). Overall, UCLA has advanced to 48 NCAA Tournaments and 18 NCAA Final Fours and won a nation-leading 11 NCAA Championships.

WHO HAS UCLA PLAYED?

Since arriving as the Bruins' head coach in the spring of 2013, Steve Alford has added several marquee tournaments and home-and-home series to UCLA's schedule. The Bruins played in the 2014 Battle 4 Atlantis (Nassau, Bahamas), the 2015 Maui Invitational (Lahaina, Hawaii), the 2016 Wooden Legacy in Orange County (California) and the 2017 Pac-12 China Game in Shanghai. Under Alford, the Bruins have added home-and-home series against Gonzaga, Kentucky, Michigan and Cincinnati and have a home-and-home series against Notre Dame scheduled for the following two seasons (Dec. 2018 and Dec. 2019). In addition, the Bruins were able to add a neutral-site game against Duke in Dec. 2013 (at Madison Square Garden in New York) and played in the CBS Sports Classic on Dec. 23, 2017 for the fifth consecutive year.

Date	Opponent	Tournament or Home & Home	Result	Score	Venue
11/28/13	Nevada	Continental Tire Las Vegas Invitational	W	105-84	Orleans Arena (Las Vegas)
11/29/13	Northwestern	Continental Tire Las Vegas Invitational	W	95-79	Orleans Arena (Las Vegas)
12/19/13	Duke	Carquest Auto Parts Classic	L	63-80	Madison Square Garden (NYC)
12/28/13	Alabama	Home & Home Series	W	75-67	Pauley Pavilion
11/26/14	Oklahoma	Battle 4 Atlantis	L	65-75	Atlantis Resort (Bahamas)
11/27/14	North Carolina	Battle 4 Atlantis	L	56-78	Atlantis Resort (Bahamas)
11/28/14	UAB	Battle 4 Atlantis	W	88-76	Atlantis Resort (Bahamas)
12/13/14	Gonzaga	Home & Home Series	L	74-87	Pauley Pavilion
12/28/14	at Alabama	Home & Home Series	L	50-56	Coleman Coliseum
12/20/14	Kentucky	CBS Sports Classic	L	44-83	United Center (Chicago)
11/23/15	UNLV	Maui Jim Maui Invitational	W	77-75	Lahaina Civic Center
11/24/15	Kansas	Maui Jim Maui Invitational	L	73-92	Lahaina Civic Center
11/25/15	Wake Forest	Maui Jim Maui Invitational	L	77-80	Lahaina Civic Center
12/03/15	Kentucky	Home & Home Series	W	87-77	Pauley Pavilion
12/12/15	at Gonzaga	Home & Home Series	W	71-66	McCarthy Athletic Center
12/19/15	North Carolina	CBS Sports Classic	L	76-89	Barclays Center (Brooklyn)
11/24/16	Portland	Wooden Legacy	W	99-77	Titan Gym (Fullerton, Calif.)
11/25/16	Nebraska	Wooden Legacy	W	82-71	Titan Gym (Fullerton, Calif.)
11/27/16	Texas A&M	Wooden Legacy	W	74-67	Honda Center (Anaheim, Calif.)
12/03/16	at Kentucky	Home & Home Series	W	97-92	Rupp Arena
12/10/16	Michigan	Home & Home Series	W	102-84	Pauley Pavilion
12/17/16	Ohio State	CBS Sports Classic	W	82-68	T-Mobile Arena (Las Vegas)
11/20/17	Creighton	Hall of Fame Classic	L	89-100	Sprint Center (Kansas City, Mo.)
11/21/17	Wisconsin	Hall of Fame Classic	W	72-70	Sprint Center (Kansas City, Mo.)
12/09/17	at Michigan	Home & Home Series	(OT)	69-78	Ann Arbor, Mich.
12/16/17	Cincinnati	Home & Home Series	L	63-77	Pauley Pavilion
12/23/17	Kentucky	CBS Sports Classic	W	83-75	Smoothie King Center (New Orleans)

UCLA SIGNS THREE HIGH SCHOOL STANDOUTS DURING EARLY SIGNING PERIOD

Bruins' incoming class for next season includes Jules Bernard, Kenneth Nwuba and David Singleton

UCLA received signed National Letters of Intent from high school seniors Jules Bernard, Kenneth Nwuba and David Singleton during the early signing period in November 2017 (announced by head coach Steve Alford on Nov. 16, 2017).

Bernard, Nwuba and Singleton will enroll at UCLA in 2018 and begin their freshman seasons in Westwood during the 2018-19 school year. All three student-athletes are currently high school seniors – Bernard at Windward School (Los Angeles), Singleton at Bishop Montgomery High School (Torrance, Calif.) and Nwuba at Huntington Prep in West Virginia.

"We're very excited to add these three young men to our program," Alford said. "With Jules and David, you're talking about a pair of talented guards from the Los Angeles area who have had successful high school careers. David helped lead Bishop Montgomery to the CIF state title last year, which is an extremely impressive feat here in California. Being able to add Kenneth to our team's frontcourt is tremendous. He's a player with great athletic ability, size and strength. These three players provide a great start for our 2018 recruiting class."

Bernard has been ranked No. 44, nationally, in his high school class by Rivals.com. The 6-foot-6 guard from Los Angeles has also been tabbed the No. 47 player in the

country by ESPN.com and No. 52 by Scout.com. As a junior last season at Windward, he averaged 25.3 points and 13.7 rebounds per game. Bernard secured All-CIF Southern Section Division 2AA honors last season and captured first-team Division 3 acclaim from MaxPreps.com.

Singleton has been ranked No. 60, nationally, in his high school class by Scout.com. He has also been ranked No. 66 by ESPN.com and No. 92 by Rivals.com. A 6-foot-4 guard from Los Angeles, Singleton registered 16.2 points and 6.1 rebounds per game last season as a junior. He helped his high school program win the 2017 CIF State Championship in the Open Division final. In addition, Singleton secured Los Angeles Times All-Area Team honors and was selected to the All-CIF Southern Section Open Division Team.

Nwuba, a 6-foot-10 center who is originally from Lagos, Nigeria, spent last season at Oak Hill Academy in Virginia and is currently a senior at Huntington Prep. As a junior in 2016-17, Nwuba averaged seven points, eight rebounds and nearly four blocks per game.

UCLA'S SIGNEES FOR 2018-19

Jules Bernard	G	6-6	Los Angeles, Calif.
Kenneth Nwuba	C	6-10	Lagos, Nigeria
David Singleton	G	6-4	Los Angeles, Calif.

2017 POSTSEASON

UCLA advanced to the NCAA Tournament's Sweet 16 last March for the third time in four years. The Bruins became just the sixth team in the nation to have earned a third trip to the Sweet 16 in the previous four seasons (2014-2017). Joining UCLA on that six-team list included Arizona, Gonzaga, Kentucky, North Carolina and Wisconsin. The Bruins defeated Kent State in a first round contest (97-80) before taking down Cincinnati two days later (79-67). The Bruins' season ended in the Sweet 16 against Kentucky (UCLA lost, 86-75, in Memphis, Tenn.).

BRUIINS IN OVERTIME

The Bruins have played three games into overtime this season – UCLA defeated Central Arkansas (106-101) in Pauley Pavilion (Nov. 15), lost at Michigan (78-69) on the road in Crisler Center (Dec. 9) and dropped a 107-99 decision in double overtime at Stanford (Jan. 4). Since the start of the 1999-2000 season, UCLA has gone 22-15 in overtime games. Below are each of the Bruins' overtime contests dating back to the start of the 1996-97 season.

Date	Opponent	W/L	Score
<i>under Steve Alford (2-5)</i>			
01/04/18	Stanford	L	99-107 A 2-OT
12/09/17	Michigan	L	69-78 A 1-OT
11/15/17	Central Arkansas	W	106-101 H 1-OT
01/01/16	Washington	L	93-96 A 2-OT
11/13/15	Monmouth	L	81-84 H 1-OT
01/08/15	Stanford	W	86-81 H 2-OT
02/27/14	Oregon	L	83-87 A 2-OT
<i>under Ben Howland (12-8)</i>			
02/27/13	Arizona State	W	79-74 H 1-OT
01/30/13	USC	L	71-75 H 1-OT
12/28/12	Missouri	W	97-94 H 1-OT
11/13/12	UC Irvine	W	80-79 H 1-OT
03/05/11	Washington State	W	58-54 A 1-OT
02/20/11	California	L	72-76 A 1-OT
01/29/11	Arizona State	W	73-72 A 1-OT
01/28/10	Oregon	L	66-71 A 1-OT
01/06/10	California	W	76-75 A 1-OT
11/16/09	Cal State Fullerton	L	65-68 H 2-OT
01/17/09	Arizona State	L	58-61 H 1-OT
03/06/08	Stanford	W	77-67 H 1-OT
03/08/07	California	L	69-76 N 1-OT
03/02/06	California	W	67-58 A 1-OT
02/03/05	Washington State	W	58-56 A 1-OT
01/06/05	Washington State	W	80-77 H 2-OT
02/25/04	USC	L	77-78 A 1-OT
02/12/04	Arizona State	L	62-74 A 1-OT
01/10/04	Washington	W	86-84 A 1-OT
12/13/03	Loyola Marymount	W	69-66 H 1-OT
<i>under Steve Lavin (12-4)</i>			
03/13/03	Arizona	W	96-89 N 1-OT
02/20/03	California	W	76-75 H 1-OT
01/30/03	Oregon	L	91-96 H 1-OT
11/26/02	San Diego	L	81-86 H 1-OT
03/17/02	Cincinnati	W	105-101 N 2-OT
02/24/01	Oregon State	W	68-65 A 1-OT
02/15/01	Arizona	W	79-77 H 1-OT
11/10/00	Kentucky	W	97-92 N 1-OT
03/04/00	Stanford	W	94-93 A 1-OT
12/23/99	South Florida	W	103-98 N 1-OT
01/04/99	Arizona State	W	88-85 H 1-OT
02/18/98	USC	W	82-75 A 1-OT
03/20/97	Iowa State	W	74-73 N 1-OT
01/30/97	Oregon	L	85-87 A 1-OT
01/18/97	Arizona	W	84-78 H 1-OT
11/20/96	Tulsa	L	76-77 H 1-OT

BRUINS IN THE NBA (JANUARY 2018)

Player	NBA Team	NBA Season	Years in NBA	Years at UCLA
Arron Afflalo	Orlando Magic	11th season	2008-2017	2005-2007
Ike Anigbogu	Indiana Pacers	1st season	1st season	2017
Kyle Anderson	San Antonio Spurs	4th season	2015-2017	2013-2014
Trevor Ariza	Houston Rockets	14th season	2005-2017	2004
Lonzo Ball	Los Angeles Lakers	1st season	1st season	2017
Darren Collison	Indiana Pacers	9th season	2010-2017	2006-2009
Larry Drew II	Philadelphia 76ers	2nd season	2015, 2018	2012-2013
Jrue Holiday	New Orleans Pelicans	9th season	2010-2017	2009
Zach LaVine	Chicago Bulls	4th season	2015-2017	2014
TJ Leaf	Indiana Pacers	1st season	1st season	2017
Kevon Looney	Golden State Warriors	3rd season	2016-2017	2015
Kevin Love	Cleveland Cavaliers	10th season	2009-2017	2008
Luc Richard Mbah a Moute	Houston Rockets	10th season	2009-2017	2006-2008
Shabazz Muhammad	Minnesota Timberwolves	5th season	2014-2017	2013
Norman Powell	Toronto Raptors	3rd season	2016-2017	2012-2015
Russell Westbrook	Oklahoma City Thunder	10th season	2009-2017	2007-2008

• Since 1948, UCLA has produced the second-most NBA draft selections (118) ... Kentucky tops that list with 124 draft picks. Trailing Kentucky and UCLA on the all-time list are North Carolina (112) and Duke (90) ... with 16 former players on NBA rosters, UCLA leads all Pac-12 programs in that category and ranks fourth, nationally ... last season, 13 Bruins competed in the NBA, including five players from UCLA's 2013-14 squad.

• Last season, Russell Westbrook became the third player from UCLA to secure NBA Most Valuable Player acclaim ... Kareem Abdul-Jabbar (known as Lew Alcindor while in college) earned MVP honors six times (1971, 1972, 1974, 1976, 1977 and 1980) and Bill Walton was named the league's MVP in 1978 ... last summer, UCLA became the first school in the nation to have produced three players who have won the NBA's Most Valuable Player Award.

FROM WESTWOOD TO THE NBA

• Russell Westbrook was named MVP of the NBA All-Star Game in 2015 and 2016 ... he has been selected to compete in the NBA's All-Star Game for the seventh time in his career (2018) ... last season, he scored 41 points in the contest ... Kevin Love, who was teammates with Westbrook at UCLA in 2007-08, has been selected for the fifth time in his career.

• UCLA's former guards stole the show at both NBA All-Star Weekends in 2015 (New York) and 2016 (Toronto) ... during of those two All-Star Weekends, Zach LaVine won the annual Slam Dunk Contest one night before Westbrook captured NBA All-Star Game Most Valuable Player (MVP) accolades.

• Ten UCLA players under head coach Steve Alford have advanced to the NBA. Six of those Bruins were first-round NBA draft picks (Zach LaVine, Jordan Adams, Kyle Anderson, Kevon Looney, Lonzo Ball and TJ Leaf). Norman Powell and Ike Anigbogu were second-round draft picks, while Travis Wear and David Wear joined NBA teams as undrafted free agents.

PRESEASON PROJECTIONS

UCLA was selected third in the preseason Pac-12 media poll, announced at Pac-12 media day in San Francisco (Oct. 12). Arizona was picked to finish first in the preseason poll, earning 22 of 23 first-place votes. USC was selected second, receiving one first-place vote.

PREDICTIONS: Members of the media have correctly picked the regular-season winner of the conference 15 times in 25 tries, while the winner has been accurately chosen in 17 of the 28 all-time preseason votes. UCLA was selected third in last season's preseason poll and finished third in the league standings with a 15-3 conference record.

LAST TIME: UCLA last won the Pac-12's regular-season crown in 2012-13. Other previous regular-season titles for UCLA took place in 2005-06, 2006-07 and 2007-08. The Bruins finished second in the league in 2013-14 and third in 2016-17. UCLA most recently won the Pac-12 Tournament Championship in 2014 (in Las Vegas, Nev.).

Team	Points
1. Arizona (22)	273
2. USC (1)	251
3. UCLA	223
4. Oregon	203
5. Stanford	182
6. Arizona State	146
7. Utah	129
8. Oregon State	125
9. Colorado	112
10. Washington	71
11. California	46
12. Washington State	33

MO OSTIN BASKETBALL CENTER

UCLA officially opened the Mo Ostin Basketball Center with a grand opening ceremony on Oct. 26, 2017. The state-of-the-art facility not only provides the men's and women's basketball teams with vital resources, but also frees up facility access for other programs and student-athletes. With approximately 35,000 gross square feet of space, the facility stands near Pauley Pavilion's southwest corner, along the south end of the Los Angeles Tennis Center.

The Mo Ostin Basketball Center was designed by award-winning architectural design firm Kevin Daly Architects, in partnership with globally acclaimed high-performance design firm AECOM. The practice facility features two separate courts – Russell Westbrook Court for the men's team and Ann Meyers Drysdale Court for the women's team. The building also houses the Kevin Love Athletic Performance Center, which is raised over the main entrance, has its own skylights and includes separate offices for the athletic performance staffs of the men's and women's basketball teams.

UCLA's facility also features separate conference rooms for the men's and women's basketball teams that each overlook their respective courts. The Mo Ostin Basketball Center includes locker rooms for the student-athletes, a film room, an equipment room, a training room, a nutrition center, an alumni locker room and locker rooms for the coaching staffs. Portions of the facility's hallways include "By the Numbers" displays and an Under Armour uniform presentation. Adjacent to both courts is a "Champions Plaza" patio with a wall that honors student-athletes from past men's and women's teams.

The Bruins' state-of-the-art facility is named after legendary music industry executive and philanthropist Morris "Mo" Ostin, who generously committed \$10 million to the project. Ostin, who holds a B.A. in Economics from UCLA, serves as Chairman Emeritus of Warner Bros. His influence is reflected throughout the building, from a state-of-the-art sound system, acoustics and videoboard to the design of the donor display in the lobby, which was modeled after a sheet of music.



Josh Lewin (left) and Tracy Murray

UCLA BASKETBALL ON THE AIR

For the 10th straight season, UCLA men's basketball games are being produced by the UCLA Sports Network from IMG, with AM 570 Fox Sports LA in Los Angeles serving as the flagship station for the network.

The 2017-18 campaign marks the 21st year of UCLA's partnership with AM 570 Fox Sports LA owner iHeartMedia (formerly Clear Channel Communications). Other stations on the UCLA Sports Network from IMG include KXEX (1550 AM) in Fresno, Calif., and KSLK (96.1 FM) in Visalia, Calif. The primary sister station in Southern California is AM 1150 (KEIB), when scheduling conflicts arise with other Los Angeles-based professional teams.

All 31 regular-season games are being televised live in 2017-18. The Bruins have at least 12 games broadcast by the ESPN family of networks. Four are to be televised by FOX Sports, and 12 are being carried by Pac-12 Networks. CBS is televising three games on consecutive Saturdays next month (Dec. 9, Dec. 16, Dec. 23).

Josh Lewin enters his second year serving as the play-by-play voice for UCLA men's basketball and football. He was at UCLA in June 2016. In addition to calling UCLA men's basketball and football games, Lewin recently completed his sixth season handling play-by-play duties for the New York Mets. He served as the voice of the San Diego Chargers for 12 seasons (2005-06 through 2016-17). Lewin has over two decades of experience calling NFL, MLB, NHL and NCAA football and basketball contests.

Lewin is joined at his broadcast position by Tracy Murray, now in his ninth season as an analyst. Murray, who played at UCLA from 1990-92 before enjoying a 12-year NBA career, spent the 2015-16 season as a shooting coach for the Los Angeles Lakers. Previously, he served as a radio analyst with UCLA from 2008 through 2015.

Murray currently ranks 10th on UCLA's all-time scoring list with 1,792 career points in 98 games. He was a first-round pick in the 1992 NBA Draft by the San Antonio Spurs following his junior season at UCLA (1991-92).

Fans around the nation can also follow select UCLA games on SIRIUS and XM Satellite Radio. Broadcasts can be heard online by visiting www.uclabruins.com.

LISTEN WITH "TUNE IN"

Fans can listen to UCLA men's basketball games at AM 570 (KLAC) or via the TuneIn Radio app, available free of charge by visiting www.tunein.com. UCLA's home games will be broadcast on AM 1150 when the Los Angeles Clippers have a radio broadcast on AM 570.

The TuneIn radio app allows fans to listen to the world's sports, news, talk and music online and through mobile devices.

HEAD COACH STEVE ALFORD'S YEAR-BY-YEAR TOTALS

Year	School	Record	Pct.	League	Pct.	Postseason
1991-92	Manchester College	4-16	.200	3-11	.214	—
1992-93	Manchester College	20-8	.714	7-5	.583	NCAA Division III (0-1)
1993-94	Manchester College	23-4	.852	10-2	.833	NCAA Division III (0-1)
1994-95	Manchester College	31-1	.969	12-0	1.000	NCAA Division III (3-1), National Runner-up
1995-96	Missouri State	16-12	.571	11-7	.611	—
1996-97	Missouri State	24-9	.727	12-6	.667	NIT (0-1)
1997-98	Missouri State	16-16	.500	11-7	.611	—
1998-99	Missouri State	22-11	.667	11-7	.611	NCAA (2-1)
1999-00	Iowa	14-16	.467	6-10	.375	—
2000-01	Iowa	23-12	.657	7-9	.438	NCAA (1-1), Big Ten Tournament Champs
2001-02	Iowa	19-16	.543	5-11	.313	NIT (0-1)
2002-03	Iowa	17-14	.548	7-9	.438	NIT (2-1)
2003-04	Iowa	16-13	.552	9-7	.563	NIT (0-1)
2004-05	Iowa	21-12	.636	7-9	.438	NCAA (0-1)
2005-06	Iowa	25-9	.735	11-5	.688	NCAA (0-1), Big Ten Tournament Champs
2006-07	Iowa	17-14	.548	9-7	.563	—
2007-08	New Mexico	24-9	.727	11-5	.688	NIT (0-1)
2008-09	New Mexico	22-12	.647	12-4	.750	NIT (1-1)
2009-10	New Mexico	30-5	.857	14-2	.875	NCAA (1-1)
2010-11	New Mexico	22-13	.629	8-8	.500	NIT (1-1)
2011-12	New Mexico	28-7	.800	10-4	.714	NCAA (1-1), MWC Tournament Champs
2012-13	New Mexico	29-6	.829	13-3	.813	NCAA (0-1), MWC Tournament Champs
2013-14	UCLA	28-9	.757	12-6	.667	NCAA (2-1), Pac-12 Tournament Champs
2014-15	UCLA	22-14	.611	11-7	.611	NCAA (2-1)
2015-16	UCLA	15-17	.469	6-12	.333	—
2016-17	UCLA	31-5	.861	15-3	.833	NCAA (2-1)
2017-18	UCLA	14-7	.667	5-4	.556	—
4 seasons at Manchester College		78-29	.729	32-18	.640	3 NCAA D-III Tournaments
4 seasons at Missouri State		78-48	.619	45-27	.625	1 NCAA Tournament, 1 Sweet 16
8 seasons at Iowa		152-106	.589	61-67	.477	3 NCAA Tournaments
6 seasons at New Mexico		155-52	.749	68-26	.723	3 NCAA Tournaments
5th season at UCLA		110-52	.679	49-32	.605	3 NCAA Tournaments, 3 Sweet 16s
27th SEASON OVERALL		573-287	.666	255-170	.600	13 NCAA Tournaments, 4 Sweet 16s

NOTES ON UCLA HEAD COACH STEVE ALFORD

- Leads all coaches, age 53 and under, in career NCAA wins with 573 (Steve Alford turned 53 on Nov. 23, 2017) ... entered the 2017-18 season with a 559-280 overall record through 26 seasons coaching college basketball ... has compiled a 481-251 record at the NCAA Division I level the previous 22 seasons ... has totaled at least 22 wins in 10 of the last 11 seasons.
- Last season, he helped UCLA post a 31-5 overall record and 15-3 mark in Pac-12 play, as the Bruins defeated every team that they faced ... the Bruins tied the program record for regular-season victories (28, also accomplished in 2007-08) ... UCLA has advanced to the Sweet 16 in three of the last four seasons and are one of just six schools in the nation to have accomplished that feat.
- Helped New Mexico secure four Mountain West Conference regular-season titles and two conference tournament championships ... coached UNM to its two highest single-season victory totals (30 wins in 2009-10, 29 wins in 2012-13).
- Has been Iowa's only head coach to lead that program to the Big Ten Tournament's title game (in 2001, 2002 and 2006) ... led Iowa to the Big Ten Tournament Championship in 2001 and 2006 ... established a school-record seven straight winning seasons (2001-07).
- Guided Missouri State (then named Southwest Missouri State) to its only appearance in the Sweet 16 in 1999 ... took over as head coach at Missouri State in the summer of 1995 (age 31) after having led Manchester College to a NCAA Division III runner-up finish.

HEAD COACH STEVE ALFORD



Record at UCLA
110-52 (5th season)

Overall Record
573-287 (27th season)

Steve Alford has entered his 27th season as a college head coach in 2017-18. He guided UCLA to Sweet 16 appearances in three of his previous four seasons. In addition, he led UCLA to the Pac-12 Tournament title in 2014.

ELITE COMPANY

Steve Alford is one of 12 head coaches to have led at least four NCAA Division I programs to the NCAA Tournament (Missouri State, Iowa, New Mexico and UCLA). His UCLA teams have advanced to the Sweet 16 of the NCAA Tournament in 2014, 2015 and 2017. In 2014, he became UCLA's first head coach to lead the Bruins to the Pac-12 Tournament title in his first year as head coach.

The other 11 coaches to have led at least four NCAA Division I teams to the NCAA Tournament include John Beilein, Lefty Driesell, Cliff Ellis, Larry Eustachy, Jim Harrick, Lon Kruger, Fran McCaffery, Tom Penders, Rick Pitino, Tubby Smith and Eddie Sutton. Eight of those 11 coaches are active head coaches.

Of the 12 coaches who have led four different schools to the NCAA Division I Tournament, only five have won at least one game at all four schools. Lon Kruger has won at least one game at five schools.

Steve Alford

Missouri State, Iowa, New Mexico, UCLA

Jim Harrick

Pepperdine, UCLA, Rhode Island, Georgia

Lon Kruger

Kansas State, Florida, Illinois, UNLV, Oklahoma

Tubby Smith

Tulsa, Georgia, Kentucky, Minnesota

Eddie Sutton

Creighton, Arkansas, Kentucky, Oklahoma State

Steve Alford's Career Records vs. NCAA D-I Opponents

Air Force	15-1	Dayton	1-1	Iowa State	5-4	Nevada	3-0	San Diego	6-0	UC Riverside	3-0
Alabama	1-3	Detroit Mercy	3-0	Kansas	1-1	New Mexico State	10-2	San Diego State	7-8	UC Santa Barbara	2-0
Alabama State	1-0	Drake	14-2	Kent State	1-0	New Orleans	1-0	Santa Clara	1-0	UMKC (Missouri-Kansas City)	2-0
Arizona	3-6	Drexel	1-0	Kentucky	4-3	Nicholls State	2-0	SMU	1-0	UNC Asheville	1-0
Arizona State	8-2	Duke	0-3	Liberty	1-0	North Carolina	0-3	South Carolina State	1-0	UNC Charlotte	0-1
Boise State	4-0	Duquesne	1-0	Long Beach State	6-0	North Dakota	1-0	South Dakota State	0-1	UNC Greensboro	1-0
Boston College	1-0	East Carolina	0-1	Longwood	1-0	Northern Arizona	1-0	Southeast Missouri State	2-0	UNC Wilmington	1-0
Boston University	1-0	Eastern Illinois	2-0	Louisiana Tech	3-0	Northern Illinois	1-0	Southern Illinois	6-2	UNLV	8-7
Bowling Green	2-0	Eastern Washington	2-0	Louisiana-Lafayette	2-1	Northern Iowa	11-6	Southern Methodist	1-0	USC	9-4
Bradley	6-5	Evansville	3-6	Louisville	2-1	Northwestern	8-6	Southern Mississippi	2-0	Utah	9-7
Butler	1-1	Fairfield	1-0	Loyola Marymount	1-0	Northwestern State	2-1	Southern Utah	1-0	Valparaiso	3-0
BYU	5-4	Florida	0-1	LSU	0-1	Northwood	1-0	St. Bonaventure	1-0	VCU	0-1
Cal Poly	1-0	Florida Atlantic	1-0	Maryland	0-1	Notre Dame	0-1	Stanford	5-5	Villanova	0-1
Cal State Fullerton	1-0	Kansas	1-3	Maryland Eastern Shore	2-0	Oakland	1-0	Stephen F. Austin	2-0	Virginia Tech	0-1
California	7-4	Florida State	0-1	McNeese State	1-0	Ohio	1-0	TCU	8-4	Wake Forest	0-1
Centenary	2-0	Fresno State	3-0	Memphis	1-0	Ohio State	9-8	Tennessee	1-1	Washington	5-3
Central Arkansas	1-0	George Mason	1-0	Mercer	2-0	Oklahoma	0-1	Tennessee State	1-0	Washington State	6-2
Central Florida	0-1	Georgia State	1-0	Miami (Ohio)	1-0	Oklahoma State	1-0	Tennessee-Martin	1-0	Weber State	2-0
Chattanooga	2-0	Georgia Tech	2-1	Michigan	7-8	Oral Roberts	1-1	Texas	1-1	Western Carolina	1-0
Cincinnati	2-3	Gonzaga	1-2	Michigan State	6-9	Oregon	4-6	Texas A&M	2-0	Western Illinois	1-0
Coastal Carolina	1-0	Grambling State	1-0	Minnesota	11-5	Oregon State	6-4	Texas El Paso	2-1	Western Michigan	1-0
Colgate	1-0	Harvard	0-1	Mississippi	1-1	Pacific	1-0	Texas Pan American	2-0	Wichita State	5-3
Colorado	7-2	Hawaii	3-0	Mississippi State	0-1	Penn State	11-4	Texas San Antonio	2-0	Wisconsin	6-12
Colorado State	10-2	Houston Baptist	1-0	Missouri	3-5	Pepperdine	1-0	Texas Southern	3-0	Wisconsin Green Bay	1-0
Connecticut	2-0	Idaho	2-1	Missouri State	1-0	Portland	2-0	Texas Tech	4-4	Wisconsin Milwaukee	1-0
Coppin State	1-0	Idaho State	1-0	Monmouth	0-1	Prairie View A&M	1-0	The Citadel	2-0	Wyoming	12-2
Cornell	1-0	Illinois	4-10	Montana	1-0	Presbyterian	1-0	Toledo	1-0		
Creighton	8-8	Illinois Chicago	1-0	Montana State	3-0	Purdue	9-6	Troy State	1-0		
CSU Bakersfield	2-0	Illinois State	4-6	Morehead State	2-0	Robert Morris	1-0	Tulsa	4-1		
CSUN	3-0	Indiana	8-7	N.C. State	1-1	Sacramento State	1-0	UAB	2-0		
Davidson	1-0	Indiana State	8-2	Nebraska	2-0	Saint Louis	6-3	UC Irvine	1-0		

ABOUT UCLA's COACHING STAFF



Duane Broussard

Alma Mater: Bradley '93

Associate Head Coach, 5th season

- Currently in his fifth season on UCLA's coaching staff ... spent 10 seasons working with the men's basketball program at the University of New Mexico prior to his arrival in Westwood ... is the only member of this coaching staff who worked with Steve Alford at the University of New Mexico.
- Now in his 10th season working alongside Steve Alford ... helped UCLA post a 96-45 overall record in his first four seasons at UCLA ... helped to lead the Bruins to Sweet 16 appearances in 2014, 2015 and 2017 ... through 23 previous years on college staffs, his teams have gone 478-258 (.649 win percentage).

• New Mexico posted a .655 win percentage in his 10 seasons on staff ... in his final two years, the Lobos won the Mountain West Conference's regular-season and tournament titles (combined 57-13 record).

• While at UCLA and New Mexico, he has been responsible for 13 NBA Draft selections (10 first-round picks) ... at UCLA: Zach LaVine (2014), Jordan Adams (2014), Kyle Anderson (2014), Kevon Looney (2015), Norman Powell (2015), Lonzo Ball (2017), TJ Leaf (2017), Jonah Bolden (2017), Ike Anigbogu (2017) ... at New Mexico: Danny Granger (2005), J.R. Giddens (2008), Darrington Hobson (2010) and Tony Snell (2013).

• Served on the men's basketball staff at Bradley University (Peoria, Ill.) for nine seasons, working as an assistant coach the final six years (1997-2002) under head coach Jim Molinari ... four-year basketball letterwinner at Bradley from 1990-93 ... graduated from Bradley in 1993 with degrees in criminal justice and sociology ... earned a master's degree in public service administration from Bradley in 1997.



David Grace

Alma Mater: Park University '03

Assistant Coach, 5th season

- Has helped lead UCLA to a 96-45 overall record the previous four seasons ... joined UCLA's coaching staff in April 2013 after five seasons as an assistant coach at Oregon State.
- Has been a part of three UCLA teams that have advanced to the NCAA Tournament's Sweet 16 (2014, 2015, 2016) ... also has helped the Bruins secure three recruiting classes ranked in the top-five, nationally.

• Now in his fifth season in Westwood, has helped the Bruins produce nine NBA Draft selections (including six first-round picks): Zach LaVine (2014), Jordan Adams (2014), Kyle Anderson (2014), Kevon Looney (2015), Norman Powell (2015), Lonzo Ball (2017), TJ Leaf (2017), Jonah Bolden (2017) and Ike Anigbogu (2017).

• In his five seasons at Oregon State, helped the Beavers record their most wins (78, during a five-year span) since 1988 to 1992 ... proved instrumental in OSU recruiting Roberto Nelson and Joe Burton from southern California to Oregon State ... Nelson led the Pac-12 in scoring in conference games in 2012-13 and was conference's leading scorer in 2013-14 ... Burton served as team captain during his senior year (2012-13) and produced over 1,000 career points, 700 rebounds and 300 assists.

• A military veteran who served in Operation Desert Storm, he rose through the high school and college coaching ranks prior to his arrival at Oregon State ... has played, coached and refereed basketball games across America and on three continents ... began his collegiate coaching career at Sacramento State (2006-07) before serving as an assistant coach at the University of San Francisco.

• Worked as a high school teacher and head coach in Arizona in the mid-2000s after having served 20 years in the United States' Air Force ... has degrees in logistical and social services from the Air Force and earned his bachelor's of science degree in management and human resources from Park University in 2003 ... began coaching basketball with Boo Williams' AAU program in Hampton, Virginia in 2003.



Tyus Edney

Alma Mater: UCLA '97

Assistant Coach, 1st season

- Promoted to assistant coach in April 2017 after having served as UCLA's Director of Operations the previous seven seasons ... as Director of Operations, handled day-to-day logistical and administrative duties.
- Over the previous seven seasons working at UCLA, the Bruins' program has advanced to five NCAA Tournaments and made three trips to the Sweet 16 (2014, 2015 and 2017).

• Among the all-time great point guards at UCLA, Edney led UCLA to the 1995 NCAA Championship as a senior ... he enjoyed a tremendous four-year collegiate career (1992-95) and still ranks second on the school's all-time assists list (652), third in free throws made (450), third in steals (224) and 21st in scoring (1,515 points).

• Played four seasons in the NBA (1996-98, 2001) for the Sacramento Kings, Boston Celtics and Indiana Pacers and spent nearly 10 years competing internationally in Europe ... was a three-time first-team All-Pac-10 selection at UCLA.

MISCELLANEOUS STATS

CAREER TOTALS (alphabetical by class)

PLAYER	GP	PTS	REB	AST
György G.G. Goloman	106	350	267	75
Ikenna Okwarabizie	27	8	20	0
Thomas Welsh	120	1096	897	89
Alec Wulff	29	20	1	4
Aaron Holiday	89	1169	276	393
Prince Ali	50	315	90	45
Armani Dodson	3	2	3	0
Alex Olesinski	44	132	132	14
Isaac Wulff	7	7	2	0
Jaylen Hands	20	227	80	55
Chris Smith	21	95	42	13
Joseph Wallace	2	0	1	0
Kris Wilkes	21	286	113	34

PLAYER	GAMES PLAYED		STARTS	
	17-18	CAREER	17-18	CAREER
Prince Ali	21	50	16	16
Armani Dodson	0	3	0	0
György G.G. Goloman	21	106	20	25
Jaylen Hands	20	20	6	6
Aaron Holiday	21	89	21	53
Ikenna Okwarabizie	7	26	0	0
Alex Olesinski	21	44	0	0
Chris Smith	21	21	0	0
Joseph Wallace	2	2	0	0
Thomas Welsh	21	120	21	82
Kris Wilkes	21	21	21	21
Alec Wulff	7	29	0	0
Isaac Wulff	2	7	0	0

PLAYER	DOUBLE-FIGURE POINTS		DOUBLE-FIGURE REBOUNDS	
	17-18	CAREER	17-18	CAREER
Prince Ali	11	14	0	0
György G.G. Goloman	5	6	0	0
Jaylen Hands	13	13	0	0
Aaron Holiday	20	64	0	0
Alex Olesinski	2	2	1	1
Chris Smith	3	3	0	0
Thomas Welsh	15	59	14	36
Kris Wilkes	16	16	1	1

DOUBLE-DOUBLES

PLAYER	2017-18	CAREER
Thomas Welsh	12	31
Aaron Holiday	1	*2
Kris Wilkes	1	1

*one double-double in 2016-17 was of the point-assist variety

30+ POINTS

PLAYER	2017-18	CAREER
Aaron Holiday	2	2

20+ POINTS

PLAYER	2017-18	CAREER
Aaron Holiday	10	13
Thomas Welsh	2	6
Kris Wilkes	4	4
Prince Ali	2	2
Jaylen Hands	2	2

10+ REBOUNDS

PLAYER	2017-18	CAREER
Thomas Welsh	14	36
Alex Olesinski	1	1
Kris Wilkes	1	1

10+ ASSISTS

PLAYER	2017-18	CAREER
Aaron Holiday	0	1


UCLA's RADIO/TV ROSTER



0
ALEX OLESINSKI
 R-SO, F – 6-10, 200
 PPG: 5.0 RPG: 4.1
 GP/GS: 21/0




2
CODY RILEY
 FR, F – 6-10, 260
 PPG: – RPG: –
 GP/GS: –



3
AARON HOLIDAY
 JR, G – 6-1, 185
 PPG: 18.9 RPG: 3.7 APG: 5.1
 GP/GS: 21/21




4
JAYLEN HANDS
 FR, G – 6-3, 175
 PPG: 11.4 RPG: 4.0 APG: 2.8
 GP/GS: 20/6



5
CHRIS SMITH
 FR, G – 6-9, 200
 PPG: 4.5 RPG: 2.0
 GP/GS: 21/0



10
ISAAC WULFF
 SO, G – 6-3, 185
 PPG: 1.0 RPG: 0.0
 GP/GS: 2/0




13
KRIS WILKES
 FR, G – 6-8, 195
 PPG: 13.6 RPG: 5.4
 GP/GS: 21/21



14
GYÖRGY "G.G." GOLOMAN
 SR, F – 6-11, 225
 PPG: 6.9 RPG: 4.2
 GP/GS: 21/20



21
ALEC WULFF
 SR, G – 6-3, 190
 PPG: 1.1 RPG: 0.0
 GP/GS: 7/0



22
ARMANI DODSON
 SO, G – 6-5, 200
 PPG: 0.0 RPG: 1.0
 GP/GS: 2/0




23
PRINCE ALI
 R-SO, G – 6-3, 190
 PPG: 9.6 RPG: 2.8
 GP/GS: 21/16



24
JALEN HILL
 FR, F – 6-10, 230
 PPG: – RPG: –
 GP/GS: –



30
JOSEPH WALLACE
 FR, G – 6-2, 185
 PPG: 0.0 RPG: 0.5
 GP/GS: 2/0



34
IKENNA OKWARABIZIE
 SR, C – 6-9, 255
 PPG: 0.9 RPG: 1.3
 GP/GS: 7/0



40
THOMAS WELSH
 SR, C – 7-0, 255
 PPG: 12.6 RPG: 10.5
 GP/GS: 21/21



STEVE ALFORD
 HEAD COACH
 5th Year at UCLA
 27th Year Overall



DUANE BROUSSARD
 ASSOCIATE HEAD COACH
 5th Year



DAVID GRACE
 ASSISTANT COACH
 5th Year



TYUS EDNEY
 ASSISTANT COACH
 1st Year

PAC-12 CONFERENCE

2017-18 Pac-12 Standings (thru Jan. 26)

Team	Pac-12	Pct.	GB	Overall	Pct.
Arizona	7-1	.875	—	17-4	.810
USC	7-2	.778	0.5	16-6	.727
Stanford	5-3	.625	2.0	11-10	.524
Washington	4-3	.571	2.0	14-6	.700
UCLA	5-4	.556	2.5	14-7	.667
Utah	5-4	.556	2.5	13-7	.650
Colorado	4-5	.444	3.5	12-9	.571
Oregon	3-4	.429	3.0	13-7	.650
Oregon State	3-4	.429	3.0	11-8	.579
Arizona State	3-5	.375	4.0	15-5	.750
Washington State	1-6	.143	5.0	9-10	.474
California	1-7	.125	6.0	7-14	.333

2016-17 Final Pac-12 Standings

Team	Pac-12	Pct.	GB	Overall	Pct.
Arizona	16-2	.889	—	32-5	.865
Oregon	16-2	.889	—	33-6	.846
UCLA	15-3	.833	1.0	31-5	.861
Utah	11-7	.611	5.0	20-12	.625
California	10-8	.556	6.0	21-13	.618
USC	10-8	.556	6.0	26-10	.722
Colorado	8-10	.444	8.0	19-15	.559
Arizona State	7-11	.389	9.0	15-18	.455
Stanford	6-12	.333	10.0	14-17	.452
Washington State	6-12	.333	10.0	13-18	.419
Washington	2-16	.111	14.0	9-22	.290
Oregon State	1-17	.056	15.0	5-27	.156

PAC-12 SCOREBOARD

Saturday, Jan. 20

Arizona 73, Stanford 71
 Washington 72, at Colorado 62
 USC 74, Oregon State 67
 at Oregon 94, UCLA 91
 Arizona State 81, at California 73

Sunday, Jan. 21

at Utah 82, Washington State 69

Wednesday, Jan. 24

at USC 69, Stanford 64

Thursday, Jan. 25

at Arizona 80, Colorado 71
 Utah 80, at Arizona State 77 (OT)
 at UCLA 70, California 57

UPCOMING PAC-12 GAMES

Saturday, Jan. 27

Utah at Arizona (FOX) 2:30 p.m.
 Colorado at Arizona State (ESPNU) 5 p.m.
 Oregon State at Oregon (P12N) 5 p.m.
 Stanford at UCLA (P12N) 7:30 p.m.

Sunday, Jan. 28

California at USC (P12N) 1 p.m.
 Washington State at Washington (ESPNU) 5 p.m.

Wednesday, Jan. 31

Arizona at Washington State (P12N) 7 p.m.

Thursday, Feb. 1

Oregon at California (P12N) 6 p.m.
 Arizona State at Washington (P12N) 8 p.m.
 Oregon State at Stanford (FS1) 8 p.m.

Thursday, Feb. 2

Utah at Colorado (FS1) 6 p.m.

Saturday, Feb. 3

Oregon at Stanford (FOX) 2 p.m.
 USC at UCLA (ESPNU) 3 p.m.
 Oregon State at California (P12N) 5 p.m.
 Arizona at Washington (P12N) 7:30 p.m.

Game times listed are Pacific.

UCLA'S RECORD WHEN ...

UCLA leads at halftime	10-2	UCLA's starting frontline outscorers OPP's	8-3
UCLA trails at halftime	3-5	OPP's starting frontline outscorers UCLA's	6-4
Tied at halftime	1-0	Frontline scoring is the same	0-0
UCLA builds a 10-point lead	13-2	UCLA's starting backcourt outscorers OPP's	10-3
UCLA trails by 10 points	3-4	OPP's starting backcourt outscorers UCLA's	4-4
UCLA leads with five minutes left	13-2	Backcourt scoring is the same	0-0
UCLA trails with five minutes left	1-5	UCLA's bench outscorers OPP's bench	6-3
There is a tie with five minutes left	0-0	OPP's bench outscorers UCLA's bench	8-4
UCLA leads with one minute left	13-2	Bench scoring is the same	0-0
UCLA trails with one minute left	0-5	Record on Mondays	0-1
There is a tie with one minute left	1-0	Record on Tuesdays	2-0
UCLA shoots better from the field	12-2	Record on Wednesdays	2-0
UCLA shoots worse from the field	1-5	Record on Thursdays	2-2
UCLA shoots the same from the field	1-0	Record on Fridays	2-0
UCLA shoots 50% or better from the field	5-1	Record on Saturdays	3-4
UCLA shoots less than 50% from the field	9-6	Record on Sundays	3-0
OPP shoots 50% or better from the field	0-1	Record in November	6-1
OPP shoots less than 50% from the field	14-6	Record in December	5-2
UCLA makes more 3-point field goals	9-2	Record in January	3-4
UCLA makes fewer 3-point field goals	5-3	Record in February	0-0
Three-point field goals are the same	0-2	Record in March	0-0
UCLA shoots better from 3-point range	9-1	UCLA scores first	8-4
UCLA shoots worse from 3-point range	4-6	OPP scores first	6-3
UCLA shoots the same from 3-point range	1-0	UCLA scores fewer than 60 points	0-1
UCLA shoots > than 40% from 3-point range	7-1	UCLA scores between 60-69 points	1-3
UCLA shoots < than 40% from 3-point range	7-6	UCLA scores between 70-79 points	4-0
OPP shoots > than 40% from 3-point range	4-4	UCLA scores between 80-89 points	4-1
OPP shoots < than 40% from 3-point range	10-3	UCLA scores between 90-99 points	2-2
UCLA makes the same or more free throws	12-2	UCLA scores 100 or more points	3-0
UCLA makes less free throws	2-5	OPP scores 100 or more points	1-2
UCLA attempts the same or more FTs	12-4	OPP scores between 90-99 points	0-1
UCLA attempts less free throws	2-3	OPP scores between 80-89 points	3-0
UCLA shoots > than 75% at free-throw line	7-2	OPP scores between 70-79 points	3-2
UCLA shoots < than 75% at free-throw line	7-5	OPP scores between 60-69 points	5-2
OPP shoots > than 75% at free-throw line	3-2	OPP scores fewer than 60 points	2-0
OPP shoots < than 75% at free-throw line	11-5	The game is decided by 1-2 points	1-0
UCLA outrebounds opponent	11-2	The game is decided by 3-4 points	2-1
UCLA is outrebounded by opponent	3-4	The game is decided by 5-6 points	1-1
Rebounds are the same	0-1	The game is decided by 7-9 points	2-3
UCLA has more offensive rebounds	6-2	The game is decided by 10-19 points	4-2
UCLA has fewer offensive rebounds	6-3	The game is decided by 20-plus points	4-0
Offensive rebounds are the same	2-2	UCLA has zero double-figure scorers	0-0
UCLA has more defensive rebounds	13-2	UCLA has one double-figure scorer	0-0
UCLA has fewer defensive rebounds	1-4	UCLA has two double-figure scorers	0-2
Defensive rebounds are the same	0-1	UCLA has three double-figure scorers	2-2
UCLA commits more fouls	1-6	UCLA has four double-figure scorers	6-2
UCLA commits fewer fouls	13-1	UCLA has five double-figure scorers	4-1
Fouls are the same	0-0	UCLA has six double-figure scorers	2-0
UCLA has more assists	9-1	UCLA has seven double-figure scorers	0-0
UCLA has fewer assists	4-6	OPP has zero double-figure scorers	0-0
Assists are the same	1-0	OPP has one double-figure scorer	0-1
UCLA commits more turnovers	6-4	OPP has two double-figure scorers	3-0
UCLA commits fewer turnovers	7-3	OPP has three double-figure scorers	7-1
Turnovers are the same	1-0	OPP has four double-figure scorers	3-2
UCLA has more blocks	12-4	OPP has five double-figure scorers	1-3
UCLA has fewer blocks	2-3	OPP has six double-figure scorers	0-0
Blocks are the same	0-0	OPP has seven double-figure scorers	0-0
UCLA has more steals	8-4	UCLA has more double-figure scorers	12-2
UCLA has fewer steals	5-3	UCLA has fewer double-figure scorers	0-5
Steals are the same	1-0	Double-figure scorers are the same	2-0

THE LAST TIME . . .

100 Points Scored

By UCLA	107 at California (1/6/18)
By Opponent	107 at Stanford, 2-OT (1/4/18)

40+ Point Victory

By UCLA	41 (107-66) at Washington (2/4/17)
By Opponent	41 (109-68) vs. North Carolina (11/27/97)

30+ Point Victory

By UCLA	33 (106-73) vs. Detroit Mercy (12/3/17)
By Opponent	32 (71-39) at Utah (1/4/15)

20+ Point Victory

By UCLA	23 (107-84) at California (1/6/18)
By Opponent	24 (95-71) vs. USC (3/9/16)

Overtime Game

UCLA Win	106-101 vs. Central Arkansas (11/15/17)
UCLA Loss	99-107 at Stanford, 2-OT (1/4/18)

Double Overtime Game

UCLA Win	86-81 vs. Stanford (1/8/15)
UCLA Loss	99-107 at Stanford (1/4/18)

Seven or More Players in Double-Figure Scoring

By UCLA	7 vs. Pacific (11/11/16)
By Opponent	unknown

Six or More Players in Double-Figure Scoring

By UCLA	6 at California (1/6/18)
By Opponent	6 vs. Arizona (1/21/17)

Five or More Players in Double-Figure Scoring

By UCLA	5 at Oregon (1/20/18)
By Opponent	5 at Oregon State (1/18/18)

Zero Players Scoring in Double Figures

By UCLA	none since prior to 1991-92
By Opponent	0 vs. CSUN (11/29/15)

Made 40-49 Field Goals

By UCLA	42-of-78 vs. USC (2/18/17)
By Opponent	41-of-80 at Duke (2/22/98)

Made 50 or More Field Goals

By UCLA	none since prior to 1989-90
By Opponent	none since prior to 1989-90

Made Fewer Than 20 Field Goals

By UCLA	16 at Arizona (2/21/15)
By Opponent	19 vs. Washington (12/31/17)

Had 70-79 Field Goal Attempts

By UCLA	77 at Stanford (1/4/18)
By Opponent	73 at California (1/6/18)

Had 80-89 Field Goal Attempts

By UCLA	84 vs. Cal State Fullerton (11/16/09)
By Opponent	83 vs. UC Santa Barbara (12/14/16)

Had 90-99 Field Goal Attempts

By UCLA	91 vs. Cincinnati (3/17/02)
By Opponent	none since prior to 1989-90

Had Fewer Than 40 Field Goal Attempts

By UCLA	39 vs. Oregon State (2/12/11)
By Opponent	39 at Oregon State (1/2/09)

Shot 50 Percent Or Better From The Field

By UCLA	51.9 (27-52) at Oregon (1/20/18)
By Opponent	51.4 (38-74) at Stanford (1/4/18)

Shot 60 Percent Or Better From The Field

By UCLA	62.7 (37-59) vs. Kent State (3/17/17)
By Opponent	61.2 (30-49) at Stanford (2/27/16)

Shot Less Than 30 Percent From The Field

By UCLA	28.1 (15-52) at Utah (1/4/15)
By Opponent	27.9 (19-68) vs. Washington (12/31/17)

Made 10 or More 3-Pointers

By UCLA	11-of-24 at Oregon (1/20/18)
By Opponent	11-of-32 at Oregon (1/20/18)

Made 15 or More 3-Pointers

By UCLA	17-of-30 at California (1/6/18)
By Opponent	18-of-35 vs. Central Arkansas (11/15/17)

Made Zero 3-Pointers

By UCLA	0-for-14 vs. Stanford (2/3/00)
By Opponent	0-for-13 vs. California (1/3/13)

Attempted 30 or More 3-Pointers

By UCLA	30 (17-30) at California (1/6/18)
By Opponent	32 (11-32) at Oregon (1/20/18)

Shot Over 60 Percent From 3-Point Range

By UCLA	62.5 (15-24) vs. Michigan (12/10/16)
By Opponent	69.2 (9-13) at Oregon (1/24/15)

Shot Over 70 Percent From 3-Point Range

By UCLA	76.5 (13-17) vs. Northwestern (11/29/13)
By Opponent	90.9 (10-11) vs. Middle Tennessee State (11/15/11)

Shot Less Than 20 Percent From 3-Point Range

By UCLA	11.8 (2-17) vs. CSU Bakersfield (11/29/17)
By Opponent	7.4 (2-27) vs. Washington (12/31/17)

Made 30-39 Free Throws

By UCLA	31-of-39 vs. CSUN (11/13/16)
By Opponent	30-of-42 vs. Wake Forest (11/25/15)

Made 40 or More Free Throws

By UCLA	none since prior to 1989-90
By Opponent	none since prior to 1989-90

Made 5 or Fewer Free Throws

By UCLA	5-of-6 vs. Oregon State (2/12/17)
By Opponent	4-of-6 vs. South Carolina State (11/17/17)

Had 40 or More Free Throw Attempts

By UCLA	26-of-40 vs. UC Irvine (11/26/17)
By Opponent	29-of-45 at Arizona (2/12/16)

Had 50 or More Free Throw Attempts

By UCLA	38-of-50 at Washington (1/1/16)
By Opponent	none since prior to 1989-90

Shot 80 Percent or Better From the Free Throw Line

By UCLA	81.3 (26-32) at Oregon (1/20/18)
By Opponent	82.6 (19-23) at Oregon (1/20/18)

Shot 90 Percent or Better From the Free Throw Line

By UCLA	100.0 (8-8) vs. USC (2/18/17)
By Opponent	90.5 (19-21) vs. Arizona (1/21/17)

Shot 100 Percent From the Free Throw Line

By UCLA	8-for-8 vs. USC (2/18/17)
By Opponent	3-for-3 vs. Idaho State (12/15/07)

Had 50-59 Rebounds

By UCLA	51 vs. South Carolina State (11/17/17)
By Opponent	53 at Stanford (1/4/18)

Had 60 or More Rebounds

By UCLA	60 vs. Monmouth (11/13/15)
By Opponent	none since prior to 1989-90

Had 20-29 Assists

By UCLA	22 at California (1/6/18)
By Opponent	21 vs. Central Arkansas (11/15/17)

Had 30 or More Assists

By UCLA	30 vs. Arizona State (1/19/17)
By Opponent	none since prior to 1989-90

Had 10 or More Blocks

By UCLA	10 vs. UC Santa Barbara (12/14/16)
By Opponent	13 vs. Kentucky (12/20/14)

Had 15 or More Steals

By UCLA	15 vs. Long Beach State (11/23/14)
By Opponent	16 vs. Monmouth (11/13/15)

Had 20 or More Steals

By UCLA	20 vs. Wyoming (12/23/08)
By Opponent	22 vs. Maryland (11/27/98)

Committed at Least 20 Turnovers

By UCLA	20 at Michigan (12/9/17)
By Opponent	20 vs. Washington (3/1/17)

Committed Fewer Than 10 Turnovers

By UCLA	9 at Oregon State (1/18/18)
By Opponent	8 at Oregon (1/20/18)

THE LAST TIME . . .

30 or More Points Scored

UCLA 33, Aaron Holiday, at Stanford (1/4/18)
 Opponent 35, Jordan Howard, vs. Central Arkansas (11/15/17)

35 or More Points Scored

UCLA 37, Bryce Alford, at Colorado (1/12/17)
 Opponent 35, Jordan Howard, vs. Central Arkansas (11/15/17)

40 or More Points Scored

UCLA 44, Jason Kapono, at Washington State (1/4/03)
 Opponent 40, Eddie House, Arizona State (2/17/00)

Two or More Players Scored 20+ Points

UCLA Aaron Holiday (20), Kris Wilkes (20), vs. Kentucky (12/23/17)
 Opponent Dorian Pickens (26), Daejon Davis (22), Stanford (1/4/18)

Three or More Players Scored 20+ Points

UCLA L. Ball (22), B. Alford (21), A. Holiday (20), T. Leaf (20) at Washington (2/4/17)
 Opponent J. Brown (22), J. Clarkson (21), E. Ross (20), Missouri (12/7/13)

Two or More Players Scored 25+ Points

UCLA N. Powell (27), J. Adams (25), vs. James Madison (11/15/12)
 Opponent C. Douglas-Roberts (28), D. Rose (25), Memphis (4/5/08)

Made 15 or More Field Goals

UCLA 15 (15-23), Don MacLean, at Arizona (1/11/92)
 Opponent 15 (15-22), Eddie House, Arizona State (2/17/00)

Made 18 or More Field Goals

UCLA none since prior to 1980-81
 Opponent 18 (18-29), Otis Birdsong, Houston (1/2/77)

Made 6 or More 3-Pointers

UCLA Bryce Alford, 8-for-14, vs. Washington (3/1/17)
 Opponent George King, 6-for-10, vs. Colorado (1/13/18)

Made 7 or More 3-Pointers

UCLA Bryce Alford, 8-for-14, vs. Washington (3/1/17)
 Opponent Jordan Howard, 8-for-15, vs. Central Arkansas (11/15/17)

Made 8 or More 3-Pointers

UCLA Bryce Alford, 8-for-14, vs. Washington (3/1/17)
 Opponent Jordan Howard, 8-for-15, vs. Central Arkansas (11/15/17)

Made 9 or More 3-Pointers

UCLA Isaac Hamilton, 9-for-14, vs. Arizona State (1/19/17)
 Opponent has never occurred

Made 10 or More 3-Pointers

UCLA has never occurred
 Opponent has never occurred

Made 10 or More Free Throws

UCLA Aaron Holiday, 11-of-12, at Oregon State (1/18/18)
 Opponent De'Aaron Fox, 13-of-15, vs. Kentucky (3/24/17)

Made 15 or More Free Throws

UCLA Bryce Alford, 17-of-18, at Washington (1/1/16)
 Opponent Andrew Andrews, 17-of-19, at Washington (1/1/16)

Attempted 20 or More Free Throws

UCLA none since prior to 1996-97
 Opponent none since prior to 1996-97

Was Perfect With 15 or More Free Throws

UCLA Jordan Adams, 16-of-16, vs. UC Irvine (11/13/12)
 Opponent none since prior to 1996-97

Had 15 or More Rebounds

UCLA Thomas Welsh, 15, vs. South Carolina State (11/17/17)
 Opponent Marcus Lee, 15, vs. California (1/6/18)

Had 20 or More Rebounds

UCLA Kevin Love, 21, at Oregon State (1/26/08)
 Opponent Ivan Rabb, 20, vs. California (1/5/17)

Had 25 or More Rebounds

UCLA 27, Bill Walton, vs. Maryland (12/1/73)
 Opponent none since prior to 1996-97

Two Players Had 10 or More Rebounds

UCLA Thomas Welsh (14), Aaron Holiday (11), vs. Washington State (12/29/17)
 Opponent Reid Travis (11), Dorian Pickens (10), Stanford (1/4/18)

Two or More Players Had Double-Doubles

UCLA Holiday (33 p, 11 r), Welsh (12 p, 14 r), vs. Washington State (12/29/17)
 Opponent D. Pickens (26 p, 10 r), R. Travis (18 p, 11 r), Stanford (1/4/18)

Shot 100 Percent From the Field (min. 10 attempts)

By UCLA none since prior to 1991-92
 By Opponent none since prior to 1991-92

Shot 100 Percent from 3-Point Range (min. 5 attempts)

By UCLA Aaron Holiday, 5-for-5, vs. Washington State (12/29/17)
 By Opponent Jared Stohl, 5-for-5, Portland (11/26/09)

Had 10 or More Assists

By UCLA Aaron Holiday, 11, vs. Kent State (3/17/17)
 By Opponent Jordan McLaughlin, 10, USC (2/4/16)

Had 10 or More Assists and Zero Turnovers

By UCLA Bryce Alford, 11 assists, at Arizona State (2/14/16)
 By Opponent Zack Rosen, 10 assists, Pennsylvania (12/10/11)

Had 15 or More Assists

By UCLA Darren Collison, 15, at Arizona (2/17/07)
 By Opponent Phil Pressey, 19, Missouri (12/28/12)

Had 20+ Points and 10+ Rebounds

By UCLA Aaron Holiday (33 pts, 11 rbs), vs. Washington State (12/29/17)
 By Opponent George King (26 pts, 10 rbs), vs. Colorado (1/13/18)

Had 20+ Points and 15+ Rebounds

By UCLA TJ Leaf (22 pts, 15 rbs), vs. Pacific (11/11/16)
 By Opponent Jimmy Hall (20 pts, 15 rbs), vs. Kent State (3/17/17)

Had 20+ Points and 20+ Rebounds

By UCLA none since prior to 1996-97
 By Opponent Todd MacCullough (26 pts, 21 rbs), Washington (1/31/99)

Had 25+ Points and 15+ Rebounds

By UCLA Kevon Looney (27 pts, 19 rbs), vs. Stanford (1/8/15)
 By Opponent Shawn Long (26 pts, 16 rbs), Louisiana-Lafayette (12/15/15)

Had 10+ Points and 10+ Assists

By UCLA Aaron Holiday (15 pts, 11 ast), vs. Kent State (3/17/17)
 By Opponent T.J. McConnell (10 pts, 11 ast), Arizona (3/13/15)

Had 15+ Points and 10+ Assists

By UCLA Aaron Holiday (15 pts, 11 ast), vs. Kent State (3/17/17)
 By Opponent Askia Booker (16 pts, 12 ast), Colorado (2/13/14)

Had 20+ Points and 10+ Assists

By UCLA Lonzo Ball (20 pts, 11 ast), vs. Long Beach State (11/20/16)
 By Opponent Draymond Green (23 pts, 10 ast), Michigan State (3/17/11)

Had 5 or More Steals

By UCLA Aaron Holiday, 5, vs. Central Arkansas (11/15/17)
 By Opponent Matisse Thybulle, 6, at Washington (2/4/17)

Had 8 or More Steals

By UCLA Jordan Adams, 8, vs. Sacramento State (11/18/13)
 By Opponent Quinn Cook, 8, Duke (12/19/13)

Had 5 or More Blocks

By UCLA Thomas Welsh, 5, vs. Monmouth (11/13/15)
 By Opponent Josh Huestis, 5, Stanford (2/22/14)

Had 7 or More Blocks

By UCLA Tyler Honeycutt, 8, vs. Oregon State (2/12/11)
 By Opponent Jarvis Varnado, 7, vs. Mississippi State (12/12/09)

Had 20+ Points and 5+ Blocks

By UCLA Jerome Moiso (22 pts, 5 blocks), vs. Arizona State (1/22/00)
 By Opponent Josh Huestis (22 pts, 5 blocks), Stanford (2/22/14)

Recorded a Triple-Double

By UCLA Kyle Anderson (13p, 12r, 11a), vs. Morehead State (11/22/13)
 By Opponent Draymond Green (23p, 11r, 10a), Michigan State (3/17/11)

Played 45 or More Minutes

By UCLA Aaron Holiday, 48, at Stanford, 2-OT (1/4/18)
 By Opponent Daejon Davis, 45, Stanford 2-OT (1/4/18)

Scored 20 or More Points off the Bench

By UCLA Jaylen Hands, 23, vs. Detroit Mercy (12/3/17)
 By Opponent Mitch Ballock, 22, Creighton (11/20/17)

Scored 25 or More Points off the Bench

By UCLA Jordan Adams, 25, vs. James Madison (11/15/12)
 By Opponent Trevor Releford, 34, Alabama (12/28/13)

Recorded 10 or More Rebounds off the Bench

By UCLA Alex Olesinski, 10, vs. South Carolina State (11/17/17)
 By Opponent Chimezie Metu, 11, USC (3/9/16)

Game No. 7 – November 29, 2017
Pauley Pavilion – Los Angeles, Calif.
UCLA 75, CSU Bakersfield 66

Game No. 8 – December 3, 2017
Pauley Pavilion – Los Angeles, Calif.
UCLA 106, Detroit Mercy 73

Game No. 9 – December 9, 2017
Crisler Center – Ann Arbor, Mich.
Michigan 78, UCLA 69 (OT)

CSU BAKERSFIELD 66

NAME	FG	3FG	FT	R	PF	TP	A	MIN
Briggs	1-8	0-1	5-6	6	1	7	2	25
Aly	2-4	0-0	1-2	1	5	5	0	13
Joiner	6-13	4-8	4-4	4	2	20	0	32
Wrapp	0-1	0-1	0-0	6	5	0	3	27
Holden	4-13	2-6	0-0	3	1	10	4	28
Suber	0-1	0-0	0-0	1	1	0	0	2
Davis	1-5	0-2	3-4	4	2	5	0	11
McCall	0-1	0-0	0-0	1	1	0	1	3
Ndoye	0-2	0-0	2-2	2	5	2	0	18
Lee	1-2	0-1	0-0	4	1	2	0	10
Durham	5-17	4-14	1-2	3	1	15	1	31
TOTALS	20-67	10-33	16-20	42	25	66	11	200

UCLA 75

NAME	FG	3FG	FT	R	PF	TP	A	MIN
Goloman	5-8	0-1	0-0	6	3	10	1	25
Welsh	4-7	1-1	4-5	10	4	13	0	29
Holiday	7-13	0-5	2-4	7	4	16	6	35
Wilkes	4-11	0-2	3-6	7	4	11	2	26
Ali	2-5	0-2	2-3	3	1	6	2	25
Olesinski	3-4	1-2	1-2	4	1	8	0	22
Hands	0-5	0-2	7-8	4	0	7	4	24
Smith	2-6	0-2	0-0	1	2	4	0	14
TOTALS	27-59	2-17	19-28	45	19	75	15	200

Halftime Score – UCLA 29, CSU Bakersfield 27. Team Rebounds – CSU Bakersfield 7, UCLA 3. Turnovers – UCLA 14, CSU Bakersfield 11. Technicals – None. Attendance: 5,973. Officials – Tony Padilla, Tom O'Neill, Frank Harvey III.

DETROIT MERCY 73

NAME	FG	3FG	FT	R	PF	TP	A	MIN
Ballantyne	0-4	0-2	0-0	2	3	0	2	23
Hogan	4-6	0-0	0-0	3	3	8	0	17
Chatman	5-16	3-8	5-5	7	3	18	1	28
Jackson Jr.	5-10	4-8	0-0	1	2	14	3	33
Allen	7-12	1-4	0-2	3	3	15	3	30
Prince	1-2	0-0	2-2	2	1	4	0	10
Black	0-1	0-1	0-0	0	2	0	1	8
Long	1-2	1-2	0-0	2	0	3	0	6
Eichler	0-0	0-0	0-0	0	0	0	0	2
Ollie	0-0	0-0	1-2	1	0	1	0	2
McFolley	3-7	0-2	0-2	3	1	6	0	18
Blackshear	0-0	0-0	0-1	1	0	0	0	5
Jones	2-5	0-0	0-0	2	2	4	0	18
TOTALS	28-65	9-27	8-14	29	20	73	10	200

UCLA 106

NAME	FG	3FG	FT	R	PF	TP	A	MIN
Goloman	2-4	1-1	0-0	5	0	5	5	25
Welsh	3-6	0-0	2-2	9	1	8	0	26
Holiday	4-8	2-5	4-4	4	2	14	3	28
Wilkes	3-7	1-2	2-4	6	2	9	3	19
Ali	8-12	2-3	2-3	3	1	20	4	22
Olesinski	3-5	0-2	1-1	3	3	7	0	19
Hands	8-13	4-7	3-4	9	0	23	4	24
Smith	5-9	1-2	3-4	1	1	14	1	19
Wulff, I.	0-3	0-2	2-2	0	1	2	0	2
Wulff, A.	0-2	0-1	0-0	0	0	0	0	4
Dodson	0-0	0-0	0-0	1	1	0	0	2
Wallace	0-0	0-0	0-0	1	0	0	0	2
Okwarabizie	2-3	0-0	0-0	3	2	4	0	8
TOTALS	38-72	11-25	19-24	47	14	106	20	200

Halftime Score – UCLA 52, Detroit Mercy 35. Team Rebounds – Detroit Mercy 2, UCLA 2. Turnovers – Detroit Mercy 12, UCLA 8. Technicals – UCLA: Jaylen Hands. Attendance: 6,109. Officials – Tony Padilla, Tom O'Neill, Frank Harvey III.

UCLA 69

NAME	FG	3FG	FT	R	PF	TP	A	MIN
Goloman	3-5	0-1	1-3	4	4	7	3	30
Welsh	8-12	2-2	4-4	10	1	22	1	40
Holiday	9-17	2-5	7-8	4	3	27	7	43
Wilkes	3-5	0-2	0-1	3	3	6	1	31
Ali	1-5	0-1	1-2	5	2	3	0	27
Olesinski	0-3	0-3	0-0	2	3	0	0	11
Hands	1-6	0-3	2-3	5	2	4	1	26
Smith	0-4	0-1	0-0	6	1	0	0	16
Wulff, A.	0-0	0-0	0-0	0	0	0	0	1
TOTALS	25-57	4-18	15-21	41	19	69	13	225

MICHIGAN 78

NAME	FG	3FG	FT	R	PF	TP	A	MIN
Wagner	10-16	3-5	0-3	3	4	23	2	35
Robinson	1-7	0-5	0-0	2	3	2	2	34
Matthews	8-11	2-3	2-10	8	3	20	3	31
Abdur-Rahkman	2-10	2-6	2-2	2	1	8	3	44
Brooks	2-5	1-3	2-2	0	2	7	3	21
Poole	0-3	0-3	1-2	1	0	1	0	11
Simpson	6-9	2-2	1-2	2	1	15	0	24
Livers	0-2	0-2	0-0	7	2	0	1	11
Simmons	0-0	0-0	0-1	0	0	0	1	4
Teske	1-1	0-0	0-0	2	2	2	0	10
TOTALS	30-64	10-29	8-22	30	18	78	15	225

Halftime Score – UCLA 30, Michigan 27. End of Regulation – UCLA 65, Michigan 65. Team Rebounds – Michigan 3, UCLA 2. Turnovers – UCLA 20, Michigan 11. Technicals – None. Attendance: 12,137. Officials – Lamont Simpson, D.J. Carstensen, Kelly Pfeifer.

Game No. 10 – December 16, 2017
Pauley Pavilion – Los Angeles, Calif.
(25) Cincinnati 77, UCLA 63

Game No. 11 – December 19, 2017
Pauley Pavilion – Los Angeles, Calif.
UCLA 85, South Dakota 82

Game No. 12 – December 23, 2017
Smoothie King Center – New Orleans, La.
UCLA 83, (7) Kentucky 75

CINCINNATI 77

NAME	FG	3FG	FT	R	PF	TP	A	MIN
Briggs	1-8	0-1	5-6	6	1	7	2	25
Aly	2-4	0-0	1-2	1	5	5	0	13
Joiner	6-13	4-8	4-4	4	2	20	0	32
Wrapp	0-1	0-1	0-0	6	5	0	3	27
Holden	4-13	2-6	0-0	3	1	10	4	28
Suber	0-1	0-0	0-0	1	1	0	0	2
Davis	1-5	0-2	3-4	4	2	5	0	11
McCall	0-1	0-0	0-0	1	1	0	1	3
Ndoye	0-2	0-0	2-2	2	5	2	0	18
Lee	1-2	0-1	0-0	4	1	2	0	10
Durham	5-17	4-14	1-2	3	1	15	1	31
TOTALS	20-67	10-33	16-20	42	25	66	11	200

UCLA 63

NAME	FG	3FG	FT	R	PF	TP	A	MIN
Goloman	5-8	0-1	0-0	6	3	10	1	25
Welsh	4-7	1-1	4-5	10	4	13	0	29
Holiday	7-13	0-5	2-4	7	4	16	6	35
Wilkes	4-11	0-2	3-6	7	4	11	2	26
Ali	2-5	0-2	2-3	3	1	6	2	25
Olesinski	3-4	1-2	1-2	4	1	8	0	22
Hands	0-5	0-2	7-8	4	0	7	4	24
Smith	2-6	0-2	0-0	1	2	4	0	14
TOTALS	27-59	2-17	19-28	45	19	75	15	200

Halftime Score – Cincinnati 36, UCLA 23. Team Rebounds – UCLA 3, Cincinnati 1. Turnovers – UCLA 18, Cincinnati 9. Technicals – None. Attendance: 10,018. Officials – John Higgins, Chris Rastatter, Nate Harris.

SOUTH DAKOTA 82

NAME	FG	3FG	FT	R	PF	TP	A	MIN
Burch-Manning	2-7	1-2	1-2	5	2	6	0	24
Hagedorn	3-13	2-10	1-4	8	1	9	3	27
Hurst	2-3	1-1	0-0	0	2	5	0	16
Simpson	1-5	0-2	0-0	5	0	2	2	32
Mooney	10-18	3-7	0-0	7	4	23	3	28
Doss	0-0	0-0	0-0	1	0	0	2	4
Armstrong	3-7	3-7	6-7	1	2	15	0	15
Peterson	5-10	0-3	2-3	4	4	12	1	27
Jech	1-2	0-0	0-0	1	0	2	0	4
Power	0-0	0-0	0-0	0	0	0	0	0+
Fuller	2-5	0-1	4-4	6	5	8	0	20
Sparks	0-0	0-0	0-0	2	1	0	0	3
TOTALS	29-70	10-33	14-20	45	21	82	11	200

UCLA 85

NAME	FG	3FG	FT	R	PF	TP	A	MIN
Goloman	4-6	0-0	4-5	7	3	12	2	25
Welsh	7-14	3-7	2-2	11	2	19	4	30
Holiday	4-14	1-6	6-8	5	3	15	5	33
Wilkes	2-6	1-3	0-0	3	4	5	2	23
Ali	3-10	0-1	1-3	4	1	7	4	30
Olesinski	2-3	1-2	0-1	2	2	5	2	17
Hands	4-8	2-5	2-4	4	1	12	2	24
Smith	4-5	0-1	2-2	1	2	10	1	18
TOTALS	30-66	8-25	17-25	37	18	85	22	200

Halftime Score – South Dakota 36, UCLA 33. Team Rebounds – South Dakota 5, UCLA 0. Turnovers – South Dakota 15, UCLA 13. Technicals – South Dakota: Matt Mooney. Attendance: 5,767. Officials – David Hall, Rick Randall, Jim Schipper.

UCLA 83

NAME	FG	3FG	FT	R	PF	TP	A	MIN
Goloman	1-2	0-0	0-0	7	4	2	2	25
Welsh	5-11	3-6	0-0	11	4	13	1	35
Holiday	7-14	2-6	4-4	3	2	20	8	36
Wilkes	7-15	3-9	3-4	5	1	20	1	35
Ali	4-7	2-2	2-3	3	1	12	0	20
Olesinski	0-2	0-1	2-2	4	2	2	0	18
Hands	5-10	2-6	2-2	2	0	14	2	24
Smith	0-0	0-0	0-0	0	0	0	0	5
Okwarabizie	0-0	0-0	0-0	1	0	0	0	2
TOTALS	29-61	12-30	13-15	37	14	83	14	200

KENTUCKY 75

NAME	FG	3FG	FT	R	PF	TP	A	MIN
Richards	3-5	0-0	1-2	6	1	7	2	26
Knox	6-12	2-5	1-2	5	4	15	3	35
Washington	3-8	0-1	3-3	4	0	9	1	27
Green	1-7	0-4	0-0	0	0	2	2	20
Diallo	7-18	1-5	3-5	4	3	18	1	29
Killeya-Jones	0-1	0-0	2-2	3	3	2	0	6
Gilgeous-A								

Game No. 13 – December 29, 2017
Pauley Pavilion – Los Angeles, Calif.
UCLA 96, Washington State 82

WASHINGTON STATE 82

NAME	FG	3FG	FT	R	PF	TP	A	MIN
Franks	7-16	3-9	3-4	8	2	20	3	37
Ppollard	4-6	0-0	4-6	5	3	12	1	30
Hinson	0-1	0-0	0-0	1	3	0	0	4
Daniels	1-4	0-3	1-2	1	2	3	3	29
Flynn	3-9	3-8	0-0	2	3	9	4	29
Acquaah	5-7	2-4	1-2	6	4	13	1	28
Chidom	2-5	1-3	3-4	4	2	8	0	17
Cooper	0-1	0-0	0-0	1	1	0	1	6
Skaggs	6-10	5-8	0-0	1	3	17	1	20
TOTALS	28-59	14-35	12-18	30	23	82	14	200

UCLA 96

NAME	FG	3FG	FT	R	PF	TP	A	MIN
Goloman	2-4	1-1	4-6	4	4	9	1	30
Welsh	4-11	0-4	4-4	14	3	12	3	33
Holiday	11-18	5-5	6-6	11	2	33	4	40
Wilkes	3-9	1-6	7-9	5	1	14	1	25
Ali	1-9	1-5	0-0	0	0	3	3	22
Olesinski	1-3	0-1	0-0	4	1	2	0	15
Hands	6-9	4-5	3-4	3	2	19	4	24
Smith	1-2	0-1	2-4	1	1	4	0	11
TOTALS	29-65	12-28	26-33	43	14	96	16	200

Halftime Score – UCLA 42, Washington State 37. Team Rebounds – UCLA 1, Washington State 1. Turnovers – Washington State 8, UCLA 7. Technicals – None. Attendance: 8,089. Officials – Verne Harris, Eric Curry, Tom O'Neill.

Game No. 14 – December 31, 2017
Pauley Pavilion – Los Angeles, Calif.
UCLA 74, Washington 53

WASHINGTON 53

NAME	FG	3FG	FT	R	PF	TP	A	MIN
Thybulle	3-10	0-7	1-2	7	3	7	3	37
Dickerson	4-11	0-1	6-7	7	2	14	2	30
Timmins	2-3	0-0	2-2	9	2	6	0	24
Crisp	4-14	1-9	2-4	1	5	11	3	37
Nowell	4-17	0-3	2-3	5	5	10	1	25
Kingma	0-0	0-0	0-0	1	0	0	0	2
Carter	1-5	0-2	0-0	1	1	2	0	11
Wright	0-2	0-1	0-0	2	0	0	0	13
Green	1-6	1-4	0-0	2	3	3	0	21
TOTALS	19-68	2-27	13-18	38	21	53	9	200

UCLA 74

NAME	FG	3FG	FT	R	PF	TP	A	MIN
Goloman	2-3	0-0	3-5	6	3	7	0	24
Welsh	1-6	1-3	4-4	12	3	7	1	35
Holiday	4-13	1-4	5-6	7	4	14	5	34
Wilkes	7-13	2-4	5-6	5	1	21	1	32
Ali	3-5	0-0	6-7	3	1	12	1	20
Olesinski	1-1	0-0	0-0	0	3	2	0	18
Hands	2-6	0-2	2-2	3	1	6	2	25
Smith	1-3	0-0	0-0	3	1	2	1	11
Wulff, A.	1-1	1-1	0-0	0	0	3	0	1
TOTALS	22-51	5-14	25-30	43	17	74	11	200

Halftime Score – Washington 36, UCLA 28. Team Rebounds – UCLA 4, Washington 3. Turnovers – UCLA 15, Washington 12. Technicals – None. Attendance: 7,639. Officials – Mike Scypfers, Mike Reed, Keith Kimble.

Game No. 15 – January 4, 2018
Maples Pavilion – Stanford, Calif.
Stanford 107, UCLA 99 (2-OT)

UCLA 99

NAME	FG	3FG	FT	R	PF	TP	A	MIN
Goloman	4-7	2-4	4-7	2	5	14	0	27
Welsh	3-7	1-4	1-3	10	5	8	1	23
Holiday	10-21	3-7	8-11	1	3	31	3	48
Wilkes	8-15	2-5	0-0	3	5	18	2	34
Ali	5-9	2-3	4-8	4	4	16	0	34
Olesinski	1-5	0-3	1-2	8	3	3	1	31
Hands	3-10	0-5	1-4	4	3	7	3	34
Smith	1-3	0-2	0-0	4	1	2	0	15
Okwarabizie	0-0	0-0	0-0	2	0	0	0	4
TOTALS	35-77	10-33	19-35	42	29	99	10	250

STANFORD 107

NAME	FG	3FG	FT	R	PF	TP	A	MIN
Okpala	5-16	0-2	3-6	4	5	13	1	34
Humphrey	5-9	1-3	3-3	7	5	14	0	33
Travis	6-10	1-1	5-5	11	5	18	0	26
Davis	8-11	1-2	5-8	5	3	22	7	45
Pickens	8-18	6-11	4-5	10	1	26	2	44
White	0-1	0-1	2-4	2	1	2	1	16
Pugh	0-0	0-0	0-0	1	0	0	0	0+
Da Silva	4-5	0-1	0-0	5	2	8	6	36
Sharma	2-4	0-0	0-1	3	4	4	0	16
TOTALS	38-74	9-21	22-32	53	26	107	17	250

Halftime Score – UCLA 41, Stanford 36. End of Regulation – UCLA 85, Stanford 85. Team Rebounds – Stanford 5, UCLA 4. Turnovers – Stanford 13, UCLA 9. Technicals – None. Attendance: 4,497. Officials – David Hall, Bert Smith, Bob Staffen.

Game No. 16 – January 6, 2018
Haas Pavilion – Berkeley, Calif.
UCLA 107, California 84

UCLA 107

NAME	FG	3FG	FT	R	PF	TP	A	MIN
Goloman	2-2	1-1	4-4	2	5	9	1	16
Welsh	6-9	4-6	3-4	14	1	19	2	31
Wilkes	5-10	4-6	2-4	3	4	16	4	28
Ali	5-10	1-4	4-5	1	2	15	2	23
Holiday	6-10	3-5	6-8	3	2	21	5	35
Olesinski	4-5	3-4	3-3	6	3	14	0	22
Wulff, A.	0-0	0-0	0-0	0	0	0	0	2
Okwarabizie	0-0	0-0	0-0	0	1	0	0	3
Hands	3-6	1-3	4-5	2	1	11	8	26
Smith	1-3	0-1	0-0	2	3	2	0	14
TOTALS	32-55	17-30	26-33	35	22	107	22	200

CALIFORNIA 84

NAME	FG	3FG	FT	R	PF	TP	A	MIN
Sueing	8-13	4-8	2-4	7	1	22	2	37
Lee	8-14	0-0	3-5	15	3	19	1	34
McNeill	4-9	3-6	1-2	0	4	12	4	26
Coleman	4-15	1-5	7-7	2	4	16	2	33
Harris-Dyson	5-9	0-1	0-2	2	4	10	2	20
Davis	0-2	0-0	1-4	3	4	1	1	7
Hamilton	0-1	0-0	0-0	3	4	0	2	8
Okoroh	0-3	0-0	2-2	4	1	2	1	23
Winston	0-3	0-1	0-0	1	1	0	0	9
Anticevich	1-4	0-1	0-0	1	0	2	0	3
TOTALS	30-73	8-22	16-26	40	26	84	15	200

Halftime Score – UCLA 54, California 33. Team Rebounds – UCLA 2, California 2. Turnovers – UCLA 12, California 11. Technicals – UCLA: Ikenna Okwarabizie, California: Marcus Lee. Attendance: 8,888. Officials – Gregory Nixon, Larry Spaulding, Glen Mayberry.

Game No. 17 – January 11, 2018
Pauley Pavilion – Los Angeles, Calif.
UCLA 83, Utah 64

UTAH 64

NAME	FG	3FG	FT	R	PF	TP	A	MIN
Collette	7-11	1-1	0-1	5	2	15	0	28
Rawson	3-9	0-5	0-0	6	1	6	7	29
Barefield	1-5	0-3	2-2	1	3	4	3	23
Bibbins	4-10	4-8	0-0	1	2	12	4	32
Caldwell	1-2	0-1	0-0	1	0	2	0	9
Van Dyke	2-4	0-2	0-0	1	1	4	0	18
Connor	0-0	0-0	0-0	1	1	0	0	6
Seeley	3-5	0-1	3-4	7	3	9	0	19
Rydalch	0-0	0-0	0-0	2	0	0	0	2
Bealar	2-4	2-4	2-2	1	0	8	0	13
Jokl	0-0	0-0	0-0	0	0	0	0	4
Popoola	1-2	0-1	2-2	0	3	4	0	17
TOTALS	24-52	7-26	9-11	27	16	64	14	200

UCLA 83

NAME	FG	3FG	FT	R	PF	TP	A	MIN
Goloman	2-5	1-2	2-2	1	4	7	0	22
Welsh	3-9	1-3	0-0	6	2	7	1	32
Holiday	7-10	4-4	2-2	1	2	20	6	36
Wilkes	7-11	3-5	2-4	4	2	19	1	31
Ali	6-9	1-3	0-0	9	0	13	3	24
Olesinski	1-2	0-1	1-1	3	2	3	0	19
Hands	3-9	2-5	4-4	5	2	12	1	20
Smith	0-1	0-0	0-0	1	0	0	0	15
Wulff, A.	0-0	0-0	2-2	0	0	2	0	1
TOTALS	29-56	12-23	13-15	30	14	83	12	200

Halftime Score – UCLA 41, Utah 33. Team Rebounds – Utah 1, UCLA 0. Turnovers – Utah 13, UCLA 8. Technicals – None. Attendance: 8,739. Officials – Randy McCall, Kevin Brill, Nate Harris.

Game No. 18 – January 13, 2018
Pauley Pavilion – Los Angeles, Calif.
Colorado 68, UCLA 59

COLORADO 68

NAME	FG	3FG	FT	R	PF	TP	A	MIN
Bey	3-7	0-0	1-3	7	2	7	3	30
Walton	3-5	0-0	0-0	1	2	6	0	12
Wright, N.	3-6	1-3	2-4	4	1	9	2	25
King	7-12	6-10	6-6	10	2	26	1	35
Wright, M.	1-8	0-2	2-2	1	1	4	7	30
Schwartz	1-3	1-2	0-0	2	3	3	0	14
Brown	2-6	2-2	0-0	1	1	6	2	17
Nikolic	1-1	0-0	0-0	1	0	2	0	5
Collier	1-2	1-2	2-2	1	3	5	0	17
Siewert	0-1	0-1	0-0	1	1	0	2	15
TOTALS	22-51	11-22	13-17	33	16	68	17	200

UCLA 59

NAME	FG	3FG	FT	R	PF	TP	A	MIN
Goloman	2-5	0-1	2-2	4	4	6	1	21
Welsh	9-10	2-3	0-0	8	4	20	1	36
Holiday	4-13	1-4	1-2	4	3	10	4	40
Wilkes	3-11	1-6	3-3	9	1	10	1	32
Ali	1-7	0-3	1-4	4	0	3	2	21
Olesinski	1-2	0-0	0-2	4	1	2	1	16
Hands	3-11	1-6	1-2	2	2	8	0	20
Smith	0-3	0-2	0-3	3	2	0	3	14
TOTALS	23-62	5-25	8-18	39	17	59	13	200

Halftime Score – Colorado 39, UCLA 29. Team Rebounds – Colorado 4, UCLA 1. Turnovers – Colorado 12, UCLA 10. Technicals – None. Attendance: 10,164. Officials – Dick Cartmell, Verne Harris, Jeff Wooten.

Game No. 19 – January 18, 2018
Gill Coliseum – Corvallis, Ore.
Oregon State 69, UCLA 63

UCLA 63

NAME	FG	3FG	FT	R	PF	TP	A	MIN
Goloman	1-2	0-0	0-0	2	4	2	0	23
Welsh	4-13	2-6	0-0	13	4	10	0	35
Holiday	4-10	3-5	11-12	3	2	22	3	37
Wilkes	4-8	1-4	0-0	4	2	9	5	30
Ali	1-5	0-3	0-0	2	1	2	0	20
Olesinski	2-3	1-1	0-0	4	5	5	0	17
Hands	2-9	0-3	0-0	3	2	4	2	24
Smith	4-8	0-1	1-2	2	1	9	0	14
TOTALS	22-58	7-23	12-14	37	21	63	10	200

OREGON STATE 69

NAME	FG	3FG	FT	R	PF	TP	A	MIN
Tinkle	4-10	2-4	6-6	6	2	16	3	35
Eubanks	6-14	0-0	0-3	7	1	12	3	33
Berger	4-7	1-2	1-2	4	4	10	1	22
Thompson Jr.	5-13	2-5	0-0	4	2	12	3	33
Thompson, E.	2-9	1-3	6-6	6	2	11	2	35
Stacy	0-4	0-1	0-0	2	3	0	1	12
Hollins	1-3	0-0	2-3	5	0	4	1	10
Reichle	0-1	0-1	0-0	0	0	0	0	2
Rakocevic	0-0	0-0	1-2	4	1	1	0	10
Manuel	1-2	1-1	0-0	0	0	3	0	6
Kone	0-0	0-0	0-0	1	2	0	0	2
TOTALS	23-63	7-17	16-22	45	17	69	14	200

Halftime Score – Oregon State 31, UCLA 26. Team Rebounds – Oregon State 6, UCLA 4. Turnovers – UCLA 9, Oregon State 7. Technicals – None. Attendance: 5,330. Officials – Chris Rastatter, Michael Greenstein, Mike Scyphers.

Game No. 20 – January 20, 2018
Matthew Knight Arena – Eugene, Ore.
Oregon 94, UCLA 91

UCLA 91

NAME	FG	3FG	FT	R	PF	TP	A	MIN
Goloman	0-2	0-0	4-4	2	3	4	2	20
Welsh	6-11	0-1	5-6	10	2	17	1	36
Holiday	3-10	1-6	7-8	1	4	14	5	30
Wilkes	7-12	3-7	4-6	3	3	21	2	36
Ali	4-7	2-4	0-0	0	2	10	1	27
Olesinski	2-2	2-2	2-2	3	2	8	2	12
Hands	3-6	3-4	3-4	5	5	12	4	23
Smith	2-2	0-0	1-2	3	0	5	1	16
TOTALS	27-52	11-24	26-32	29	21	91	18	200

OREGON 94

NAME	FG	3FG	FT	R	PF	TP	A	MIN
Brown, T.	6-13	1-2	4-6	6	4	17	5	31
Wooten	3-5	0-0	0-0	6	1	6	0	22
McIntosh	6-12	1-3	5-6	8	3	18	1	35
Pritchard	8-13	5-8	4-4	4	3	26	4	38
Brown, E.	2-9	1-8	0-0	2	3	5	3	21
Bailey Jr.	6-10	3-7	3-3	0	3	18	2	25
Smith	0-0	0-0	0-0	0	0	0	0	0+
White	1-3	0-2	2-2	3	5	4	3	17
Kigab	0-2	0-2	0-0	0	2	0	1	6
Sorkin	0-0	0-0	1-2	0	1	1	0	5
TOTALS	32-67	11-32	19-23	31	25	94	19	200

Halftime Score – Oregon 52, UCLA 38. Team Rebounds – UCLA 2, Oregon 2. Turnovers – UCLA 13, Oregon 8. Technicals – None. Attendance: 12,364. Officials – Randy McCall, David Hall, Tom O'Neill.

Game No. 21 – January 25, 2018
Pauley Pavilion – Los Angeles, Calif.
UCLA 70, California 57

CALIFORNIA 57

NAME	FG	3FG	FT	R	PF	TP	A	MIN
Sueing	8-17	4-9	4-7	8	2	24	2	39
Lee	6-12	0-0	1-1	8	3	13	1	30
Okoroh	1-6	0-0	1-3	14	5	3	1	34
McNeill	2-16	0-6	3-4	2	3	7	5	39
Harris-Dyson	3-4	0-0	0-1	4	3	6	0	22
Davis	0-1	0-0	0-0	1	0	0	1	2
Hamilton	2-6	0-1	0-0	3	4	4	1	30
Winston	0-0	0-0	0-0	1	1	0	0	2
Welle	0-0	0-0	0-0	0	1	0	0	2
TOTALS	22-62	4-16	9-16	41	22	57	11	200

UCLA 70

NAME	FG	3FG	FT	R	PF	TP	A	MIN
Welsh	3-10	1-5	0-0	5	1	7	1	26
Holiday	5-8	2-3	9-10	4	2	21	6	40
Hands	4-12	0-3	6-8	6	3	14	1	32
Wilkes	2-8	1-5	5-6	7	4	10	2	22
Ali	1-3	1-2	2-2	5	3	5	2	23
Olesinski	0-0	0-0	2-4	3	1	2	0	16
Smith	4-5	0-1	1-1	0	0	9	1	14
Goloman	1-2	0-1	0-1	4	3	2	3	27
TOTALS	20-48	5-20	25-32	34	17	70	16	200

Halftime Score – UCLA 38, California 31. Team Rebounds – None. Turnovers – California 15, UCLA 11. Technicals – None. Attendance: 8,028. Officials – Verne Harris, Larry Spaulding, Jim Schipper.

CAREER STATISTICS, UCLA vs. STANFORD

PRINCE ALI (redshirt sophomore)

Season	Yr.	G-GS	MIN	MPG	FG-FGA	PCT	3FG-A	PCT	FT-FTA	PCT	OR	DR	TOT	RPG	PF-DQ	A	TO	BS	S	PTS	PPG
2015-16	FR	1-0	4	4.0	0-1	.000	0-1	.000	0-0	.000	0	1	1	1.0	1-0	0	1	0	0	0	0.0
2016-17	SO	1-1	34	34.0	5-9	.556	2-3	.667	4-8	.500	3	1	4	4.0	4-0	0	0	0	0	16	16.0
CAREER		1-0	38	19.0	5-10	.500	2-4	.500	4-8	.500	3	2	5	2.5	5-0	0	1	0	0	16	8.0

GYÖRGY "G.G." GOLOMAN (senior)

Season	Yr.	G-GS	MIN	MPG	FG-FGA	PCT	3FG-A	PCT	FT-FTA	PCT	OR	DR	TOT	RPG	PF-DQ	A	TO	BS	S	PTS	PPG
2014-15	FR	2-0	36	18.0	0-3	.000	0-0	.000	0-2	.000	0	4	4	2.0	2-0	3	2	1	1	0	0.0
2015-16	SO	1-0	9	9.0	0-2	.000	0-0	.000	0-2	.000	1	0	1	1.0	3-0	0	0	0	0	0	0.0
2016-17	JR	1-0	11	11.0	0-1	.000	0-0	.000	0-0	.000	1	1	2	2.0	1-0	1	1	0	1	0	0.0
2017-18	SR	1-1	27	27.0	4-7	.571	2-4	.500	4-7	.571	1	1	2	2.0	5-1	0	1	1	2	14	14.0
CAREER		5-1	83	16.6	4-13	.308	2-4	.500	4-11	.364	3	6	9	1.8	11-1	4	4	2	4	14	2.8

AARON HOLIDAY (junior)

Season	Yr.	G-GS	MIN	MPG	FG-FGA	PCT	3FG-A	PCT	FT-FTA	PCT	OR	DR	TOT	RPG	PF-DQ	A	TO	BS	S	PTS	PPG
2015-16	FR	1-1	35	35.0	2-8	.250	1-4	.250	2-2	1.000	1	4	5	5.0	3-0	6	4	0	1	7	7.0
2016-17	SO	1-0	27	27.0	3-7	.429	1-2	.500	2-2	1.000	0	6	6	6.0	1-0	5	5	0	1	9	9.0
2017-18	JR	1-1	48	48.0	10-21	.476	3-7	.429	8-11	.727	1	0	1	1.0	3-0	3	1	0	3	31	31.0
CAREER		3-2	110	36.7	15-36	.417	5-13	.385	12-15	.800	2	10	12	4.0	7-0	14	10	0	5	47	15.7

ALEX OLESINSKI (redshirt sophomore)

Season	Yr.	G-GS	MIN	MPG	FG-FGA	PCT	3FG-A	PCT	FT-FTA	PCT	OR	DR	TOT	RPG	PF-DQ	A	TO	BS	S	PTS	PPG
2015-16	FR	1-0	3	3.0	0-0	.000	0-0	.000	0-0	.000	0	0	0	0.0	0-0	0	0	0	0	0	0.0
2017-18	SO	1-0	31	31.0	1-5	.200	0-3	.000	1-2	.500	3	5	8	8.0	3-0	1	0	1	0	3	3.0
CAREER		2-0	34	17.0	1-5	.200	0-3	.000	1-2	.500	3	5	8	4.0	3-0	1	0	1	0	3	1.5

THOMAS WELSH (senior)

Season	Yr.	G-GS	MIN	MPG	FG-FGA	PCT	3FG-A	PCT	FT-FTA	PCT	OR	DR	TOT	RPG	PF-DQ	A	TO	BS	S	PTS	PPG
2014-15	FR	2-0	21	10.5	0-3	.000	0-0	.000	0-0	.000	3	2	5	2.5	5-0	0	1	1	0	0	0.0
2015-16	SO	1-0	27	27.0	5-7	.714	0-0	.000	1-1	1.000	4	5	9	9.0	2-0	1	1	0	0	11	11.0
2016-17	JR	1-1	21	21.0	3-11	.273	0-0	.000	0-0	.000	3	4	7	7.0	4-0	0	1	1	0	6	6.0
2017-18	SR	1-1	23	23.0	3-7	.429	1-4	.250	1-3	.333	1	9	10	10.0	5-1	1	2	1	2	8	8.0
CAREER		5-2	92	18.4	11-28	.393	1-4	.250	2-4	.500	11	20	31	6.2	16-1	2	5	3	2	25	5.0

PRINCE ALI (23)

REDSHIRT SOPHOMORE – G – 6-3, 190 – The Bronx, N.Y. (The Sagemont School [FL])

SEASON/CAREER BEST PERFORMANCES

Category	Season High	Career High
Points	21 vs. UC Irvine (11/26/17)	21 vs. UC Irvine (11/26/17)
Rebounds	9 vs. Utah (1/11/18)	9 vs. Utah (1/11/18)
Assists	4 (twice), last vs. South Dakota (12/19/17)	4 (twice), last vs. South Dakota (12/19/17)
Steals	2 (3 times), last vs. South Dakota (12/19/17)	2 (5 times), last vs. South Dakota (12/19/17)
Blocks	1 (5 times), last at Oregon State (1/18/18)	1 (8 times), last at Oregon State (1/18/18)
Minutes	34 at Stanford (1/4/18)	34 at Stanford (1/4/18)
FG Made	8 vs. Detroit Mercy (12/3/17)	6 vs. UC Irvine (11/26/17)
FG Att.	12 (twice), last vs. Detroit Mercy (12/3/17)	12 (twice), last vs. Detroit Mercy (12/3/17)
3PFG Made	3 vs. UC Irvine (11/26/17)	3 vs. UC Irvine (11/26/17)
3PFG Att.	5 vs. UC Irvine (11/26/17)	5 vs. UC Irvine (11/26/17)
FT Made	6 (3 times), last vs. Washington (12/31/17)	7 vs. Pepperdine (11/19/15)
FT Att.	8 (3 times) last at Stanford (1/4/18)	8 (3 times) last at Stanford (1/4/18)

KEY NOTES ON PRINCE ALI

- Has averaged 9.6 points and 2.8 rebounds per game through 21 contests as a sophomore
- Reached the 20-point plateau in victories against UC Irvine (21 points, Nov. 26) and Detroit Mercy (20 points, Dec. 3)
- Has scored in double figures in 11 of UCLA's 21 games ... has also registered at least one steal in 18 of UCLA's 21 games
- Redshirted in 2016-17 ... had surgery to repair a torn meniscus (left knee) on July 15, 2016 ... with that injury, he was not medically cleared to return until January 2017
- As a true freshman in 2015-16, averaged 3.9 points and 1.1 rebounds per game, playing in 29 of the Bruins' 32 games

PRINCE ALI'S 2017-18 GAME-BY-GAME STATISTICS

Opponent	Date	gs	min	Total		3-Pointers		Free throws		Rebounds				Other				pts	avg		
				fg-fga	pct	3fg-fga	pct	ft-fa	pct	off	def	tot	avg	pf	a	t/o	blk			stl	
vs Georgia Tech	11/11/17		20	0-3	.000	0-1	.000	1-2	.500	0	2	2	2.0	1	2	1	0	1	1	1.0	
CENTRAL ARKANSAS	11/15/17		22	4-6	.667	2-3	.667	2-4	.500	0	0	0	1.0	2	2	4	0	1	12	6.5	
SOUTH CAROLINA STAT	11/17/17		15	2-5	.400	1-3	.333	0-4	.000	0	2	2	1.3	3	1	1	1	2	5	6.0	
vs Creighton	11/20/17		25	5-9	.556	2-5	.400	6-8	.750	0	3	3	1.8	5	3	0	1	1	18	9.0	
vs Wisconsin	11/21/17		21	4-6	.667	2-2	1.000	0-0	.000	0	1	1	1.6	2	1	5	0	1	10	9.2	
UC IRVINE	11/26/17	*	33	6-12	.500	3-5	.600	6-8	.750	2	2	4	2.0	4	1	1	0	1	21	11.2	
CSU BAKERSFIELD	11/29/17	*	25	2-5	.400	0-2	.000	2-3	.667	0	3	3	2.1	1	2	2	0	1	6	10.4	
DETROIT MERCY	12/03/17	*	22	8-12	.667	2-3	.667	2-3	.667	1	2	3	2.3	1	4	1	1	2	20	11.6	
at Michigan	12/09/17	*	27	1-5	.200	0-1	.000	1-2	.500	2	3	5	2.6	2	0	4	0	1	3	10.7	
CINCINNATI	12/16/17	*	24	3-5	.600	2-4	.500	0-0	.000	0	1	1	2.4	1	0	1	0	0	8	10.4	
SOUTH DAKOTA	12/19/17	*	30	3-10	.300	0-1	.000	1-3	.333	0	4	4	2.5	1	4	1	1	2	7	10.1	
vs Kentucky	12/23/17	*	20	4-7	.571	2-2	1.000	2-3	.667	1	2	3	2.6	1	0	2	0	1	12	10.3	
WASHINGTON STATE	12/29/17	*	22	1-9	.111	1-5	.200	0-0	.000	0	0	0	2.4	0	3	1	0	0	3	9.7	
WASHINGTON	12/31/17	*	20	3-5	.600	0-0	.000	6-7	.857	0	3	3	2.4	1	1	4	0	2	12	9.9	
at Stanford	01/04/18	*	34	5-9	.556	2-3	.667	4-8	.500	3	1	4	2.5	4	0	0	0	0	16	10.3	
at California	01/06/18	*	23	5-10	.500	1-4	.250	4-5	.800	0	1	1	2.4	2	2	2	0	1	15	10.6	
UTAH	01/11/18	*	24	6-9	.667	1-3	.333	0-0	.000	3	6	9	2.8	0	3	1	0	1	13	10.7	
COLORADO	01/13/18	*	21	1-7	.143	0-3	.000	1-4	.250	4	0	4	2.9	0	2	1	0	1	3	10.3	
at Oregon State	01/18/18	*	20	1-5	.200	0-3	.000	0-0	.000	0	2	2	2.8	1	0	0	1	1	2	9.8	
at Oregon	01/20/18	*	27	4-7	.571	2-4	.500	0-0	.000	0	0	0	2.7	2	1	1	0	1	10	9.9	
CALIFORNIA	01/25/18	*	23	1-3	.333	1-2	.500	2-2	1.000	0	5	5	2.8	3	2	0	0	1	5	9.6	
Totals			16	498	69-149	.463	24-59	.407	40-66	.606	16	43	59	2.8	37	34	33	5	22	202	9.6

PRINCE ALI'S CAREER STATISTICS

Season	gp-gs	min/avg	Total		3-Point		F-Throws		Rebounds				Other				Scoring			
			fg-fga	pct	fg-fga	pct	ft-fa	pct	off	def	tot	avg	pf	fo	ast	to	blk	stl	pts	avg
2015-16	29-0	342/11.8	40-103	.388	12-40	.300	21-37	.568	5	26	31	1.1	36	0	11	23	3	11	113	3.9
2017-18	21-16	498/23.7	69-149	.463	24-59	.407	40-66	.606	16	43	59	2.8	37	1	34	33	5	22	202	9.6
TOTAL	50-16	840/16.8	109-252	.433	36-99	.364	61-103	.592	21	69	90	1.8	73	1	45	56	8	33	315	6.3

GYÖRGY "G.G." GOLOMAN (14)

SENIOR – F – 6-11, 225 – Körmend, Hungary (The Sagemont School [FL])

SEASON/CAREER BEST PERFORMANCES

Category	Season High	Career High
Points	14 at Stanford (1/4/18)	14 at Stanford (1/4/18)
Rebounds	7 (4 times), last vs. Kentucky (12/23/17)	8 vs. CSUN (11/13/16)
Assists	5 vs. Detroit Mercy (12/3/17)	5 vs. Detroit Mercy (12/3/17)
Steals	2 (3 times), last at Oregon (1/20/18)	4 at Oregon State (1/22/15)
Blocks	3 vs. Washington (12/31/17)	3 (4 times), last vs. Washington (12/31/17)
Minutes	30 (twice), last vs. Washington State (12/29/17)	30 (twice), last vs. Washington State (12/29/17)
FG Made	5 vs. CSU Bakersfield (11/29/17)	5 (twice), last vs. CSU Bakersfield (11/29/17)
FG Att.	9 (twice), last vs. UC Irvine (11/26/17)	9 (twice), last vs. UC Irvine (11/26/17)
3PF Made	2 at Stanford (1/4/18)	2 (twice), last at Stanford (1/4/18)
3PF Att.	4 at Stanford (1/4/18)	4 at Stanford (1/4/18)
FT Made	4 (4 times), last at Oregon (1/20/18)	4 (4 times), last at Oregon (1/20/18)
FT Att.	7 at Stanford (1/4/18)	7 at Stanford (1/4/18)

KEY NOTES ON GYÖRGY "G.G." GOLOMAN

- Has averaged a career-high 6.9 points and 4.2 rebounds per game through 21 contests during his senior season
- Scored a career-high 14 points in UCLA's double overtime loss at Stanford (Jan. 4), connecting on 4 of 7 shots from the field
- Has doubled his production since last season, averaging nearly twice as minutes per game during his senior year (23.4 mpg)
- Played in 35 games as a junior last season, averaging 3.7 points per game (also registered 2.4 rebounds and 0.8 blocks per game)
- Arrived in the United States (Florida) for his senior year of high school (2013-14) and enrolled at UCLA as a freshman in the summer of 2014

GYÖRGY "G.G." GOLOMAN'S 2017-18 GAME-BY-GAME STATISTICS

Opponent	Date	gs	min	Total		3-Pointers		Free throws		Rebounds				Scoring							
				fg-fga	pct	3fg-fga	pct	ft-fta	pct	off	def	tot	avg	pf	a	t/o	blk	stl	pts	avg	
vs Georgia Tech	11/11/17	*	28	2-7	.286	0-2	.000	0-0	.000	4	2	6	6.0	3	0	1	1	0	4	4.0	
CENTRAL ARKANSAS	11/15/17	*	19	4-5	.800	0-0	.000	0-4	.000	0	0	0	3.0	1	1	0	1	1	8	6.0	
SOUTH CAROLINA STAT	11/17/17	*	27	3-9	.333	0-3	.000	2-2	1.000	4	3	7	4.3	1	2	0	1	0	8	6.7	
vs Creighton	11/20/17	*	14	1-2	.500	0-0	.000	0-0	.000	1	3	4	4.3	4	1	1	0	0	2	5.5	
vs Wisconsin	11/21/17	*	27	4-5	.800	1-1	1.000	2-3	.667	0	5	5	4.4	5	1	6	1	0	11	6.6	
UC IRVINE	11/26/17	*	19	4-9	.444	1-3	.333	3-5	.600	4	3	7	4.8	3	1	0	1	1	12	7.5	
CSU BAKERSFIELD	11/29/17	*	25	5-8	.625	0-1	.000	0-0	.000	1	5	6	5.0	3	1	1	1	0	10	7.9	
DETROIT MERCY	12/03/17	*	25	2-4	.500	1-1	1.000	0-0	.000	0	5	5	5.0	0	5	0	1	1	5	7.5	
at Michigan	12/09/17	*	30	3-5	.600	0-1	.000	1-3	.333	0	4	4	4.9	4	3	0	0	0	7	7.4	
CINCINNATI	12/16/17	*	18	1-3	.333	0-1	.000	1-2	.500	1	2	3	4.7	4	1	2	1	0	3	7.0	
SOUTH DAKOTA	12/19/17	*	25	4-6	.667	0-0	.000	4-5	.800	3	4	7	4.9	3	2	0	0	0	12	7.5	
vs Kentucky	12/23/17	*	25	1-2	.500	0-0	.000	0-0	.000	2	5	7	5.1	4	2	0	2	2	2	7.0	
WASHINGTON STATE	12/29/17	*	30	2-4	.500	1-1	1.000	4-6	.667	4	0	4	5.0	4	1	1	2	1	9	7.2	
WASHINGTON	12/31/17	*	24	2-3	.667	0-0	.000	3-5	.600	3	3	6	5.1	3	0	2	3	1	7	7.1	
at Stanford	01/04/18	*	27	4-7	.571	2-4	.500	4-7	.571	1	1	2	4.9	5	0	1	1	2	14	7.6	
at California	01/06/18	*	16	2-2	1.000	1-1	1.000	4-4	1.000	0	2	2	4.7	5	1	0	3	1	9	7.7	
UTAH	01/11/18	*	22	2-5	.400	1-2	.500	2-2	1.000	0	1	1	4.5	4	0	0	0	0	7	7.6	
COLORADO	01/13/18	*	21	2-5	.400	0-1	.000	2-2	1.000	2	2	4	4.4	4	1	0	0	1	6	7.6	
at Oregon State	01/18/18	*	23	1-2	.500	0-0	.000	0-0	.000	1	1	2	4.3	4	0	0	2	0	2	7.3	
at Oregon	01/20/18	*	20	0-2	.000	0-0	.000	4-4	1.000	1	1	2	4.2	3	2	0	1	2	4	7.1	
CALIFORNIA	01/25/18		27	1-2	.500	0-1	.000	0-1	.000	1	3	4	4.2	3	3	2	1	1	2	6.9	
Totals			20	492	50-97	.515	8-23	.348	36-55	.655	33	55	88	4.2	70	28	17	23	14	144	6.9

GYÖRGY "G.G." GOLOMAN'S CAREER STATISTICS

Season	gp-gs	min/avg	Total		3-Point		F-Throws		Rebounds				Scoring								
			fg-fga	pct	fg-fga	pct	ft-fta	pct	off	def	tot	avg	pf	fo	ast	to	blk	stl	pts	avg	
2014-15	35-0	377/10.8	19-42	.452	6-12	.500	2-9	.222	8	45	53	1.5	63	0	20	18	10	15		46	1.3
2015-16	15-0	181/12.1	11-33	.333	2-9	.222	6-16	.375	18	23	41	2.7	34	1	4	10	6	5		30	2.0
2016-17	35-5	401/11.5	54-93	.581	1-10	.100	21-33	.636	26	59	85	2.4	69	2	23	23	29	21		130	3.7
2017-18	21-20	492/23.4	50-97	.515	8-23	.348	36-55	.655	33	55	88	4.2	70	3	28	17	23	14		144	6.9
TOTAL	106-25	1451/13.7	134-265	.506	17-54	.315	65-113	.575	85	182	267	2.5	236	6	75	68	68	55		350	3.3

JAYLEN HANDS (4)

FRESHMAN – G – 6-3, 175 – San Diego, Calif. (Foothills Christian HS)

SEASON/CAREER BEST PERFORMANCES

Category	Season High	Career High
Points	23 vs. Detroit Mercy (12/3/17)	23 vs. Detroit Mercy (12/3/17)
Rebounds	9 vs. Detroit Mercy (12/3/17)	9 vs. Detroit Mercy (12/3/17)
Assists	8 at California (1/6/18)	8 at California (1/6/18)
Steals	3 (twice), last vs. Colorado (1/13/18)	3 (twice), last vs. Colorado (1/13/18)
Blocks	1 (twice), last vs. Cincinnati (12/16/17)	1 (twice), last vs. Cincinnati (12/16/17)
Minutes	34 (twice), last at Stanford (1/4/18)	34 (twice), last at Stanford (1/4/18)
FG Made	9 vs. South Carolina State (11/17/17)	9 vs. South Carolina State (11/17/17)
FG Att.	13 (twice), last vs. Cincinnati (12/16/17)	13 (twice), last vs. Cincinnati (12/16/17)
3PFG Made	4 (3 times), last vs. Washington State (12/29/17)	4 (3 times), last vs. Washington State (12/29/17)
3PFG Att.	7 (twice), last vs. Cincinnati (12/16/17)	7 (twice), last vs. Cincinnati (12/16/17)
FT Made	7 vs. CSU Bakersfield (11/29/17)	7 vs. CSU Bakersfield (11/29/17)
FT Att.	8 (twice), last vs. California (1/25/18)	8 (twice), last vs. California (1/25/18)

KEY NOTES ON JAYLEN HANDS

- Has averaged 11.4 points, 4.0 rebounds and 2.8 assists per game through his first 20 collegiate contests
- Tallied a season-high 23 points in the team's victory against Detroit Mercy (Dec. 3), hitting 8 of 13 shots from the field
- Has scored in double figures in 13 of 20 games and has connected on at least one-three pointer in 13 of 20 games played
- Did not play in UCLA's victory against UC Irvine (Nov. 26) ... missed that contest with a left foot sprain, sustained late in the victory over Wisconsin (Nov. 21)
- Was a McDonald's All-American as a senior at Foothills Christian High School (El Cajon, Calif.) in 2016-17

JAYLEN HANDS' 2017-18 GAME-BY-GAME STATISTICS

Opponent	Date	gs	min	Total		3-Pointers		Free throws		Rebounds				pf	a	t/o	blk	stl	pts	avg	
				fg-fga	pct	3fg-fga	pct	ft-fga	pct	off	def	tot	avg								
vs Georgia Tech	11/11/17	*	28	4-11	.364	1-1	1.000	5-6	.833	1	3	4	4.0	2	1	2	0	2	14	14.0	
CENTRAL ARKANSAS	11/15/17	*	34	4-8	.500	1-2	.500	1-3	.333	1	6	7	5.5	2	6	4	0	1	10	12.0	
SOUTH CAROLINA STAT	11/17/17	*	27	9-12	.750	3-5	.600	1-2	.500	0	3	3	4.7	1	4	1	0	2	22	15.3	
vs Creighton	11/20/17	*	22	2-8	.250	0-2	.000	0-0	.000	0	3	3	4.3	4	2	2	0	0	4	12.5	
vs Wisconsin	11/21/17	*	26	4-7	.571	2-3	.667	0-0	.000	0	2	2	3.8	1	3	2	0	0	10	12.0	
UC IRVINE	11/26/17	dnp		-	-	-	-	-	-	-	-	-	-	-	-	-	-	-	-	-	
CSU BAKERSFIELD	11/29/17		24	0-5	.000	0-2	.000	7-8	.875	0	4	4	3.8	0	4	3	0	1	7	11.2	
DETROIT MERCY	12/03/17		24	8-13	.615	4-7	.571	3-4	.750	2	7	9	4.6	0	4	1	0	2	23	12.9	
at Michigan	12/09/17		26	1-6	.167	0-3	.000	2-3	.667	1	4	5	4.6	2	1	3	1	0	4	11.8	
CINCINNATI	12/16/17		26	5-13	.385	4-7	.571	0-0	.000	1	3	4	4.6	3	1	4	1	1	14	12.0	
SOUTH DAKOTA	12/19/17		24	4-8	.500	2-5	.400	2-4	.500	0	4	4	4.5	1	2	3	0	0	12	12.0	
vs Kentucky	12/23/17		24	5-10	.500	2-6	.333	2-2	1.000	0	2	2	4.3	0	2	1	0	1	14	12.2	
WASHINGTON STATE	12/29/17		24	6-9	.667	4-5	.800	3-4	.750	0	3	3	4.2	2	4	1	0	0	19	12.8	
WASHINGTON	12/31/17		25	2-6	.333	0-2	.000	2-2	1.000	1	2	3	4.1	1	2	1	0	2	6	12.2	
at Stanford	01/04/18		34	3-10	.300	0-5	.000	1-4	.250	0	4	4	4.1	3	3	2	0	0	7	11.9	
at California	01/06/18		26	3-6	.500	1-3	.333	4-5	.800	0	2	2	3.9	1	8	1	0	3	11	11.8	
UTAH	01/11/18		20	3-9	.333	2-5	.400	4-4	1.000	1	4	5	4.0	2	1	1	0	2	12	11.8	
COLORADO	01/13/18		20	3-11	.273	1-6	.167	1-2	.500	0	2	2	3.9	2	0	1	0	3	8	11.6	
at Oregon State	01/18/18		24	2-9	.222	0-3	.000	0-0	.000	0	3	3	3.8	2	2	1	0	1	4	11.2	
at Oregon	01/20/18		23	3-6	.500	3-4	.750	3-4	.750	0	5	5	3.9	5	4	6	0	0	12	11.2	
CALIFORNIA	01/25/18	*	32	4-12	.333	0-3	.000	6-8	.750	4	2	6	4.0	3	1	1	0	0	14	11.4	
Totals			6	513	75-179	.419	30-79	.380	47-65	.723	12	68	80	4.0	37	55	41	2	21	227	11.4

JAYLEN HANDS' CAREER STATISTICS

Season	gp-gs	min/avg	Total		3-Point		F-Throws		Rebounds				Scoring							
			fg-fga	pct	fg-fga	pct	ft-fga	pct	off	def	tot	avg	pf	fo	ast	to	blk	stl	pts	avg
2017-18	20-6	513/25.7	75-179	.419	30-79	.380	47-65	.723	12	68	80	4.0	37	1	55	41	2	21	227	11.4
TOTAL	20-6	513/25.7	75-179	.419	30-79	.380	47-65	.723	12	68	80	4.0	37	1	55	41	2	21	227	11.4

AARON HOLIDAY (3)**JUNIOR – G – 6-1, 185 – Chatsworth, Calif. (Campbell Hall HS)****SEASON/CAREER BEST PERFORMANCES**

Category	Season High	Career High
Points	33 vs. Washington State (12/29/17)	33 vs. Washington State (12/29/17)
Rebounds	11 vs. Washington State (12/29/17)	11 vs. Washington State (12/29/17)
Assists	8 vs. Kentucky (12/23/17)	11 vs. Kent State (3/19/17)
Steals	5 vs. Central Arkansas (11/15/17)	5 (3 times), last vs. Ohio State (12/17/16)
Blocks	1 (5 times), last at Oregon State (1/18/18)	3 vs. McNeese State (12/22/15)
Minutes	48 at Stanford (1/4/18)	48 at Stanford (1/4/18)
FG Made	11 vs. Washington State (12/29/17)	11 vs. Washington State (12/29/17)
FG Att.	21 at Stanford (1/4/18)	21 at Stanford (1/4/18)
3PFG Made	5 vs. Washington State (12/29/17)	5 (twice), last vs. Washington State (12/29/17)
3PFG Att.	9 vs. Central Arkansas (11/15/17)	9 vs. Central Arkansas (11/15/17)
FT Made	11 at Oregon State (1/18/18)	11 at Oregon State (1/18/18)
FT Att.	12 (twice), last at Oregon State (1/18/18)	12 (twice), last at Oregon State (1/18/18)

KEY NOTES ON AARON HOLIDAY

- Has averaged 18.9 points, 3.7 rebounds and 5.1 assists per game through 21 contests as a junior
- Was named to the 25-man midseason list for the John R. Wooden Award (Jan. 11) ... has scored in double figures in 20 of UCLA's 21 games
- Has scored in double figures in 64 of his 89 career games (24 of 36 as a sophomore, and 20 of 32 as a freshman)
- Totaled career highs with 33 points and 11 rebounds in UCLA's 96-82 win versus Washington State (Dec. 29), three days after having been named Pac-12 Player of the Week (Dec. 18-24)
- Became the 55th player in UCLA history to have scored at least 1,000 career points in a UCLA uniform (during the first half of UCLA's win on Dec. 29)
- Has played in every game through his three seasons ... started all 32 games as a freshman and came off the bench in all 36 contests as a sophomore

AARON HOLIDAY'S 2017-18 GAME-BY-GAME STATISTICS

Opponent	Date	gs	min	Total		3-Pointers		Free throws		Rebounds				pf	a	t/o	blk	stl	pts	avg	
				fg-fga	pct	3fg-fga	pct	ft-fta	pct	off	def	tot	avg								
vs Georgia Tech	11/11/17	*	35	3-9	.333	0-4	.000	5-7	.714	0	3	3	3.0	2	7	4	1	1	11	11.0	
CENTRAL ARKANSAS	11/15/17	*	43	5-15	.333	4-9	.444	10-12	.833	1	5	6	4.5	2	5	5	0	5	24	17.5	
SOUTH CAROLINA STAT	11/17/17	*	32	3-7	.429	2-6	.333	0-0	.000	0	2	2	3.7	2	4	3	0	1	8	14.3	
vs Creighton	11/20/17	*	39	8-17	.471	2-6	.333	7-8	.875	0	2	2	3.3	2	7	1	0	2	25	17.0	
vs Wisconsin	11/21/17	*	35	7-12	.583	2-4	.500	2-3	.667	0	2	2	3.0	3	5	0	0	3	18	17.2	
UC IRVINE	11/26/17	*	36	7-16	.438	1-3	.333	1-3	.333	0	4	4	3.2	2	7	4	1	2	16	17.0	
CSU BAKERSFIELD	11/29/17	*	35	7-13	.538	0-5	.000	2-4	.500	1	6	7	3.7	4	6	4	0	2	16	16.9	
DETROIT MERCY	12/03/17	*	28	4-8	.500	2-5	.400	4-4	1.000	0	4	4	3.8	2	3	2	0	1	14	16.5	
at Michigan	12/09/17	*	43	9-17	.529	2-5	.400	7-8	.875	0	4	4	3.8	3	7	7	0	1	27	17.7	
CINCINNATI	12/16/17	*	37	6-12	.500	3-7	.429	2-2	1.000	0	0	0	3.4	2	3	4	0	0	17	17.6	
SOUTH DAKOTA	12/19/17	*	33	4-14	.286	1-6	.167	6-8	.750	1	4	5	3.5	3	5	2	0	2	15	17.4	
vs Kentucky	12/23/17	*	36	7-14	.500	2-6	.333	4-4	1.000	1	2	3	3.5	2	8	7	0	2	20	17.6	
WASHINGTON STATE	12/29/17	*	40	11-18	.611	5-5	1.000	6-6	1.000	1	10	11	4.1	2	4	0	1	1	33	18.8	
WASHINGTON	12/31/17	*	34	4-13	.308	1-4	.250	5-6	.833	2	5	7	4.3	4	5	6	0	0	14	18.4	
at Stanford	01/04/18	*	48	10-21	.476	3-7	.429	8-11	.727	1	0	1	4.1	3	3	1	0	3	31	19.3	
at California	01/06/18	*	35	6-10	.600	3-5	.600	6-8	.750	0	3	3	4.0	2	5	4	0	1	21	19.4	
UTAH	01/11/18	*	36	7-10	.700	4-4	1.000	2-2	1.000	0	1	1	3.8	2	6	3	0	0	20	19.4	
COLORADO	01/13/18	*	40	4-13	.308	1-4	.250	1-2	.500	1	3	4	3.8	3	4	6	1	1	10	18.9	
at Oregon State	01/18/18	*	37	4-10	.400	3-5	.600	11-12	.917	1	2	3	3.8	2	3	4	1	1	22	19.1	
at Oregon	01/20/18	*	30	3-10	.300	1-6	.167	7-8	.875	0	1	1	3.7	4	5	4	0	1	14	18.8	
CALIFORNIA	01/25/18	*	40	5-8	.625	2-3	.667	9-10	.900	0	4	4	3.7	2	6	3	0	1	21	18.9	
Totals			21	772	124-267	.464	44-109	.404	105-128	.820	10	67	77	3.7	53	108	74	5	31	397	18.9

AARON HOLIDAY'S CAREER STATISTICS

Season	gp-gs	min/avg	Total		3-Point		F-Throws		Rebounds				Scoring							
			fg-fga	pct	fg-fga	pct	ft-fta	pct	off	def	tot	avg	pf	fo	ast	to	blk	stl	pts	avg
2015-16	32-32	1013/31.7	114-289	.394	39-93	.419	64-88	.727	19	77	96	3.0	103	7	127	92	8	45	331	10.3
2016-17	36-0	949/26.4	150-309	.485	53-129	.411	88-111	.793	12	91	103	2.9	81	2	158	87	6	39	441	12.3
2017-18	21-21	772/36.8	124-267	.464	44-109	.404	105-128	.820	10	67	77	3.7	53	0	108	74	5	31	397	18.9
TOTAL	89-53	2734/30.7	388-865	.449	136-331	.411	257-327	.786	41	235	276	3.1	237	9	393	253	19	115	1169	13.1

IKENNA OKWARABIZIE (34)

SENIOR – C – 6-9, 255 – Lagos, Nigeria (Tyler Junior College [TX])

SEASON/CAREER BEST PERFORMANCES

Category	Season High	Career High
Points	4 vs. Detroit Mercy (12/3/17)	4 vs. Detroit Mercy (12/3/17)
Rebounds	3 (twice), last vs. Detroit Mercy (12/3/17)	3 (twice), last vs. Detroit Mercy (12/3/17)
Assists	–	–
Steals	1 vs. UC Irvine (11/26/17)	1 vs. UC Irvine (11/26/17)
Blocks	1 vs. UC Irvine (11/26/17)	1 vs. UC Irvine (11/26/17)
Minutes	8 (twice), last vs. Detroit Mercy (12/3/17)	8 (twice), last vs. Detroit Mercy (12/3/17)
FG Made	2 vs. Detroit Mercy (12/3/17)	2 vs. Detroit Mercy (12/3/17)
FG Att.	3 vs. Detroit Mercy (12/3/17)	3 vs. Detroit Mercy (12/3/17)
3PFG Made	–	–
3PFG Att.	1 vs. UC Irvine (11/26/17)	1 vs. UC Irvine (11/26/17)
FT Made	–	1 (twice), last vs. Washington (3/1/17)
FT Att.	–	4 vs. Washington (3/1/17)

KEY NOTES ON IKENNA OKWARABIZIE (pronounced oak-war-uh-BEE-zee-ay)

- Has played in 26 career contests over the course of three seasons ... has twice played a career-high eight minutes as a senior this season
- Has averaged 0.9 points and 1.3 rebounds in seven games off the bench for UCLA in 2017-18
- Transferred to UCLA in the summer of 2015 after spending his freshman season at Tyler Junior College (Tyler, Texas)
- Spent his final two years of high school in the Midwest (junior year in St. Louis, Mo., and his senior year in Sioux City, Iowa) after growing up in Lagos, Nigeria

IKENNA OKWARABIZIE'S 2017-18 GAME-BY-GAME STATISTICS

Opponent	Date	gs	min	Total		3-Pointers		Free throws		Rebounds				pf	a	t/o	blk	stl	pts	avg
				fg-fga	pct	3fg-fga	pct	ft-fta	pct	off	def	tot	avg							
vs Georgia Tech	11/11/17	dnf		-	-	-	-	-	-	-	-	-	-	-	-	-	-	-	-	-
CENTRAL ARKANSAS	11/15/17	dnf		-	-	-	-	-	-	-	-	-	-	-	-	-	-	-	-	-
SOUTH CAROLINA STAT	11/17/17	2		0-0	.000	0-0	.000	0-0	.000	0	0	0	0.0	0	0	0	0	0	0	0.0
vs Creighton	11/20/17	dnf		-	-	-	-	-	-	-	-	-	-	-	-	-	-	-	-	-
vs Wisconsin	11/21/17	dnf		-	-	-	-	-	-	-	-	-	-	-	-	-	-	-	-	-
UC IRVINE	11/26/17	8		1-2	.500	0-1	.000	0-0	.000	0	3	3	1.5	1	0	0	1	1	2	1.0
CSU BAKERSFIELD	11/29/17	dnf		-	-	-	-	-	-	-	-	-	-	-	-	-	-	-	-	-
DETROIT MERCY	12/03/17	8		2-3	.667	0-0	.000	0-0	.000	2	1	3	2.0	2	0	0	0	0	4	2.0
at Michigan	12/09/17	dnf		-	-	-	-	-	-	-	-	-	-	-	-	-	-	-	-	-
CINCINNATI	12/16/17	2		0-0	.000	0-0	.000	0-0	.000	0	0	0	1.5	0	0	0	0	0	0	1.5
SOUTH DAKOTA	12/19/17	dnf		-	-	-	-	-	-	-	-	-	-	-	-	-	-	-	-	-
vs Kentucky	12/23/17	2		0-0	.000	0-0	.000	0-0	.000	0	1	1	1.4	0	0	0	0	0	0	1.2
WASHINGTON STATE	12/29/17	dnf		-	-	-	-	-	-	-	-	-	-	-	-	-	-	-	-	-
WASHINGTON	12/31/17	dnf		-	-	-	-	-	-	-	-	-	-	-	-	-	-	-	-	-
at Stanford	01/04/18	4		0-0	.000	0-0	.000	0-0	.000	0	2	2	1.5	0	0	1	0	0	0	1.0
at California	01/06/18	3		0-0	.000	0-0	.000	0-0	.000	0	0	0	1.3	1	0	0	0	0	0	0.9
UTAH	01/11/18	dnf		-	-	-	-	-	-	-	-	-	-	-	-	-	-	-	-	-
COLORADO	01/13/18	dnf		-	-	-	-	-	-	-	-	-	-	-	-	-	-	-	-	-
at Oregon State	01/18/18	dnf		-	-	-	-	-	-	-	-	-	-	-	-	-	-	-	-	-
at Oregon	01/20/18	dnf		-	-	-	-	-	-	-	-	-	-	-	-	-	-	-	-	-
CALIFORNIA	01/25/18	dnf		-	-	-	-	-	-	-	-	-	-	-	-	-	-	-	-	-
Totals		0	29	3-5	.600	0-1	.000	0-0	.000	2	7	9	1.3	4	0	1	1	1	6	0.9

IKENNA OKWARABIZIE'S CAREER STATISTICS

Season	gp-gs	min/avg	Total		3-Point		F-Throws		Rebounds				Scoring								
			fg-fga	pct	fg-fga	pct	ft-fta	pct	off	def	tot	avg	pf	fo	ast	to	blk	stl	pts	avg	
2015-16	7-0	13/1.9	0-2	.000	0-0	.000	0-0	.000	1	3	4	0.6	4	0	0	2	0	0	0	0	0.0
2016-17	12-0	31/2.6	0-2	.000	0-0	.000	2-6	.333	1	6	7	0.6	4	0	0	3	0	1	1	2	0.2
2017-18	7-0	29/4.1	3-5	.600	0-1	.000	0-0	.000	2	7	9	1.3	4	0	0	1	1	1	1	6	0.9
TOTAL	26-0	73/2.8	3-9	.333	0-1	.000	2-6	.333	4	16	20	0.8	12	0	0	6	1	2	8	0.3	

ALEX OLESINSKI (0)

REDSHIRT SOPHOMORE – F – 6-10, 220 – Roswell, N.M. (La Lumiere School [IN])

SEASON/CAREER BEST PERFORMANCES

Category	Season High	Career High
Points	14 at California (1/6/18)	14 at California (1/6/18)
Rebounds	10 vs. South Carolina State (11/17/17)	10 vs. South Carolina State (11/17/17)
Assists	2 (3 times), last at Oregon (1/20/18)	2 (3 times), last at Oregon (1/20/18)
Steals	2 vs. Kentucky (12/23/17)	2 vs. Kentucky (12/23/17)
Blocks	2 (twice), last at California (1/6/18)	2 (twice), last at California (1/6/18)
Minutes	31 at Stanford (1/4/18)	31 at Stanford (1/4/18)
FG Made	4 (twice), last at California (1/6/18)	4 (twice), last at California (1/6/18)
FG Att.	5 (4 times), last at California (1/6/18)	6 vs. Monmouth (11/13/15)
3PFG Made	3 at California (1/6/18)	3 at California (1/6/18)
3PFG Att.	4 at California (1/6/18)	4 at California (1/6/18)
FT Made	5 vs. Central Arkansas (11/15/17)	5 vs. Central Arkansas (11/15/17)
FT Att.	6 vs. Central Arkansas (11/15/17)	6 vs. Central Arkansas (11/15/17)

KEY NOTES ON ALEX OLESINSKI

- Has averaged 5.0 points and 4.1 rebounds in 18.7 minutes per game off the bench for the Bruins
- Scored a career-high 14 rebounds in the Bruins 107-84 win at California (Jan. 6), connecting on a career-best three 3-pointers
- Tallied a career-best 10 rebounds in UCLA's victory over South Carolina State (Nov. 17)
- Did not play last season, taking a redshirt year after having missed the first two months of the season with a stress reaction in his left foot
- Has played in 44 career games, including 20 this season and 23 as a true freshman in 2015-16

ALEX OLESINSKI'S 2017-18 GAME-BY-GAME STATISTICS

Opponent	Date	gs	min	Total		3-Pointers		Free throws		Rebounds				pf	a	t/o	blk	stl	pts	avg
				fg-fga	pct	3fg-fga	pct	ft-fa	pct	off	def	tot	avg							
vs Georgia Tech	11/11/17		14	2-3	.667	0-0	.000	1-2	.500	0	2	2	2.0	3	0	1	1	0	5	5.0
CENTRAL ARKANSAS	11/15/17		24	2-4	.500	1-2	.500	5-6	.833	2	5	7	4.5	2	1	0	0	1	10	7.5
SOUTH CAROLINA STAT	11/17/17		22	4-5	.800	0-1	.000	0-0	.000	5	5	10	6.3	2	2	3	2	1	8	7.7
vs Creighton	11/20/17		21	1-2	.500	0-0	.000	0-0	.000	0	2	2	5.3	3	0	0	1	0	2	6.3
vs Wisconsin	11/21/17		17	2-3	.667	1-2	.500	1-2	.500	1	1	2	4.6	3	1	0	0	0	6	6.2
UC IRVINE	11/26/17		20	2-4	.500	0-1	.000	1-1	1.000	2	4	6	4.8	1	0	0	0	1	5	6.0
CSU BAKERSFIELD	11/29/17		22	3-4	.750	1-2	.500	1-2	.500	2	2	4	4.7	1	0	1	1	0	8	6.3
DETROIT MERCY	12/03/17		19	3-5	.600	0-2	.000	1-1	1.000	1	2	3	4.5	3	0	1	0	0	7	6.4
at Michigan	12/09/17		11	0-3	.000	0-3	.000	0-0	.000	0	2	2	4.2	3	0	2	0	0	0	5.7
CINCINNATI	12/16/17		22	1-2	.500	1-2	.500	2-2	1.000	0	7	7	4.5	3	0	0	0	0	5	5.6
SOUTH DAKOTA	12/19/17		17	2-3	.667	1-2	.500	0-1	.000	0	2	2	4.3	2	2	0	1	0	5	5.5
vs Kentucky	12/23/17		18	0-2	.000	0-1	.000	2-2	1.000	3	1	4	4.3	2	0	0	0	2	2	5.3
WASHINGTON STATE	12/29/17		15	1-3	.333	0-1	.000	0-0	.000	2	2	4	4.2	1	0	0	0	0	2	5.0
WASHINGTON	12/31/17		18	1-1	1.000	0-0	.000	0-0	.000	0	0	0	3.9	3	0	0	0	0	2	4.8
at Stanford	01/04/18		31	1-5	.200	0-3	.000	1-2	.500	3	5	8	4.2	3	1	0	1	0	3	4.7
at California	01/06/18		22	4-5	.800	3-4	.750	3-3	1.000	1	5	6	4.3	3	0	0	2	0	14	5.3
UTAH	01/11/18		19	1-2	.500	0-1	.000	1-1	1.000	1	2	3	4.2	2	0	2	0	0	3	5.1
COLORADO	01/13/18		16	1-2	.500	0-0	.000	0-2	.000	3	1	4	4.2	1	1	1	0	0	2	4.9
at Oregon State	01/18/18		17	2-3	.667	1-1	1.000	0-0	.000	1	3	4	4.2	5	0	0	0	1	5	4.9
at Oregon	01/20/18		12	2-2	1.000	2-2	1.000	2-2	1.000	0	3	3	4.2	2	2	0	1	0	8	5.1
CALIFORNIA	01/25/18		16	0-0	.000	0-0	.000	2-4	.500	2	1	3	4.1	1	0	1	0	1	2	5.0
Totals		0	393	35-63	.556	11-30	.367	23-33	.697	29	57	86	4.1	49	10	12	10	7	104	5.0

ALEX OLESINSKI'S CAREER STATISTICS

Season	gp-gs	min/avg	Total		3-Point		F-Throws		Rebounds				Scoring							
			fg-fga	pct	fg-fga	pct	ft-fa	pct	off	def	tot	avg	pf	fo	ast	to	blk	stl	pts	avg
2015-16	23-0	161/7.0	7-26	.269	1-7	.143	13-20	.650	21	25	46	2.0	34	0	4	10	0	5	28	1.2
2017-18	21-0	393/18.7	35-63	.556	11-30	.367	23-33	.697	29	57	86	4.1	49	1	10	12	10	7	104	5.0
TOTAL	44-0	554/12.6	42-89	.472	12-37	.324	36-53	.679	50	82	132	3.0	83	1	14	22	10	12	132	3.0

CHRIS SMITH (5)

FRESHMAN – G – 6-9, 200 – Chicago, Ill. (Huntington Prep [WV])

SEASON/CAREER BEST PERFORMANCES

Category	Season High	Career High
Points	15 vs. South Carolina State (11/17/17)	15 vs. South Carolina State (11/17/17)
Rebounds	6 (twice), last at Michigan (12/9/17)	6 (twice), last at Michigan (12/9/17)
Assists	3 (twice), last vs. Colorado (1/13/18)	3 (twice), last vs. Colorado (1/13/18)
Steals	2 (twice), last vs. California (1/25/18)	2 (twice), last vs. California (1/25/18)
Blocks	1 (4 times), last vs. Colorado (1/13/18)	1 (4 times), last vs. Colorado (1/13/18)
Minutes	21 vs. South Carolina State (11/17/17)	21 vs. South Carolina State (11/17/17)
FG Made	5 (twice), last vs. Detroit Mercy (12/3/17)	5 (twice), last vs. Detroit Mercy (12/3/17)
FG Att.	9 vs. vs. Detroit Mercy (12/3/17)	9 vs. vs. Detroit Mercy (12/3/17)
3PFM Made	2 vs. South Carolina State (11/17/17)	2 vs. South Carolina State (11/17/17)
3PFM Att.	3 (twice), last vs. Creighton (11/20/17)	3 (twice), last vs. Creighton (11/20/17)
FT Made	3 (3 times), last vs. Detroit Mercy (12/3/17)	3 (3 times), last vs. Detroit Mercy (12/3/17)
FT Att.	5 (twice), last vs. Creighton (11/20/17)	5 (twice), last vs. Creighton (11/20/17)

KEY NOTES ON CHRIS SMITH

- Through 21 games, has averaged 4.5 points and 2.0 rebounds per game coming off the bench
- Scored a season-high 15 points, also contributing three assists and three rebounds, in the team's win over South Carolina State (Nov. 17)
- Has totaled at least 10 points in three games ... has averaged 7.7 points per game in the Bruins' last three contests
- Excelled last season as a high school senior at Huntington Prep in West Virginia, averaging 14 points, eight rebounds and six assists per game
- Originally from the Chicago area, spent his first three years of high school at Forth Worth Country Day School (Fort Worth, Texas)

CHRIS SMITH'S 2017-18 GAME-BY-GAME STATISTICS

Opponent	Date	gs	min	Total		3-Pointers		Free throws		Rebounds				pf	a	t/o	blk	stl	pts	avg
				fg-fga	pct	3fg-fga	pct	ft-fga	pct	off	def	tot	avg							
vs Georgia Tech	11/11/17		8	0-1	.000	0-0	.000	0-0	.000	0	1	1	1.0	1	0	1	0	0	0	0.0
CENTRAL ARKANSAS	11/15/17		13	3-5	.600	0-0	.000	0-1	.000	3	3	6	3.5	0	1	1	0	0	6	3.0
SOUTH CAROLINA STAT	11/17/17		21	5-7	.714	2-3	.667	3-5	.600	1	2	3	3.3	3	3	2	1	0	15	7.0
vs Creighton	11/20/17		20	2-7	.286	0-3	.000	3-5	.600	0	1	1	2.8	0	0	1	0	0	7	7.0
vs Wisconsin	11/21/17		15	0-2	.000	0-0	.000	2-2	1.000	0	1	1	2.4	1	0	2	1	0	2	6.0
UC IRVINE	11/26/17		19	1-4	.250	0-1	.000	2-4	.500	1	1	2	2.3	1	1	1	0	2	4	5.7
CSU BAKERSFIELD	11/29/17		14	2-6	.333	0-2	.000	0-0	.000	1	0	1	2.1	2	0	0	0	0	4	5.4
DETROIT MERCY	12/03/17		19	5-9	.556	1-2	.500	3-4	.750	0	1	1	2.0	1	1	2	0	0	14	6.5
at Michigan	12/09/17		16	0-4	.000	0-1	.000	0-0	.000	2	4	6	2.4	1	0	1	0	0	0	5.8
CINCINNATI	12/16/17		8	0-1	.000	0-1	.000	0-1	.000	0	0	0	2.2	2	0	2	0	0	0	5.2
SOUTH DAKOTA	12/19/17		18	4-5	.800	0-1	.000	2-2	1.000	1	0	1	2.1	2	1	1	1	0	10	5.6
vs Kentucky	12/23/17		5	0-0	.000	0-0	.000	0-0	.000	0	0	0	1.9	0	0	1	0	0	0	5.2
WASHINGTON STATE	12/29/17		11	1-2	.500	0-1	.000	2-4	.500	0	1	1	1.8	1	0	3	0	0	4	5.1
WASHINGTON	12/31/17		11	1-3	.333	0-0	.000	0-0	.000	1	2	3	1.9	1	1	1	0	0	2	4.9
at Stanford	01/04/18		15	1-3	.333	0-2	.000	0-0	.000	1	3	4	2.1	1	0	1	0	0	2	4.7
at California	01/06/18		14	1-3	.333	0-1	.000	0-0	.000	0	2	2	2.1	3	0	1	0	0	2	4.5
UTAH	01/11/18		15	0-1	.000	0-0	.000	0-0	.000	0	1	1	2.0	0	0	0	0	0	0	4.2
COLORADO	01/13/18		14	0-3	.000	0-2	.000	0-3	.000	0	3	3	2.1	2	3	0	1	0	0	4.0
at Oregon State	01/18/18		14	4-8	.500	0-1	.000	1-2	.500	1	1	2	2.1	1	0	0	0	1	9	4.3
at Oregon	01/20/18		16	2-2	1.000	0-0	.000	1-2	.500	1	2	3	2.1	0	1	2	0	0	5	4.3
CALIFORNIA	01/25/18		14	4-5	.800	0-1	.000	1-1	1.000	0	0	0	2.0	0	1	2	0	2	9	4.5
Totals		0	300	36-81	.444	3-22	.136	20-36	.556	13	29	42	2.0	23	13	25	4	5	95	4.5

CHRIS SMITH'S CAREER STATISTICS

Season	gp-gs	min/avg	Total		3-Point		F-Throws		Rebounds				Scoring							
			fg-fga	pct	fg-fga	pct	ft-fga	pct	off	def	tot	avg	pf	fo	ast	to	blk	stl	pts	avg
2017-18	21-0	300/14.3	36-81	.444	3-22	.136	20-36	.556	13	29	42	2.0	23	0	13	25	4	5	95	4.5
TOTAL	21-0	300/14.3	36-81	.444	3-22	.136	20-36	.556	13	29	42	2.0	23	0	13	25	4	5	95	4.5

THOMAS WELSH (40)**SENIOR – C – 7-0, 255 – Redondo Beach, Calif. (Loyola HS)****SEASON/CAREER BEST PERFORMANCES**

Category	Season High	Career High
Points	22 at Michigan (12/9/17)	22 (twice), last at Michigan (12/9/17)
Rebounds	15 vs. South Carolina State (11/17/17)	16 (3 times), last vs. USC (2/18/17)
Assists	4 (twice), last vs. South Dakota (12/19/17)	4 (twice), last vs. South Dakota (12/19/17)
Steals	3 vs. Kentucky (12/23/17)	3 vs. Kentucky (12/23/17)
Blocks	3 (twice), last vs. South Dakota (12/19/17)	5 vs. Monmouth (11/13/15)
Minutes	40 at Michigan (12/9/17)	40 at Michigan (12/9/17)
FG Made	9 vs. Colorado (1/13/18)	10 vs. Cal Poly (11/15/15)
FG Att.	17 vs. Central Arkansas (11/15/17)	17 vs. Central Arkansas (11/15/17)
3PPG Made	4 at California (1/6/18)	4 at California (1/6/18)
3PPG Att.	7 vs. South Dakota (12/19/17)	7 vs. South Dakota (12/19/17)
FT Made	5 (twice), last at Oregon (1/20/18)	5 (3 times), last at Oregon (1/20/18)
FT Att.	6 (twice), last at Oregon (1/20/18)	6 (4 times), last at Oregon (1/20/18)

KEY NOTES ON THOMAS WELSH

- Has averaged 12.6 points and 10.5 rebounds through 21 contests as a senior ... through Jan. 25, ranked No. 13 in the nation in rebounds per game (10.5)
- Has registered 12 double-doubles in 21 games, logging season highs of 22 points (at Michigan) and 15 rebounds (versus South Carolina State)
- Through 120 career games, is tied for the No. 7 spot on UCLA's all-time rebounds list (897, tied with Marques Johnson) ... stands three shy of the No. 6 slot (900, Willie Naulls)
- Currently ranks second in rebounds among Pac-12 players (10.5 rpg) and is No. 10 in free throw percentage (84.3%, 43-of-51), through games played Jan. 25
- Ranks No. 3 on the school's all-time blocked shots list (135 blocks) ... Jelani McCoy leads that UCLA top 10 list (188), followed by Dan Gadzuric (184)
- Has tallied 31 career double-doubles at UCLA (12 as a senior, 9 as a junior, and 10 as a sophomore)
- Thomas' older brother (Jack) graduated from Santa Clara and his younger brother (Henry) is currently a sophomore on the men's basketball team at Harvard

THOMAS WELSH'S 2017-18 GAME-BY-GAME STATISTICS

Opponent	Date	gs	min	Total		3-Pointers		Free throws		Rebounds				pf	a	t/o	blk	stl	pts	avg	
				fg-fga	pct	3fg-fga	pct	ft-fa	pct	off	def	tot	avg								
vs Georgia Tech	11/11/17	*	37	5-8	.625	0-0	.000	0-0	.000	3	5	8	8.0	2	0	2	3	2	10	10.0	
CENTRAL ARKANSAS	11/15/17	*	38	8-19	.421	0-1	.000	0-0	.000	5	6	11	9.5	2	3	1	1	2	16	13.0	
SOUTH CAROLINA STAT	11/17/17	*	26	5-9	.556	0-1	.000	3-4	.750	5	10	15	11.3	2	2	1	2	0	13	13.0	
vs Creighton	11/20/17	*	27	5-11	.455	2-3	.667	4-4	1.000	3	10	13	11.8	4	3	1	2	1	16	13.8	
vs Wisconsin	11/21/17	*	36	4-10	.400	1-3	.333	2-3	.667	2	6	8	11.0	1	1	2	0	2	11	13.2	
UC IRVINE	11/26/17	*	32	4-9	.444	0-0	.000	5-6	.833	1	12	13	11.3	1	2	0	1	1	13	13.2	
CSU BAKERSFIELD	11/29/17	*	29	4-7	.571	1-1	1.000	4-5	.800	3	7	10	11.1	4	0	1	0	1	13	13.1	
DETROIT MERCY	12/03/17	*	26	3-6	.500	0-0	.000	2-2	1.000	4	5	9	10.9	1	0	0	2	0	8	12.5	
at Michigan	12/09/17	*	40	8-12	.667	2-2	1.000	4-4	1.000	2	8	10	10.8	1	1	2	2	0	22	13.6	
CINCINNATI	12/16/17	*	35	2-7	.286	0-2	.000	0-0	.000	4	5	9	10.6	3	4	3	0	0	4	12.6	
SOUTH DAKOTA	12/19/17	*	30	7-14	.500	3-7	.429	2-2	1.000	2	9	11	10.6	2	4	3	3	1	19	13.2	
vs Kentucky	12/23/17	*	35	5-11	.455	3-6	.500	0-0	.000	2	9	11	10.7	4	1	2	0	3	13	13.2	
WASHINGTON STATE	12/29/17	*	33	4-11	.364	0-4	.000	4-4	1.000	5	9	14	10.9	3	3	0	0	0	12	13.1	
WASHINGTON	12/31/17	*	35	1-6	.167	1-3	.333	4-4	1.000	2	10	12	11.0	3	1	1	1	0	7	12.6	
at Stanford	01/04/18	*	23	3-7	.429	1-4	.250	1-3	.333	1	9	10	10.9	5	1	2	1	2	8	12.3	
at California	01/06/18	*	31	6-9	.667	4-6	.667	3-4	.750	4	10	14	11.1	1	2	1	1	0	19	12.8	
UTAH	01/11/18	*	32	3-9	.333	1-3	.333	0-0	.000	2	4	6	10.8	2	1	0	0	1	7	12.4	
COLORADO	01/13/18	*	36	9-10	.900	2-3	.667	0-0	.000	1	7	8	10.7	4	1	0	0	0	20	12.8	
at Oregon State	01/18/18	*	35	4-13	.308	2-6	.333	0-0	.000	3	10	13	10.8	4	0	1	1	0	10	12.7	
at Oregon	01/20/18	*	36	6-11	.545	0-1	.000	5-6	.833	4	6	10	10.8	2	1	0	0	0	17	12.9	
CALIFORNIA	01/25/18	*	26	3-10	.300	1-5	.200	0-0	.000	0	5	5	10.5	1	1	0	1	1	7	12.6	
Totals			21	678	99-209	.474	24-61	.393	43-51	.843	58	162	220	10.5	52	32	23	21	17	265	12.6

THOMAS WELSH'S CAREER STATISTICS

Season	gp-gs	min/avg	Total		3-Point		F-Throws		Rebounds				Scoring							
			fg-fga	pct	fg-fga	pct	ft-fa	pct	off	def	tot	avg	pf	fo	ast	to	blk	stl	pts	avg
2014-15	36-3	565/15.7	62-132	.470	0-0	.000	14-23	.609	54	83	137	3.8	85	1	8	17	39	14	138	3.8
2015-16	31-26	832/26.8	157-266	.590	0-0	.000	34-45	.756	100	163	263	8.5	86	6	17	25	32	8	348	11.2
2016-17	32-32	802/25.1	151-258	.585	1-1	1.000	42-47	.894	70	207	277	8.7	81	4	32	14	43	11	345	10.8
2017-18	21-21	678/32.3	99-209	.474	24-61	.393	43-51	.843	58	162	220	10.5	52	1	32	23	21	17	265	12.6
TOTAL	120-82	2877/24.0	469-865	.542	25-62	.403	133-166	.801	282	615	897	7.5	304	12	89	79	135	50	1096	9.1

KRIS WILKES (13)**FRESHMAN – G – 6-8, 195 – Indianapolis, Ind (North Central HS)****SEASON/CAREER BEST PERFORMANCES**

Category	Season High	Career High
Points	21 (twice), last at Oregon (1/20/18)	21 (twice), last at Oregon (1/20/18)
Rebounds	12 vs. Central Arkansas (11/15/17)	12 vs. Central Arkansas (11/15/17)
Assists	5 at Oregon State (1/18/18)	5 at Oregon State (1/18/18)
Steals	4 vs. Utah (1/11/18)	4 vs. Utah (1/11/18)
Blocks	3 vs. Central Arkansas (11/15/17)	3 vs. Central Arkansas (11/15/17)
Minutes	36 at Oregon (1/20/18)	36 at Oregon (1/20/18)
FG Made	8 vs. Central Arkansas (11/15/17)	8 vs. Central Arkansas (11/15/17)
FG Att.	17 vs. Central Arkansas (11/15/17)	17 vs. Central Arkansas (11/15/17)
3PFG Made	4 (twice), last at California (1/6/18)	4 (twice), last at California (1/6/18)
3PFG Att.	9 vs. Kentucky (12/23/17)	9 vs. Kentucky (12/23/17)
FT Made	8 vs. UC Irvine (11/26/17)	8 vs. UC Irvine (11/26/17)
FT Att.	13 vs. UC Irvine (11/26/17)	13 vs. UC Irvine (11/26/17)

KEY NOTES ON KRIS WILKES

- Has averaged 13.6 points and 5.4 rebounds in 21 games ... has twice scored a season-high 21 points (versus Washington and at Oregon)
- Entering the weekend of Jan. 27-28, Wilkes ranked No. 5 among all Pac-12 freshmen in scoring (13.6 ppg)
- Has scored at least 10 points in 16 of 21 contests ... has scored 20 or more points in four games
- Made a season-high four three-pointers (on six attempts) in UCLA's season-opening win against Georgia Tech (Nov. 11) and in a road win at California (Jan. 6)
- Was a McDonald's All-American as a senior at North Central High School in Indianapolis, Ind. (2017)

KRIS WILKES' 2017-18 GAME-BY-GAME STATISTICS

Opponent	Date	gs	min	Total		3-Pointers		Free throws		Rebounds				pf	a	t/o	blk	stl	pts	avg	
				fg-fga	pct	3fg-fga	pct	ft-fga	pct	off	def	tot	avg								
vs Georgia Tech	11/11/17	*	30	6-12	.500	4-6	.667	2-4	.500	2	2	4	4.0	3	1	2	0	0	18	18.0	
CENTRAL ARKANSAS	11/15/17	*	32	8-17	.471	2-3	.667	2-2	1.000	4	8	12	8.0	3	0	1	3	1	20	19.0	
SOUTH CAROLINA STAT	11/17/17	*	26	5-12	.417	1-4	.250	3-7	.429	3	3	6	7.3	1	1	1	1	0	14	17.3	
vs Creighton	11/20/17	*	32	6-12	.500	0-4	.000	3-6	.500	1	5	6	7.0	2	1	1	1	2	15	16.8	
vs Wisconsin	11/21/17	*	23	2-5	.400	0-2	.000	0-0	.000	2	2	4	6.4	5	1	2	0	1	4	14.2	
UC IRVINE	11/26/17	*	26	3-9	.333	0-3	.000	8-13	.615	2	4	6	6.3	0	0	0	1	0	14	14.2	
CSU BAKERSFIELD	11/29/17	*	26	4-11	.364	0-2	.000	3-6	.500	3	4	7	6.4	4	2	2	2	0	11	13.7	
DETROIT MERCY	12/03/17	*	19	3-7	.429	1-2	.500	2-4	.500	1	5	6	6.4	2	3	1	0	1	9	13.1	
at Michigan	12/09/17	*	31	3-5	.600	0-2	.000	0-1	.000	0	3	3	6.0	3	1	1	0	0	6	12.3	
CINCINNATI	12/16/17	*	28	5-13	.385	1-5	.200	1-2	.500	3	5	8	6.2	3	2	2	2	1	12	12.3	
SOUTH DAKOTA	12/19/17	*	23	2-6	.333	1-3	.333	0-0	.000	0	3	3	5.9	4	2	3	1	1	5	11.6	
vs Kentucky	12/23/17	*	35	7-15	.467	3-9	.333	3-4	.750	2	3	5	5.8	1	1	1	0	1	20	12.3	
WASHINGTON STATE	12/29/17	*	25	3-9	.333	1-6	.167	7-9	.778	1	4	5	5.8	1	1	1	0	0	14	12.5	
WASHINGTON	12/31/17	*	32	7-13	.538	2-4	.500	5-6	.833	1	4	5	5.7	1	1	0	0	2	21	13.1	
at Stanford	01/04/18	*	34	8-15	.533	2-5	.400	0-0	.000	0	3	3	5.5	5	2	1	0	0	18	13.4	
at California	01/06/18	*	28	5-10	.500	4-6	.667	2-4	.500	1	2	3	5.4	4	4	1	1	0	16	13.6	
UTAH	01/11/18	*	31	7-11	.636	3-5	.600	2-4	.500	1	3	4	5.3	2	1	1	0	4	19	13.9	
COLORADO	01/13/18	*	32	3-11	.273	1-6	.167	3-3	1.000	3	6	9	5.5	1	1	1	1	0	10	13.7	
at Oregon State	01/18/18	*	30	4-8	.500	1-4	.250	0-0	.000	1	3	4	5.4	2	5	3	0	0	9	13.4	
at Oregon	01/20/18	*	36	7-12	.583	3-7	.429	4-6	.667	0	3	3	5.3	3	2	0	2	2	21	13.8	
CALIFORNIA	01/25/18	*	22	2-8	.250	1-5	.200	5-6	.833	2	5	7	5.4	4	2	1	0	0	10	13.6	
Totals			21	601	100-221	.452	31-93	.333	55-87	.632	33	80	113	5.4	54	34	26	15	16	286	13.6

KRIS WILKES' CAREER STATISTICS

Season	gp-gs	min/avg	Total		3-Point		F-Throws		Rebounds				Scoring							
			fg-fga	pct	fg-fga	pct	ft-fga	pct	off	def	tot	avg	pf	fo	ast	to	blk	stl	pts	avg
2017-18	21-21	601/28.6	100-221	.452	31-93	.333	55-87	.632	33	80	113	5.4	54	2	34	26	15	16	286	13.6
TOTAL	21-21	601/28.6	100-221	.452	31-93	.333	55-87	.632	33	80	113	5.4	54	2	34	26	15	16	286	13.6

ALEC WULFF (21)

SENIOR – G – 6-3, 190 – Laguna Beach, Calif. (Laguna Beach HS)

SEASON/CAREER BEST PERFORMANCES

Category	Season High	Career High
Points	3 (twice), last vs. Washington (12/31/17)	6 vs. UC Riverside (11/30/16)
Rebounds	–	1 vs. Pacific (11/11/16)
Assists	1 vs. South Carolina State (11/17/17)	1 (4 times), last vs. South Carolina State (11/17/17)
Steals	–	1 (twice), last vs. UC Riverside (11/30/16)
Blocks	–	–
Minutes	4 vs. UC Irvine (11/26/17)	4 (twice), last vs. UC Irvine (11/26/17)
FG Made	1 vs. South Carolina State (11/17/17)	2 vs. UC Riverside (11/30/16)
FG Att.	2 vs. Detroit Mercy (12/3/17)	3 vs. UC Riverside (11/30/16)
3PFG Made	1 (twice), last vs. Washington (12/31/17)	2 vs. UC Riverside (11/30/16)
3PFG Att.	1 (3 times), last vs. Washington (12/31/17)	3 vs. UC Riverside (11/30/16)
FT Made	2 vs. Utah (1/11/18)	2 vs. Utah (1/11/18)
FT Att.	2 vs. Utah (1/11/18)	2 vs. Utah (1/11/18)

KEY NOTES ON ALEC WULFF

- Has played in 29 career games over four seasons, including seven games this season
- Has shot 6-for-13 in his career (46.2%), with all but one of the shot attempts coming from beyond the three-point arc
- Joined the team in the summer of 2014 after having been a standout basketball and volleyball player at Laguna Beach High School (Laguna Beach, Calif.)
- His younger brother, Isaac Wulff, is currently a sophomore on the Bruins' roster

ALEC WULFF'S 2017-18 GAME-BY-GAME STATISTICS

Opponent	Date	gs	min	Total		3-Pointers		Free throws		Rebounds				pf	a	t/o	blk	stl	pts	avg	
				fg-fga	pct	3fg-fga	pct	ft-fa	pct	off	def	tot	avg								
vs Georgia Tech	11/11/17	dn		-	-	-	-	-	-	-	-	-	-	-	-	-	-	-	-	-	
CENTRAL ARKANSAS	11/15/17	dn		-	-	-	-	-	-	-	-	-	-	-	-	-	-	-	-	-	
SOUTH CAROLINA STAT	11/17/17		2	1-1	1.000	1-1	1.000	0-0	.000	0	0	0	0.0	0	1	0	0	0	3	3.0	
vs Creighton	11/20/17	dn		-	-	-	-	-	-	-	-	-	-	-	-	-	-	-	-	-	
vs Wisconsin	11/21/17	dn		-	-	-	-	-	-	-	-	-	-	-	-	-	-	-	-	-	
UC IRVINE	11/26/17		4	0-0	.000	0-0	.000	0-0	.000	0	0	0	0.0	0	0	1	0	0	0	1.5	
CSU BAKERSFIELD	11/29/17	dn		-	-	-	-	-	-	-	-	-	-	-	-	-	-	-	-	-	
DETROIT MERCY	12/03/17		4	0-2	.000	0-1	.000	0-0	.000	0	0	0	0.0	0	0	0	0	0	0	1.0	
at Michigan	12/09/17		1	0-0	.000	0-0	.000	0-0	.000	0	0	0	0.0	0	0	0	0	0	0	0.8	
CINCINNATI	12/16/17	dn		-	-	-	-	-	-	-	-	-	-	-	-	-	-	-	-	-	
SOUTH DAKOTA	12/19/17	dn		-	-	-	-	-	-	-	-	-	-	-	-	-	-	-	-	-	
vs Kentucky	12/23/17	dn		-	-	-	-	-	-	-	-	-	-	-	-	-	-	-	-	-	
WASHINGTON STATE	12/29/17	dn		-	-	-	-	-	-	-	-	-	-	-	-	-	-	-	-	-	
WASHINGTON	12/31/17		1	1-1	1.000	1-1	1.000	0-0	.000	0	0	0	0.0	0	0	0	0	0	3	1.2	
at Stanford	01/04/18	dn		-	-	-	-	-	-	-	-	-	-	-	-	-	-	-	-	-	
at California	01/06/18		2	0-0	.000	0-0	.000	0-0	.000	0	0	0	0.0	0	0	0	0	0	0	1.0	
UTAH	01/11/18		1	0-0	.000	0-0	.000	2-2	1.000	0	0	0	0.0	0	0	0	0	0	2	1.1	
COLORADO	01/13/18	dn		-	-	-	-	-	-	-	-	-	-	-	-	-	-	-	-	-	
at Oregon State	01/18/18	dn		-	-	-	-	-	-	-	-	-	-	-	-	-	-	-	-	-	
at Oregon	01/20/18	dn		-	-	-	-	-	-	-	-	-	-	-	-	-	-	-	-	-	
CALIFORNIA	01/25/18	dn		-	-	-	-	-	-	-	-	-	-	-	-	-	-	-	-	-	
Totals			0	15	2-4	.500	2-3	.667	2-2	1.000	0	0	0	0.0	0	1	1	0	0	8	1.1

ALEC WULFF'S CAREER STATISTICS

Season	gp-gs	min/avg	Total		3-Point		F-Throws		Rebounds				Scoring							
			fg-fga	pct	fg-fga	pct	ft-fa	pct	off	def	tot	avg	pf	fo	ast	to	blk	stl	pts	avg
2014-15	4-0	5/1.3	0-1	.000	0-1	.000	0-0	.000	0	0	0	0.0	0	0	1	0	0	1	0	0.0
2015-16	5-0	7/1.4	2-2	1.000	2-2	1.000	0-0	.000	0	0	0	0.0	0	0	1	0	0	0	6	1.2
2016-17	13-0	24/1.8	2-6	.333	2-6	.333	0-0	.000	0	1	1	0.1	2	0	1	0	0	1	6	0.5
2017-18	7-0	15/2.1	2-4	.500	2-3	.667	2-2	1.000	0	0	0	0.0	0	0	1	1	0	0	8	1.1
TOTAL	29-0	51/1.8	6-13	.462	6-12	.500	2-2	1.000	0	1	1	0.0	2	0	4	1	0	2	20	0.7

2017-18 STARTING LINEUPS & STAT LEADERS

STARTING LINEUPS

DATE	OPPONENT	W/L	SCORE					
11/11/17	Georgia Tech ¹	W	63-60	Aaron Holiday	Jaylen Hands	Kris Wilkes	G.G. Goloman	Thomas Welsh
11/15/17	Central Arkansas	W (OT)	106-101	Aaron Holiday	Jaylen Hands	Kris Wilkes	G.G. Goloman	Thomas Welsh
11/17/17	South Carolina State	W	96-68	Aaron Holiday	Jaylen Hands	Kris Wilkes	G.G. Goloman	Thomas Welsh
11/20/17	vs. Creighton ²	L	89-100	Aaron Holiday	Jaylen Hands	Kris Wilkes	G.G. Goloman	Thomas Welsh
11/21/17	vs. Wisconsin ²	W	72-70	Aaron Holiday	Jaylen Hands	Kris Wilkes	G.G. Goloman	Thomas Welsh
11/26/17	UC Irvine	W	87-63	Aaron Holiday	Prince Ali	Kris Wilkes	G.G. Goloman	Thomas Welsh
11/29/17	CSU Bakersfield	W	75-66	Aaron Holiday	Prince Ali	Kris Wilkes	G.G. Goloman	Thomas Welsh
12/03/17	Detroit Mercy	W	106-73	Aaron Holiday	Prince Ali	Kris Wilkes	G.G. Goloman	Thomas Welsh
12/09/17	at Michigan	L (OT)	69-78	Aaron Holiday	Prince Ali	Kris Wilkes	G.G. Goloman	Thomas Welsh
12/16/17	Cincinnati	L	63-77	Aaron Holiday	Prince Ali	Kris Wilkes	G.G. Goloman	Thomas Welsh
12/19/17	South Dakota	W	85-82	Aaron Holiday	Prince Ali	Kris Wilkes	G.G. Goloman	Thomas Welsh
12/23/17	vs. Kentucky ³	W	83-75	Aaron Holiday	Prince Ali	Kris Wilkes	G.G. Goloman	Thomas Welsh
12/29/17	Washington State*	W	96-82	Aaron Holiday	Prince Ali	Kris Wilkes	G.G. Goloman	Thomas Welsh
12/31/17	Washington*	W	74-53	Aaron Holiday	Prince Ali	Kris Wilkes	G.G. Goloman	Thomas Welsh
01/04/18	at Stanford*	L (2OT)	99-107	Aaron Holiday	Prince Ali	Kris Wilkes	G.G. Goloman	Thomas Welsh
01/06/18	at California*	W	107-84	Aaron Holiday	Prince Ali	Kris Wilkes	G.G. Goloman	Thomas Welsh
01/11/18	Utah*	W	83-64	Aaron Holiday	Prince Ali	Kris Wilkes	G.G. Goloman	Thomas Welsh
01/13/18	Colorado*	L	59-68	Aaron Holiday	Prince Ali	Kris Wilkes	G.G. Goloman	Thomas Welsh
01/18/18	at Oregon State*	L	63-69	Aaron Holiday	Prince Ali	Kris Wilkes	G.G. Goloman	Thomas Welsh
01/20/18	at Oregon*	L	91-94	Aaron Holiday	Prince Ali	Kris Wilkes	G.G. Goloman	Thomas Welsh
01/25/18	California*	W	70-57	Aaron Holiday	Jaylen Hands	Prince Ali	Kris Wilkes	Thomas Welsh
01/27/18	Stanford*							
02/03/18	USC*							
02/08/18	at Arizona*							
02/10/18	at Arizona State*							
02/15/18	Oregon State*							
02/17/18	Oregon*							
02/22/18	at Utah*							
02/25/18	at Colorado*							
03/03/18	at USC*							

1 Pac-12 China Game (Shanghai, China)

2 Hall of Fame Classic (Kansas City, Mo.)

3 CBS Sports Classic (New Orleans, La.)

* Pac-12 Conference game

STATISTICAL LEADERS

DATE	OPPONENT	W/L	SCORE	POINTS	REBOUNDS	ASSISTS	STEALS	BLOCKS
11/11/17	Georgia Tech ¹	W	63-60	Wilkes 18	Welsh 8	Holiday 7	Hands, Welsh 2	Welsh 3
11/15/17	Central Arkansas	W (OT)	106-101	Holiday 24	Wilkes 12	Hands 6	Holiday 5	Wilkes 3
11/17/17	South Carolina State	W	96-68	Hands 22	Welsh 15	Hands, Holiday 4	Ali, Hands 2	Olesinski, Welsh 2
11/20/17	vs. Creighton ²	L	89-100	Holiday 25	Welsh 13	Holiday 7	Holiday, Wilkes 2	Welsh 2
11/21/17	vs. Wisconsin ²	W	72-70	Holiday 18	Welsh 8	Holiday 5	Holiday 3	Goloman, Smith 1
11/26/17	UC Irvine	W	87-63	Ali 21	Welsh 13	Holiday 7	Holiday, Smith 2	five players 1
11/29/17	CSU Bakersfield	W	75-66	Holiday 16	Welsh 10	Holiday 6	Holiday 2	Wilkes 2
12/03/17	Detroit Mercy	W	106-73	Hands 23	Hands, Welsh 9	Goloman 5	Ali, Hands 2	Welsh 2
12/09/17	at Michigan	L (OT)	69-78	Holiday 27	Welsh 10	Holiday 7	Ali, Holiday 1	Welsh 1
12/14/17	Cincinnati	L	63-77	Holiday 17	Welsh 9	Welsh 4	Hands, Wilkes 1	Wilkes 2
12/17/17	South Dakota	W	85-82	Welsh 19	Welsh 11	Holiday 5	Ali, Holiday 2	Welsh 3
12/21/17	vs. Kentucky ³	W	83-75	Holiday, Wilkes 20	Welsh 11	Holiday 8	Welsh 3	Goloman 2
12/29/17	Washington State*	W	96-82	Holiday 33	Welsh 14	Hands, Holiday 4	Holiday, Goloman 1	Goloman 2
12/31/17	Washington*	W	74-53	Wilkes 21	Welsh 12	Holiday 5	Ali, Wilkes 2	Goloman 3
01/04/18	at Stanford*	L (2OT)	99-107	Holiday 31	Welsh 10	Hands, Holiday 3	Holiday 3	three players 1
01/06/18	at California*	W	107-84	Holiday 21	Welsh 14	Hands 8	Hands 3	Goloman 3
01/11/18	Utah*	W	83-64	Holiday 20	Ali 9	Holiday 6	Wilkes 4	— 0
01/13/18	Colorado*	L	59-68	Welsh 20	Wilkes 9	Holiday 4	Hands 3	Holiday, Smith, Wilkes 1
01/18/18	at Oregon State*	L	63-69	Holiday 22	Welsh 13	Wilkes 5	five players 1	Goloman 2
01/20/18	at Oregon*	L	91-94	Wilkes 21	Welsh 10	Holiday 5	Goloman, Wilkes 2	Wilkes 2
01/25/18	California*	W	70-57	Holiday 21	Wilkes 7	Holiday 6	Smith 2	Goloman, Welsh 1
01/27/18	Stanford*							
02/03/18	USC*							
02/08/18	at Arizona*							
02/10/18	at Arizona State*							
02/15/18	Oregon State*							
02/17/18	Oregon*							
02/22/18	at Utah*							
02/25/18	at Colorado*							
03/03/18	at USC*							

1 Pac-12 China Game (Shanghai, China)

2 Hall of Fame Classic (Kansas City, Mo.)

3 CBS Sports Classic (New Orleans, La.)

* Pac-12 Conference game

2017-18 POINTS-REBOUNDS-ASSISTS

OPPONENT	P. ALI	A. DODSON	G. GOLOMAN	J. HANDS	A. HOLIDAY	I. OKWARABIZIE
Georgia Tech (Nov. 11)	1-2-2	DNP	4-6-0	14-4-1	11-3-7	DNP
Central Arkansas (Nov. 15)	12-0-2	DNP	8-0-1	10-7-6	24-6-5	DNP
South Carolina State (Nov. 17)	5-2-1	DNP	8-7-2	22-3-4	8-2-4	0-0-0
vs. Creighton (Nov. 20)	18-3-3	DNP	2-4-1	4-3-2	25-2-7	DNP
vs. Wisconsin (Nov. 21)	10-1-1	DNP	11-5-1	10-2-3	18-2-5	DNP
UC Irvine (Nov. 26)	21-4-1	0-1-0	12-7-1	DNP	16-4-7	2-3-0
CSU Bakersfield (Nov. 29)	6-3-2	DNP	10-6-1	7-4-4	16-7-6	DNP
Detroit Mercy (Dec. 3)	20-3-4	0-1-0	5-5-5	23-9-4	14-4-3	4-3-0
at Michigan (Dec. 9)	3-5-0	DNP	7-4-3	4-5-1	27-4-7	DNP
Cincinnati (Dec. 16)	8-1-0	DNP	3-3-1	14-4-1	17-0-3	0-0-0
South Dakota (Dec. 19)	7-4-4	DNP	12-7-2	12-4-2	15-5-5	DNP
vs. Kentucky (Dec. 23)	12-3-0	DNP	2-7-2	14-2-2	20-3-8	0-1-0
Washington State (Dec. 29)	3-0-3	DNP	9-4-1	19-3-4	33-11-4	DNP
Washington (Dec. 31)	12-3-1	DNP	7-6-0	6-3-2	14-7-5	DNP
at Stanford (Jan. 4)	16-4-0	DNP	14-2-0	7-4-3	31-1-3	0-2-0
at California (Jan. 6)	15-1-2	DNP	9-2-1	11-2-8	21-3-5	0-0-0
Utah (Jan. 11)	13-9-3	DNP	7-1-0	12-5-1	20-1-6	DNP
Colorado (Jan. 13)	3-4-2	DNP	6-4-1	8-2-0	10-4-4	DNP
at Oregon State (Jan. 18)	2-2-0	DNP	2-2-0	4-3-2	22-3-3	DNP
at Oregon (Jan. 20)	10-0-1	DNP	4-2-2	12-5-4	14-1-5	DNP
California (Jan. 25)	5-5-2	DNP	2-4-3	14-6-1	21-4-6	DNP
Stanford (Jan. 27)						
USC (Feb. 3)						
at Arizona (Feb. 8)						
at Arizona State (Feb. 10)						
Oregon State (Feb. 15)						
Oregon (Feb. 17)						
at Utah (Feb. 22)						
at Colorado (Feb. 25)						
at USC (March 3)						

2017-18 POINTS-REBOUNDS-ASSISTS

OPPONENT	A. OLESINSKI	C. SMITH	J. WALLACE	T. WELSH	K. WILKES	A. WULFF	I. WULFF
Georgia Tech (Nov. 11)	5-2-0	0-1-0	DNP	10-8-0	18-4-1	DNP	DNP
Central Arkansas (Nov. 15)	10-7-1	6-6-1	DNP	16-11-3	20-12-0	DNP	DNP
South Carolina State (Nov. 17)	8-10-2	15-3-3	DNP	13-15-2	14-6-1	3-0-1	DNP
vs. Creighton (Nov. 20)	2-2-0	7-1-0	DNP	16-13-3	15-6-1	DNP	DNP
vs. Wisconsin (Nov. 21)	6-2-1	2-1-0	DNP	11-8-1	4-4-1	DNP	DNP
UC Irvine (Nov. 26)	5-6-0	4-2-1	0-0-0	13-13-2	14-6-0	0-0-0	0-0-0
CSU Bakersfield (Nov. 29)	8-4-0	4-1-0	DNP	13-10-0	11-7-2	DNP	DNP
Detroit Mercy (Dec. 3)	7-3-0	14-1-1	0-1-0	8-9-0	9-6-3	0-0-0	2-0-0
at Michigan (Dec. 9)	0-2-0	0-6-0	DNP	22-10-1	6-3-1	0-0-0	DNP
Cincinnati (Dec. 16)	5-7-0	0-0-0	DNP	4-9-4	12-8-2	DNP	DNP
South Dakota (Dec. 19)	5-2-2	10-1-1	DNP	19-11-4	5-3-2	DNP	DNP
vs. Kentucky (Dec. 23)	2-4-0	0-0-0	DNP	13-11-1	20-5-1	DNP	DNP
Washington State (Dec. 29)	2-4-0	4-1-0	DNP	12-14-3	14-5-1	DNP	DNP
Washington (Dec. 31)	2-0-0	2-3-1	DNP	7-12-1	21-5-1	3-0-0	DNP
at Stanford (Jan. 4)	3-8-1	2-4-0	DNP	8-10-1	18-3-2	DNP	DNP
at California (Jan. 6)	14-6-0	2-2-0	DNP	19-14-2	16-3-4	0-0-0	DNP
Utah (Jan. 11)	3-3-0	0-1-0	DNP	7-6-1	19-4-1	2-0-0	DNP
Colorado (Jan. 13)	2-4-1	0-3-3	DNP	20-8-1	10-9-1	DNP	DNP
at Oregon State (Jan. 18)	5-4-0	9-2-0	DNP	10-13-0	9-4-5	DNP	DNP
at Oregon (Jan. 20)	8-3-2	5-3-1	DNP	17-10-1	21-3-2	DNP	DNP
California (Jan. 25)	2-3-0	9-0-1	DNP	7-5-1	10-7-2	DNP	DNP
Stanford (Jan. 27)							
USC (Feb. 3)							
at Arizona (Feb. 8)							
at Arizona State (Feb. 10)							
Oregon State (Feb. 15)							
Oregon (Feb. 17)							
at Utah (Feb. 22)							
at Colorado (Feb. 25)							
at USC (March 3)							

UCLA's SEASON/CAREER STATS

2017-18 ROSTER

SEASON STATISTICS

CAREER STATISTICS

SUMMARY	gp-gs	min/g	fg%	3fg%	ft%	r/g	a/g	stl	blk	pts/g	gp-gs	min/g	fg%	3fg%	ft%	r/g	a/g	stl	blk	pts/g
Holiday, Aaron	21-21	36.8	.464	.404	.820	3.7	5.1	31	5	18.9	89-53	30.7	.449	.411	.786	3.1	4.4	115	19	13.1
Wilkes, Kris	21-21	28.6	.452	.333	.632	5.4	1.6	16	15	13.6	21-21	28.6	.452	.333	.632	5.4	1.6	16	15	13.6
Welsh, Thomas	21-21	32.3	.474	.393	.843	10.5	1.5	17	21	12.6	120-82	24.0	.542	.403	.801	7.5	0.7	50	135	9.1
Hands, Jaylen	20-6	25.7	.419	.380	.723	4.0	2.8	21	2	11.4	20-6	25.7	.419	.380	.723	4.0	2.8	21	2	11.4
Ali, Prince	21-16	23.7	.463	.407	.606	2.8	1.6	22	5	9.6	50-16	16.8	.433	.364	.592	1.8	0.9	33	8	6.3
Goloman, Gyorgy	21-20	23.4	.515	.348	.655	4.2	1.3	14	23	6.9	106-25	13.7	.506	.315	.575	2.5	0.7	55	68	3.3
Olesinski, Alex	21-0	18.7	.556	.367	.697	4.1	0.5	7	10	5.0	44-0	12.6	.472	.324	.679	3.0	0.3	12	10	3.0
Smith, Chris	21-0	14.3	.444	.136	.556	2.0	0.6	5	4	4.5	21-0	14.3	.444	.136	.556	2.0	0.6	5	4	4.5
Wulff, Alec	7-0	2.1	.500	.667	1.000	0.0	0.1	0	0	1.1	29-0	1.8	.462	.500	1.000	0.0	0.1	2	0	0.7
Wulff, Isaac	2-0	1.5	.000	.000	1.000	0.0	0.0	0	0	1.0	7-0	1.9	.400	.000	.750	0.3	0.0	0	0	1.0
Okwarabizie, Ikenna	7-0	4.1	.600	.000	.000	1.3	0.0	1	1	0.9	26-0	2.8	.333	.000	.333	0.8	0.0	2	1	0.3
Dodson, Armani	2-0	1.5	.000	.000	.000	1.0	0.0	0	0	0.0	3-0	1.7	1.000	.000	.000	1.0	0.0	0	0	0.7
Wallace, Joseph	2-0	1.5	.000	.000	.000	0.5	0.0	0	0	0.0	2-0	1.5	.000	.000	.000	0.5	0.0	0	0	0.0

SCORING	fg-aga	fg%	3fg-aga	3fg%	ft-fta	ft%	pts	pts/g	fg-aga	fg%	3fg-aga	3fg%	ft-fta	ft%	pts	pts/g
Holiday, Aaron	124-267	.464	44-109	.404	105-128	.820	397	18.9	388-865	.449	136-331	.411	257-327	.786	1169	13.1
Wilkes, Kris	100-221	.452	31-93	.333	55-87	.632	286	13.6	100-221	.452	31-93	.333	55-87	.632	286	13.6
Welsh, Thomas	99-209	.474	24-61	.393	43-51	.843	265	12.6	469-865	.542	25-62	.403	133-166	.801	1096	9.1
Hands, Jaylen	75-179	.419	30-79	.380	47-65	.723	227	11.4	75-179	.419	30-79	.380	47-65	.723	227	11.4
Ali, Prince	69-149	.463	24-59	.407	40-66	.606	202	9.6	109-252	.433	36-99	.364	61-103	.592	315	6.3
Goloman, Gyorgy	50-97	.515	8-23	.348	36-55	.655	144	6.9	134-265	.506	17-54	.315	65-113	.575	350	3.3
Olesinski, Alex	35-63	.556	11-30	.367	23-33	.697	104	5.0	42-89	.472	12-37	.324	36-53	.679	132	3.0
Smith, Chris	36-81	.444	3-22	.136	20-36	.556	95	4.5	36-81	.444	3-22	.136	20-36	.556	95	4.5
Wulff, Alec	2-4	.500	2-3	.667	2-2	1.000	8	1.1	6-13	.462	6-12	.500	2-2	1.000	20	0.7
Wulff, Isaac	0-3	.000	0-2	.000	2-2	1.000	2	1.0	2-5	.400	0-2	.000	3-4	.750	7	1.0
Okwarabizie, Ikenna	3-5	.600	0-1	.000	0-0	.000	6	0.9	3-9	.333	0-1	.000	2-6	.333	8	0.3
Dodson, Armani	0-0	.000	0-0	.000	0-0	.000	0	0.0	1-1	1.000	0-0	.000	0-0	.000	2	0.7
Wallace, Joseph	0-0	.000	0-0	.000	0-0	.000	0	0.0	0-0	.000	0-0	.000	0-0	.000	0	0.0

TOTALS	o-reb	d-reb	t-reb	pf	fo	ast	to	a/to	o-reb	d-reb	t-reb	pf	fo	ast	to	a/to
Holiday, Aaron	10	67	77	53	0	108	74	1.5	41	235	276	237	9	393	253	1.6
Wilkes, Kris	33	80	113	54	2	34	26	1.3	33	80	113	54	2	34	26	1.3
Welsh, Thomas	58	162	220	52	1	32	23	1.4	282	615	897	304	12	89	79	1.1
Hands, Jaylen	12	68	80	37	1	55	41	1.3	12	68	80	37	1	55	41	1.3
Ali, Prince	16	43	59	37	1	34	33	1.0	21	69	90	73	1	45	56	0.8
Goloman, Gyorgy	33	55	88	70	3	28	17	1.6	85	182	267	236	6	75	68	1.1
Olesinski, Alex	29	57	86	49	1	10	12	0.8	50	82	132	83	1	14	22	0.6
Smith, Chris	13	29	42	23	0	13	25	0.5	13	29	42	23	0	13	25	0.5
Wulff, Alec	0	0	0	0	0	1	1	1.0	0	1	1	2	0	4	1	4.0
Wulff, Isaac	0	0	0	1	0	0	0	0.0	1	1	2	2	0	0	0	0.0
Okwarabizie, Ikenna	2	7	9	4	0	0	1	0.0	4	16	20	12	0	0	6	0.0
Dodson, Armani	1	1	2	1	0	0	0	0.0	2	1	3	1	0	0	0	0.0
Wallace, Joseph	1	0	1	0	0	0	0	0.0	1	0	1	0	0	0	0	0.0

2017-18 PAC-12 STATISTICS

Pac-12 Record: 5-4 Home: 4-1 Away: 1-3

#	Player	gp-gs	min	avg	Total		3-Point		F-Throw		Rebounds					pts	avg					
					fg-fga	fg%	3fg-fga	3fg%	ft-fa	ft%	off	def	tot	avg	pf			dq	a	to	blk	stl
03	Holiday, Aaron	9-9	340	37.8	54-113	.478	23-43	.535	55-65	.846	6	29	35	3.9	24	0	41	31	3	9	186	20.7
13	Wilkes, Kris	9-9	270	30.0	46-97	.474	18-48	.375	28-38	.737	10	33	43	4.8	23	1	19	9	4	8	138	15.3
40	Welsh, Thomas	9-9	287	31.9	39-86	.453	12-35	.343	17-21	.810	22	70	92	10.2	25	1	11	5	5	4	107	11.9
04	Hands, Jaylen	9-1	228	25.3	29-78	.372	11-36	.306	24-33	.727	6	27	33	3.7	21	1	25	15	0	11	93	10.3
23	Ali, Prince	9-9	214	23.8	27-64	.422	8-27	.296	17-26	.654	10	18	28	3.1	13	0	14	10	1	8	79	8.8
14	Goloman, Gyorgy	9-8	210	23.3	16-32	.500	5-10	.500	23-31	.742	13	14	27	3.0	35	2	8	6	13	9	60	6.7
00	Olesinski, Alex	9-0	166	18.4	13-23	.565	6-12	.500	9-14	.643	13	22	35	3.9	21	1	4	4	4	2	41	4.6
05	Smith, Chris	9-0	124	13.8	14-30	.467	0-8	.000	5-12	.417	4	15	19	2.1	9	0	6	10	1	3	33	3.7
21	Wulff, Alec	3-0	4	1.3	1-1	1.000	1-1	1.000	2-2	1.000	0	0	0	0.0	0	0	0	0	0	0	5	1.7
34	Okwarabizie, Ikenna	2-0	7	3.5	0-0	.000	0-0	.000	0-0	.000	0	2	2	1.0	1	0	0	1	0	0	0	0.0
Team											10	8	18						3			
Total.....		9	1850		239-524	.456	84-220	.382	180-242	.744	94	238	332	36.9	172	6	128	94	31	54	742	82.4
Opponents.....		9	1850		238-569	.418	73-218	.335	129-183	.705	117	221	338	37.6	192	-	130	99	22	41	678	75.3

TEAM STATISTICS

	UCLA	OPP	Date	Opponent	Score	Att.
SCORING	742	678	* 12/29/17	WASHINGTON STATE	W 96-82	8089
Points per game	82.4	75.3	* 12/31/17	WASHINGTON	W 74-53	7639
Scoring margin	+7.1	-	* 01/04/18	at Stanford	Lo2 99-107	4497
FIELD GOALS-ATT	239-524	238-569	* 01/06/18	at California	W 107-84	8888
Field goal pct	.456	.418	* 01/11/18	UTAH	W 83-64	8739
3 POINT FG-ATT	84-220	73-218	* 01/13/18	COLORADO	L 59-68	10164
3-point FG pct	.382	.335	* 01/18/18	at Oregon State	L 63-69	5330
3-pt FG made per game	9.3	8.1	* 01/20/18	at Oregon	L 91-94	12364
FREE THROWS-ATT	180-242	129-183	* 01/25/18	CALIFORNIA	W 70-57	8028
Free throw pct	.744	.705				
F-Throws made per game	20.0	14.3	* = Conference game			
REBOUNDS	332	338	1 = Pac-12 China Game (Shanghai, China)			
Rebounds per game	36.9	37.6	2 = Hall of Fame Classic (Kansas City, Mo.)			
Rebounding margin	-0.7	-	3 = CBS Sports Classic (New Orleans, La.)			
ASSISTS	128	130				
Assists per game	14.2	14.4				
TURNOVERS	94	99				
Turnovers per game	10.4	11.0				
Turnover margin	+0.6	-				
Assist/turnover ratio	1.4	1.3				
STEALS	54	41				
Steals per game	6.0	4.6				
BLOCKS	31	22				
Blocks per game	3.4	2.4				
ATTENDANCE	42659	31079				
Home games-Avg/Game	5-8532	4-7770				
Neutral site-Avg/Game	-	0-0				

Score by Periods	1st	2nd	OT	OT2	Totals
UCLA	337	391	9	5	742
Opponents	328	328	9	13	678

2017-18 OVERALL STATISTICS

Overall: 14-7 Home: 10-2 Away: 1-4 Neutral: 3-1 Pac-12: 5-4

#	Player	gp-gs	min	Total			3-Point		F-Throw		Rebounds					pts	avg								
				avg	fg-fga	fg%	3fg-fga	3fg%	ft-fa	ft%	off	def	tot	avg	pf			dq	a	to	blk	stl			
03	Holiday, Aaron	21-21	772	36.8	124-267	.464	44-109	.404	105-128	.820	10	67	77	3.7	53	0	108	74	5	31	397	18.9			
13	Wilkes, Kris	21-21	601	28.6	100-221	.452	31-93	.333	55-87	.632	33	80	113	5.4	54	2	34	26	15	16	286	13.6			
40	Welsh, Thomas	21-21	678	32.3	99-209	.474	24-61	.393	43-51	.843	58	162	220	10.5	52	1	32	23	21	17	265	12.6			
04	Hands, Jaylen	20-6	513	25.7	75-179	.419	30-79	.380	47-65	.723	12	68	80	4.0	37	1	55	41	2	21	227	11.4			
23	Ali, Prince	21-16	498	23.7	69-149	.463	24-59	.407	40-66	.606	16	43	59	2.8	37	1	34	33	5	22	202	9.6			
14	Goloman, Gyorgy	21-20	492	23.4	50-97	.515	8-23	.348	36-55	.655	33	55	88	4.2	70	3	28	17	23	14	144	6.9			
00	Olesinski, Alex	21-0	393	18.7	35-63	.556	11-30	.367	23-33	.697	29	57	86	4.1	49	1	10	12	10	7	104	5.0			
05	Smith, Chris	21-0	300	14.3	36-81	.444	3-22	.136	20-36	.556	13	29	42	2.0	23	0	13	25	4	5	95	4.5			
21	Wulff, Alec	7-0	15	2.1	2-4	.500	2-3	.667	2-2	1.000	0	0	0	0.0	0	0	1	1	0	0	8	1.1			
10	Wulff, Isaac	2-0	3	1.5	0-3	.000	0-2	.000	2-2	1.000	0	0	0	0.0	1	0	0	0	0	0	2	1.0			
34	Okwarabizie, Ikenna	7-0	29	4.1	3-5	.600	0-1	.000	0-0	.000	2	7	9	1.3	4	0	0	1	1	1	6	0.9			
22	Dodson, Armani	2-0	3	1.5	0-0	.000	0-0	.000	0-0	.000	1	1	2	1.0	1	0	0	0	0	0	0	0.0			
30	Wallace, Joseph	2-0	3	1.5	0-0	.000	0-0	.000	0-0	.000	1	0	1	0.5	0	0	0	0	0	0	0	0.0			
Team											16	30	46												3
Total.....		21	4300		593-1278	.464	177-482	.367	373-525	.710	224	599	823	39.2	381	9	315	256	86	134	1736	82.7			
Opponents.....		21	4300		567-1352	.419	182-525	.347	275-408	.674	239	532	771	36.7	439	-	289	245	46	122	1591	75.8			

TEAM STATISTICS

	UCLA	OPP	Date	Opponent	Score	Att.
SCORING	1736	1591	1	11/11/17	vs Georgia Tech	W 63-60 4011
Points per game	82.7	75.8		11/15/17	CENTRAL ARKANSAS	Wot 106-101 6782
Scoring margin	+6.9	-		11/17/17	SOUTH CAROLINA STATE	W 96-68 7035
FIELD GOALS-ATT	593-1278	567-1352	2	11/20/17	vs Creighton	L 89-100 10243
Field goal pct	.464	.419	2	11/21/17	vs Wisconsin	W 72-70 10160
3 POINT FG-ATT	177-482	182-525		11/26/17	UC IRVINE	W 87-63 8329
3-point FG pct	.367	.347		11/29/17	CSU BAKERSFIELD	W 75-66 5973
3-pt FG made per game	8.4	8.7		12/03/17	DETROIT MERCY	W 106-73 6109
FREE THROWS-ATT	373-525	275-408		12/09/17	at Michigan	Lot 69-78 12137
Free throw pct	.710	.674		12/16/17	CINCINNATI	L 63-77 10018
F-Throws made per game	17.8	13.1		12/19/17	SOUTH DAKOTA	W 85-82 5767
REBOUNDS	823	771	3	12/23/17	vs Kentucky	W 83-75 8119
Rebounds per game	39.2	36.7	*	12/29/17	WASHINGTON STATE	W 96-82 8089
Rebounding margin	+2.5	-	*	12/31/17	WASHINGTON	W 74-53 7639
ASSISTS	315	289	*	01/04/18	at Stanford	Lo2 99-107 4497
Assists per game	15.0	13.8	*	01/06/18	at California	W 107-84 8888
TURNOVERS	256	245	*	01/11/18	UTAH	W 83-64 8739
Turnovers per game	12.2	11.7	*	01/13/18	COLORADO	L 59-68 10164
Turnover margin	-0.5	-	*	01/18/18	at Oregon State	L 63-69 5330
Assist/turnover ratio	1.2	1.2	*	01/20/18	at Oregon	L 91-94 12364
STEALS	134	122	*	01/25/18	CALIFORNIA	W 70-57 8028
Steals per game	6.4	5.8				
BLOCKS	86	46	* = Conference game			
Blocks per game	4.1	2.2	1 = Pac-12 China Game (Shanghai, China)			
ATTENDANCE	92672	75749	2 = Hall of Fame Classic (Kansas City, Mo.)			
Home games-Avg/Game	12-7723	5-8643	3 = CBS Sports Classic (New Orleans, La.)			
Neutral site-Avg/Game	-	4-8133				

Score by Periods	1st	2nd	OT	OT2	Totals
UCLA	773	925	33	5	1736
Opponents	750	791	37	13	1591